



2023 AUBURN BASEBALL

AUBURN ATHLETICS COMMUNICATIONS: 392 SOUTH DONAHUE DRIVE || AUBURN, AL 36849 || AUBURNTIGERS.COM || @AUBURN_BASEBALL

2023 SCHEDULE

Day	Date	Opponent	Time/Result
FRI	FEB. 17	INDIANA	W, 8-4
SAT	FEB. 18	INDIANA	W, 6-1
SUN	FEB. 19	INDIANA	L, 2-11
Tue	Feb. 21	vs. North Alabama	W, 13-1 (7)
FRI	FEB. 24	USC	W, 5-3
SAT	FEB. 25	USC	W, 12-6
SUN	FEB. 26	USC	T, 12-12
WED	MAR. 1	FLORIDA A&M	W, 18-8 (7)
FRI	MAR. 3	LIPSCOMB	W, 7-3
SAT	MAR. 4	LIPSCOMB	W, 12-11
SUN	MAR. 5	LIPSCOMB	W, 4-3
TUE	MAR. 7	UAB	W, 4-1
Wed	Mar. 8	at Jacksonville State	W, 6-3
FRI	MAR. 10	SOUTHEASTERN	W, 7-1
SAT	MAR. 11	SOUTHEASTERN	L, 3-8
SAT	MAR. 11	SOUTHEASTERN	L, 7-8
TUE	MAR. 14	GEORGIA TECH	W, 12-11 (12)
Fri	Mar. 17	at #3 Arkansas*	L, 2-7
Sat	Mar. 18	at #3 Arkansas*	L, 3-9
Sun	Mar. 19	at #3 Arkansas*	L, 0-5
Tue	Mar. 21	vs. South Alabama	W, 6-5
THU	MAR. 23	GEORGIA*	W, 7-6 (11)
FRI	MAR. 24	GEORGIA*	W, 6-3
SAT	MAR. 25	GEORGIA*	L, 7-24
TUE	MAR. 28	NORTH ALABAMA	W, 14-1 (7)
Fri	Mar. 31	at #2 Florida*	W, 10-1
Sat	Apr. 1	at #2 Florida*	L, 5-12
Sun	Apr. 2	at #2 Florida*	L, 8-17
Tue	Apr. 4	at UAB	L, 5-6
THU	APR. 6	TEXAS A&M*	L, 5-9
FRI	APR. 7	TEXAS A&M*	W, 10-9
FRI	APR. 7	TEXAS A&M*	L, 6-12
Tue	Apr. 11	at Georgia Tech	L, 8-12 (10)
Fri	Apr. 14	at Alabama*	W, 8-4
Sat	Apr. 15	at Alabama*	L, 2-4
Sun	Apr. 16	at Alabama*	L, 1-6
TUE	APR. 18	SAMFORD	W, 13-3 (8)
FRI	APR. 21	MISSISSIPPI STATE*	W, 2-1
SAT	APR. 22	MISSISSIPPI STATE*	L, 10-11
SUN	APR. 23	MISSISSIPPI STATE*	W, 12-11
TUE	APR. 25	TROY	L, 7-8
Fri	Apr. 28	at #2 South Carolina*	6 pm
Sat	Apr. 29	at #2 South Carolina*	3 pm
Sun	Apr. 30	at #2 South Carolina*	11 am
FRI	MAY 5	#1 LSU*	6 PM
SAT	MAY 6	#1 LSU*	8 PM
SUN	MAY 7	#1 LSU*	1 PM
Tue	May 9	at Samford	6 pm
Thu	May 11	at Ole Miss*	7 pm
Fri	May 12	at Ole Miss*	6:30 pm
Sat	May 13	at Ole Miss*	2 pm
TUE	MAY 16	JACKSONVILLE STATE	6 PM
THU	MAY 18	MISSOURI*	6 PM
FRI	MAY 19	MISSOURI*	6 PM
SAT	MAY 20	MISSOURI*	2 PM

POSTSEASON

May 23-28	SEC Tournament	TBA
June 2-5	NCAA Regionals	TBA
June 9-12	NCAA Super Regionals	TBA
June 16-26	College World Series	TBA

Home games in **BOLD CAPS**

All home games at Plainsman Park | All times central

* SEC game



GAMES 42-44

COLUMBIA, S.C. (Founders Park)



AUBURN TIGERS (23-17-1, 7-11 SEC)

Head Coach: Butch Thompson (Birmingham-Southern, 1992)

Career Record: 284-202-1 (9th season) | Record at Auburn: 245-181-1 (8th season)

at



#2 SOUTH CAROLINA GAMECOCKS (34-6, 13-4 SEC)

Head Coach: Mark Kingston (North Carolina, 1995)

Career Record: 445-295-1 (14th season) | Record at USC: 172-115 (6th season)

» QUICK HITTERS

- This weekend marks Auburn's third SEC road trip against a top-three team in the country.
- The Tigers are the only team in the league to play three road series against teams ranked in the top three at the time of competition.
- Bobby Peirce and Cooper McMurray are hitting a combined .500 (18-for-36) with 14 runs and 15 RBI in five games since the beginning of last week.
- McMurray is the reigning SEC Player of the Week after leading the league in home runs (five) and tying for the league lead in RBI (nine) last week.
- Auburn's starting rotation of Tommy Vail and Christian Herberholz have a combined 0.87 ERA with 22 strikeouts in 20.2 innings the last two SEC weekends.
- The Tigers are 8-2 in series openers this season, including 4-2 in SEC series openers.
- Auburn is 30-47 all-time vs. South Carolina, including 12-21 against the Gamecocks in Columbia.
- The Tigers have won each of the last four series and nine of the last 11 games in the matchup.

PITCHING MATCHUP

AUBURN

SOUTH CAROLINA

FRI	GR LHP Tommy Vail	(3-1, 3.83)	vs.	JR RHP Will Sanders	(4-1, 4.76)
SAT	R-JR RHP Christian Herberholz	(0-3, 4.95)	vs.	JR RHP Jack Mahoney	(4-1, 3.26)
SUN	TBA		vs.	SO LHP Matthew Becker	(4-0, 3.38)

GAME INFO

Date: Friday-Sunday, Apr. 28-30, 2023
Game Time: 6 p.m. / 3 p.m. / 11 a.m. CT
Site: Columbia, S.C. / Founders Park (8,242)
TV: SEC Network+ (Fri/Sat), SEC Network (Sun)
Talent: Dave Weinstein, Stuart Lee, Kip Bouknight
Talent: Sam Ravech (pxp), Gregg Olson (color)
Radio: 93.9 FM | AuburnTigers.com
Talent: Andy Burcham, Brad Law
Live Stats: StatBroadcast.com
Twitter Updates: @AuburnBaseball
Postgame Recap: AuburnTigers.com
Series History: Auburn trails, 30-47
Auburn: Auburn trails, 16-22
Columbia: Auburn trails, 12-21
Neutral: Auburn trails, 2-4
Last Meeting: Auburn 2, South Carolina 0 (4/24/22)
Streak: W4

AUBURN

23-16-1, 7-11 SEC

Team Leaders

Batting Average:	SR IF Ike Irish (.383)
Runs:	SR IF Bryson Ware (42)
2B:	SR OF Kason Howell (19)
HR:	SR IF Bryson Ware (16)
RBI:	SR IF Bryson Ware (48)
Stolen Bases:	GR OF Justin Kirby (6-6)

SOUTH CAROLINA

34-6, 13-4 SEC

Team Leaders

Batting Average:	FR OF Ethan Petry (.427)
Runs:	SR IF Braylen Wimmer (51)
2B:	SO C Cole Messina (12)
HR:	FR OF Ethan Petry (20)
RBI:	FR OF Ethan Petry (64)
Stolen Bases:	SR IF Braylen Wimmer (13-14)

POTENTIAL STARTING LINEUP

Pos.	#	Player	AVG	AB	R	H	2B	3B	HR	RBI	SB-SBA	BB
C	24	Nate LaRue	.144	90	8	13	1	0	1	7	4-5	11
1B	26	Cooper McMurray	.297	74	22	22	4	0	10	31	0-0	27
2B	1	Caden Green	.235	102	20	24	4	0	2	13	2-3	17
3B	8	Bryson Ware	.346	156	42	54	9	1	16	48	4-6	18
SS	7	Cole Foster	.322	152	38	49	11	0	5	30	3-5	23
LF	3	Chris Stanfield	.311	90	16	28	4	2	2	16	3-3	9
CF	5	Kason Howell	.265	155	32	41	19	1	4	25	4-4	16
RF	27	Bobby Peirce	.369	111	30	41	6	2	3	20	1-1	9
DH	18	Ike Irish	.383	167	33	64	18	1	3	36	2-2	20

AUBURN'S RECORD WHEN...

	2023	Under Thompson
Overall	23-17-1	245-181-1
SEC	7-11	86-111
Non-Conference	16-6-1	138-53-1
Postseason	0-0	21-17
Home	18-8-1	164-80-1
Away	3-9	55-78
Neutral	2-0	22-20
Current streak	L1	L1
Last 5 games	3-2	3-2
Last 10 games	4-6	4-6

Situational:

AU scores first	13-6	159-60
Opp. scores first	10-11-1	86-121-1
AU scores 4+ runs	22-10-1	223-83-1
AU scores 3 runs or less	1-7	22-98
AU leads after 7 innings	17-1	197-17
8 innings	17-0	219-14
AU trails after 7 innings	4-14	20-134
8 innings	1-15	8-144
Game tied after 7 innings	2-1-1	23-25-1
8 innings	2-1-1	8-16-1
Extra Innings	2-1	13-19
1-run games	8-4	54-48
2-run games	1-1	3-18
3-run games	3-0	27-23
Games decided by 5+ runs	7-9	107-59
vs. LH Starter	5-4	71-55
vs. RH Starter	18-13-1	175-125-1
More hits than opponent	16-4	179-33
Fewer hits than opponent	4-13	41-137
Hits are tied	3-0-1	22-12-1
AU has 10+ hits	15-5-1	149-67-1
Opp. has 10+ hits	6-11-1	59-112-1
Hit a home run	21-11-1	165-81-1
Opp. hits a home run	10-12-1	109-119-1
AU quality start	2-0	70-22
Opp. quality start	2-5	28-64
AU commits no errors	13-6	113-47
Opp. commits no error	8-10	70-92

By Day:

Sunday	2-4-1	37-34-1
Monday	0-0	3-2
Tuesday	6-3	51-21
Wednesday	2-0	20-7
Thursday	1-1	9-17
Friday	9-2	61-40
Saturday	3-7	60-57
Day Games (first pitch before 6 p.m.)	7-11-1	129-97-1
Night Games (first pitch after 6 p.m.)	16-6	116-84
Doubleheaders	1-3	27-19

By Month:

February	5-1-1	50-15-1
March	13-6	87-47
April	5-10	56-59
May	0-0	34-47
June	0-0	16-10

By Jersey:

White	3-0	60-33
Blue	10-4	53-37
Orange	2-1	51-36
Gray	2-5	30-43
Pinstripes	2-4-1	37-27-1
Cream Throwback	4-3	12-5

UNIVERSITY INFORMATION

Location	Auburn, Ala.
Enrollment	31,526
Founded	October 1, 1856
Nickname	Tigers
Colors	Burnt Orange and Navy Blue
President	Dr. Christopher B. Roberts
Athletics Director	John Cohen
Conference	Southeastern (SEC West)
Stadium / Capacity	Samford Stadium-Hitchcock Field at Plainsman Park / 4,096
Ticket Office Phone	855-282-2010

BASEBALL COACHING / SUPPORT STAFF

Head Coach	Butch Thompson (Birmingham-Southern, 1992)
Record at Auburn / Seasons	245-181-1 (.576) / 8th
Career Coaching Record / Seasons	284-202-1 (.585) / 9th
Assistant Coach	Karl Nonemaker (Vanderbilt, 2002)
Assistant Coach	Gabe Gross (Auburn, 2012)
Pitching Coach	Daron Schoenrock (Tennessee Tech, 1984)
Director of Player Development	Aaron Everett (UT Martin, 2012)
Director of Operations	Greg Drye (Southern Miss, 1998)
Athletic Trainer	Anthony Sandersen (South Dakota State, 2004)
Strength & Conditioning	Chris Joyner (Minnesota State - Mankato, 2001)

PROGRAM HISTORY

Modern Era Program Record (since 1949)	2,053-1,414-5 (.592)
College World Series Appearances / Last	6 / 2022
College World Series Record	4-12 (.250)
NCAA Regional Appearances / Last	23 / 2022
NCAA Regional Record	54-45 (.545)
NCAA Super Regional Appearances / Last	4 / 2022
NCAA Super Regional Record	5-6 (.455)
Last Postseason Opponent	Arkansas / 2022 College World Series
Result	Lost, 11-1

POSTSEASON HISTORY

College World Series Appearances: 6 (1967, 1976, 1994, 1997, 2019, 2022)

Super Regional Appearances: 4 (1999, 2018, 2019, 2022)

NCAA Regional Appearances: 23 (1963, 1967, 1976, 1978, 1987, 1989, 1993-95, 1997-2003, 2005, 2010, 2015, 2017, 2018, 2019, 2022)

NCAA Regional Titles: 8 (1967, 1976, 1994, 1997, 1999, 2018, 2019, 2022)

MEDIA RELATIONS

Baseball Contact: George Nunnelley, Asst. Director - Athletics Comm.

Cell: 502-609-9982

Email: gnnunnelley@auburn.edu

Twitter: @gnunnelley

Associate AD: Kirk Sampson

2023 AUBURN BASEBALL ROSTER

No.	Name	Pos.	Cl.	B/T	Ht.	Wt.	Exp.	Hometown (Previous School)
1	Caden Green	IF	Jr.	R/R	5-11	164	JC	Tulsa, Okla. (Seminole State)
2	Josh Hall	OF	Gr.	L/R	5-9	174	2L	Homewood, Ala. (Ole Miss)
3	Chris Stanfield	OF	Fr.	R/R	6-1	189	FR	Tallahassee, Fla. (Chiles)
4	Carter Wright	C	Jr.	R/R	6-0	195	JC	Blairsville, Ga. (Iowa Western)
5	Kason Howell	OF	5th	R/R	6-0	178	4L	Argyle, Texas (Liberty Christian)
6	Ryan Dyal	C	R-Jr.	L/R	5-10	197	2L	Senoia, Ga. (East Coweta)
7	Cole Foster	IF	Jr.	S/R	6-1	193	2L	Plano, Texas (Plano Senior)
8	Bryson Ware	IF/OF	Sr.	R/R	6-2	193	2L	Madison, Miss. (Pearl River)
9	Brody Moss	IF	So.	L/R	5-11	183	1L	Helena, Ala. (Helena)
10	Brody Wortham	IF	Gr.	R/R	6-1	187	TR	Wedowee, Ala. (West Georgia)
11	Gavin Miller	IF	Fr.	R/R	5-11	192	HS	Oakdale, Pa. (West Allegheny)
12	Drew Nelson	LHP/OF	Fr.	L/L	5-11	198	HS	Troy, Ala. (Pike Liberal Arts)
14	Justin Kirby	OF	Gr.	R/R	5-11	203	TR	Alpharetta, Ga. (Kent State)
16	Cam Hill	IF	Jr.	L/L	6-4	219	2L	Madison, Ala. (Bob Jones)
17	Trevor Horne	RHP	R-Fr.	L/R	6-3	203	RS	Phenix City, Ala. (Glenwood Academy)
18	Ike Irish	C	Fr.	L/R	6-2	202	HS	Hudsonville, Mich. (St. Mary's Prep)
20	Tommy Sheehan	LHP	Gr.	L/L	6-0	210	1L	Brielle, N.J. (Notre Dame)
21	Tommy Vail	LHP	Gr.	R/L	5-11	190	TR	Seattle, Wash. (Notre Dame/TCU)
22	Hayden Murphy	RHP/IF	Fr.	R/R	6-3	185	HS	Chula, Ga. (Tiftarea Academy)
23	Parker Carlson	RHP	So.	R/R	6-1	184	1L	Mobile, Ala. (Faith Academy)
24	Nate LaRue	C	Sr.	R/R	6-3	223	3L	Mobile, Ala. (McGill-Toolen)
25	Tanner Bauman	LHP	Jr.	L/L	6-4	208	JC	Jacksonville, Fla. (St. John's River State)
26	Cooper McMurray	IF	R-So.	L/L	6-3	258	TR	Tulsa, Okla. (Kansas)
27	Bobby Peirce	OF	R-Sr.	R/R	6-0	183	2L	Scottsdale, Ariz. (South Mountain)
28	Elliott Bray	RHP	Fr.	R/R	6-0	219	HS	Hartselle, Ala. (Hartselle)
29	Christian Herberholz	RHP	R-Jr.	R/R	5-11	197	JC	Scottsboro, Ala. (Southern Union)
31	Mike Bello	OF	So.	L/L	6-0	203	1L	Oak Ridge, N.J. (Pope John XXIII)
33	Will Cannon	RHP	So.	R/R	6-1	187	JC	Phenix City, Ala. (Northwest Florida State)
41	John Armstrong	RHP	So.	R/R	5-11	225	1L	Marietta, Ga. (Harrison)
43	Chase Isbell	RHP	Sr.	R/R	6-2	210	1L	Springville, Ala. (Samford)
44	Ryan Olson	RHP	Fr.	R/R	6-1	206	HS	Auburn, Ala. (Auburn)
45	Joseph Gonzalez	RHP	Jr.	R/R	6-4	233	2L	Humacao, P.R. (Leadership Christian Academy)
46	Chase Allsup	RHP	So.	R/R	6-1	238	1L	Dothan, Ala. (Dothan)
47	Cameron Keshock	RHP	Fr.	R/R	6-6	215	HS	Spanish Fort, Ala. (Spanish Fort)
51	Ty Mauldin	IF	Jr.	L/R	6-0	196	JC	Trussville, Ala. (Snead State)
54	Konner Copeland	LHP	Sr.	L/L	6-2	178	1L	Mobile, Ala. (Pensacola State)
77	Zach Crotchfelt	LHP	Fr.	L/L	6-2	210	HS	Jackson, N.J. (Jackson Memorial)

COACHES & STAFF

30	Butch Thompson	Head Coach
36	Karl Nonemaker	Assistant Coach
39	Gabe Gross	Assistant Coach
40	Daron Schoenrock	Pitching Coach
	Aaron Everett	Director of Player Development
	Greg Drye	Director of Operations
	Sara Elizabeth Jackson	Special Assistant to the Head Coach
	Chris Joyner	Strength & Conditioning
	Anthony Sandersen	Athletic Trainer
	Wyn Grantham	Athletic Trainer Intern

PRONUNCIATION GUIDE

Tanner BAUMAN BOW-man (of a boat)
 Ryan DYAL.....DIAL
 KASON Howell..... KAY-son
 Chase ISBELL.....IZ-bull
 Cameron KESHOCK..... KEY-shock
 Ty MAULDIN MALL-den
 Daron SCHOENROCK SHOW-in-rock
 Brody WORTHAM.....WORTH-um

30 BUTCH THOMPSON HEAD COACH

THE AUBURN SKIPPER

- Nine College World Series appearances / 18 postseason appearances
- 2013 National Runner-up (Mississippi State)
- 2001 National Champion (Birmingham-Southern)
- 2014 Baseball America/ABCA National Assistant Coach of the Year
- 2006 FCA Coach of the Year
- Coached 20 pitchers who went on to pitch in the Major Leagues
- Recruited and coached 38 pitchers who were drafted out of college that weren't drafted out of high school

Butch Thompson enters his eighth season at the helm of the program in 2023, posting a record of 222-164 in his first seven seasons. He has led the program to the College World Series in two of the last three postseasons.

Butch Thompson was named Auburn's head baseball coach on October 22, 2015 and enters his eighth season with the Tigers in 2023.

Thompson has returned the Tigers to prominence in seven seasons on The Plains as he has guided the team to a 222-164 overall record and has advanced to the NCAA Tournament four of the last five postseasons, including three Super Regional appearances in the last four years and two trips to the College World Series in the last three postseasons.

Thompson, who spent three seasons as an assistant coach and recruiting coordinator at Auburn from 2006-08, returned to The Plains after seven seasons at Mississippi State as both associate head coach and pitching coach.

A native of Amory, Miss., Thompson has coached 33 Division I All-Americans and 43 all-conference performers. He has seen 20 of his former pitchers called up to Major League Baseball, including 14 since 2014. Thompson has also turned 38 pitchers who went undrafted out of high school into MLB draft picks.

Along with his pitching pedigree, Thompson is also considered one of the top recruiters in the country. Since 2003, he has secured 15 recruiting classes that were ranked in the top 10 by either Baseball America or Perfect Game, including the program record No. 4 class in 2017 and No. 5 class in 2022. His classes signed from 2006-08 at Auburn each ranked in the top 18 nationally.

In 30 years of coaching at the collegiate level, including 21 in the Southeastern Conference, Thompson has coached nine College World Series participants, including leading the Tigers to the program's first trip to the College World Series in 22 years in 2019 and taking the team back for the second time in three seasons in 2022. Auburn is one of six programs to appear in two of the last three College World Series, and Thompson is one of five active SEC coaches who have taken their program to a pair of College World Series in a three-year span. Thompson has also coached one national champion and a national runner-up, won nine conference championships and made 18 postseason appearances.

Thompson was named the 2006 Fellowship of Christian Athletes SEC Coach of the Year while at Auburn and the 2014 Baseball America and American Baseball Coaches Association (ABCA) National Assistant Coach of the Year while at Mississippi State.

During his tenure with the Tigers, Thompson has led the team to three straight NCAA Tournament appearances from 2017-19 for the first time since 2001-03, including back-to-back super regionals in 2018 and 2019 for the first time in program history. Auburn has finished five of Thompson's seven seasons in the top 25, including three in the top 10. The No. 5 national ranking to finish 2022 was tied for the second highest mark in program history.

The 2022 season marked one of the most successful in recent program history as the Tigers went 43-22 overall and 16-13 in SEC play. The 43 wins were tied for the most since 1999, and the winning conference record marked the Tigers' third under Thompson after doing so just once from 2004-15.

Auburn went 37-18 in the regular season and lost back-to-back games on just three occasions before being selected as a regional host for the first time since 2010. The Tigers swept Southeastern, Florida State and UCLA in the regional, outscoring them 51-18 in the process, before becoming the first team to defeat Oregon State in a home super regional by taking down the Beavers in a dramatic winner-take-all game three. Auburn moved on to Omaha and defeated Stanford 6-2 to secure the program's first College World Series win since 1997.

In seven seasons at MSU, Thompson made four NCAA regional trips, two Super



Regionals, won the SEC Tournament and advanced to the College World Series finishing as NCAA runner-up in 2013. In three of his last four seasons in Starkville, the Bulldogs' staff ERA finished no higher than 3.06. Thompson's 2013 pitching staff was one of two nationally to finish in the top 15 in ERA, strikeouts per nine innings and hits allowed per nine innings.

In addition to his experience at Auburn and Mississippi State, Thompson also spent four seasons at Georgia from 2002-05, including a trip to the College World Series in 2004. While there, he guided the development of future Major Leaguers Josh Fields, Mitchell Boggs and Brooks Brown.

Thompson launched his coaching career as pitching coach and top assistant at Huntingdon College (Ala.) in 1993, before returning to his alma mater in Birmingham, where he helped lead the Panthers to back-to-back Southern States Conference Championships and in 1995 coached BSC to its first NAIA World Series berth.

Thompson left BSC briefly to serve as head coach at Jefferson State Community College in Birmingham in 1997. While at JSCC, he was honored as the Regional Tournament Coach of the Year, the ABCA Alabama Junior College Coach of the Year and the Southeast Region Coach of the Year after guiding JSCC to a 39-21 mark, the AJCAA Region 22 State Championship and a third-place finish in the NJCAA Division II World Series.

He returned to Birmingham-Southern as top assistant the following season, beginning a four-year run during the most successful span in BSC baseball history. The Panthers won 196 games and four TranSouth Conference Championships and made three-consecutive appearances in the NAIA World Series. BSC's 2001 team posted a school-best 55-11 mark and captured the NAIA National Championship.

In 2002, Thompson joined the SEC baseball coaching fraternity as a pitching coach and recruiting coordinator at Georgia and has been a part of the league for the past 17 seasons.

Thompson currently serves as the large-school representative for the Alabama Baseball Coaches Association and is an All-American committee member representing the South region for the ABCA.

Thompson prepped at Amory (Miss.) High School and later starred as a pitcher at Itawamba (Miss.) Community College from 1989-90. He is a member of both the ICC Athletic Hall of Fame (Class of 2014) and MACCC Hall of Fame (Class of 2021).

Thompson earned a Bachelor's Degree in History at BSC in 1992 and completed a Master's Degree in Sports Administration at UAB in 1996. He is married to the former Robin Ashe of Birmingham, Ala., and they are the parents of three daughters --- Anna, Olivia and Madelyn Gail.

HONORING AN AUBURN LEGEND

- Auburn unveiled a statue of Frank Thomas outside of Plainsman Park on Saturday, Apr. 8.
- Following a three-year career at Auburn when he hit .382 with 49 home runs and 205 RBI, Thomas was selected by the Chicago White Sox with the seventh overall pick in the 1989 MLB Draft and went on to enjoy a 19-year MLB career with the White Sox, Athletics and Blue Jays.
- Thomas is the only player in MLB history with seven straight seasons of 20 or more home runs, 100+ RBI, 100+ walks and a .300+ average.
- He was elected into the National Baseball Hall of Fame in his first year of eligibility in 2014 and remains the only SEC baseball player to earn the distinct honor.



NOTABLE QUOTES


"I'm so humbled, grateful and thankful for this distinct honor. I never imagined any of this when I started chasing my dream here at Auburn University. At Auburn I became a man. I was so blessed to have coaches who pushed me to new heights and instilled toughness and a will to win that I never knew existed until then. Auburn set me on a path to my hall of fame career that resulted from hard work, dedication and commitment. I learned there that there are no shortcuts to success and I carry that lesson with me today." ~ **Frank Thomas**

"To get to a day like this marks exponential growth and I know the best is yet to come. Our players, through their highest of highs of Omaha and through their grind of tough days, have examples. Frank, you're another example for us all. For our student-athletes, for our university, for our future generations." ~ **Butch Thompson**



WELCOME TO THE SHOW

- Former Auburn slugger Edouard Julien made his MLB debut with the Minnesota Twins on Wednesday, Apr. 12, becoming the 58th big leaguer in program history, including the seventh since Aug. 2020.
 - Casey Mize (Tigers): Aug. 17, 2020
 - Ben Braymer (Nationals): Aug. 28, 2020
 - Josh Palacios (Blue Jays): Apr. 9, 2021
 - Keegan Thompson (Cubs): May 2, 2021
 - Gabe Klobosits (Nationals): July 30, 2021
 - Davis Daneil (Angels): June 11, 2021
 - Edouard Julien (Twins): Apr. 12, 2023
- Auburn's seven players called up to MLB since Aug. 2020 are tied for the second most in the Southeastern Conference.



- A two-year starter for the Tigers from 2018-19, Julien totaled 27 home runs and 126 RBI in his time on the Plains, marking the most RBI of any player in the Southeastern Conference during the span.
- Rated by MLB Pipeline as the Twins' No. 4 prospect and the No. 96 prospect in all of baseball, Julien is a .283 career minor league hitter with 48 doubles, 37 home runs and 142 RBI in 233 games at the start of his third professional season. His 215 walks and .437 on-base percentage since the start of the 2021 season are the best in minor league baseball during the span.
- Julien, who is a two-time MiLB.com Organizational All-Star and member of the 2022 MLB Pipeline All-Prospect Second Team, earned a spot on the Twins' 40-man roster entering 2023 and went 8-for-23 (.348) with three home runs and six RBI in eight games at Spring Training. He was selected to represent Team Canada at the World Baseball Classic, where he went 7-for-13 with two doubles, two home runs, five walks, five runs and a stolen base.
- Julien recorded his first career MLB hit with a single off the wall in an 11-2 win against the Yankees on Apr. 13. He came back around in the first inning and hit his first career MLB home run to left field.

NATIONAL POLLS

NEWS & NOTES

BASEBALL AMERICA

Apr. 24

1. LSU*
2. South Carolina*
3. Wake Forest
4. Florida*
5. Vanderbilt
6. Arkansas*
7. Coastal Carolina
8. Campbell
9. Stanford
10. Texas Tech
11. Virginia
12. Arizona State
13. Miami
14. East Carolina
15. Kentucky
16. Duke
17. West Virginia
18. Boston College
19. Dallas Baptist
20. Oregon
21. Oklahoma State
22. Oregon State
23. UTSA
24. UConn
25. Indiana*

D1 BASEBALL

Apr. 24

1. LSU*
2. Wake Forest
3. South Carolina*
4. Florida*
5. Vanderbilt
6. Coastal Carolina
7. Arkansas*
8. Stanford
9. Campbell
10. UConn
11. Boston College
12. East Carolina
13. Virginia
14. Texas Tech
15. Kentucky
16. Miami
17. Arizona State
18. West Virginia
19. Dallas Baptist
20. Duke
21. Louisville
22. Oregon State
23. Oregon
24. Tennessee
25. UTSA

USA TODAY

Apr. 24

1. LSU*
2. Wake Forest
3. South Carolina*
4. Florida*
5. Vanderbilt
6. Arkansas*
7. Coastal Carolina
8. Stanford
9. Campbell
10. Virginia
11. Kentucky
12. Boston College
13. UConn
14. East Carolina
15. Texas Tech
16. Tennessee
17. Miami
18. Arizona State
19. Louisville
20. Dallas Baptist
21. West Virginia
22. Duke
23. Oregon
24. Oklahoma State
25. Indiana*

NCBWA

Apr. 24

1. LSU*
2. Wake Forest
3. South Carolina*
4. Florida*
5. Campbell
6. Arkansas*
7. Stanford
8. Vanderbilt
9. Coastal Carolina
10. East Carolina
11. Virginia
12. Boston College
13. Kentucky
14. UConn
15. Texas Tech
16. Arizona State
17. Dallas Baptist
18. Tennessee
19. Louisville
20. Miami
21. West Virginia
22. Oregon
23. Duke
24. Oklahoma State
25. North Carolina

PERFECT GAME

Apr. 24

1. LSU*
2. South Carolina*
3. Wake Forest
4. Florida*
5. Coastal Carolina
6. Dallas Baptist
7. Arkansas*
8. Tennessee
9. Stanford
10. Campbell
11. Vanderbilt
12. Boston College
13. Texas Tech
14. Kentucky
15. Indiana*
16. East Carolina
17. UConn
18. Duke
19. Virginia
20. Miami
21. Indiana State
22. Oregon
23. West Virginia
24. UTSA
25. Arizona State

COLLEGIATE BASEBALL

Apr. 24

1. LSU*
2. Wake Forest
3. South Carolina*
4. Arizona State
5. Cal State Fullerton
6. Vanderbilt
7. Arkansas*
8. Florida*
9. Virginia
10. Kentucky
11. Stanford
12. Miami
13. UC Santa Barbara
14. Indiana State
15. Oregon
16. Campbell
17. Oklahoma State
18. West Virginia
19. Boston College
20. Dallas Baptist
21. Duke
22. Texas Tech
23. Indiana*
24. Central Michigan
25. Wichita State

AUBURN IN THE POLLS

BA D1 CB NC PG USA

- Pre. 22 NR NR NR 17 NR
 2/20 23 NR NR NR 17 --
 2/27 23 NR NR NR 13 NR
 3/6 20 NR 20 NR 11 25
 3/13 NR NR 24 NR 18 NR
 3/20 NR NR NR NR NR NR

BA D1 CB NC PG USA

- 3/27 NR NR NR NR NR NR
 4/3 NR NR NR NR NR NR
 4/10 NR NR NR NR NR NR
 4/17 NR NR NR NR NR NR
 4/24 NR NR NR NR NR NR

SCOUTING THE GAMECOCKS

- South Carolina enters the weekend with a 34-6 overall record and 13-4 mark in SEC play.
- The Gamecocks are coming off a sweep of Florida and have lost just one series and back-to-back games on just one occasions this season.
- The team leads the SEC and ranks second in the country in home runs (92) and rank top 10 in runs (374), walks (259) and on-base percentage (.431).
- Freshman outfield Ethan Petry leads the way with a .427 average, 20 home runs and 64 RBI. He ranks second in the SEC in all three categories.
- On the mound, the Gamecocks lead the SEC and rank second in the NCAA in ERA (3.23). The team has posted a 3.35 strikeout-to-walk ratio and 10.4 strikeout-per-9.0-inning rate, both top 20 marks in the country.

THE LAST TIME OUT

- Auburn swept South Carolina in a three-game series at Plainsman Park from Apr. 22-24, 2022.
- It marked the first time the Tigers swept South Carolina in a three-game series since 1992.

THREE KEYS TO THE GAME

- Auburn's points of emphasis this season are producing the biggest inning, fewest freebies and most baserunners.
- The team that has produced the biggest inning is 30-5 (.857). Six games have had an equal biggest inning with one ending in a tie and four in one-run wins, including two in extra innings.
- The team that has produced the most baserunners in a game is 31-8-1 (.788). One game ended tied in baserunners.
- The team that has issued the fewest freebies is 25-10-1 (.708). Five games have been tied on freebies.

COMEBACK KIDS

- After winning 22 games in which they trailed last year, the Tigers have notched 11 comeback wins this season.
- Thirty-three of the Tigers' 66 wins since the start of last season are comebacks.
- Auburn has come back from a pair of seven-run deficits this season - vs. Georgia Tech on Mar. 14 and vs. Mississippi State on Apr. 23.
- The comeback win vs. Mississippi State was the program's largest in SEC play since responding from a nine-run deficit against the Bulldogs on May 8, 2010.

FLARE FOR THE DRAMATIC

- Cole Foster hit a walk-off double in the bottom of the ninth inning in Sunday's finale to clinch the series vs. Mississippi State.
- The walk-off win was Auburn's fourth this season
 - Mar. 4 vs. Lipscomb: Ike Irish single (9th)
 - Mar. 14 vs. Georgia Tech: Brody Wortham single (12th)
 - Mar. 23 vs. Georgia: Carter Wright walk (11th)
 - Apr. 23 vs. Miss State: Cole Foster double (9th)

CLOSE CALLS

- All three games in the series vs. Mississippi State and Tuesday's midweek vs. Troy were decided by one run.
- Auburn is 8-4 in one-run games this season.

STARTING SERIES STRONG

- Auburn is 8-2 in series openers this season, including 4-2 in SEC series openers.
- The Tigers have turned in a 3.66 ERA in series openers and have held opponents to three or fewer runs five times and four or fewer runs seven times.

STRUGGLING IN SERIES FINALES

- At the other end of the spectrum, Auburn is 2-7-1 in series finales this season, including 1-5 in series finales in SEC play.
- The Tigers have turned in a 10.57 ERA and have allowed 10 or more runs six times in series finales.

RECORD WATCH

- Senior captain Kason Howell is third in program history and the NCAA active career leader in doubles (67).
 - Todd Faulkner (1998-01) - 71
 - Gabe Gross (1999-01) - 68
 - Kason Howell (2019-23) - 67
- He also ranks sixth in Auburn history and fifth among active NCAA players in at-bats (847).

HOWELL'S HOLDING IT DOWN

- Howell has started in 153 of the last 154 games dating back to 2021 and in 229 games in his Auburn career.
- With 231 career games played, Howell is 16 games shy of breaking the program record
- He is third among active NCAA Division I players and tied for fifth in program history in the category.

DOUBLE TROUBLE

- Howell and freshman Ike Irish rank first and second in the SEC and sixth and 11th in the NCAA with 19 and 18 doubles, respectively.
- As a team, the Tigers lead the SEC and rank 34th in the NCAA with 87 two-baggers.

SEC WEEKLY HONORS

- Cooper McMurray was named the SEC Player of the Week after homering five times in four games last week.
- He led the league in homers and total bases (20) and tied for the league lead in runs (seven) and RBI (nine).
- McMurray joins Bryson Ware with homers in four straight games this season and is the first Auburn player to homer in three straight SEC games since 2010.
- His five RBI in the finale tied for the most by an Auburn player in a SEC game since 2011.

COOP COMES BACK CRUSHING

- McMurray has four doubles, eight homers and 25 RBI in 19 games and 17 starts since his return vs. Georgia on Mar. 23.
- In the last five games, he is hitting .467 (7-for-15) with five homers and 11 RBI and is reaching at a .652 clip.

- McMurray leads the team with a .342 average in SEC play and is tied with Ware for the team lead with seven homers and 20 RBI.
- He ranks second in the SEC in slugging (.974), third in on-base percentage (.519), fifth in home runs and seventh in RBI in league play.

WARE-ING 'EM OUT

- Coming into the year a .246 hitter in 92 games, Bryson Ware leads the team and ranks top 10 in the SEC in homers (16), RBI (48), slugging percentage (.724) and total bases (113) while hitting at a career best .346 clip.
- He hit a go-ahead, three-run home run in the bottom of the 8th inning in the finale vs. Mississippi State, marking his fourth game-tying or go-ahead home run in the 8th inning or later this season.
 - Mar. 4 vs. LIP: game-tying two-run HR
 - Mar. 5 vs. LIP: go-ahead three-run HR
 - Apr. 11 at GT: go-ahead three-run HR
 - Apr. 23 vs. MSU: go-ahead three-run HR
- Ware was named the No. 4 third baseman in D1 Baseball's latest position power rankings and a Second Team Midseason All-American.

GOLDEN SPIKES WATCH LIST

- Ware was one of 45 student-athletes named to the Golden Spikes Award Midseason Watch List earlier this month.
- He is the sixth Auburn player since 2016 to earn the distinction - Anfernee Grier (2016), Keegan Thompson (2017), Casey Mize (2017, '18), Tanner Burns (2019), Sonny DiChiara (2022), Bryson Ware (2023).

BOBBY BARRELS + BAZOOKA

- Bobby Peirce registered Auburn's first five-hit game of the season at Georgia Tech on Apr. 11 and tallied four hits vs. Troy Tuesday.
- After returning to full strength from a hamstring injury, Peirce went on an 11-game hitting streak from Mar. 28-Apr. 15 and has reached in 17 straight games since his return.
- He leads the team with a .420 average, 23 runs and 29 hits in 17 games since his return.
- Additionally, Peirce has registered six outfield assists since Apr. 1, including a pair of games with two assists - Apr. 7 vs. Texas A&M and Apr. 25 vs. Troy.
- Peirce has 11 outfield assists since Apr. 16, 2022, and his six outfield assists this season are the most by an Auburn player since Judd Ward had nine outfield assists in 2019.

WE WANNA BE LIKE IKE

- Ike Irish is tied with LSU's Dylan Crews and Florida's Jac Caglianone for the SEC leads in hits (64) and ranks 26th in the country in the category, including second among freshmen.
- He collected multiple hits in 13 of his first 17 career games and leads the SEC with 23 multi-hit games this season.

STARTERS SUCCESS

- Tommy Vail and Christian Herberholz have combined to allow two runs on 11 hits with 22 strikeouts in 20.2 innings pitched the last two SEC series at Alabama and vs. Miss State.

VALIANT EFFORT FROM VAIL

- Vail turned in 6.2 scoreless innings en route to earning his first SEC win in the series opener at Alabama on Apr. 14.
- The outing marked the longest by an Auburn pitcher in SEC play since Joseph Gonzalez pitched 7.1 innings at Tennessee on May 1, 2022 and was the team's first quality start in SEC play this season.
- He followed it up by pitching 5.0 scoreless with 10 strikeouts in the opener vs. Mississippi State on Apr. 21.
- Vail is the first Auburn pitcher to strike out 10 in a SEC game since Tanner Burns in 2019.

SEIZING THE OPPORTUNITY

- Herberholz has been inserted into the weekend rotation the last two weekends and has turned in a 2.00 ERA in 9.0 innings.
- He pitched a season-high 5.0 scoreless vs. Miss State Saturday and leads the team with a 2.66 ERA in 20.1 innings in SEC play.
- In nine appearances since league play began, Herberholz leads the team with a 2.92 ERA.

FRESH FACES

- Twenty of Auburn's 37 players on the roster are new to the program this season.
- Auburn has started at least four new players in 36 straight games and in 39 of 41 contests this season.

READY TO RIDE THE BULL

- Auburn's next two weekends come on the road at No. 2 South Carolina (34-6, 13-4 SEC) and at home against No. 1 LSU (32-8, 12-5 SEC).
- This weekend's series at South Carolina is Auburn's third SEC road series against team ranked in the top three.
 - Mar. 17-19 at No. 3 Arkansas
 - Mar. 31-Apr. 2 at No. 2 Florida
 - Apr. 28-30 at No. 2 South Carolina

FAB FIVE FROSH

- Auburn's five freshmen in Perfect Game's top 100 were the second most in the country.
 - Zach Crotchfelt; LHP; Jackson, N.J.
 - Ike Irish; C/DH; Hudsonville, Mich.
 - Gavin Miller; IF; Oakdale, Pa.
 - Hayden Murphy; RHP; Chula, Ga.
 - Chris Stanfield; OF; Tallahassee, Fla.

RECRUITING RANKINGS

- The Tigers 2022 incoming class was ranked unanimously in the top 10 by Perfect Game (No. 5), Baseball America (No. 6), Collegiate Baseball (No. 8) and D1 Baseball (No. 10).
- Perfect Game's No. 5 ranking is tied for the second highest in program history, trailing only the No. 4 class from 2017.
- Auburn's next two classes for 2023 and 2024 are also ranked in the top 10 by Perfect Game.

BIG SHOES TO FILL

- The Tigers have been tasked with replacing its top four hitters - Sonny DiChiara, Blake Rambusch, Brooks Carlson and Brody Moore - and five of its top pitchers - Mason Barnett, Trace Bright, Blake Burkhalter, Hayden Mullins and Carson Skipper - from 2022.
- Eight of the nine players listed above were selected in the top 17 rounds of the MLB Draft.

ACCOLADES FOR THE ASSISTANTS

- Assistant coaches Karl Nonemaker and Gabe Gross both took home hardware in 2022.
- Nonemaker was named the American Baseball Coaches Association NCAA Division I Assistant Coach of the Year and Gross earned Alabama Baseball Coaches Association Division I Assistant Coach of the Year honors.

SEC EXPERIENCE ON STAFF

- Auburn's coaching staff includes 43 years of experience as a SEC coach.
 - Butch Thompson: 21 years
 - Karl Nonemaker: 8 years
 - Gabe Gross: 7 years
 - Daron Schoenrock: 7 years

THE ROAD TO OMAHA

- Auburn advanced to the College World Series for the second time in the last three postseasons in 2022, becoming one of six programs to accomplish the feat - Auburn, Arkansas, Mississippi State, Texas, Stanford and Vanderbilt.
- The Tigers hosted a regional for the first time in 12 years and outscored the opponents 51-18, marking the most runs by a SEC team in a three-game regional.
- The team then became the first program to defeat Oregon State in a home super regional, and secured the program's first win in Omaha since 1997 with a 6-2 win against Stanford.

PACK OUT PLAINSMAN PARK

- Auburn has sold out of season tickets for the third straight season (2020, 2022-23), selling a record number in advance of 2023.
- Already with 12 sellouts this season, including all nine SEC home games, four of the team's six remaining SEC home games are pre-sellouts, including all three games vs. LSU next weekend.
- The program shattered the previous single-season attendance record from 2004 by more than 16,000, welcoming 127,947 fans through the gates of Plainsman Park in 2022.

THE 2022 MLB DRAFT WAS A DANDY

- Auburn had eight players selected in the 2022 MLB Draft, all previously undrafted.
- The eight draft picks were the second most in program history, third most in the SEC and tied for the fifth most in the country.
- The four picks in the top five rounds were the most in program history, as were the eight picks in the top 20 rounds.
- It marked the 48th consecutive year the Tigers had at least one player selected, tied for the longest active streak in the SEC.
- It marked the program record seventh straight season Auburn had a top-five-round pick.

THOMPSON'S TENURE

- In seven years under Butch Thompson, Auburn has had 36 draft picks, including 16 in the top 10 rounds and 12 in the top five rounds.
- Both top-10 and top-five rounds totals are good for the most in a seven-year span in program history.

PRESEASON PROGNOSIS

- Despite being one of six programs in the country to advance to the College World Series twice in the last three postseasons - Auburn, Arkansas, Mississippi State, Texas, Stanford and Vanderbilt - the Tigers went unranked in four of the six major preseason polls and were voted on by league head coaches to finish sixth in the SEC West.

THE LAST TIME...

BATTING SUPERLATIVES

5 hits in a game	Bobby Peirce at Georgia Tech [5-for-5] (4/11/23)
6 hits in a game	Tyler Johnstone vs. Elon [6-for-7, 2B, 3B] (2/25/05)
Reached base 6 times	Kason Howell vs. Florida State [4-5, 2 BB] (6/4/22)
Reached base 7 times	Brody Moore vs. Florida State [5-5, 2BB] (6/4/22)
4 runs in a game	Brody Moore vs. Florida State (6/4/22)
5 runs in a game	Sonny DiChiara vs. Florida State (6/4/22)
6 runs in a game	Bryson Ware vs. Alabama A&M (2/24/21)
10-game hitting streak	Bobby Peirce, 11 games (3/28-4/15/23)
15-game hitting streak	Bryson Ware, 18 games (3/14-4/14/23)
20-game hitting streak	A. Grier, 22 games, (5/31/15-3/22/16)
25-game hitting streak	Justin Fradejas, 27 games (3/23-5/7/10)
30-game hitting streak	Casey Dunn, 31 games (2/22 [G1]-4/15/97)
3 doubles in a game	Kason Howell vs. Lipscomb (3/3/22)
4 doubles in a game	Ken Dempsey vs. Georgia (1971)
2 triples in a game	Jay Gonzalez vs. Alabama State (2/28/12)
3 triples in a game	never
2 home runs in one game	Cooper McMurray vs. Mississippi State (4/23/23)
3 home runs in one game	Cole Foster vs. Southeastern (6/3/22)
7 RBI in a game	Justin Kirby vs. USC (2/26/23)
8 RBI in a game	Justin Bryant at Georgia (3/19/10)
9 RBI in a game	Cole Foster vs. Southeastern (6/3/22)
10 RBI in a game	Bob Berry vs. Huntington (4/15/82)
Grand slam home run	Justin Kirby vs. USC (2/26/23)
Inside-the-park home run	Kason Howell vs. Southeastern (3/11/23)
HR to begin game	Ryan Bliss vs. #11 Ole Miss (5/25/21)
Two HR in one inning	Cole Foster vs. Southeastern [1st] (6/3/22)
HR in consecutive at-bats	Cooper McMurray vs. Mississippi State (4/23/23)
HR in three consecutive at-bats	Eduard Julien (2/20-22/19)
HR in consecutive games	Cooper McMurray (4/22-23/23)
HR in three consecutive games	Cooper McMurray (4/21-23/23)
HR in three consecutive SEC games	Cooper McMurray (4/21-23/23)
HR in four consecutive games	Cooper McMurray (4/18-23/23)
HR in four consecutive SEC games	Mike Bianucci (5/2-9/08)
HR in five consecutive games	Tim Lemons (4/6-10/85)
Walk-off HR	Kason Howell vs. Yale (G1 - 2/26/22)
Pinch-hit HR	Cam Hill vs. Kentucky (3/26/21)
Pinch-hit grand slam	Eduard Julien vs. BYU (G1 - 3/3/18)
HR in first at-bat of season	Steven Williams vs. Longwood (2/17/18)
HR in both games of DH	Dylan Ingram at #7 Mississippi St. (4/29/17)
Hit for the cycle	Judd Ward [3B, 1B, HR, 2B] vs. Illinois-Chicago (G1 - 2/15/20)
Hit from both sides of plate in same inning	Cole Foster [1st inn.] vs. Southeastern (6/3/22)
Two hits in same inning	Kason Howell [HR, 3B] vs. Mississippi State [9th] (4/22/23)
Stole home	Josh Hall vs. Kansas State (2/20/22)
Stole two bases in a game	Cole Foster vs. Samford (4/18/23)
Stole three bases in a game	Anfernee Grier vs. Southern (2/26/16)
Hit by a pitch 2 times in a game	Bryson Ware at #2 Florida (4/2/23)
Hit by a pitch 3+ times in a game	Dan Glevenyak at Alabama (4) (4/11/14)
Scored 20 or more runs	21 vs. Florida State (6/4/22)
Scored 25 or more runs	25 vs. Longwood (2/17/18)
Scored 30 or more runs	33 vs. Alabama A&M (2/24/21)
Scored 5 runs in an Inning	5, vs. Texas A&M (1st) (4/6/23)
Scored 6 runs in an Inning	6, vs. Troy (1st) (4/23/23)
Scored 7 runs in an Inning	7, vs. Mississippi State (9th) (4/23/23)
Scored 8 runs in an Inning	8, at UAB (5th) (3/19/19)
Scored 9 runs in an Inning	9, vs. Rhode Island (1st) (G1 - 3/5/22)
Scored 10+ runs in an Inning	11, vs. Florida A&M (1st) (3/1/23)
Recorded 10+ hits in an Inning	11, vs. Furman (5th) (2/12/00)
Scored in every inning	vs. Coppin State (3/18/14)
Recorded 15-19 hits	17, vs. Lipscomb (3/4/23)
Recorded 20 or more hits	20, vs. Georgia Tech (3/14/23)
Hit 3 or more home runs in an inning	3, vs. Florida A&M [1st] (3/1/23)
Hit 3 or more home runs in a game	4, vs. Mississippi State (4/23/23)
Hit 5 or more home runs in a game	7, vs. Southeastern (6/3/22)
Hit 7 or more home runs in a game	7, vs. Southeastern (6/3/22)
Hit back-to-back home runs	C. Foster & S. DiChiara vs. Southeastern (1st) (6/3/22)
Hit back-to-back-to-back home runs	R. Bliss, T. Miller & R. Woley vs. Texas A&M (1st) (5/15/21)
Had 5 doubles	5, vs. Lipscomb (3/3/23)
Had 6 doubles	6, Jacksonville State (4/21/21)
Had 7 doubles	7, vs. Chicago State (3/8/20)
Had 8 doubles	8, vs. Lipscomb (3/4/23)
Had 9+ doubles	11, vs. Alabama A&M (2/24/21)
Stole 5 bases in a game	5, vs. Bethune-Cookman (5/6/14)
Stole 6 bases in a game	6, vs. #21 Tennessee (3/17/19)
Stole 7 bases in a game	7, vs. Presbyterian (5/8/12)
Stole 8 bases in a game	8, vs. Alcorn State (2/22/12)
Walked 10+ times	11, vs. North Alabama (3/28/23)
Did not strike out in a game	vs. Belmont (3/11/12)

PITCHING SUPERLATIVES

INDIVIDUAL	
Nine-inning no-hitter	Casey Mize vs. Northeastern (3/9/18)
Nine-inning no-hitter (combined)	Mike Mueller [2.0], Lee Carter [1.0]
Seven-inning no-hitter	Brandon Channell [1.0], Reid Price [1.0], Andrew Skinner [1.0], Arnold Hughey [1.0], Ken Clayton [1.0], Cory Duedeit [0.2], Sean Jones [0.1] vs. UAB (3/19/02)
Seven-inning no-hitter	Jason Johnson vs. LaGrange College (4/30/91)
Nine-inning perfect game	Eric Brandon vs. Murray State (3/2/02)
Seven-inning perfect game	Jason Johnson vs. LaGrange College (4/30/91)
Nine-inning one-hitter (individual)	Keegan Thompson vs. Presbyterian (3/1/14)
Nine-inning one-hitter (combined)	Tanner Burns [7.0], Cody Greenhill [2.0] vs. Chicago State (3/6/20)
Five-inning one-hitter	Kevin Davis [3.2], Jacob Milliman [1.1], vs. Radford (2/22/15)
Nine-inning two-hitter	Tanner Burns [9.0] vs. Cincinnati (3/1/19)
Complete game	Drew Nelson vs. North Alabama [7] (3/28/23)
Complete game shutout	Jack Owen vs. UTSA (3/9/19)
Consecutive complete games	K. Thompson vs. Arkansas & LSU (4/4 & 4/11/15)
Struck out 10 batters	10 by Tommy Vail vs. Mississippi State (4/21/23)
Struck out 11 batters	11 by Jordan Armstrong vs. Yale (2/25/22)
Struck out 12 batters	12 by Casey Mize at Kentucky (3/23/18)
Struck out 13 batters	13 by Casey Mize vs. Texas A&M (3/16/18)
Struck out 15 batters	15 by Tanner Burns vs. Cincinnati (3/1/19)
TEAM	
Struck out 15+ batters	16, Bright [8], Sheehan [3], Burkhalter [5] vs. Stanford (6/20/22)
Struck out 20+ batters	20, Fuller [4], Watson [4], Anderson [3], Greenhill [4], Skipper [3], Wade [2] vs. #9 Arkansas (4/5/19)
Struck out 15 batters consecutive games	vs. Ga State, at Missouri (4/5-7/16)
Shut out an opponent	2-0 vs. South Carolina (4/24/22)
Consecutive shutouts	16-0 / 12-0 [7] vs. Rhode Island (3/5/22)
Three straight shutouts	2-0 vs. UTSA / 5-0 vs. UTSA (3/6-9/19)
Shut out an SEC opponent	2-0 vs. South Carolina (4/24/22)
Shut out an SEC opponent on the road	3-0 at Missouri (5/21/21)
Consecutive SEC shutouts	5-0 and 4-0 at Miss. State (3/27-28/15)
Consecutive SEC shutouts on the road	5-0 and 4-0 at Miss. State (3/27-28/15)
Was shut out	5-0 at #3 Arkansas (3/19/23)
Was held to one hit	vs. #24 Missouri (4/1/18)
Was no hit	vs. #13 Arkansas (5/25/17)
FIELDING SUPERLATIVES	
2 errors in a game	Jake Wyandt vs. #1 Ole Miss (3/17/22)
3 errors in a game	Luke Jarvis vs. Presbyterian (3/11/17)
4 errors in a game	Brett Burnham at Alabama (4/5/00)
3 double plays turned in a game	vs. Samford (4/18/23)
4 double plays turned in a game	at #1 Arkansas (4/3/21)
5 double plays turned in a game	never
Triple play (Auburn)	vs. Memphis (5/22/78)
Triple play (Opponent)	at Florida [4th] (3/15/08)
Threw a runner out at HP to end game	Bryson Ware at Mississippi State (4/17/22)
MISC. SUPERLATIVES	
Won 10 or more consecutive games	15 (2/24-3/22/19)
Won 15 or more consecutive games	15 (2/24-3/22/19)
Won 8 or more consecutive SEC games	9 (4/1-21/95)
Lost 5 or more consecutive games	5 (4/2-11/21)
Home winning streak	21 (1964-66)
Road winning streak	14 (1967/1995)
Season-opening winning streak	17 (2/7-3/5/97)
Extra-innings victory	7-6, vs. Georgia [11 inn] (3/23/23)
Extra-innings loss	8-12, at Georgia Tech [10 inn] (4/11/23)
Swept a 3-game series	vs. Lipscomb (3/3-5/23)
Swept a road series	at Alabama (4/20-21/18)
Swept a road SEC series	at Alabama (4/20-21/18)
Swept a SEC series	vs. South Carolina (4/22-24/22)
Swept a 4-game series	Rhode Island (3/4-6/22)
Swept a doubleheader	Rhode Island (3/5/22)
Allowed 3 runs or fewer in a three-game series	2, vs. Chicago State (3/6-8/20)
Allowed 3 runs or fewer in a four-game series	3, vs. Rhode Island (3/4-6/22)
Allowed 3 runs or fewer in a SEC series	3, vs. Miss. State (3/27-29/15)
Allowed 4 runs or fewer in a series	3, vs. UTSA (3/8-9/19)
Allowed 4 runs or fewer in a SEC series	4, vs. Georgia (4/23-25/15)
Allowed 3 runs or fewer in a road series	3, vs. Miss. State (3/27-29/15)
Allowed 3 runs or fewer in a SEC road series	3, vs. Miss. State (3/27-29/15)
Overcome a deficit of 7+ runs	7 runs, [0-7] vs. Mississippi State (4/23/23)
Won a 1-0 game	vs. Mercer (5/30/15) [NCAA Regional]
Lost a 1-0 game	vs. Ohio State (2/15/14)
Walk-off win	vs. Mississippi State [9 inn.] (4/23/23)
Walk-off loss	at Georgia Tech [10 inn.] (4/11/23)

HITTER PROFILES

31 • MIKE BELLO OF

6-0 • 203 • 50 • Oak Ridge, NJ • Pope John XXIII

CAREER STATISTICS

YEAR	AVG	GP-GS	AB	R	H	2B	3B	HR	RBI	SB-A
2022	.253	43-27	99	18	25	4	0	1	12	1-1
2023	.161	15-5	31	4	5	0	0	0	3	0-0
TOTAL	.231	58-32	130	22	30	4	0	1	15	1-1

SEASON HIGHS

AB: 4, three times
 R: 2, vs. USC (2/26)
 H: 2, vs. GT (3/14)
 2B: --
 HR: --
 RBI: 1, three times

CAREER HIGHS

5, two times
 4, two times
 3, two times
 1, four times
 1, at Texas A&M (3/26/22)
 2, three times

6 • RYAN DYAL C

5-10 • 197 • R-JR • Senoia, GA • East Coweta

CAREER STATISTICS

YEAR	AVG	GP-GS	AB	R	H	2B	3B	HR	RBI	SB-A
2021	.200	31-22	70	18	14	2	0	3	7	1-1
2022	.217	32-27	92	23	20	4	0	4	26	0-0
2023	.222	12-7	27	4	6	0	0	0	3	0-0
TOTAL	.212	75-56	189	45	40	6	0	7	36	1-1

SEASON HIGHS

AB: 5, vs. Southeastern (3/10)
 R: 2, vs. FAMU (3/1)
 H: 1, six times
 2B: --
 HR: --
 RBI: 1, three times

CAREER HIGHS

5, five times
 3, two times
 2, seven times
 1, six times
 1, seven times
 4, vs. Rhode Island (3/6/22)

7 • COLE FOSTER IF

6-1 • 193 • JR • Plano, TX • Plano Senior

- Hit a walk-off double in the finale vs. Miss State (4/23)
- Became the first Auburn player with four hits in back-to-back games (at JSU vs. SLU) since 2010
- Ranked by D1 Baseball as the No. 12 SS in the country
- Named to the Brooks Wallace Award Watch List

CAREER STATISTICS

YEAR	AVG	GP-GS	AB	R	H	2B	3B	HR	RBI	SB-A
2021	.292	15-4	24	5	7	3	0	0	1	0-0
2022	.272	52-51	169	40	46	11	0	9	47	2-4
2023	.322	38-38	152	38	49	11	0	5	30	3-5
TOTAL	.293	106-94	348	83	102	25	0	14	78	5-9

SEASON HIGHS

AB: 6, at Georgia Tech (4/11)
 R: 3, five times
 H: 4, two times
 2B: 1, 11 times
 HR: 1, five times
 RBI: 4, vs. Southeastern (3/10)

CAREER HIGHS

6, two times
 4, vs. Southeastern (6/3/22)
 4, three times
 2, vs. Stanford (6/20/22)
 3, vs. Southeastern (6/3/22)
 9, vs. Southeastern (6/3/22)

1 • CADEN GREEN IF

5-11 • 164 • JR • Tulsa, OK • Seminole State

- Has started in 19 straight games at 2B

CAREER STATISTICS

YEAR	AVG	GP-GS	AB	R	H	2B	3B	HR	RBI	SB-A
2021*	.448	39-7	125	38	56	16	2	9	44	8-11
2022*	.425	48-7	181	66	77	22	2	13	49	12-16
2023	.235	36-33	102	20	24	4	0	2	13	2-3
TOTAL	.385	123-33	408	124	157	42	4	24	106	22-30

SEASON HIGHS

AB: 6, vs. GT (3/14)
 R: 2, three times
 H: 2, five times
 2B: 1, four times
 HR: 1, two times
 RBI: 2, at Florida (4/2)

CAREER HIGHS

6, three times
 4, vs. Rose State (3/5/22)
 5, at Western OK State (3/29/22)
 2, seven times
 1, 24 times
 5, vs. Murray State (1/31/21)

2 • JOSH HALL OF

5-9 • 174 • GR • Homewood, AL • Ole Miss

- Entered as a pinch runner and scored the game-winning run in the finale vs. Miss State (4/23)

CAREER STATISTICS

YEAR	AVG	GP-GS	AB	R	H	2B	3B	HR	RBI	SB-A
2019*	.171	54-9	35	12	6	0	1	1	7	10-11
2021	.326	20-10	43	10	14	2	2	0	9	5-6
2022	.269	18-6	26	5	7	1	0	0	2	1-1
2023	.267	19-3	15	5	4	0	0	0	4	1-1
AU	.298	57-19	84	20	25	3	2	0	15	7-8
TOTAL	.260	112-28	119	32	31	3	3	1	22	17-19

SEASON HIGHS

AB: 5, vs. GT (3/14)
 R: 2, vs. FAMU (3/1)
 H: 3, vs. GT (3/14)
 2B: --
 HR: --
 RBI: 2, two times

CAREER HIGHS

5, three times
 3, vs. AAMU (2/23/21)
 3, two times
 1, three times
 1, vs. Ark-Pine Bluff (3/20/19)
 3, vs. AAMU (2/23/21)

16 • CAM HILL IF

6-4 • 219 • JR • Madison, AL • Bob Jones

CAREER STATISTICS

YEAR	AVG	GP-GS	AB	R	H	2B	3B	HR	RBI	SB-A
2021	.270	35-30	111	19	30	6	1	5	22	0-0
2022	.278	39-26	108	16	30	7	0	1	19	0-1
2023	.200	10-4	15	1	3	0	0	0	2	0-0
TOTAL	.269	84-60	234	36	63	13	1	6	43	0-1

SEASON HIGHS

AB: 3, vs. UNA (2/21)
 R: 1, vs. UNA (2/21)
 H: 1, three times
 2B: --
 HR: --
 RBI: 2, vs. UNA (2/21)

CAREER HIGHS

5, six times
 4, at Missouri (5/20/21)
 3, four times
 2, vs. Texas A&M (5/16/21)
 1, six times
 4, vs. Boston College (3/6/21)

5 • KASON HOWELL OF

6-0 • 178 • 5th • Argyle, TX • Liberty Christian

- Tied with teammate Cooper McMurray for the league lead with nine RBI last week
- Is the NCAA active leader in career doubles (67) and ranks 3rd in Auburn history in the category
- Has started 229 career games, including 153 of the last 154 dating back to 2021

CAREER STATISTICS

YEAR	AVG	GP-GS	AB	R	H	2B	3B	HR	RBI	SB-A
2019	.262	63-63	225	31	59	10	0	0	28	14-16
2020	.359	11-10	39	8	14	7	0	0	6	0-0
2021	.260	52-51	177	29	46	12	0	8	30	8-13
2022	.287	65-65	251	50	72	19	2	2	35	11-13
2023	.265	40-40	155	32	41	19	1	4	25	4-4
TOTAL	.274	231-229	847	150	232	67	3	14	124	37-46

SEASON HIGHS

AB: 7, vs. GT (3/14)
 R: 3, two times
 H: 3, three times
 2B: 3, vs. Lipscomb (3/3)
 HR: 1, four times
 RBI: 4, three times

CAREER HIGHS

7, vs. GT (3/14/23)
 3, six times
 4, vs. Florida State (6/4/22)
 3, two times
 2, two times
 5, at Missouri (5/20/21)

18 • IKE IRISH DH/C

6-2 • 202 • FR • Hudsonville, MI • St. Mary's Prep

- Is 5-for-8 with in the last two games
- Tied with Caglianone (Florida) and Crews (LSU) for the SEC lead in hits (64)
- Ranked second to Clemson's Cam Cannarella (66) among freshmen nationally in the category
- Leads the league with 23 multi-hit games

CAREER STATISTICS

YEAR	AVG	GP-GS	AB	R	H	2B	3B	HR	RBI	SB-A
2023	.383	41-41	167	33	64	18	1	3	36	2-2

SEASON HIGHS

AB: 6, vs. GT (3/14)
 R: 3, three times
 H: 4, two times
 2B: 2, two times
 HR: 1, three times
 RBI: 5, vs. North Alabama (3/28)

CAREER HIGHS

6, vs. GT (3/14/23)
 3, three times
 4, two times
 2, two times
 1, three times
 5, vs. North Alabama (3/28/23)

14 • JUSTIN KIRBY OF

5-11 • 203 • GR • Alpharetta, GA • Kent State

- Drove in a pair of runs on two sac flies vs. Troy
- His first six hits of the season were HRs

CAREER STATISTICS

YEAR	AVG	GP-GS	AB	R	H	2B	3B	HR	RBI	SB-A
2019*	.313	42/37	147	42	46	14	2	9	30	9-11
2020*	.189	12/12	37	3	7	3	0	0	2	0-0
2021*	.301	48/43	146	31	44	8	1	5	25	10-10
2022*	.323	53/51	198	44	64	17	1	15	45	14-20
2023	.254	35-34	126	26	32	9	1	8	29	6-6
TOTAL	.294	190-177	654	146	192	51	5	37	131	39-47

SEASON HIGHS

AB: 6, three times
 R: 3, two times
 H: 4, vs. GT (3/14)
 2B: 1, nine times
 HR: 2, vs. USC (2/26)
 RBI: 7, vs. USC (2/26)

CAREER HIGHS

6, eight times
 4, two times
 4, three times
 2, five times
 3, at Northern Illinois (4/19/22)
 7, vs. USC (2/26/23)

24 • NATE LARUE C

6-3 • 223 • SR • Mobile, AL • McGill-Toolen

- Went 2-for-4 with 2 RBI and his first HR of the season in the finale vs. Miss State (4/23)
- Was 2nd on the team with a .429 AVG vs. MSU
- Tied for the SEC lead in runners caught stealing (6) and leads SEC catchers in pickoffs (4)

CAREER STATISTICS

YEAR	AVG	GP-GS	AB	R	H	2B	3B	HR	RBI	SB-A
2020	.294	8-3	17	6	5	1	0	0	2	0-0
2021	.219	16-10	32	8	7	2	0	2	5	0-0
2022	.211	52-42	152	19	32	8	0	6	34	2-2
2023	.144	32-30	90	8	13	1	0	1	7	4-5
TOTAL	.196	108-85	291	41	57	12	0	9	48	5-6

SEASON HIGHS

AB: 5, at Florida (3/31)
 R: 1, eight times
 H: 2, vs. Miss State (4/23)
 2B: 1, at Florida (4/1)
 HR: 1, vs. Miss State (4/23)
 RBI: 2, vs. Miss State (4/23)

CAREER HIGHS

5, six times
 3, vs. Southeastern (6/3/22)
 3, at Texas A&M (3/27/22)
 2, vs. Arkansas (5/6/22)
 2, vs. Southeastern (6/3/22)
 5, at Texas A&M (3/27/22)

26 • COOPER McMURRAY IF

6-3 • 258 • R-SO • Tulsa, OK • Kansas

- Named the SEC Player of the Week after hitting 5 HR in four games last week
- Led the SEC in HR and total bases (20) and tied for league lead in runs (7) and RBI (9)
- Is the first AU player to homer in three straight SEC games since 2010
- Has 4 2B, 8 HR and 25 RBI in 19 games since returning from an ankle injury on Mar. 23
- Is 2nd in the league in SLG and 3rd in OBP in SEC play

CAREER STATISTICS

YEAR	AVG	GP-GS	AB	R	H	2B	3B	HR	RBI	SB-A
2022*	.248	42-33	113	16	28	6	0	9	19	0-0
2023	.297	26-24	74	22	22	4	0	10	31	0-0
TOTAL	.267	68-57	187	38	50	10	0	19	50	0-0

SEASON HIGHS

AB: 4, six times
 R: 3, vs. USC (2/25)
 H: 3, vs. USC (2/25)
 2B: 1, four times
 HR: 2, two times
 RBI: 5, vs. Miss State (4/23)

CAREER HIGHS

6, vs. Oklahoma (4/23/22)
 3, vs. USC (2/25/23)
 3, two times
 1, two times
 2, three times
 5, vs. Miss State (4/23/23)

11 • GAVIN MILLER IF

3 • CHRIS STANFIELD OF

6-1 • 189 • FR • Tallahassee, FL • Chiles
 • Scored the game-winning run in the bottom of the 8th inning of the series opener vs. Miss State (4/21)
 • Went 4-for-9 in the first two games of the MSU series
 • Hit a two-run HR in the series opener at Alabama and went 2-for-5 with 3 BB and 4 R in the series

YEAR	AVG	GP-GS	AB	R	H	2B	3B	HR	RBI	SB-A
2023	.311	33-23	90	16	28	4	2	2	16	3-3

SEASON HIGHS
 AB: 5, four times
 R: 2, three times
 H: 2, eight times
 2B: 1, four times
 HR: 1, two times
 RBI: 2, six times

CAREER HIGHS
 5, four times
 2, three times
 2, eight times
 1, four times
 1, two times
 2, six times

8 • BRYSON WARE IF

6-2 • 211 • SR • Madison, MS • Pearl River
 • Hit a go-ahead 3-run HR in the 8th in the finale vs. MSU (4/23), marking his 4th game-tying or go-ahead HR in the 8th inning this season
 • Went on a career-best 18-game hitting streak from 3/14-4/14, the longest in the league at the time
 • Ranks top 10 in the SEC in HR (16), RBI (48), slugging (.724) and total bases (113)
 • Named to Golden Spikes Award Midseason Watch List

YEAR	AVG	GP-GS	AB	R	H	2B	3B	HR	RBI	SB-A
2020*	.321	16-7	53	14	17	3	3	5	17	4-5
2021	.254	43-37	138	36	35	6	1	6	26	4-5
2022	.234	49-23	94	23	22	8	2	1	21	4-4
2023	.346	41-41	156	42	54	9	1	16	48	4-6
AU	.286	133-101	388	101	111	23	4	23	95	12-15
TOTAL	.292	149-101	441	115	128	26	7	28	112	16-20

SEASON HIGHS
 AB: 7, vs. GT (3/14)
 R: 3, three times
 H: 3, five times
 2B: 2, two times
 HR: 2, at Arkansas (3/18)
 RBI: 3, nine times

CAREER HIGHS
 7, vs. GT (3/14/23)
 6, vs. AAMU (2/24/21)
 3, 11 times
 2, three times
 2, at Arkansas (3/18/23)
 6, two times

10 • BRODY WORTHAM IF

6-1 • 187 • GR • Wedowee, AL • West Georgia

YEAR	AVG	GP-GS	AB	R	H	2B	3B	HR	RBI	SB-A
2019*	.317	30-20	82	19	26	5	0	1	14	2-3
2020*	.324	20-20	71	16	23	7	0	1	10	4-4
2021*	.411	41-41	163	37	67	13	1	4	26	10-12
2022*	.372	45-44	183	47	68	9	2	9	32	9-10
2023	.118	12-2	17	4	2	0	0	0	2	0-0
TOTAL	.360	148-127	516	123	186	34	3	15	84	25-29

SEASON HIGHS
 AB: 4, vs. South Alabama (3/21)
 R: 2, vs. South Alabama (3/21)
 H: 1, two times
 2B: --
 HR: --
 RBI: 1, two times

CAREER HIGHS
 6, four times
 3, six times
 5, at Mississippi College (4/2/21)
 2, three times
 2, vs. North Georgia (3/30/22)
 5, vs. West Alabama (3/26/22)

4 • CARTER WRIGHT C

6-0 • 195 • JR • Blairsville, GA • Iowa Western

• Is hitting .333 (5-for-15) with 6 RBI since Mar. 21
 • Went 1-for-3 with 2 RBI in the middle game vs. TAMU
 • Drew a bases-loaded walk in the bottom of the 11th inning in the series opener vs. UGA (3/23)

YEAR	AVG	GP-GS	AB	R	H	2B	3B	HR	RBI	SB-A
2021*	.353	43-7	119	34	42	8	0	0	27	0-0
2022*	.371	39-7	124	29	46	9	1	1	43	4-4
2023	.200	17-5	25	3	5	0	0	0	6	0-0
TOTAL	.347	97-5	268	66	93	17	1	1	76	4-4

SEASON HIGHS
 AB: 4, vs. South Alabama (3/21)
 R: 1, three times
 H: 2, vs. South Alabama (3/21)
 2B: --
 HR: --
 RBI: 2, two times

CAREER HIGHS
 5, seven times
 3, six times
 3, five times
 2, two times
 1, at Southwestern (4/6/22)
 5, at Southwestern (4/6/22)

PITCHER PROFILES

46 • CHASE ALLSUP RHP

6-1 • 238 • SO • Dothan, AL • Dothan

• T-4th on the team with 14 appearances

YEAR	ERA	W-L	G/S	IP	H	R	ER	BB	K	BAA
2022	3.38	1-0	23/0	29.1	24	15	11	17	36	.226
2023	8.49	0-0	14/3	23.1	36	23	22	20	28	.353
TOTAL	5.64	1-0	37/3	52.2	60	38	33	37	64	.288

SEASON HIGHS
 IP: 3.2, vs. USC (2/24)
 H: 5, two times
 R: 6, at Georgia Tech (4/11)
 ER: 6, at Georgia Tech (4/11)
 K: 5, vs. Lipscomb (3/3)
 BB: 4, at Georgia Tech (4/11)
 PC: 74, at Georgia Tech (4/11)

CAREER HIGHS
 3.2, vs. USC (2/24/23)
 5, two times
 6, at Georgia Tech (4/11/23)
 6, at Georgia Tech (4/11/23)
 5, two times
 4, at Georgia Tech (4/11/23)
 74, at Georgia Tech (4/11/23)

41 • JOHN ARMSTRONG RHP

5-11 • 225 • SO • Marietta, GA • Harrison

• Picked up his 2nd save vs. Samford (4/18)
 • Earned his sixth win of the season and struck out a season-high five in the middle game vs. Texas A&M
 • Ranks 2nd in the SEC in wins with six
 • Named to the NCBWA Stopper of the Year Watch List

YEAR	ERA	W-L	G/S	IP	H	R	ER	BB	K	BAA
2022	4.26	1-0	19/0	19.0	20	13	9	11	21	.294
2023	5.40	6-2	19/1	33.1	35	24	20	14	32	.263
TOTAL	4.99	7-2	38/1	52.1	55	37	29	25	53	.274

SEASON HIGHS
 IP: 3.1, two times
 H: 7, at Florida (4/1)
 R: 7, at Florida (4/1)
 ER: 4, at Florida (4/1)
 K: 5, vs. Texas A&M (4/7)
 BB: 3, two times
 PC: 65, vs. Texas A&M (4/7)

CAREER HIGHS
 3.1, two times
 7, at Florida (4/1/23)
 7, at Florida (4/1/23)
 4, two times
 5, vs. Texas A&M (4/7/23)
 3, two times
 65, vs. Texas A&M (4/7/23)

25 • TANNER BAUMAN LHP

6-4 • 208 • JR • Jacksonville, FL • St. John's River

• Tied for the team lead with two wins in SEC play
 • Pitched 1.1 scoreless and earned the win in the series opener vs. MSU (4/21)
 • Earned his first SEC win after holding Florida scoreless in 4.0 innings in relief (3/31)

YEAR	ERA	W-L	G/S	IP	H	R	ER	BB	K	BAA
2021*	4.70	2-3	19/4	44.0	47	28	23	18	40	.267
2022*	5.91	3-10	16/14	77.2	96	69	51	34	100	.292
2023	6.35	3-1	14/3	34.0	33	25	24	23	31	.256
TOTAL	5.67	8-14	49/21	155.2	176	122	98	75	171	--

SEASON HIGHS
 IP: 4.1, vs. Texas A&M (4/6)
 H: 7, vs. Southeastern (3/10)
 R: 6, vs. Texas A&M (4/6)
 ER: 6, vs. Texas A&M (4/6)
 K: 5, vs. Lipscomb (3/3)
 BB: 3, three times
 PC: 82, vs. Texas A&M (4/6)

CAREER HIGHS
 7.0, vs. Fla State Jacksonville (4/5/21)
 11, at Central Florida (3/25/22)
 8, two times
 6, four times
 11, vs. Seminole State (3/7/22)
 4, three times
 82, vs. Texas A&M (4/6/23)

33 • WILL CANNON RHP

6-1 • 187 • SO • Phenix City, AL • NW Florida State

• Is 2nd on the team with a 4.19 ERA in SEC play
 • Earned his first SEC save with a scoreless 9th inning in the opener vs. MSU (4/21)
 • Earned the win in 3.0 IP in relief vs. UGA (3/23)
 • Matched a career best with 4.2 IP and a season best with 4 Ks at Arkansas (3/19)

YEAR	ERA	W-L	G/S	IP	H	R	ER	BB	K	BAA
2022*	3.10	3-2	14/1	29.0	23	10	10	19	30	.213
2023	4.64	2-1	15/2	33.0	39	19	17	21	31	.305
TOTAL	3.92	5-3	29/3	62.0	62	29	27	40	61	--

SEASON HIGHS
 IP: 4.2, at Arkansas (3/19)
 H: 8, vs. Miss State (4/23)
 R: 5, vs. Miss State (4/23)
 ER: 5, vs. Miss State (4/23)
 K: 4, two times
 BB: 3, two times
 PC: 77, at Florida (3/31)

CAREER HIGHS
 4.2, two times
 8, vs. Miss State (4/23/23)
 5, vs. Miss State (4/23/23)
 5, vs. Miss State (4/23/23)
 5, vs. Chipola (4/9/22)
 5, vs. Chipola (4/9/22)
 77, at Florida (3/31/23)

23 • P. CARLSON RHP

6-1 • 184 • SO • Mobile, Ala. • Faith Academy

• Is 3rd on the team with 14 relief appearances
 • Pitched a career high 3.1 IP vs. Troy (4/25)
 • Earned his first career save vs. Texas A&M (4/7)
 • Is 1-1 with a 2.70 ERA, 1 SV and 14 Ks in his last 13.1 IP and 11 appearances

YEAR	ERA	W-L	G/S	IP	H	R	ER	BB	K	BAA
2022	8.59	1-1	5/0	7.1	8	7	7	3	10	.267
2023	3.52	1-1	14/0	15.1	15	8	6	14	19	.250
TOTAL	5.16	2-2	19/0	22.2	23	15	13	17	29	.256

SEASON HIGHS
 IP: 3.1, vs. Troy (4/25)
 H: 3, two times
 R: 3, vs. FAMU (3/31)
 ER: 2, vs. Troy (4/25/23)
 K: 3, three times
 BB: 3, vs. Troy (4/25)
 PC: 59, vs. Troy (4/25)

CAREER HIGHS
 3.1, vs. Troy (4/25/23)
 3, three times
 3, two times
 3, vs. MTSU (3/13/22)
 4, vs. Rhode Island (3/6/22)
 3, vs. Troy (4/25/23)
 59, vs. Troy (4/25/23)

54 • K. COPELAND LHP

6-2 • 185 • SR • Mobile, AL • Pensacola State

• Pitched the final 4.1 innings and earned the win in the finale vs. MSU (4/23)

YEAR	ERA	W-L	G/S	IP	H	R	ER	BB	K	BAA
2020*	5.28	0-2	3/1	15.1	19	12	9	7	8	.297
2021*	1.74	7-1	12/8	57.0	43	14	11	16	81	.201
2022	4.20	3-0	9/2	15.0	20	11	7	8	19	.328
2023	8.62	2-1	11/4	24.0	37	25	23	9	22	.359
AU	6.92	5-1	20/6	39.0	57	36	30	17	41	.348
TOTAL	4.04	12-4	36/17	111.1	119	62	50	40	130	--

SEASON HIGHS
 IP: 5.0, at JSU (3/8)
 H: 6, vs. GT (3/14)
 R: 5, vs. GT (3/14)
 ER: 5, vs. GT (3/14)
 K: 6, two times
 BB: 3, at UAB (4/4)
 PC: 66, vs. UNA (2/21)

CAREER HIGHS
 7.0, two times
 11, at Chipola (3/20/21)
 5, vs. GT (3/14/23)
 5, vs. GT (3/14/23)
 12, at NW FL State (4/30/21)
 3, at UAB (4/4/23)
 68, vs. Kennesaw St. (4/20/22)

77 • Z. CROTCHFELT LHP

6-2 • 210 • FR • Jackson, N.J. • Jackson Memorial

• Is 2nd on the team in Ks (35) and T-3rd in IP (34.0)
 • Started the midweek vs. Samford (4/18) and struck out three batters with two walks in the first inning
 • Started the finale vs. MSU (4/23) but was forced to leave with a back injury after 1.2 IP
 • Ranked the No. 93 player in the 2022 class by PG

YEAR	ERA	W-L	G/S	IP	H	R	ER	BB	K	BAA
2023	6.09	0-2	12/6	34.0	36	29	23	23	35	.269

SEASON HIGHS
 IP: 5.0, vs. Southeastern (3/11)
 H: 6, vs. Georgia (3/25)
 R: 6, at Arkansas (3/18)
 ER: 4, two times
 K: 5, two times
 BB: 4, vs. Miss State (4/23)
 PC: 82, vs. Southeastern (3/11)

CAREER HIGHS
 5.0, vs. Southeastern (3/11/23)
 6, vs. Georgia (3/25/23)
 6, at Arkansas (3/18/23)
 4, two times
 5, two times
 4, vs. Miss State (4/23/23)
 82, vs. Southeastern (3/11/23)

45 • J. GONZALEZ RHP

6-4 • 233 • JR • Humacao, PR • Leadership CA

• Turned in his 5th start of 5.0+ scoreless innings since the start of last season vs. Indiana (2/18)
 • In the third week of his rehab throwing program
 • Missed the last nine weekends w/ shoulder soreness
 • Rated the No. 20 starting pitcher and No. 28 college prospect for the 2023 MLB Draft by D1 Baseball

YEAR	ERA	W-L	G/S	IP	H	R	ER	BB	K	BAA
2021	6.17	2-3	21/5	42.1	51	30	29	10	30	.293
2022	3.22	7-4	15/14	78.1	83	30	28	15	54	.276
2023	0.00	1-0	1/1	5.0	2	0	0	0	1	.125
TOTAL	4.08	10-7	37/20	125.2	136	60	57	25	85	.277

SEASON HIGHS
 IP: 5.0, vs. Indiana (2/18)
 H: 2, vs. Indiana (2/18)
 R: --
 ER: --
 K: 1, vs. Indiana (2/18)
 BB: --
 PC: 41, vs. Indiana (2/18)

CAREER HIGHS
 9.0, vs. Vandy (4/10/22)
 9, two times
 9, vs. Miss. State (4/11/21)
 9, vs. Miss. State (4/11/21)
 8, two times
 5, at Arkansas (4/3/21)
 110, at MSU (4/16/22)

29 • C. HERBERHOLZ RHP

5-11 • 197 • R-JR • Scottsboro, AL • Southern Union

- Leads the team with a 2.66 ERA in SEC play
- Pitched 5.0 scoreless in the middle game vs. MSU
- Has allowed 2 R in 9.0 IP in two SEC starts the last two weekends at Alabama and vs. Miss State

CAREER STATISTICS

YEAR	ERA	W-L	G/S	IP	H	R	ER	BB	K	BAA
2020*	10.43	0-4	5/4	14.2	17	19	17	10	13	.288
2021*	13.50	0-0	1/0	0.2	0	1	1	1	1	.000
2022*	2.40	4-0	10/7	56.1	41	24	15	11	55	.179
2023	4.95	0-3	14/5	36.1	42	23	20	16	31	.302
TOTAL	4.42	4-7	30/16	108.0	100	67	53	38	101	--

SEASON HIGHS

IP: 5.0, vs. Miss State (4/22)
 H: 6, two times
 R: 4, vs. Lipscomb (3/4)
 ER: 4, vs. Lipscomb (3/4)
 K: 4, three times
 BB: 3, two times
 PC: 78, vs. Miss State (4/22)

CAREER HIGHS

7.2, at Bevill State (4/15/22)
 7, vs. Shelton State (3/31/22)
 7, at Wallace State (3/24/22)
 6, at N.C. State (2/23/20)
 13, vs. Marion Military (3/17/22)
 4, vs. Bradley (2/29/20)
 78, two times

17 • TREVOR HORNE RHP

6-3 • 203 • R-FR • Phenix City, AL • Glenwood

- Matched a season high with 1.2 IP at UAB (4/4)
- Made a pair of scoreless appearances vs. SLU (3/10-11)
- Retired all four batters he faced with a K in the finale

CAREER STATISTICS

YEAR	ERA	W-L	G/S	IP	H	R	ER	BB	K	BAA
2023	8.68	0-0	8/0	9.1	10	9	9	6	9	.263

SEASON HIGHS

IP: 1.2, three times
 H: 3, two times
 R: 4, vs. Texas A&M (4/7)
 ER: 4, vs. Texas A&M (4/7)
 K: 3, vs. FAMU (3/1)
 BB: 3, vs. Texas A&M (4/7)
 PC: 40, vs. Texas A&M (4/7)

CAREER HIGHS

1.2, three times
 3, two times
 4, vs. Texas A&M (4/7/23)
 4, vs. Texas A&M (4/7/23)
 3, vs. FAMU (3/1/23)
 3, vs. Texas A&M (4/7/23)
 40, vs. Texas A&M (4/7/23)

43 • CHASE ISBELL RHP

6-2 • 210 • SR • Springville, AL • Samford

- Logged 1.1 IP at Alabama (4/16) after missing a weekend with an oblique injury
- Earned a save in back-to-back appearances vs. USA (3/21) and UGA (3/24)
- Pitched an immaculate inning vs. UNA (2/21)
- Named to the NCBWA Stopper of the Year Watch List

CAREER STATISTICS

YEAR	ERA	W-L	G/S	IP	H	R	ER	BB	K	BAA
2020*	3.38	1-0	5/0	5.1	3	4	2	7	6	.167
2021*	2.32	4-2	26/0	31.0	19	9	8	13	44	.173
2022	4.82	1-1	14/0	18.2	17	10	10	14	23	.243
2023	7.17	2-1	17/1	21.1	23	17	17	11	29	.277
AU	6.07	3-2	31/1	40.0	40	27	27	25	52	.261
TOTAL	4.36	8-4	61/1	76.1	62	40	37	45	102	--

SEASON HIGHS

IP: 3.1 vs. Lipscomb (3/4)
 H: 4, vs. Lipscomb (3/4)
 R: 4, vs. USC (2/26)
 ER: 4, vs. USC (2/26)
 K: 7, vs. Lipscomb (3/4)
 BB: 2, two times
 PC: 56, vs. Lipscomb (3/4)

CAREER HIGHS

3.1, vs. Lipscomb (3/4/23)
 5, vs. Vandy (4/9/22)
 5, at LSU (4/1/22)
 5, at LSU (4/1/22)
 7, vs. Lipscomb (3/4/23)
 3, at Samford (5/17/22)
 57, at ETSU (5/21/21)

22 • HAYDEN MURPHY RHP

6-3 • 185 • FR • Chula, GA • Tiftarea Academy

- Made his first career start vs. Troy (4/25)
- Pitched a season-high 3.1 IP and earned his first career win in the midweek vs. Samford (4/18)
- Held South Alabama scoreless in his first 2.0 IP before allowing the first four batters of the 7th inning to reach

CAREER STATISTICS

YEAR	ERA	W-L	G/S	IP	H	R	ER	BB	K	BAA
2023	11.57	1-0	10/1	16.1	31	21	21	8	9	.403

SEASON HIGHS

IP: 3.1, vs. Samford (4/18)
 H: 7, vs. Texas A&M (4/7)
 R: 5, two times
 ER: 5, two times
 K: 2, four times
 BB: 2, two times
 PC: 64, vs. Texas A&M (4/7)

CAREER HIGHS

3.1, vs. Samford (4/18/23)
 7, vs. Texas A&M (4/7/23)
 5, two times
 5, two times
 2, four times
 2, two times
 64, vs. Texas A&M (4/7/23)

12 • DREW NELSON LHP

5-11 • 198 • FR • Troy, AL • Pike Liberal Arts

- Is 2-0 with a 1.35 ERA in 13.1 IP in midweek games
- Pitched 1.2 scoreless IP vs. Samford (4/18)
- Pitched a 7.0 inning complete game vs. UNA (3/28)
- Is 2nd on the team in ERA since Mar. 11

CAREER STATISTICS

YEAR	ERA	W-L	G/S	IP	H	R	ER	BB	K	BAA
2023	6.58	2-3	13/4	26.0	19	20	19	19	25	.207

SEASON HIGHS

IP: 7.0, vs. North Alabama (3/28)
 H: 4, vs. USC (2/26)
 R: 4, two times
 ER: 4, two times
 K: 7, vs. North Alabama (3/28)
 BB: 3, four times
 PC: 93, vs. North Alabama (3/28)

CAREER HIGHS

7.0, vs. North Alabama (3/28/23)
 4, vs. USC (2/26/23)
 4, two times
 4, two times
 7, vs. North Alabama (3/28/23)
 3, four times
 93, vs. North Alabama (3/28/23)

44 • RYAN OLSON RHP

6-1 • 206 • FR • Auburn, AL • Auburn

CAREER STATISTICS

YEAR	ERA	W-L	G/S	IP	H	R	ER	BB	K	BAA
2023	21.60	0-0	3/0	1.2	6	4	4	2	3	.600

SEASON HIGHS

IP: 1.0, vs. FAMU (3/1)
 H: 3, vs. Southeastern (3/11)
 R: 3, vs. Southeastern (3/11)
 ER: 3, vs. Southeastern (3/11)
 K: 2, vs. FAMU (3/1)
 BB: 2, vs. Indiana (2/19)
 PC: 26, vs. FAMU (3/1)

CAREER HIGHS

1.0, vs. FAMU (3/1/23)
 3, vs. Southeastern (3/11/23)
 3, vs. Southeastern (3/11/23)
 3, vs. Southeastern (3/11/23)
 2, vs. FAMU (3/1/23)
 2, vs. Indiana (2/19/23)
 26, vs. FAMU (3/1/23)

20 • TOMMY SHEEHAN LHP

6-0 • 210 • Gr. • Brielle, NJ • Notre Dame

- Made his first app since Feb. 18 at UAB (4/4) and turned in 1.1 scoreless IP with 3 Ks
- Allowed just one earned run in his final seven appearances and 15.0 innings in 2022

CAREER STATISTICS

YEAR	ERA	W-L	G/S	IP	H	R	ER	BB	K	BAA
2018*	5.74	2-4	14/14	62.2	62	43	40	41	27	.264
2019*	4.58	5-6	15/15	92.1	100	62	47	23	62	.268
2020*	2.70	3-0	4/4	23.1	18	7	7	5	22	.202
2021*	6.75	0-1	2/2	8.0	10	6	6	5	10	.303
2022	4.28	2-0	16/3	33.2	25	18	16	22	29	.207
2023	13.50	0-1	4/1	2.2	3	4	4	6	6	.273
AU	4.95	2-1	20/4	36.1	28	22	20	28	35	.212
TOTAL	4.85	12-12	55/38	222.2	218	140	120	102	156	--

SEASON HIGHS

IP: 1.1, at UAB (4/4)
 H: 2, vs. Texas A&M (4/7)
 R: 3, vs. Texas A&M (4/7)
 ER: 3, vs. Texas A&M (4/7)
 K: 3, at UAB (4/4)
 BB: 3, vs. Texas A&M (4/7)
 PC: 36, vs. Texas A&M (4/7)

CAREER HIGHS

9.0, two times
 13, vs. North Carolina (4/13/19)
 11, vs. North Carolina (4/13/19)
 8, vs. North Carolina (4/13/19)
 9, at UAB (2/14/20)
 6, vs. Purdue (2/24/18)
 112, vs. North Carolina (4/13/19)

21 • TOMMY VAIL LHP

5-11 • 190 • Gr. • Seattle, WA • TCU/Notre Dame

- Pitched 5.0 scoreless and struck out 10 in the opener vs. MSU (4/21), marking Auburn's first 10 K game in SEC play since 2019
- Turned in 6.2 scoreless IP in the opener at Alabama - marking the team's first quality start in SEC play
- Hasn't allowed a run in his last two starts and 11.2 IP
- Is 3rd among active NCAA pitchers in H/9.0 IP (5.39) and 5th this season in the category (5.10)

CAREER STATISTICS

YEAR	ERA	W-L	G/S	IP	H	R	ER	BB	K	BAA
2018*	3.90	3-2	27/1	27.2	24	16	12	24	30	.231
2019*	3.27	3-2	25/2	44.0	24	19	16	26	61	.157
2020*	2.08	3-0	7/0	17.1	5	6	4	3	24	.086
2021*										DNP-INJURED
2022*	3.65	1-0	13/0	12.1	9	5	5	6	15	.205
2023	3.83	3-1	11/9	42.1	24	19	18	28	51	.166
TOTAL	3.45	12-5	83/12	143.2	86	65	55	87	181	--

SEASON HIGHS

IP: 6.2, at Alabama (4/14)
 H: 7, vs. Georgia (3/23)
 R: 5, two times
 ER: 5, vs. Texas A&M (4/7)
 K: 10, vs. Miss State (4/21)
 BB: 5, at Florida (4/2)
 PC: 97, at Alabama (4/14)

CAREER HIGHS

6.2, at Alabama (4/14/23)
 7, vs. Georgia (3/23/23)
 5, two times
 5, vs. Texas A&M (4/7/23)
 10, vs. Miss State (4/21/23)
 5, two times
 97, at Alabama (4/14/23)

AUBURN IN THE NATIONAL AND SEC RANKINGS

(as of Apr. 26)

	TOTAL	NCAA	SEC
5 KASON HOWELL Doubles	19	6	1
18 IKE IRISH Doubles	18	11	2
12 DREW NELSON Complete games	1	24	1
21 TOMMY VAIL Hits/9.0 IP	5.10	5	2
8 BRYSON WARE Home runs	16	17	6

PITCHING CAREERS

CHASE ALLSUP'S AUBURN APPEARANCES

2022 - FRESHMAN YEAR												
Date	Opp (Res.)	DEC	QS	IP	H	R	ER	BB	SO	HR	ERA	NP
2/20	vs. Kansas State (W, 12-1)	-	-	1.0	0	0	0	0	3	0	0.00	14
2/25	YALE (W, 9-0)	-	-	1.0	0	0	0	2	2	0	0.00	25
3/2	UAB (W, 16-1)	-	-	1.0	0	0	0	1	2	0	0.00	20
3/9	vs. Tennessee Tech (W, 4-3)	-	-	2.0	2	0	0	1	3	0	0.00	39
3/13	MIDDLE TENNESSEE-G1 (W, 10-7)	-	-	1.1	3	1	0	1	3	0	0.00	35
3/18	#1 OLE MISS (W, 19-5)	-	-	1.1	2	4	2	2	2	1	2.35	49
3/26	at Texas A&M (L, 4-5 [11])	-	-	0.1	0	0	0	0	0	0	2.25	1
3/27	at Texas A&M (W, 13-9)	W	-	1.0	0	1	0	1	0	0	2.00	19
4/5	at UAB (W, 6-4)	S	-	2.1	2	1	1	0	2	1	2.38	34
4/12	SAMFORD (W, 4-1)	-	-	2.0	1	0	0	0	5	0	2.03	33
4/19	ALABAMA STATE (W, 6-5 [10])	-	-	0.2	0	0	0	2	0	0	1.93	15
4/22	SOUTH CAROLINA (W, 6-3)	-	-	0.2	0	0	0	0	0	0	1.84	5
4/26	at Jax State (W, 8-4)	-	-	2.2	2	1	1	0	3	1	2.08	31
4/30	at #1 Tennessee (W, 8-6)	-	-	1.1	2	1	1	1	1	0	2.41	41
5/6	#3 ARKANSAS (L, 8-11)	-	-	1.2	1	0	0	1	0	0	2.21	21
5/8	#3 ARKANSAS (L, 4-7)	-	-	0.2	1	1	1	2	0	0	2.57	22
5/14	ALABAMA (W, 6-4)	S	-	2.0	1	0	0	2	2	0	2.35	21
5/17	at Samford (W, 8-4)	-	-	1.0	1	0	0	1	2	0	2.25	21
5/20	at Kentucky (W, 6-3)	-	-	1.0	1	1	1	0	1	1	2.52	14
5/21	at Kentucky (L, 3-6)	-	-	2.0	2	1	1	0	2	0	2.67	28
5/25	vs. Kentucky (L, 1-3)	-	-	1.0	0	0	0	0	3	0	2.57	20
6/12	at #3 Oregon State (L, 3-4)	-	-	0.2	1	1	1	1	0	0	2.83	11
6/21	vs. Arkansas (L, 1-11)	-	-	0.2	2	2	2	1	1	0	3.38	21

2023 - SOPHOMORE YEAR												
Date	Opp (Res.)	DEC	QS	IP	H	R	ER	BB	SO	HR	ERA	NP
2/17	*INDIANA (W, 8-4)	-	-	2.0	3	2	2	2	4	1	9.00	48
2/24	*USC (W, 5-3)	-	-	3.2	5	1	1	2	2	0	4.76	72
3/3	LIPSCOMB (W, 7-3)	S	-	3.0	1	1	1	2	5	1	4.15	55
3/7	UAB (W, 4-1)	S	-	3.1	3	1	1	1	3	0	3.75	46
3/11	SOUTHEASTERN (L, 3-8)	-	-	1.0	4	2	2	0	2	0	4.85	23
3/14	GEORGIA TECH (W, 12-11 [12])	-	-	0.2	4	3	3	0	0	0	6.59	20
3/19	at #3 Arkansas (L, 0-5)	-	-	0.1	4	2	2	0	1	0	7.71	19
3/24	GEORGIA (W, 6-3)	-	-	2.2	1	1	0	1	3	0	6.48	50
4/2	at #2 Florida (L, 8-17)	-	-	0.0	1	1	1	3	0	0	7.02	25
4/4	at UAB (L, 5-6)	-	-	1.0	1	0	0	0	1	0	6.62	13
4/7	TEXAS A&M (W, 10-9)	-	-	0.1	0	0	0	2	0	0	6.50	11
4/11	*at Georgia Tech (L, 8-12 [10])	-	-	3.0	5	6	6	4	3	2	8.14	74
4/16	at Alabama (L, 1-6)	-	-	0.1	1	0	0	1	0	0	8.02	12
4/22	MISS STATE (L, 10-11)	-	-	2.0	3	3	3	2	4	1	8.49	49

JOHN ARMSTRONG'S AUBURN APPEARANCES

2022 - FRESHMAN YEAR												
Date	Opp (Res.)	DEC	QS	IP	H	R	ER	BB	SO	HR	ERA	NP
2/18	vs. Oklahoma (L, 0-3)	-	-	1.0	0	0	0	0	1	0	0.00	8
2/19	vs. #12 Texas Tech (W, 2-1)	-	-	0.2	0	0	0	1	0	0	0.00	13
2/25	YALE (W, 9-0)	-	-	0.2	0	0	0	0	2	0	0.00	9
2/26	YALE-G2 (L, 4-5 [10])	-	-	0.2	1	0	0	0	1	0	0.00	12
3/1	ALABAMA STATE (W, 13-7)	-	-	0.2	1	0	0	0	2	0	0.00	16
3/9	vs. Tennessee Tech (W, 4-3)	-	-	0.1	1	0	0	0	1	0	0.00	5
3/11	MIDDLE TENNESSEE (L, 8-10)	-	-	0.1	0	3	0	2	1	0	0.00	18
3/17	#1 OLE MISS (L, 6-13)	-	-	0.0	2	3	2	2	0	0	4.15	19
3/22	vs. South Alabama (W, 13-12)	-	-	0.1	0	0	0	0	0	0	3.86	4
3/29	JAX STATE (L, 2-5)	-	-	1.1	1	0	0	1	0	0	3.00	26
5/8	#3 ARKANSAS (L, 4-7)	-	-	2.2	0	0	0	1	4	0	2.08	40
5/13	ALABAMA (W, 3-2)	W	-	2.2	1	0	0	0	3	0	1.59	29
5/17	at Samford (W, 8-4)	-	-	2.1	1	0	0	0	3	0	1.32	29
5/20	at Kentucky (L, 1-5)	-	-	0.2	1	0	0	0	2	0	1.26	10
5/21	at Kentucky (L, 3-6)	-	-	2.0	3	2	2	1	0	0	2.51	11
6/4	FLORIDA STATE (W, 21-7)	-	-	0.0	3	1	1	1	0	0	2.76	24
6/11	at #3 Oregon State (W, 7-5)	-	-	1.0	0	0	0	1	0	0	2.60	15
6/12	at #3 Oregon State (L, 3-4)	-	-	0.2	2	0	0	0	0	0	2.50	9
6/21	vs. Arkansas (L, 1-11)	-	-	1.0	4	4	4	1	1	1	4.26	24

2023 - SOPHOMORE YEAR												
Date	Opp (Res.)	DEC	QS	IP	H	R	ER	BB	SO	HR	ERA	NP
2/17	INDIANA (W, 8-4)	-	-	3.1	0	0	0	1	3	0	0.00	48
2/21	vs. North Alabama (W, 13-1)	-	-	1.1	1	0	0	0	2	0	0.00	18
2/24	USC (W, 5-3)	W	-	1.1	0	0	0	0	0	0	0.00	2
2/25	USC (W, 12-6)	W	-	1.2	1	3	3	3	1	0	4.05	34
3/3	LIPSCOMB (W, 7-3)	W	-	2.1	2	1	1	0	4	1	4.00	44
3/5	LIPSCOMB (W, 4-3)	W	-	3.0	0	0	0	0	2	0	3.00	43
3/10	SOUTHEASTERN (W, 7-1)	S	-	3.1	0	0	0	1	1	0	2.35	46
3/14	GEORGIA TECH (W, 12-11 [12])	-	-	1.0	3	1	1	0	2	0	2.76	18
3/17	at #3 Arkansas (L, 2-7)	-	-	2.0	5	3	2	1	2	0	3.44	51
3/21	vs. South Alabama (W, 6-5)	-	-	2.0	2	3	3	1	1	2	4.43	33
3/24	GEORGIA (W, 6-3)	W	-	2.2	5	0	0	1	0	0	3.91	39
4/1	*at #2 Florida (L, 5-12)	L	-	2.1	7	7	4	0	1	1	4.97	50
4/4	at UAB (L, 5-6)	-	-	0.0	1	0	0	0	0	0	4.97	2
4/7	TEXAS A&M (W, 10-9)	W	-	2.1	3	2	2	3	5	0	5.20	65
4/11	at Georgia Tech (L, 8-12 [10])	-	-	1.0	1	1	1	1	3	0	5.34	24
4/15	at Alabama (L, 2-4)	-	-	2.0	1	0	0	1	0	0	4.99	40
4/18	SAMFORD (W, 13-3 [8])	S	-	0.2	1	0	0	0	2	0	4.88	11
4/21	MISS STATE (W, 2-1)	-	-	1.2	1	1	1	1	3	0	4.91	26
4/22	MISS STATE (L, 10-11)	L	-	0.1	1	2	2	0	0	1	5.40	7

TANNER BAUMAN'S AUBURN APPEARANCES

2023 - JUNIOR YEAR												
Date	Opp (Res.)	DEC	QS	IP	H	R	ER	BB	SO	HR	ERA	NP
2/17	INDIANA (W, 8-4)	W	-	2.2	1	2	1	1	3	0	3.38	52
2/24	USC (W, 5-3)	-	-	3.2	1	2	2	3	3	0	4.26	52
3/3	*LIPSCOMB (W, 7-3)	-	-	3.2	4	1	1	1	5	1	3.60	73
3/10	*SOUTHEASTERN (W, 7-1)	-	-	4.0	7	1	1	1	3	0	3.21	75
3/14	GEORGIA TECH (W, 12-11 [12])	-	-	2.0	3	0	0	0	2	0	2.81	33
3/18	at #3 Arkansas (L, 3-9)	-	-	2.0	4	3	3	2	1	0	4.00	47
3/24	*GEORGIA (W, 6-3)	-	-	2.2	4	2	2	2	2	1	4.35	56

3/31	at #2 Florida (W, 10-1)	W	-	4.0	1	0	0	2	4	0	3.65	68
4/6	TEXAS A&M (L, 5-9)	L	-	4.1	4	6	6	3	4	2	4.97	82
4/11	at Georgia Tech (L, 8-12 [10])	-	-	0.0	0	0	0	1	0	0	4.97	5
4/14	at Alabama (W, 8-4)	-	-	1.2	2	4	4	3	2	0	5.87	56
4/16	at Alabama (L, 1-6)	-	-	1.2	2	2	2	0	1	0	6.12	29
4/21	MISS STATE (W, 2-1)	W	-	1.1	0	0	0	2	1	0	5.88	23
4/22	MISS STATE (L, 10-11)	-	-	0.1	0	2	2	2	0	0	6.35	12

WILL CANNON'S AUBURN APPEARANCES

2023 - SOPHOMORE YEAR												
Date	Opp (Res.)	DEC	QS	IP	H	R	ER	BB	SO	HR	ERA	NP
2/17	INDIANA (W, 8-4)	-	-	1.0	1	0	0	0	2	0	0.00	23
2/24	USC (W, 5-3)	S	-	1.1	2	0	0	1	1	0	0.00	26
2/25	USC (W, 12-6)	S	-	1.2	2	0	0	1	1	0	0.00	24
3/4	LIPSCOMB (W, 12-11)	W	-	2.0	2	1	1	2	2	0	1.50	36
3/8	at Jacksonville State (W, 6-3)	S	-	2.2	3	2	2	1	4	0	3.12	45
3/11	SOUTHEASTERN (L, 3-8)	-	-	1.0	4	3	1	1	1	1	3.72	30
3/14	GEORGIA TECH (W, 12-11 [12])	-	-	2.1	1	0	0	0	3	0	3.00	41
3/19	at #3 Arkansas (L, 0-5)	-	-	4.2	2	0	0	2	4	0	2.16	58
3/23	GEORGIA (W, 7-6 [11])	W	-	3.0	1	1	1	2	3	0	2.29	50
3/31	*at #2 Florida (W, 10-1)	-	-	4.0	5	1	1	3	2	0	2.28	77
4/6	*TEXAS A&M (L, 5-9)	-	-	3.0	5	2	2	1	3	0	2.70	72
4/11	at Georgia Tech (L, 8-12 [10])	L	-	1.2	2	4	4	3	2	1	3.81	30
4/14	at Alabama (W, 8-4)	-	-	0.2	1	0	0	1	1	0	3.72	23
4/21	MISS STATE (W, 2-1)	S	-	1.0	0	0	0	1	0	0	3.60	15
4/23	MISS STATE (W, 12-11)	-	-	3.0	8	5	5	2	2	1	4.64	68

PARKER CARLSON'S AUBURN APPEARANCES

2022 - FRESHMAN YEAR												
Date	Opp (Res.)	DEC	QS	IP	H	R	ER	BB	SO	HR	ERA	NP
2/23	TROY (W, 13-1)	-	-	1.0	0	0	0	0	1	0	0.00	8
2/26	YALE-G2 (L, 4-5 [10])	-	-	1.0	2	1	1	0	1	1	4.50	17
3/6	RHODE ISLAND (W, 14-1)	W	-	3.0	2	1	1	1	4	1	3.60	40
3/13	M											

2023 AUBURN BASEBALL GAME NOTES

3/14	LITTLE ROCK (L, 6-12)	-	-	0.2	2	1	1	0	0	0	0	3.00	12
3/16	at Lipscomb (W, 9-7)	-	-	1.1	1	0	0	0	1	0	0	2.61	17
3/19	at #4 Ole Miss (L, 0-1)	L	-	1.0	1	1	1	0	0	1	3.18	16	
3/27	*KENTUCKY (L, 4-6)	L	-	4.0	8	5	5	2	4	0	5.28	71	
4/3	*at #1 Arkansas (L, 5-6 [10])	-	-	5.0	2	2	2	5	1	0	4.87	86	
4/11	*#4 MISSISSIPPI STATE (L, 10-19) L	-	-	0.2	7	9	9	1	9	0	8.57	44	
4/17	*at Alabama (L, 9-10)	-	-	1.1	4	3	3	0	0	0	9.27	29	
4/21	JAX STATE (W, 8-7 [10])	-	-	3.1	3	0	0	0	3	0	8.06	55	
4/25	#10 FLORIDA (W, 10-8 [7])	W	-	2.2	3	2	2	1	0	0	7.94	43	
4/30	at #20 Georgia (W, 10-6 [14])	-	-	1.0	2	0	0	0	0	0	7.67	16	
5/1	at #20 Georgia (W, 9-7)	-	-	2.2	3	2	2	0	3	1	7.59	29	
5/7	LSU (L, 6-9)	-	-	3.1	3	1	1	0	4	0	7.13	51	
5/12	at Samford (L, 1-6)	-	-	1.0	0	0	0	1	1	0	6.94	12	
5/14	TEXAS A&M (W, 5-4)	-	-	1.0	0	0	0	0	0	0	6.75	9	
5/16	TEXAS A&M (W, 8-5)	W	-	3.2	3	2	1	0	3	0	6.37	40	
5/22	at Missouri (L, 6-7)	-	-	1.0	2	0	0	0	0	0	6.21	14	
5/25	vs. #11 Ole Miss (L, 4-7)	-	-	0.1	0	0	0	0	0	0	6.17	3	

2022 - SOPHOMORE YEAR

Date	Opp (Res.)	DEC	QS	IP	H	R	ER	BB	SO	HR	ERA	NP
2/19	*vs. #12 Texas Tech (W, 2-1)	W	-	5.0	3	0	0	3	5	0	0.00	81
2/26	*YALE (W, 4-3)	-	-	3.0	7	3	3	0	2	0	3.38	47
3/5	*RHODE ISLAND-G1 (W, 16-0)	W	X	6.2	5	0	0	1	8	0	1.84	89
3/13	*MIDDLE TENNESSEE-G1 (W, 10-7)	-	-	1.0	0	0	0	1	0	0	1.72	12
3/29	JAX STATE (L, 2-5)	-	-	1.2	0	0	0	0	0	0	1.56	13
4/2	*at #12 LSU (W, 6-4)	W	X	6.0	9	3	3	2	1	0	2.31	92
4/10	*#12 VANDERBILT (W, 8-2)	W	X	9.0	8	2	1	0	8	0	1.95	104
4/16	*at Mississippi State (W, 3-2)	W	X	8.0	7	2	2	0	6	2	2.01	110
4/24	*SOUTH CAROLINA (W, 2-0)	W	X	7.0	7	0	0	0	4	0	1.71	89
5/1	*at #1 Tennessee (L, 3-5)	L	-	7.1	7	5	5	1	2	2	2.30	91
5/7	*#3 ARKANSAS (L, 4-7)	L	-	2.2	9	5	5	0	0	1	2.98	53
5/21	*at Kentucky (L, 3-6)	-	-	5.0	3	0	0	2	3	0	2.74	79
6/4	*FLORIDA STATE (W, 21-7)	W	X	6.0	4	3	3	3	4	0	2.90	96
6/12	*at #3 Oregon State (L, 3-4)	L	-	5.1	7	3	2	0	5	2	2.95	77
6/18	*vs. Ole Miss (L, 1-5)	L	-	5.0	7	4	4	1	7	1	3.22	73

2023 - JUNIOR YEAR

Date	Opp (Res.)	DEC	QS	IP	H	R	ER	BB	SO	HR	ERA	NP
2/18	*INDIANA (W, 6-1)	W	-	5.0	2	0	0	0	1	0	0.00	41

CHRISTIAN HERBERHOLZ'S AUBURN APPEARANCES

2023 - REDSHIRT JUNIOR YEAR

Date	Opp (Res.)	DEC	QS	IP	H	R	ER	BB	SO	HR	ERA	NP
2/19	INDIANA (L, 2-11)	-	-	1.1	3	3	3	1	2	0	20.25	39
2/25	*USC (W, 12-6)	-	-	4.0	5	3	2	1	4	1	8.44	68
3/4	*LIPSCOMB (W, 12-11)	-	-	3.0	6	4	4	1	2	2	9.72	60
3/8	at Jacksonville State (W, 6-3)	-	-	0.1	1	0	0	0	1	0	9.35	13
3/11	*SOUTHEASTERN (L, 7-8)	L	-	3.0	6	3	3	1	3	0	9.26	65
3/18	at #3 Arkansas (L, 3-9)	-	-	2.0	0	0	0	0	3	0	7.90	25
3/23	GEORGIA (W, 7-6 [11])	-	-	3.0	2	1	1	0	0	0	7.02	25
3/25	GEORGIA L, 7-24 [8]	-	-	2.0	2	2	1	1	2	0	6.75	25
4/1	at #2 Florida (L, 5-12)	-	-	2.0	5	0	0	1	3	0	6.10	33
4/4	at UAB (L, 5-6)	L	-	2.1	4	2	2	2	1	0	6.26	32
4/7	TEXAS A&M (W, 10-9)	-	-	2.1	2	2	2	3	1	1	6.39	47
4/11	at Georgia Tech (L, 8-12 [10])	L	-	2.0	0	0	0	1	1	0	5.93	32
4/16	*at Alabama (L, 1-6)	L	-	4.0	3	2	2	3	4	0	5.74	55
4/22	*MISS STATE (L, 10-11)	-	-	5.0	3	0	0	1	4	0	4.95	78

TREVOR HORNE'S AUBURN APPEARANCES

2023 - REDSHIRT FRESHMAN YEAR

Date	Opp (Res.)	DEC	QS	IP	H	R	ER	BB	SO	HR	ERA	NP
2/19	INDIANA (L, 2-11)	-	-	1.2	1	0	0	0	0	0	0.00	23
3/1	FLORIDA A&M (W, 18-8)	-	-	1.0	1	1	1	0	3	1	3.38	14
3/10	SOUTHEASTERN (W, 7-1)	-	-	0.2	0	0	0	1	1	0	2.70	18
3/11	SOUTHEASTERN (L, 7-8)	-	-	1.1	0	0	0	0	1	0	1.93	19
3/14	GEORGIA TECH (W, 12-11 [12])	-	-	1.2	3	1	1	0	1	0	2.84	27
3/25	GEORGIA (L, 7-24 [8])	-	-	0.1	1	3	3	2	1	0	6.75	18
4/4	at UAB (L, 5-6)	-	-	1.2	1	0	0	0	1	0	5.40	32
4/7	TEXAS A&M (L, 6-12)	-	-	1.0	3	4	4	3	1	0	8.68	40

CHASE ISBELLS' AUBURN APPEARANCES

2022 - JUNIOR YEAR

Date	Opp (Res.)	DEC	QS	IP	H	R	ER	BB	SO	HR	ERA	NP
3/22	vs. South Alabama (W, 13-12)	-	-	1.0	1	0	0	0	1	0	0.00	18
3/26	at Texas A&M (L, 4-5 [11])	L	-	2.1	2	1	1	0	3	0	2.70	45
4/1	at LSU (L, 2-9)	-	-	0.2	3	5	5	2	0	0	13.50	27
4/5	at UAB (W, 6-4)	-	-	0.1	0	0	0	1	0	0	12.46	11
4/9	#12 VANDERBILT (L, 4-19)	-	-	1.0	5	3	3	0	1	0	15.19	31
4/15	at Mississippi State (L, 5-9)	-	-	1.0	1	0	0	1	2	0	12.79	21
4/22	KENNESAW STATE (W, 14-1)	-	-	1.0	0	0	0	1	1	0	11.05	15
4/29	at #1 Tennessee (L, 4-17)	-	-	1.0	1	0	0	0	1	0	9.72	12
5/7	#3 ARKANSAS (W, 5-3)	-	-	2.1	1	1	1	1	3	0	8.44	37
5/10	at Troy (W, 11-4)	W	-	1.0	0	0	0	1	1	0	7.71	17
5/17	at Samford (W, 8-4)	-	-	0.2	0	0	0	3	0	0	7.30	28
5/20	at Kentucky (L, 1-5)	-	-	2.0	2	0	0	1	3	0	6.28	32
6/12	at #3 Oregon State (L, 3-4)	-	-	2.2	0	0	0	2	4	0	5.29	41
6/21	vs. Arkansas (L, 1-11)	-	-	1.2	1	0	0	1	3	0	4.82	33

2023 - SENIOR YEAR

Date	Opp (Res.)	DEC	QS	IP	H	R	ER	BB	SO	HR	ERA	NP
2/18	INDIANA (W, 6-1)	-	-	1.2	2	1	1	1	2	0	5.40	36
2/21	vs. North Alabama (W, 13-1)	-	-	2.0	1	0	0	0	4	0	2.45	21
2/26	*USC (T, 12-12)	-	-	0.0	3	4	4	1	0	2	12.27	13
3/4	LIPSCOMB (W, 12-11)	-	-	3.1	4	2	2	0	7	1	9.00	56
3/8	at Jacksonville State (W, 6-3)	W	-	1.0	1	0	0	2	2	0	7.88	27
3/11	SOUTHEASTERN (L, 3-8)	L	-	1.1	2	3	3	0	1	0	9.64	25
3/14	GEORGIA TECH (W, 12-11 [12])	W	-	2.0	1	0	0	0	2	0	7.94	21
3/17	at #3 Arkansas (L, 2-7)	-	-	0.2	1	0	0	0	0	0	7.50	8
3/19	at #3 Arkansas (L, 0-5)	-	-	0.1	0	0	0	0	1	0	7.30	7
3/21	vs. South Alabama (W, 6-5)	S	-	1.0	0	0	0	0	1	0	6.75	11
3/24	GEORGIA (W, 6-3)	S	-	1.0	0	0	0	1	2	0	6.28	18
3/25	GEORGIA (L, 7-24 [8])	-	-	0.2	1	3	3	2	1	1	7.80	22
3/31	at #2 Florida (W, 10-1)	-	-	1.0	0	0	0	1	1	0	7.31	23

4/2	at #2 Florida (L, 8-17)	-	-	0.2	1	1	1	0	2	0	7.56	12
4/16	at Alabama (L, 1-6)	-	-	1.1	2	1	1	1	0	0	7.50	22
4/22	MISS STATE (L, 10-11)	-	-	0.1	2	2	2	0	0	1	8.35	11
4/23	TROY (L, 7-8)	-	-	3.0	2	0	0	2	3	0	7.17	54

CAMERON KESHOCK'S AUBURN APPEARANCES

2023 - FRESHMAN YEAR

Date	Opp (Res.)	DEC	QS	IP	H	R	ER	BB	SO	HR	ERA	NP
3/1	FLORIDA A&M (W, 18-8)	-	-	0.0	2	4	4	1	0	0	99.00	10
3/11	SOUTHEASTERN (L, 7-8)	-	-	1.0	1	0	0	0	1	0	36.00	8
3/25	GEORGIA (L, 7-24 [8])	-	-	0.0	4	7	7	1	0	0	99.00	18

HAYDEN MURPHY'S AUBURN APPEARANCES

2023 - FRESHMAN YEAR

Date	Opp (Res.)	DEC	QS	IP	H	R	ER	BB	SO	HR	ERA	NP
2/19	INDIANA (L, 2-11)	-	-	0.2	1	0	0	0	0	0	0.00	9
2/26	USC (T, 12-12)	-	-	1.1	1	0	0	1	0	0	0.00	21
3/5	LIPSCOMB (W, 4-3)	-	-	1.2	3	1	1	0	0	0	2.45	28
3/11	SOUTHEASTERN (L, 3-8)	-	-	0.2	1	0	0	0	0	0	2.08	12
3/21	vs. South Alabama (W, 6-5)	-	-	2.0	3	2	2	1	0	1	4.26	32
4/2	at #2 Florida (L, 8-17)	-	-	1.0	3	5	5	2	2	2	9.82	22
4/7	TEXAS A&M (L, 6-12)	-	-	3.0	7	4	4	1	1	0	10.45	64
4/16	at Alabama (L, 1-6)	-	-	0.2	1	1	1	1	2	0	10.64	18
4/18	SAMFORD (W, 13-3 [8])	W	-	3.1	6	3	3	0	2	0	10.05	41
4/23	*TROY (L, 7-8)	-	-	2.0	5	5	5	2	2	2	11.57	57

DREW NELSON'S AUBURN APPEARANCES

2023 - FRESHMAN YEAR

Date	Opp (Res.)	DEC	QS	IP	H	R	ER	BB	SO	HR	ERA	NP
2/19	*INDIANA (L, 2-11)	L	-	0.2	2	4	4	3	0	1	54.00	32
2/26	USC (T, 12-12)	-	-	1.2	4	4	4	0	1	0	30.86	26
3/11	SOUTHEASTERN (L, 7-8)	-	-	2.2	2	2	1	1	3	0	16.20	43
3/17	at #3 Arkansas (L, 2-7)	-	-	1.2	0	0	0					

SUPERLATIVES AND MISCELLANEOUS NOTES

STARTS BY POSITION

STARTING PITCHER

Tommy Vail	9	7-2
Zach Crotchfelt	6	3-3
Christian Herberholz	5	2-3
Konner Copeland	4	2-2
Drew Nelson	4	2-2
Chase Allsup	3	2-1
Tanner Bauman	3	3-0
Will Cannon	2	1-1
John Armstrong	1	0-1
Jospeh Gonzalez	1	1-0
Chase Isbell	1	0-0-1
Hayden Murphy	1	0-1
Tommy Sheehan	1	0-1

CATCHER

Nate LaRue	30	15-14-1
Ryan Dyal	5	3-2
Carter Wright	5	5-0
Ike Irish	1	0-1

FIRST BASE

Cooper McMurray	24	12-11-1
Ike Irish	12	6-6
Cam Hill	3	3-0
Brody Wortham	2	1-1

SECOND BASE

Caden Green	30	16-13-1
Brody Moss	7	5-2
Bryson Ware	4	2-2

THIRD BASE

Bryson Ware	37	21-15-1
Gavin Miller	4	2-2

SHORTSTOP

Cole Foster	38	22-15-1
Caden Green	3	1-2

LEFT FIELD

Chris Stanfield	22	13-9
Bobby Peirce	17	8-8-1
Mike Bello	1	1-0
Josh Hall	1	1-0

CENTER FIELD

Kason Howell	40	22-17-1
Chris Stanfield	1	1-0

RIGHT FIELD

Justin Kirby	32	18-13-1
Bobby Peirce	7	4-3
Josh Hall	2	1-1

DESIGNATED HITTER

Ike Irish	28	17-10-1
Mike Bello	4	0-4
Bobby Peirce	4	3-1
Ryan Dyal	2	2-0
Justin Kirby	2	1-1
Cam Hill	1	0-1

2023 AUBURN & OPPONENT HIGHS

TEAM BATTING

	AUBURN	OPPONENT
Runs in a game	18, vs. FAMU [7] (3/1)	24, Georgia (3/25)
Runs in an inning	11 [1st], vs. FAMU [7] (3/1)	16 [8th], Georgia (3/25)
Most Hits in a game	20, vs. Georgia Tech (3/14)	22, Georgia Tech (3/14)
Fewest Hits in a game	3, at Arkansas (3/19)	3, two times
Hits in an inning	7, two times	8 [8th], Georgia (3/25)
2B in a game	8, vs. Lipscomb (3/4)	8, Georgia Tech (3/14)
3B in a game	1, eight times	1, three times
HR in a game	4, vs. MSU (4/23)	4, two times
SB in a game	3, at Alabam (4/16)	5, Texas A&M (4/7)
LOB in a game	15, vs. Georgia Tech (3/14)	14, Georgia (3/24)
K in a game	15, vs. Texas A&M (4/6)	14, three times
BB in a game	14, vs. FAMU [7] (3/1)	14, Florida (4/2)

TEAM PITCHING

	AUBURN	OPPONENT
K in a game	14, three times	15, Texas A&M (4/6)
BB in a game	14, at Florida (4/2)	14, FAMU (3/1)
Pitchers used	8, vs. Georgia Tech (3/14)	10, Georgia Tech (4/11)
Total Quality Starts	2	7

TEAM FIELDING

	AUBURN	OPPONENT
Errors in a game	4, vs. USA (3/21)	3, two times
DP turned in a game	3, three times	5, Alabama (4/15)

IND. BATTING

	AUBURN	OPPONENT
Hits in a game	5, Peirce at GT (4/11)	5, two times
Runs in a game	3, 19 times	5, Langford [UF] (4/2)
2B in a game	3, Howell vs. Lipscomb (3/3)	2, 13 times
3B in a game	1, eight times	1, three times
HR in a game	2, four times	2, four times
RBI in a game	7, Kirby vs. USC (2/26)	8, Heyman [UF] (4/2)
XBH in a game	3, two times	3, two times
SB in a game	2, three times	2, two times
BB in a game	3, six times	4, Seidl [UA] (4/16)
HBP in a game	2, two times	2, four times
K in a game	4, two times	4, Hines [MSU] (4/21)
Hitting Streak	18, Ware (3/14-4/14)	3, 26 times
Consec. G w/HR	4, two times	2, four times

IND. PITCHING

	AUBURN	OPPONENT
K by a starter	10, Vail vs. MSU (4/21)	11, Dettmer [TAMU] (4/6)
K by a reliever	7, Isbell vs. Lipscomb (3/4)	7, two times
BB by a starter	5, Vail at Florida (4/2)	6, Waldrep [UF] (4/1)
BB by a reliever	3, 12 times	5, Langley [FAMU] (3/1)
IP by a starter	7.0, Nelson vs. UNA (3/28)	7.0, Tucker [LIP] (3/5)
IP by a reliever	4.2, Cannon at Arkansas (3/19)	4.1, Hunt [MSU] (4/22)

MISCELLANEOUS

	AUBURN
Biggest comeback win	7, two times
Biggest blown lead loss	5, two times
Largest margin of victory	13, vs. UNA [7] (3/28)
Largest margin of defeat	17, vs. Georgia (3/25)
Longest game, Time	4:33, vs. Georgia Tech (3/14)
Longest game, Time (9 inn)	3:48, vs. USC (2/26)
Shortest game, Time (9 inn)	2:13, vs. UAB (3/7)
Longest game, Innings	12, vs. Georgia Tech (3/14)
Largest crowd, Home	4,096, 12 times
Largest crowd, Road	9,359, at Arkansas (3/18)
Largest crowd, Neutral	5,448, vs. UNA [7] (2/21)

STARTS BY ORDER

LEADOFF

Kason Howell	15	9-6
Cole Foster	14	5-9
Bobby Peirce	7	5-1-1
Chris Stanfield	3	2-1
Mike Bello	1	1-0
Josh Hall	1	1-0

2ND SPOT

Cole Foster	22	15-6-1
Bobby Peirce	14	5-9
Brody Moss	2	2-0
Chris Stanfield	2	1-1
Mike Bello	1	0-1

3RD SPOT

Ike Irish	23	8-15
Justin Kirby	11	10-0-1
Bryson Ware	4	3-1
Bobby Peirce	3	2-1

CLEANUP

Bryson Ware	20	6-14
Ike Irish	18	15-2-1
Justin Kirby	3	2-1

5TH SPOT

Justin Kirby	14	6-8
Bryson Ware	14	12-1-1
Cooper McMurray	11	3-8
Nate LaRue	2	2-0

6TH SPOT

Kason Howell	9	4-4-1
Cooper McMurray	8	5-3
Chris Stanfield	7	4-3
Ryan Dyal	6	4-2
Justin Kirby	5	1-4
Bobby Peirce	4	3-1
Cole Foster	1	1-0
Gavin Miller	1	1-0

7TH SPOT

Kason Howell	14	7-7
Chris Stanfield	11	7-4
Cooper McMurray	3	2-0-1
Gavin Miller	3	1-2
Caden Green	2	1-1
Cam Hill	2	2-0
Bryson Ware	2	1-1
Ryan Dyal	1	1-0
Cole Foster	1	1-0
Justin Kirby	1	0-1
Brody Moss	1	0-1

8TH SPOT

Nate LaRue	22	10-11-1
Caden Green	4	2-2
Carter Wright	4	4-0
Mike Bello	2	0-2
Josh Hall	2	1-1
Cam Hill	2	1-1
Cooper McMurray	2	2-0
Brody Wortham	2	2-0
Bryson Ware	1	1-0

9TH SPOT

Caden Green	27	14-12-1
Nate LaRue	6	3-3
Brody Moss	4	3-1
Kason Howell	2	2-0
Mike Bello	1	0-1
Carter Wright	1	1-0

PITCHING NOTES

2023 BULLPEN BY NUMBERS

Total App.....	142
Saves/Opp.....	11/12
IR/IRS.....	156/71
BA Against.....	.293
ERA.....	6.83

SAVES/OPP

Will Cannon.....	4/5
Chase Allsup.....	2/2
John Armstrong.....	2/2
Chase Isbell.....	2/2
Parker Carlson.....	1/1

INHERITED RUNNERS/SCORED

Chase Allsup.....	11/6
John Armstrong.....	28/6
Tanner Bauman.....	9/2
Will Cannon.....	21/12
Parker Carlson.....	22/11
Konner Copeland.....	6/5
Zach Crotchfelt.....	4/0
Christian Herberholz.....	12/5
Trevor Horne.....	7/3
Chase Isbell.....	18/7
Cameron Keshock.....	2/2
Hayden Murphy.....	10/7
Drew Nelson.....	6/5

1ST BATTER FACED/RETIRED

Chase Allsup.....	11/5
John Armstrong.....	18/13
Tanner Bauman.....	11/6
Will Cannon.....	13/7
Parker Carlson.....	14/8
Konner Copeland.....	7/3
Zach Crotchfelt.....	6/4
Christian Herberholz.....	9/6
Trevor Horne.....	8/6
Chase Isbell.....	16/9
Cameron Keshock.....	3/0
Hayden Murphy.....	9/6
Drew Nelson.....	9/4
Ryan Olson.....	3/1
Tommy Sheehan.....	3/2
Tommy Vail.....	2/1

RELIEF ERA

Tommy Vail.....	0.00
Parker Carlson.....	3.52
Tommy Sheehan.....	4.50
John Armstrong.....	4.65
Christian Herberholz.....	4.67
Will Cannon.....	4.85
Chase Isbell.....	5.48
Zach Crotchfelt.....	6.19
Drew Nelson.....	7.43
Tanner Bauman.....	7.61
Chase Allsup.....	7.98
Trevor Horne.....	8.68
Hayden Murphy.....	10.05
Konner Copeland.....	11.25
Ryan Olson.....	21.60
Cameron Keshock.....	99.00

2023 Auburn Baseball
Team Game-by-Game for Auburn (as of Apr 25, 2023)
Pitching (All games)

Date	Opponent	ip	h	r	er	bb	so	2b	3b	hr	wp	bk	hbp	dp	ibb	score	w-l	sv	era
Feb 17	INDIANA	9.0	5	4	3	4	12	0	0	1	0	0	3	0	0	8-4	1-0	0	3.00
Feb 18	INDIANA	9.0	4	1	1	3	5	1	0	0	0	0	1	2	0	6-1	2-0	0	2.00
Feb 19	INDIANA	9.0	14	11	7	7	4	0	1	1	0	1	0	0	0	2-11	2-1	0	5.00
Feb 21	vs North Alabama	7.0	5	1	1	0	12	3	0	0	0	0	0	0	0	13-1	3-1	0	4.24
Feb 24	USC	9.0	8	3	3	6	6	2	1	0	0	0	1	1	0	5-3	4-1	1	3.98
Feb 25	USC	9.0	9	6	5	7	8	2	0	1	0	0	0	1	0	12-6	5-1	2	4.15
Feb 26	USC	9.0	15	12	12	4	6	5	0	2	2	0	1	0	0	12-12	5-1	2	5.31
Mar 01	FLORIDA A&M	7.0	7	8	6	5	14	0	0	1	0	0	1	0	0	18-8	6-1	2	5.56
Mar 03	LIPSCOMB	9.0	7	3	3	3	14	2	0	3	0	0	1	1	0	7-3	7-1	3	5.26
Mar 04	LIPSCOMB	9.0	16	11	11	3	11	1	0	4	0	0	0	0	0	12-11	8-1	3	5.86
Mar 05	LIPSCOMB	9.0	6	3	3	4	7	0	0	1	3	0	1	0	0	4-3	9-1	3	5.59
Mar 07	UAB	9.0	3	1	1	3	11	0	0	0	1	0	0	0	0	4-1	10-1	4	5.19
Mar 08	at Jacksonville Stat	9.0	7	3	2	4	13	3	0	0	2	0	0	0	0	6-3	11-1	5	4.94
Mar 10	SOUTHEASTERN	9.0	7	1	1	3	7	1	0	0	1	0	4	0	0	7-1	12-1	6	4.65
Mar 11	SOUTHEASTERN	9.0	14	8	6	4	9	1	0	1	1	0	0	1	0	3-8	12-2	6	4.74
Mar 11	SOUTHEASTERN	9.0	13	8	7	3	9	4	0	0	2	0	2	0	0	7-8	12-3	6	4.89
Mar 14	GEORGIA TECH	12.0	22	11	11	1	12	8	0	0	0	0	1	2	0	12-11	13-3	6	5.15
*Mar 17	at Arkansas	8.0	8	7	6	7	11	1	0	1	0	0	1	0	0	2-7	13-4	6	5.23
*Mar 18	at Arkansas	8.0	9	9	6	3	9	3	0	1	0	0	1	0	0	3-9	13-5	6	5.30
*Mar 19	at Arkansas	8.0	9	5	5	3	8	2	0	1	0	0	3	2	0	0-5	13-6	6	5.32
Mar 21	vs South Alabama	9.0	6	5	5	3	4	0	0	3	2	0	1	0	0	6-5	14-6	7	5.30
*Mar 23	GEORGIA	11.0	10	6	6	4	10	3	0	0	1	0	0	0	0	7-6	15-6	7	5.28
*Mar 24	GEORGIA	9.0	10	3	2	5	7	2	0	1	2	0	2	1	0	6-3	16-6	8	5.14
*Mar 25	GEORGIA	8.0	20	24	22	9	10	3	0	3	2	0	2	0	0	7-24	16-7	8	5.87
Mar 28	NORTH ALABAMA	7.0	3	1	1	1	7	1	0	0	0	0	0	0	0	14-1	17-7	8	5.73
*Mar 31	at Florida	9.0	6	1	1	6	7	2	0	0	0	0	3	2	0	10-1	18-7	8	5.54
*Apr 1	at Florida	8.0	19	12	9	4	7	2	1	1	1	0	1	0	0	5-12	18-8	8	5.70
*Apr 02	at Florida	8.0	12	17	16	13	12	4	0	2	0	0	3	0	1	8-17	18-9	8	6.10
Apr 04	at UAB	8.1	11	6	6	5	9	1	0	0	2	0	1	0	1	5-6	18-10	8	6.11
*Apr 06	TEXAS A&M	9.0	11	9	9	5	9	3	0	3	3	0	1	1	0	5-9	18-11	8	6.21
*Apr 07	TEXAS A&M	9.0	12	9	9	13	8	1	0	3	1	1	0	3	0	10-9	19-11	9	6.30
*Apr 07	TEXAS A&M	9.0	14	12	11	12	7	2	0	0	4	0	0	3	0	6-12	19-12	9	6.45
Apr 11	at Georgia Tech	9.2	12	12	12	12	10	3	0	3	1	0	0	1	2	8-12	19-13	9	6.61
*Apr 14	at Alabama	9.0	5	4	4	8	7	0	0	0	0	0	3	1	0	8-4	20-13	9	6.53
*Apr 15	at Alabama	8.0	5	4	4	8	5	2	0	0	0	0	3	2	0	2-4	20-14	9	6.48
*Apr 16	at Alabama	8.0	9	6	6	6	7	1	1	0	0	0	1	0	0	1-6	20-15	9	6.49
Apr 18	SAMFORD	8.0	9	3	3	3	10	3	0	0	1	0	1	3	0	13-3	21-15	10	6.41
*Apr 21	MISSISSIPPI STAT	9.0	4	1	1	7	14	1	0	0	0	1	0	2	0	2-1	22-15	11	6.26
*Apr 22	MISSISSIPPI STAT	9.0	10	11	11	7	9	0	0	4	2	0	2	1	0	10-11	22-16	11	6.39
*Apr 23	MISSISSIPPI STAT	9.0	13	11	8	6	5	5	0	1	1	0	0	0	0	12-11	23-16	11	6.43
Apr 25	TROY	9.0	9	8	8	8	8	0	0	2	0	1	2	1	0	7-8	23-17	11	6.47
Totals		359.0	398	281	258	222	363	82	3	44	36	3	48	31	4	295-281	23-17	11	6.47

AUBURN STARTING PITCHER BREAKDOWN

Starter	GS	Quality Starts	Run Support	RS/Start	Auburn Record
Vail	9	--	41	4.6	7-2
Crotchfelt	6	--	7	1.2	3-3
Herberholz	5	--	15	3.0	2-3
Copeland	4	--	9	2.3	2-2
Nelson	4	1	19	4.8	2-2
Allsup	3	--	2	0.7	2-1
Bauman	3	--	4	1.3	3-0
Cannon	2	--	13	6.5	1-1
Armstrong	1	--	3	3.0	0-1
Gonzalez	1	--	4	4.0	1-0
Murphy	1	--	6	6.0	0-1
Isbell	1	--	0	0.0	0-0-1
Sheehan	1	--	0	0.0	0-1

Auburn Overall Rankings

Category	Rank	No.
ERA	14th	6.47
Opp BA	14th	.282
Hits Allowed	14th	398
Walks	13th	222
Strikeouts	12th	363

Auburn SEC-Only Rankings

Category	Rank	No.
ERA	13th	7.85
Opp BA	14th	.301
Hits Allowed	13th	186
Walks	14th	126
Strikeouts	11th	152

AUBURN PITCHING BREAKDOWN

	W-L	ERA	IP	H	R	ER	BB	K	HR	AVG	W-L	ERA	IP	H	R	ER	BB	K	HR	AVG	
STARTERS	7-10	5.88	136.1	140	99	89	82	140	22	.264	HOME	18-8	6.51	242.0	275	189	175	140	242	32	.288
RELIEVERS	16-7	6.83	222.2	258	182	169	140	223	22	.293	ROAD	3-9	6.86	101.0	112	86	77	79	105	9	.284
TOTALS	23-17	6.47	359.0	398	281	258	222	363	44	.282	NEUT.	2-0	3.38	16.0	11	6	6	3	16	3	.183

AUBURN 2023 GAME-BY-GAME STARTING LINEUPS

DATE	OPP	1	2	3	4	5	6	7	8	9	SP
2/17	Indiana	Peirce	Foster	Irish	Kirby	LaRue	McMurray	Howell	Ware	Green	Allsup
2/18	Indiana	Peirce	Foster	Irish	Kirby	LaRue	Howell	Ware	Wortham	Green	Gonzalez
2/19	Indiana	Peirce	Foster	Irish	Kirby	McMurray	Howell	Ware	LaRue	Green	Nelson
2/21	vs. North Alabama	Peirce	Moss	Kirby	Irish	Ware	Dyal	Foster	Hill	Howell	Copeland
2/24	USC	Peirce	Moss	Kirby	Irish	Ware	Foster	Hill	LaRue	Howell	Allsup
2/25	USC	Peirce	Foster	Kirby	Irish	Ware	Howell	McMurray	LaRue	Moss	Herberholz
2/26	USC	Peirce	Foster	Kirby	Irish	Ware	Howell	McMurray	LaRue	Green	Isbell
3/1	Florida A&M	Hall	Foster	Kirby	Irish	Ware	Dyal	Howell	McMurray	Moss	Vail
3/3	Lipscomb	Howell	Foster	Kirby	Irish	Ware	Stanfield	McMurray	LaRue	Green	Bauman
3/4	Lipscomb	Howell	Foster	Kirby	Irish	Ware	Dyal	Stanfield	McMurray	Green	Herberholz
3/5	Lipscomb	Howell	Foster	Kirby	Irish	Ware	Stanfield	Hill	LaRue	Green	Crotchfelt
3/7	UAB	Howell	Foster	Kirby	Irish	Ware	Peirce	Stanfield	LaRue	Moss	Vail
3/8	at Jacksonville State	Bello	Foster	Kirby	Irish	Ware	Dyal	Stanfield	Wright	Green	Copeland
3/10	Southeastern	Howell	Foster	Kirby	Irish	Ware	Stanfield	Dyal	LaRue	Green	Bauman
3/11	Southeastern	Howell	Bello	Irish	Ware	Kirby	Stanfield	Moss	LaRue	Green	Crotchfelt
3/11	Southeastern	Howell	Stanfield	Irish	Ware	Kirby	Dyal	Miller	Hill	Green	Herberholz
3/14	Georgia Tech	Howell	Stanfield	Irish	Ware	Kirby	Miller	Green	Hall	LaRue	Vail
3/17	at Arkansas*	Howell	Foster	Irish	Ware	Kirby	Stanfield	Green	Hall	LaRue	Vail
3/18	at Arkansas*	Howell	Foster	Irish	Ware	Kirby	Dyal	Stanfield	Bello	Moss	Crotchfelt
3/19	at Arkansas*	Howell	Foster	Irish	Ware	Kirby	Stanfield	Miller	LaRue	Bello	Copeland
3/21	vs. South Alabama	Howell	Foster	Irish	Ware	Kirby	Stanfield	Miller	Wortham	Wright	Nelson
3/23	Georgia*	Howell	Foster	Ware	Irish	Kirby	Peirce	Stanfield	LaRue	Green	Vail
3/24	Georgia*	Howell	Foster	Ware	Irish	Kirby	Peirce	Stanfield	Wright	Green	Bauman
3/25	Georgia*	Howell	Foster	Ware	Irish	Kirby	Peirce	Stanfield	LaRue	Green	Crotchfelt
3/28	North Alabama	Foster	Peirce	Ware	Irish	Kirby	McMurray	Howell	Wright	Green	Nelson
3/31	at Florida*	Foster	Peirce	Irish	Ware	Kirby	McMurray	Howell	LaRue	Green	Cannon
4/1	at Florida*	Foster	Peirce	Irish	Ware	Kirby	McMurray	Howell	LaRue	Green	Armstrong
4/2	at Florida*	Foster	Peirce	Irish	Ware	Kirby	McMurray	Howell	LaRue	Green	Vail
4/4	at UAB	Foster	Peirce	Irish	Ware	McMurray	Kirby	Howell	LaRue	Green	Copeland
4/6	Texas A&M*	Foster	Peirce	Irish	Ware	McMurray	Kirby	Howell	LaRue	Green	Cannon
4/7	Texas A&M*	Foster	Peirce	Irish	Ware	McMurray	Howell	Stanfield	Wright	Green	Vail
4/7	Texas A&M*	Foster	Peirce	Irish	Ware	McMurray	Howell	Stanfield	Bello	Green	Sheehan
4/11	at Georgia Tech	Foster	Peirce	Irish	Ware	McMurray	Kirby	Howell	LaRue	Green	Allsup
4/14	at Alabama*	Foster	Peirce	Irish	Ware	McMurray	Howell	Stanfield	LaRue	Green	Vail
4/15	at Alabama*	Foster	Peirce	Irish	Ware	McMurray	Kirby	Howell	LaRue	Green	Nelson
4/16	at Alabama*	Foster	Peirce	Irish	Ware	McMurray	Howell	Stanfield	LaRue	Green	Herberholz
4/18	Samford	Foster	Peirce	Irish	Ware	McMurray	Kirby	Howell	LaRue	Green	Crotchfelt
4/21	Mississippi State	Stanfield	Foster	Peirce	Irish	Ware	McMurray	Howell	Green	LaRue	Vail
4/22	Mississippi State*	Stanfield	Foster	Peirce	Irish	Ware	McMurray	Howell	Green	LaRue	Herberholz
4/23	Mississippi State*	Stanfield	Foster	Peirce	Irish	Ware	McMurray	Howell	Green	LaRue	Crotchfelt
4/25	Troy	Foster	Peirce	Irish	Ware	McMurray	Howell	Kirby	Green	LaRue	Murphy
4/28	at South Carolina*										
4/29	at South Carolina*										
4/30	at South Carolina*										
5/5	LSU*										
5/6	LSU*										
5/7	LSU*										
5/9	vs. Samford										
5/11	at Ole Miss*										
5/12	at Ole Miss*										
5/13	at Ole Miss*										
5/16	Jacksonville State										
5/18	Missouri*										
5/19	Missouri*										
5/20	Missouri*										

* - SEC Game

AUBURN 2023 GAME-BY-GAME STARTERS

DATE	OPP	SP	C	1B	2B	3B	SS	LF	CF	RF	DH
2/17	Indiana	Allsup	LaRue	McMurray	Green	Ware	Foster	Peirce	Howell	Kirby	Irish
2/18	Indiana	Gonzalez	LaRue	Wortham	Green	Ware	Foster	Peirce	Howell	Kirby	Irish
2/19	Indiana	Nelson	LaRue	McMurray	Green	Ware	Foster	Peirce	Howell	Kirby	Irish
2/21	vs. North Alabama	Copeland	Dyal	Hill	Moss	Ware	Foster	Peirce	Howell	Kirby	Irish
2/24	USC	Allsup	LaRue	Hill	Moss	Ware	Foster	Peirce	Howell	Kirby	Irish
2/25	USC	Herberholz	LaRue	McMurray	Moss	Ware	Foster	Peirce	Howell	Kirby	Irish
2/26	USC	Isbell	LaRue	McMurray	Green	Ware	Foster	Peirce	Howell	Kirby	Irish
3/1	Florida A&M	Vail	Dyal	McMurray	Moss	Ware	Foster	Hall	Howell	Kirby	Irish
3/3	Lipscomb	Bauman	LaRue	McMurray	Green	Ware	Foster	Stanfield	Howell	Kirby	Irish
3/4	Lipscomb	Herberholz	Dyal	McMurray	Green	Ware	Foster	Stanfield	Howell	Kirby	Irish
3/5	Lipscomb	Crotchfelt	LaRue	Hill	Green	Ware	Foster	Stanfield	Howell	Kirby	Irish
3/7	UAB	Vail	LaRue	Irish	Moss	Ware	Foster	Stanfield	Howell	Kirby	Peirce
3/8	at Jacksonville State	Copeland	Wright	Irish	Green	Ware	Foster	Bello	Stanfield	Kirby	Dyal
3/10	Southeastern	Bauman	LaRue	Irish	Green	Ware	Foster	Stanfield	Howell	Kirby	Dyal
3/11	Southeastern	Crotchfelt	LaRue	Irish	Moss	Ware	Green	Stanfield	Howell	Kirby	Bello
3/11	Southeastern	Herberholz	Dyal	Irish	Ware	Miller	Green	Stanfield	Howell	Kirby	Hill
3/14	Georgia Tech	Vail	LaRue	Irish	Ware	Miller	Green	Stanfield	Howell	Hall	Kirby
3/17	at Arkansas*	Vail	LaRue	Irish	Green	Ware	Foster	Stanfield	Howell	Hall	Kirby
3/18	at Arkansas*	Crotchfelt	Dyal	Irish	Moss	Ware	Foster	Stanfield	Howell	Kirby	Bello
3/19	at Arkansas*	Copeland	LaRue	Irish	Ware	Miller	Foster	Stanfield	Howell	Kirby	Bello
3/21	vs. South Alabama	Nelson	Wright	Wortham	Ware	Miller	Foster	Stanfield	Howell	Kirby	Irish
3/23	Georgia*	Vail	LaRue	Irish	Green	Ware	Foster	Stanfield	Howell	Kirby	Peirce
3/24	Georgia*	Bauman	Wright	Irish	Green	Ware	Foster	Stanfield	Howell	Kirby	Peirce
3/25	Georgia*	Crotchfelt	LaRue	Irish	Green	Ware	Foster	Stanfield	Howell	Kirby	Peirce
3/28	North Alabama	Nelson	Wright	McMurray	Green	Ware	Foster	Peirce	Howell	Kirby	Irish
3/31	at Florida*	Cannon	LaRue	McMurray	Green	Ware	Foster	Peirce	Howell	Kirby	Irish
4/1	at Florida*	Armstrong	LaRue	McMurray	Green	Ware	Foster	Peirce	Howell	Kirby	Irish
4/2	at Florida*	Vail	LaRue	McMurray	Green	Ware	Foster	Peirce	Howell	Kirby	Irish
4/4	at UAB	Copeland	LaRue	McMurray	Green	Ware	Foster	Peirce	Howell	Kirby	Irish
4/6	Texas A&M*	Cannon	LaRue	McMurray	Green	Ware	Foster	Peirce	Howell	Kirby	Irish
4/7	Texas A&M*	Vail	Wright	McMurray	Green	Ware	Foster	Stanfield	Howell	Peirce	Irish
4/7	Texas A&M*	Sheehan	Irish	McMurray	Green	Ware	Foster	Stanfield	Howell	Peirce	Bello
4/11	at Georgia Tech	Allsup	LaRue	McMurray	Green	Ware	Foster	Peirce	Howell	Kirby	Irish
4/14	at Alabama*	Vail	LaRue	McMurray	Green	Ware	Foster	Stanfield	Howell	Peirce	Irish
4/15	at Alabama*	Nelson	LaRue	McMurray	Green	Ware	Foster	Peirce	Howell	Kirby	Irish
4/16	at Alabama*	Herberholz	LaRue	McMurray	Green	Ware	Foster	Stanfield	Howell	Peirce	Irish
4/18	Samford	Crotchfelt	LaRue	McMurray	Green	Ware	Foster	Peirce	Howell	Kirby	Irish
4/21	Mississippi State*	Vail	LaRue	McMurray	Green	Ware	Foster	Stanfield	Howell	Peirce	Irish
4/22	Mississippi State*	Herberholz	LaRue	McMurray	Green	Ware	Foster	Stanfield	Howell	Peirce	Irish
4/23	Mississippi State*	Crotchfelt	LaRue	McMurray	Green	Ware	Foster	Stanfield	Howell	Peirce	Irish
4/25	Troy	Murphy	LaRue	McMurray	Green	Ware	Foster	Peirce	Howell	Kirby	Irish
4/28	at South Carolina*										
4/29	at South Carolina*										
4/30	at South Carolina*										
5/5	LSU*										
5/6	LSU*										
5/7	LSU*										
5/9	vs. Samford										
5/11	at Ole Miss*										
5/12	at Ole Miss*										
5/13	at Ole Miss*										
5/16	Jacksonville State										
5/18	Missouri*										
5/19	Missouri*										
5/20	Missouri*										

* - SEC Game

OVERALL STATS



**2023 Auburn Baseball
Overall Statistics for Auburn (as of Apr 25, 2023)
(All games Sorted by Batting avg)**



Record: 23-17-1 Home: 18-8-1 Away: 3-9 Neutral: 2-0 SEC: 7-11

Player	avg	gp-gs	ab	r	h	2b	3b	hr	rbi	tb	slg%	bb	hp	so	gdp	ob%	sf	sh	sb-att	po	a	e	fld%	
18 Irish, Ike	.383	41-41	167	33	64	18	1	3	36	93	.557	20	3	32	7	.453	2	0	2-2	100	3	3	.972	
27 Peirce, Bobby	.369	29-28	111	30	41	6	2	3	20	60	.541	9	3	17	1	.421	3	0	1-1	52	6	3	.951	
8 Ware, Bryson	.346	41-41	156	42	54	9	1	16	48	113	.724	18	7	33	5	.427	4	3	4-6	26	63	7	.927	
7 Foster, Cole	.322	38-38	152	38	49	11	0	5	30	75	.493	23	3	34	3	.419	1	2	3-5	50	98	3	.980	
3 Stanfield, Chris	.311	33-23	90	16	28	4	2	2	16	42	.467	9	3	24	1	.392	0	2	3-3	46	3	1	.980	
26 McMurray, Cooper	.297	26-24	74	22	22	4	0	10	31	56	.757	27	4	31	0	.500	1	0	0-0	156	8	1	.994	
5 Howell, Kason	.265	40-40	155	32	41	19	1	4	25	74	.477	16	5	32	3	.348	2	1	4-4	101	1	0	1.000	
14 Kirby, Justin	.254	35-34	126	26	32	9	1	8	29	67	.532	27	3	42	0	.392	2	1	6-6	55	2	0	1.000	
1 Green, Caden	.235	36-33	102	20	24	4	0	2	13	34	.333	17	6	23	4	.370	2	3	2-3	51	75	3	.977	
24 LaRue, Nate	.144	32-30	90	8	13	1	0	1	7	17	.189	11	2	36	0	.250	1	1	4-5	252	18	2	.993	

11 Miller, Gavin	.273	14-4	22	3	6	2	0	0	2	8	.364	4	3	8	0	.448	0	0	0-0	4	12	2	.889	
2 Hall, Josh	.267	19-3	15	5	4	0	0	0	4	4	.267	3	0	6	0	.389	0	0	1-1	5	1	0	1.000	
6 Dyal, Ryan	.222	12-7	27	4	6	0	0	0	3	6	.222	3	2	6	0	.344	0	0	0-0	43	4	1	.979	
4 Wright, Carter	.200	17-5	25	3	5	0	0	0	6	5	.200	4	2	4	2	.344	1	0	0-0	61	12	0	1.000	
16 Hill, Cam	.200	10-4	15	1	3	0	0	0	2	3	.200	4	0	5	2	.368	0	0	0-0	19	0	0	1.000	
9 Moss, Brody	.167	10-7	18	4	3	0	0	0	4	3	.167	5	1	4	0	.360	1	0	0-0	8	10	1	.947	
31 Bello, Mike	.161	15-5	31	4	5	0	0	0	3	5	.161	2	0	8	0	.206	1	0	0-0	10	0	0	1.000	
10 Wortham, Brody	.118	12-2	17	4	2	0	0	0	2	2	.118	2	1	3	0	.250	0	0	0-0	29	2	1	.969	
Totals	.289	41	1393	295	402	87	8	54	281	667	.479	204	48	348	28	.393	21	13	30-36	1077	353	32	.978	
Opponents	.282	41	1410	281	398	82	3	44	261	618	.438	222	48	363	23	.394	15	13	31-40	1050	343	36	.975	

LOB - Team (334), Opp (350). DPs turned - Team (31), Opp (32). IBB - Team (6), Ware, B. 3, Irish, I. 1, Stanfield, C 1, Foster, C. 1, Opp (4). Picked off - LaRue, N. 1.

(All games Sorted by Earned run avg)

Player	era	w-l	app	gs	cg	sho	sv	ip	h	r	er	bb	so	2b	3b	hr	b/avg	wp	hp	bks	sfa	sha		
21 Vail, Tommy	3.83	3-1	11	9	0	0/0	0	42.1	24	19	18	28	51	5	0	3	.166	0	2	0	0	1		
33 Cannon, Will	4.64	2-1	15	2	0	0/0	4	33.0	39	19	17	21	31	12	0	3	.305	3	5	0	2	2		
29 Herberholz,Christia	4.95	0-3	14	5	0	0/0	0	36.1	42	23	20	16	31	11	0	4	.302	4	1	0	2	3		
41 Armstrong, John	5.40	6-2	19	1	0	0/0	2	33.1	35	24	20	14	32	4	0	5	.263	3	7	2	2	1		
77 Crotchfelt, Zach	6.09	0-2	12	6	0	0/0	0	34.0	36	29	23	23	35	5	1	5	.269	5	1	0	0	0		
25 Bauman, Tanner	6.35	3-1	14	3	0	0/0	0	34.0	33	25	24	23	31	6	1	4	.256	4	8	0	2	2		

45 Gonzalez, Joseph	0.00	1-0	1	1	0	0/0	0	5.0	2	0	0	0	1	1	0	0	.125	0	0	0	0	0		
23 Carlson, Parker	3.52	1-1	14	0	0	0/0	1	15.1	15	8	6	14	19	1	0	0	.250	1	2	0	1	0		
12 Nelson, Drew	6.58	2-3	13	4	1	0/0	0	26.0	19	20	19	19	25	9	0	2	.207	4	4	1	3	0		
43 Isbell, Chase	7.17	2-1	17	1	0	0/0	2	21.1	23	17	17	11	29	1	0	5	.277	1	3	0	0	1		
46 Allsup, Chase	8.49	0-0	14	3	0	0/0	2	23.1	36	23	22	20	28	6	1	5	.353	6	3	0	1	2		
54 Copeland, Konner	8.62	2-1	11	4	0	0/0	0	24.0	37	25	23	9	22	13	0	2	.359	0	3	0	1	0		
17 Horne, Trevor	8.68	0-0	8	0	0	0/0	0	9.1	10	9	9	6	9	0	0	1	.263	1	0	0	0	0		
22 Murphy, Hayden	11.57	1-0	10	1	0	0/0	0	16.1	31	21	21	8	9	6	0	5	.403	2	3	0	1	1		
20 Sheehan, Tommy	13.50	0-1	4	1	0	0/0	0	2.2	3	4	4	6	6	0	0	0	.273	1	3	0	0	0		
44 Kelson, Ryan	21.60	0-0	3	0	0	0/0	0	1.2	6	4	4	2	3	0	0	0	.600	0	0	0	0	0		
47 Keshock, Cameron	99.00	0-0	3	0	0	0/0	0	1.0	7	11	11	2	1	2	0	0	.700	1	3	0	0	0		
Totals	6.47	23-17	41	41	1	0/0	11	359.0	398	281	258	222	363	82	3	44	.282	36	48	3	15	13		
Opponents	7.12	17-23	41	41	0	1/1	10	350.0	402	295	277	204	348	87	8	54	.289	38	48	3	21	13		

PB - Team (10), LaRue, N. 7, Wright, C. 3, Opp (3). Pickoffs - Team (7), LaRue, N. 4, Crotchfelt,Z 1, Copeland, K. 1, Cannon, W. 1, Opp (1). SBA/ATT - LaRue, N. (21-27), Crotchfelt,Z (4-6), Irish, I. (5-5), Herberholz,C (2-5), Nelson, D. (5-5), Allsup, C. (2-3), Wright, C. (2-3), Dyal, R. (3-3), Carlson, P. (3-3), Cannon, W. (2-3), Horne, T. (3-3), Bauman, T. (3-3), Olson, R. (2-2), Vail, T. (1-2), Isbell, C. (2-2), Copeland, K. (0-1), Sheehan, T. (1-1), Murphy, H. (1-1).

SEC STATS



**2023 Auburn Baseball
Conference statistics for Auburn (as of Apr 23, 2023)
(SEC games only Sorted by Batting avg)**



Record: 7-11 Home: 5-4 Away: 2-7 SEC: 7-11

Player	avg	gp-gs	ab	r	h	2b	3b	hr	rbi	tb	slg%	bb	hp	so	gdp	ob%	sf	sh	sb-att	po	a	e	fld%	
26 McMurray, Cooper	.342	14-12	38	10	13	3	0	7	20	37	.974	13	2	17	0	.519	1	0	0-0	72	6	0	1.000	
8 Ware, Bryson	.292	18-18	72	19	21	2	0	7	20	44	.611	4	4	16	3	.363	0	1	1-2	13	26	5	.886	
27 Peirce, Bobby	.281	15-15	57	14	16	3	1	2	7	27	.474	8	2	13	1	.382	1	0	1-1	29	3	2	.941	
18 Irish, Ike	.257	18-18	70	10	18	4	0	2	10	28	.400	9	2	16	3	.354	1	0	1-1	60	1	3	.953	
5 Howell, Kason	.246	18-18	69	13	17	6	1	2	8	31	.449	6	2	14	3	.321	1	0	3-3	42	1	0	1.000	
3 Stanfield, Chris	.240	17-13	50	8	12	1	0	1	6	16	.320	6	0	17	0	.321	0	2	1-1	23	3	1	.963	
24 LaRue, Nate	.237	14-14	38	4	9	1	0	1	3	13	.342	4	2	13	0	.341	0	1	1-2	109	6	1	.991	
14 Kirby, Justin	.233	12-11	43	2	10	1	0	1	5	14	.326	5	1	20	0	.327	0	0	3-3	21	0	0	1.000	
7 Foster, Cole	.222	18-18	72	14	16	6	0	1	8	25	.347	10	2	20	1	.333	0	1	0-0	29	44	1	.986	
1 Green, Caden	.222	16-16	45	8	10	1	0	2	8	17	.378	8	2	11	2	.357	1	2	1-1	28	30	1	.983	

4 Wright, Carter	.286	6-2	7	1	2	0	0	0	3	2	.286	2	1	0	0	.455	1	0	0-0	22	5	0	1.000	
6 Dyal, Ryan	.143	4-1	7	0	1	0	0	0	0	1	.143	0	1	3	0	.250	0	0	0-0	12	0	0	1.000	
11 Miller, Gavin	.111	8-1	9	0	1	1	0	0	0	2	.222	0	2	4	0	.273	0	0	0-0	1	3	0	1.000	
31 Bello, Mike	.077	5-3	13	0	1	0	0	0	0	1	.077	0	0	4	0	.077	0	0	0-0	1	0	0	1.000	
2 Hall, Josh	.000	4-1	4	1	0	0	0	0	0	0	.000	0	0	1	0	.000	0	0	0-0	2	0	0	1.000	
10 Wortham, Brody	.000	2-0	2	0	0	0	0	0	0	0	.000	0	0	1	0	.000	0	0	0-0	0	1	0	1.000	
9 Moss, Brody	.000	2-1	2	0	0	0	0	0	0	0	.000	0	0	1	0	.000	0	0	0-0	2	0	0	1.000	
16 Hill, Cam	.000	1-0	1	0	0	0	0	0	0	0	.000	0	0	1	0	.000	0	0	0-0	0	0	0	.000	
Totals	.245	18	599	104	147	29	2	26	98	258	.431	75	23	172	13	.349	6	7	12-14	468	142	16	.974	
Opponents	.301	18	618	151	186	37	2	21	140	290	.469	126	26	152	15	.435	7	6	12-18	477	148	10	.984	

LOB - Team (129), Opp (164). DPs turned - Team (18), Opp (16). IBB - Team (2), Irish, I. 1, Stanfield, C 1, Opp (1). Picked off - LaRue, N. 1.

(SEC games only Sorted by Earned run avg)

Player	era	w-l	app	gs	cg	sho	sv	ip	h	r	er	bb	so	2b	3b	hr	b/avg	wp	hp	bks	sfa	sha		
29 Herberholz, Christia	2.66	0-1	7	2	0	0/0	1	20.1	17	7	6	9	17	3	0	1	.243	0	1	0	0	2		
33 Cannon, Will	4.19	1-0	7	2	0	0/0	1	19.1	22	9	9	12	15	7	0	1	.301	2	3	0	1	1		
21 Vail, Tommy	5.46	1-1	6	6	0	0/0	0	28.0	22	18	17	22	33	4	0	3	.220	0	2	0	0	1		
41 Armstrong, John	7.43	2-2	7	1	0	0/0	0	13.1	23	15	11	7	11	3	0	2	.377	1	4	2	2	0		
77 Crotchfelt, Zach	8.10	0-2	7	3	0	0/0	0	16.2	23	21	15	12	16	3	1	4	.319	1	1	0	0	0		
25 Bauman, Tanner	9.50	2-1	8	1	0	0/0	0	18.0	17	19	19	16	15	3	0	3	.254	4	5	0	1	0		

23 Carlson, Parker	3.38	0-0	5	0	0	0/0	1	5.1	6	2	2	6	4	0	0	0	.286	0	0	0	0	0		
54 Copeland, Konner	8.31	1-1	4	1	0	0/0	0	8.2	13	10	8	2	6	4	0	1	.342	0	2	0	0	0		
12 Nelson, Drew	9.39	0-2	6	1	0	0/0	0	7.2	5	8	8	12	11	4	0	1	.200	1	1	0	2	0		
46 Allsup, Chase	9.53	0-0	6	0	0	0/0	0	5.2	10	7	6	9	8	1	1	1	.357	3	1	0	0	1		
43 Isbell, Chase	10.50	0-0	8	0	0	0/0	1	6.0	7	7	7	5	7	1	0	2	.304	1	2	0	0	1		
22 Murphy, Hayden	19.29	0-0	3	0	0	0/0	0	4.2	11	10	10	4	5	3	0	2	.478	2	0	0	1	0		
20 Sheehan, Tommy	36.00	0-1	2	1	0	0/0	0	1.0	2	4	4	4	2	0	0	0	.400	1	2	0	0	0		
17 Horne, Trevor	47.25	0-0	2	0	0	0/0	0	1.1	4	7	7	5	2	0	0	0	.500	0	0	0	0	0		
47 Keshock, Cameron	99.00	0-0	1	0	0	0/0	0	0.0	4	7	7	1	0	1	0	0	1.000	1	2	0	0	0		
Totals	7.85	7-11	18	18	0	0/0	3	156.0	186	151	136	126	152	37	2	21	.301	17	26	2	7	6		
Opponents	5.60	11-7	18	18	0	1/1	7	159.0	147	104	99	75	172	29	2	26	.245	16	23	0	6	7		

PB - Team (5), LaRue, N. 4, Wright, C. 1, Opp (1). Pickoffs - Team (3), LaRue, N. 2, Cannon, W. 1, Opp (1). SBA/ATT - LaRue, N. (7-11), Irish, I. (5-5), Herberholz, C (1-4), Crotchfelt, Z (3-4), Nelson, D. (3-3), Horne, T. (2-2), Bauman, T. (2-2), Wright, C. (0-1), Carlson, P. (1-1), Vail, T. (0-1), Cannon, W. (0-1).

GAME SUMMARY



**2023 Auburn Baseball
Games Summary for Auburn (as of Apr 25, 2023)
(All games)**



Score by innings	1	2	3	4	5	6	7	8	9	EX	Total
Auburn	47	26	44	34	29	39	22	25	27	2	295
Opponents	39	27	32	32	25	35	22	44	21	4	281

Record when ...

Overall	23-17-1	After 6 leading	17-2-1
Conference	7-11 trailing	5-13
Non-Conference	16-6-1 tied	1-2
Home games	18-8-1	After 7 leading	14-1
Away games	3-9 trailing	4-15
Neutral site	2-0 tied	2-1-1
Day games	7-11-1	After 8 leading	16-0
Night games	16-6 trailing	1-15
vs Left starter	5-4 tied	2-1-1
vs Right starter	18-13-1		
1-Run games	8-4	Hit 0 home runs	2-6
2-Run games	1-1	... 1 home run	10-8
5+Run games	8-10	... 2+ home runs	11-3-1
Extra innings	2-1		
Shutouts	0-1	Opponent 0 home runs	13-5
	 1 home run	6-6
	 2+ HRs	4-6-1
Scoring 0-2 runs	1-5		
..... 3-5 runs	3-5		
..... 6-9 runs	9-6	Made 0 errors	13-6
..... 10+ runs	10-1-1 1 error	7-7-1
	 2+ errors	3-4
Opponent 0-2 runs	7-0		
..... 3-5 runs	9-2	Opp. made 0 errors	8-10
..... 6-9 runs	4-8 1 error	8-5
..... 10+ runs	3-7-1 2+ errors	7-2-1
Scored in 1st inning	8-4-1	Out-hit opponent	16-4
Opp. scored in 1st	5-10-1	Out-hit by opponent	4-13
Scores first	13-6	Hits are tied	3-0-1
Opp. scores first	10-11-1		

Record when team scores:

Runs	0	1	2	3	4	5	6	7	8	9	10+
W-L	0-1	0-1	1-3	0-2	2-0	1-3	4-1	3-3	2-2	0-0	10-1

Record when opponent scores:

Runs	0	1	2	3	4	5	6	7	8	9	10+
W-L	0-0	7-0	0-0	6-0	2-1	1-1	2-2	0-1	1-3	1-2	3-7

Record when leading after:

Inn.	1	2	3	4	5	6	7	8
W-L	8-1	9-3	12-5	14-6	15-5	17-2	14-1	16-0

Record when trailing after:

Inn.	1	2	3	4	5	6	7	8
W-L	4-9	5-11	5-11	6-10	6-11	5-13	4-15	1-15

Record when tied after:

Inn.	1	2	3	4	5	6	7	8
W-L	11-7	9-3	6-1	3-1	2-1	1-2	2-1	2-1

Current losing streak: 1
 Longest winning streak: 10
 Longest losing streak: 4

Home attendance : 97180 (27 dates avg = 3599)
 Away attendance : 80183 (14 dates avg = 5727)
 Total attendance: 177363 (41 dates avg = 4325)

CAREER vs. SOUTH CAROLINA



**Individual Career History
vs South Carolina**



Allsup, Chase

Year	avg	gp-gs	ab	r	h	2b	3b	hr	rbi	tb	slg%	bb	hbp	so	gdp	ob%	sf	sh	sb-att	po	a	e	fld%
2022	0.00	0-0	1	0	0	0/0	0	0.2	0	0	0	0	0	0	0	0	0	1	.000	0	0	0	0
TOTAL	0.00	0-0	1	0	0	0/0	0	0.2	0	0	0	0	0	0	0	0	0	1	.000	0	0	0	0

Bello, Mike

Year	avg	gp-gs	ab	r	h	2b	3b	hr	rbi	tb	slg%	bb	hbp	so	gdp	ob%	sf	sh	sb-att	po	a	e	fld%
2022	.333	2-1	3	0	1	0	0	0	0	1	.333	0	0	1	0	.333	0	0	0-0	2	0	0	1.000
TOTAL	.333	2-1	3	0	1	0	0	0	0	1	.333	0	0	1	0	.333	0	0	0-0	2	0	0	1.000

Foster, Cole

Year	avg	gp-gs	ab	r	h	2b	3b	hr	rbi	tb	slg%	bb	hbp	so	gdp	ob%	sf	sh	sb-att	po	a	e	fld%
2022	.250	3-3	8	4	2	0	0	1	1	5	.625	3	0	3	0	.455	0	0	0-0	7	12	0	1.000
TOTAL	.250	3-3	8	4	2	0	0	1	1	5	.625	3	0	3	0	.455	0	0	0-0	7	12	0	1.000

Gonzalez, Joseph

Year	avg	gp-gs	ab	r	h	2b	3b	hr	rbi	tb	slg%	bb	hbp	so	gdp	ob%	sf	sh	sb-att	po	a	e	fld%
2022	.000	0-0	0	0	0	0	0	0	0	0	.000	0	0	0	0	.000	0	0	0-0	0	1	0	1.000
TOTAL	.000	0-0	0	0	0	0	0	0	0	0	.000	0	0	0	0	.000	0	0	0-0	0	1	0	1.000

Year	era	w-l	app	qs	cq	sho	sv	ip	h	r	er	bb	so	2b	3b	hr	bf	bavg	wp	hbp	bk	sfa	sha
2022	0.00	1-0	1	1	0	0/1	0	7.0	7	0	0	0	4	0	0	0	27	.259	0	0	0	0	0
TOTAL	0.00	1-0	1	1	0	0/1	0	7.0	7	0	0	0	4	0	0	0	27	.259	0	0	0	0	0

Hill, Cam

Year	avg	gp-gs	ab	r	h	2b	3b	hr	rbi	tb	slg%	bb	hbp	so	gdp	ob%	sf	sh	sb-att	po	a	e	fld%
2022	.250	2-2	8	1	2	1	0	0	0	3	.375	0	0	2	0	.250	0	0	0-0	0	0	0	.000
TOTAL	.250	2-2	8	1	2	1	0	0	0	3	.375	0	0	2	0	.250	0	0	0-0	0	0	0	.000

Howell, Kason

Year	avg	gp-gs	ab	r	h	2b	3b	hr	rbi	tb	slg%	bb	hbp	so	gdp	ob%	sf	sh	sb-att	po	a	e	fld%
2019	.462	3-3	13	1	6	1	0	0	2	7	.538	0	0	0	1	.462	0	0	2-2	8	0	0	1.000
2022	.100	3-3	10	1	1	0	0	0	0	1	.100	2	1	3	0	.308	0	0	1-1	5	0	0	1.000
TOTAL	.304	6-6	23	2	7	1	0	0	2	8	.348	2	1	3	1	.385	0	0	3-3	13	0	0	1.000

LaRue, Nate

Year	avg	gp-gs	ab	r	h	2b	3b	hr	rbi	tb	slg%	bb	hbp	so	gdp	ob%	sf	sh	sb-att	po	a	e	fld%
2022	.500	3-3	8	2	4	1	0	1	5	8	1.000	1	0	2	0	.500	1	0	1-1	27	3	0	1.000
TOTAL	.500	3-3	8	2	4	1	0	1	5	8	1.000	1	0	2	0	.500	1	0	1-1	27	3	0	1.000

Peirce, Bobby

Year	avg	gp-gs	ab	r	h	2b	3b	hr	rbi	tb	slg%	bb	hbp	so	gdp	ob%	sf	sh	sb-att	po	a	e	fld%
2022	.222	2-2	9	1	2	0	0	1	2	5	.556	0	0	2	1	.222	0	0	0-0	3	0	0	1.000
TOTAL	.222	2-2	9	1	2	0	0	1	2	5	.556	0	0	2	1	.222	0	0	0-0	3	0	0	1.000

CAREER vs. SOUTH CAROLINA



**Individual Career History
vs South Carolina**

Sheehan, Tommy

Year	avg	gp-gs	ab	r	h	2b	3b	hr	rbi	tb	slg%	bb	hbp	so	qdp	ob%	sf	sh	sb-att	po	a	e	fld%
2022	18.00	0-0	1	0	0	0/0	0	1.0	2	3	2	1	2	1	0	0	6	.400	0	0	0	0	0
TOTAL	18.00	0-0	1	0	0	0/0	0	1.0	2	3	2	1	2	1	0	0	6	.400	0	0	0	0	0


Ware, Bryson

Year	era	w-l	app	qs	cq	sho	sv	ip	h	r	er	bb	so	2b	3b	hr	bf	bavg	wp	hbp	bk	sfa	sha
2022	.000	3-1	4	0	0	0	0	0	0	0	.000	0	0	2	0	.000	0	0	0-0	1	0	0	1.000
TOTAL	.000	3-1	4	0	0	0	0	0	0	0	.000	0	0	2	0	.000	0	0	0-0	1	0	0	1.000

TV/RADIO ROSTER



1 CADEN GREEN



2 JOSH HALL




3 CHRIS STANFIELD



4 CARTER WRIGHT



5 KASON HOWELL



6 RYAN DYAL



7 COLE FOSTER



8 BRYSON WARE



9 BRODY MOSS



10 BRODY WORTHAM



11 GAVIN MILLER



12 DREW NELSON




14 JUSTIN KIRBY



16 CAM HILL



17 TREVOR HORNE



18 IKE IRISH



20 TOMMY SHEEHAN



21 TOMMY VAIL



22 HAYDEN MURPHY



23 PARKER CARLSON



24 NATE LARUE



25 TANNER BAUMAN



26 COOPER MCMURRAY



27 BOBBY PEIRCE




28 ELLIOT BRAY



29 CHRISTIAN HERBERHOLZ



31 MIKE BELLO



33 WILL CANNON




41 JOHN ARMSTRONG



43 CHASE ISBELL




44 RYAN OLSON



45 JOSEPH GONZALEZ



46 CHASE ALLSUP




47 CAMERON KESHOCK



51 TY MAULDIN



54 KONNER COPELAND



77 ZACH CROTCHFELT



30 BUTCH THOMPSON



36 KARL NONEMAKER



39 GABE GROSS



40 DARON SCHOENROCK