

# Ole Miss

## BASKETBALL



2020-21 GAME NOTES | MBB Contact: Adam Kuffner | kuffner@olemiss.edu | Cell: 662-816-0497 | Office: 662-915-7031

OleMissSports.com | OleMissGameday.com | @OleMissMBB | OleMissMBB | OleMissMBB

### 2020-21 SCHEDULE

Date	Opponent [TV]	Time/Result
11/25	CENTRAL ARKANSAS^ [SECN+]	Postponed
11/26	JACKSON STATE^ [SEC Network]	Postponed
11/27	ARKANSAS STATE^ [SEC Network]	Canceled
12/5	MEMPHIS	Canceled
12/10	JACKSON STATE (SEC Network)	W, 80-45
12/12	UNCW (SECN Alternate)	W, 78-58
12/14	CENTRAL ARKANSAS (SEC Network)	W, 68-54
12/16	at Middle Tennessee (CBS Sport Net.)	W, 70-51
12/19	at Dayton (NBCSN)	L, 62-65
12/22	UT MARTIN [SECN+]	W, 90-43
12/29	at Alabama* (SEC Network)	L, 62-84
1/2	WICHITA STATE [ESPNU]	L, 79-83
1/6	AUBURN* (SEC Network)	8 p.m.
1/9	SOUTH CAROLINA* (SEC Network)	5 p.m.
1/12	at Florida* (SEC Network)	6 p.m.
1/16	GEORGIA* (ESPN2)	11 a.m.
1/19	at MSU* (SEC Network)	8 p.m.
1/23	TEXAS A&M* (SEC Network)	2:30 p.m.
1/27	at Arkansas* (SEC Network)	7:30 p.m.
1/30	at Georgia* (SEC Network)	5 p.m.
2/2	TENNESSEE* (ESPN/ESPN2/ESPNU)	6 p.m.
2/6	at Auburn* (ESPN2)	3 p.m.
2/10	MISSOURI* (SEC Network)	8 p.m.
2/13	at South Carolina* (SEC Network)	5 p.m.
2/17	LSU* (ESPN2/ESPNU)	8 p.m.
2/20	MSU* (SEC Network)	5 p.m.
2/23	at Missouri* (SEC Network)	8 p.m.
2/27	at Vanderbilt* (SEC Network)	2:30 p.m.
3/2	KENTUCKY* (ESPN/ESPN2)	8 p.m.
3/10-14	SEC Tournament&	TBA

#### HOME GAME

\* SEC Game | Ranking: AP/USA TODAY Coaches | All Times CT  
 ^ Justin Reed Ole Miss Classic  
 & SEC Tournament (Nashville, Tenn.)



Auburn  
**TIGERS**  
 (6-4, 0-2 SEC)

**Head Coach:** Bruce Pearl  
**Career:** 593-227/26th  
**At AU:** 131-82/7th

#### GAME 9

**Date:** Wednesday, Jan. 6, 2021  
**Time:** 8 p.m. CT  
**Location:** Oxford, Miss.  
**Arena:** The Pavilion at Ole Miss (9,500)  
**Television:** SEC Network  
 Roy Philpott, play-by-play  
 Mark Wise, analyst  
**Radio:** Ole Miss Sports Network  
 Eli Savoie, play-by-play  
 Marc Dukes, analyst  
**Live Video:** ESPN.com/ESPN app  
**Live Audio:** OleMissSports.com/TuneIn app  
**Series:** Auburn leads 77-62  
**Last Meeting:** Feb. 25, 2020  
 #15 Auburn won 67-58  
 Auburn, Ala.



Ole Miss  
**REBELS**  
 (5-3, 0-1 SEC)

**Head Coach:** Kermit Davis  
**Career:** 509-296/26th  
**At OM:** 40-33/3rd

#### TIPOFF TIDBITS

- Ole Miss has won 12 of the last 16 matchups versus Auburn; the Rebels won 10 straight from 2012-17.
- The last time the Rebels faced the Tigers in The Pavilion, **Devontae Shuler** scored a team-high 26 points (Jan. 28, 2020) in a double OT thriller; it was the first double overtime game in the history of The Pavilion.
- The Rebels are in the midst of a three-game homestand and have a 4-1 record in The Pavilion this season.
- Ole Miss is the only SEC team to play at least three road games this season.
- The Rebels have outscored opponents by an average of 79.0-56.6 at home (+22.4 scoring margin).
- Ole Miss ranks 12th in the country in turnover forced per game (19.3); the Rebels have forced at least 15 turnovers in all eight games this season.
- **Luis Rodriguez** leads the SEC with a 3.1 assist/turnover ratio, ranking 31st nationally.
- **Luis Rodriguez** and **Devontae Shuler** are the only two players in the SEC to rank top 10 in the conference in both steals and assist/turnover ratio.
- **Devontae Shuler** has 158 career steals to rank sixth in program history, just one away from tying Gerald Glass to crack the top five.
- **KJ Buffen** has scored in double figures in each of the past five contests, the longest active streak on the team; Buffen is averaging 14.4 ppg over the stretch following a season-high 18 points against Wichita State on Saturday.
- **Devontae Shuler** (1,024) is 13 points away from passing Todd Abernethy (1,036) for 40th on the Ole Miss all-time scoring list; Abernethy was an assistant coach at Ole Miss when Shuler was a freshman.
- **Romello White** nearly averaged a double-double over last week's games (15.5 ppg, 9.0 rpg).
- **Devontae Shuler** made a career-high six three-pointers against Wichita State, the most threes by a Rebel since Breein Tyree made eight against Middle Tennessee last season (Dec. 14, 2019).
- Ole Miss has led at the half in seven of its eight games this season.
- Over their five victories, the Rebels are outscoring opponents in the paint by an average of 39.6-16.4.
- Dating back to the 2019-20 season, 17 of the Rebels' last 20 wins have been by double digits.

#### OLE MISS STYLE GUIDE

##### NAME

Ole Miss (preferred)  
 University of Mississippi  
~~Mississippi~~

##### NICKNAME



Rebels



##### MASCOT



TONY

#### PROJECTED OLE MISS STARTERS

	PTS	REB	AST	STL	FG%	FT%
 <b>G   2   DEVONTAE SHULER</b> 6-2   185   Sr.   Irmo, S.C.	14.6	2.1	3.4	2.0	39.4	84.0
 <b>G   24   JARKEL JOINER</b> 6-1   180   Jr.   Oxford, Miss.	8.8	2.0	1.0	0.5	39.7	85.7
 <b>G/F   15   LUIS RODRIGUEZ</b> 6-6   210   So.   Los Angeles, Calif.	8.6	7.8	3.1	2.1	41.7	52.2
 <b>F   5   KJ BUFFEN</b> 6-7   230   Jr.   Gainesville, Ga.	11.4	5.0	1.3	0.6	59.3	72.0
 <b>F   0   ROMELLO WHITE</b> 6-8   235   Gr.   Atlanta, Ga.	12.5	7.3	0.5	1.5	69.1	63.2

0		<b>ROMELLO WHITE</b> 6-8   235   Gr.   Atlanta, Ga.   Major: Master of Arts	<b>PTS</b>	<b>REB</b>	<b>STL</b>	<b>BLK</b>	<b>FG%</b>	<b>FT%</b>	<b>LAST GAME:</b> Scored 11 points with a team-high seven rebounds <b>NOTES:</b> Ranks fifth in the SEC in blocks ... Has two 20-point games this season, five for his career ... 1,027 career points ... Had a double-double at Alabama (20 points, 11 rebounds), Dec. 29 ... 17 career double-doubles (1 at Ole Miss, 16 at Arizona State)
F			12.5	7.3	0.5	1.5	69.1	63.2	
1		<b>AUSTIN CROWLEY</b> 6-5   195   So.   West Point, Miss.   Major: Sports and Rec. Admin.	<b>PTS</b>	<b>REB</b>	<b>AST</b>	<b>STL</b>	<b>FG%</b>	<b>FT%</b>	<b>LAST GAME:</b> Recorded three assists and two rebounds in 12 minutes off the bench <b>NOTES:</b> Scored a career-high 11 points vs. UT Martin ... One of only three Rebels to play in all 32 games last season ... Averaged 16.6 minutes per game to lead the bench in playing time as a freshman ... Rated a four-star recruit by 247Sports, ESPN
G			3.4	1.5	1.4	0.4	35.5	50.0	
2		<b>DEVONTAE SHULER</b> 6-2   185   Sr.   Irmo, S.C.   Major: Multi-Disciplinary Studies	<b>PTS</b>	<b>REB</b>	<b>AST</b>	<b>STL</b>	<b>FG%</b>	<b>FT%</b>	<b>LAST GAME:</b> Scored 20 points, while making a career-high six three-pointers <b>NOTES:</b> Fourth in the SEC in steals ... Leads team in scoring, assists, 3FG% and FT% ... Three 20-point games this season ... 158 career steals (6th in school history) ... Preseason Second Team All-SEC ... Nine career 20-point games ... 1,024 career points
G			14.6	2.1	3.4	2.0	39.4	84.0	
3		<b>KHADIM SY</b> 6-10   238   Sr.   Dakar, Senegal   Major: Multi-Disciplinary Studies	<b>PTS</b>	<b>REB</b>	<b>STL</b>	<b>BLK</b>	<b>FG%</b>	<b>FT%</b>	<b>LAST GAME:</b> Pulled down two rebounds in eight minutes off the bench <b>NOTES:</b> Scored 11 points in the season-opening win over Jackson State ... Ranked second on the team in blocks (25) and rebounds (5.5 per game) a season ago ... Averaged 9.0 ppg last year ... Scored a career-high 20 points vs. SLU last season
F			3.3	1.8	0.5	0.0	60.0	--	
4		<b>ANTAVION COLLUM</b> 6-7   224   So.   Memphis, Tenn.   Major: General Business	<b>PTS</b>	<b>REB</b>	<b>AST</b>	<b>STL</b>	<b>FG%</b>	<b>FT%</b>	<b>LAST GAME:</b> Did not play vs. Wichita State <b>NOTES:</b> Has played in six games ... Changed his number after wearing No. 14 as a freshman ... Played in 22 games last season, averaging 10.2 mpg ... Scored a team-high seven points in the NIT Tip-Off championship game vs. Oklahoma State
F			1.0	1.2	0.7	0.3	50.0	0.0	
5		<b>KJ BUFFEN</b> 6-7   230   Jr.   Gainesville, Ga.   Major: Multi-Disciplinary Studies	<b>PTS</b>	<b>REB</b>	<b>STL</b>	<b>BLK</b>	<b>FG%</b>	<b>FT%</b>	<b>LAST GAME:</b> Scored a season-high 18 points with six rebounds and two steals <b>NOTES:</b> Averaging 14.4 ppg over the past five games ... Led team in blocks and rebounding (17th in the SEC) last year ... One of two Rebels to start all 32 games a season ago ... Two career double-doubles ... Scored a career-high 23 points vs. Norfolk St. (Nov. 12, 2019)
F			11.4	5.0	1.3	0.6	59.3	72.0	
11		<b>MATTHEW MURRELL</b> 6-4   200   Fr.   Memphis, Tenn.   Major: Exercise Science	<b>PTS</b>	<b>REB</b>	<b>AST</b>	<b>STL</b>	<b>FG%</b>	<b>FT%</b>	<b>LAST GAME:</b> Scored seven points in 14 minutes off the bench <b>NOTES:</b> Leads bench in playing time (17.1 mpg) ... Averaging 9.0 ppg over the past three contests ... Scored a career-high 13 points vs. UT Martin (Dec. 22) ... Highest ranked recruit in Ole Miss history (No. 39 by ESPN and 247Sports Composite)
G			5.1	1.6	0.4	0.0	35.0	77.8	
12		<b>SHON ROBINSON</b> 6-11   220   R-Fr.   Chicago, Ill.   Major: Multi-Disciplinary Studies	<b>PTS</b>	<b>REB</b>	<b>AST</b>	<b>BLK</b>	<b>FG%</b>	<b>FT%</b>	<b>LAST GAME:</b> Did not play vs. Wichita State <b>NOTES:</b> Redshirted last season ... Ranked as a four-star prospect and No. 85 nationally in the 2020 class by ESPN, but reclassified and became part of the 2019 class ... Averaged a double-double with 22 ppg and 12 rpg his final year
F			2.6	0.8	0.0	0.2	30.0	66.7	
14		<b>DIMENCIO VAUGHN</b> 6-5   215   Gr.   New York, N.Y.   Major: Master of Arts	<b>PTS</b>	<b>REB</b>	<b>AST</b>	<b>STL</b>	<b>FG%</b>	<b>FT%</b>	<b>LAST GAME:</b> Played three minutes off the bench <b>NOTES:</b> Has played in all eight games this season ... Two-time First Team All-MAAC at Rider, scoring 1,239 (13.0 ppg) over three seasons ... Has nine double-doubles over his career ... Led Rider in scoring (14.8 ppg) last season ... Second in MAAC with 1.8 spg
G/F			1.0	1.8	0.4	0.1	25.0	33.3	
15		<b>LUIS RODRIGUEZ</b> 6-6   210   So.   Los Angeles, Calif.   Major: Sports and Rec. Admin.	<b>PTS</b>	<b>REB</b>	<b>AST</b>	<b>STL</b>	<b>FG%</b>	<b>FT%</b>	<b>LAST GAME:</b> Scored 13 points with four assists and a career-high four steals <b>NOTES:</b> Leads the SEC with a 3.1 assist/turnover ratio, third in steals ... Team leader in rebounds ... 14 rebounds at Dayton were the most by a Rebel since 2017... First career double-double vs. UNCW with a career-high 14 points and 12 rebounds
G/F			8.6	7.8	3.1	2.1	41.7	52.2	
21		<b>ROBERT ALLEN</b> 6-8   230   Jr.   Orlando, Fla.   Major: Multi-Disciplinary Studies	<b>PTS</b>	<b>REB</b>	<b>STL</b>	<b>BLK</b>	<b>FG%</b>	<b>FT%</b>	<b>LAST GAME:</b> Went 2 for 2 at the line, while adding two assists and one rebound <b>NOTES:</b> Team-best 3.73 GPA ... Averaging 14.0 mpg ... Scored 12 points with six rebounds in the win over Central Arkansas (Dec. 14) ... Averaged 12.0 ppg and 7.7 rebounds per game to go along with 11 double-doubles over two seasons for Samford
F			3.6	2.9	0.5	0.4	47.8	60.0	
23		<b>SAMMY HUNTER</b> 6-9   225   So.   Nassau, Bahamas   Major: Sports and Rec. Admin.	<b>PTS</b>	<b>REB</b>	<b>AST</b>	<b>BLK</b>	<b>FG%</b>	<b>FT%</b>	<b>LAST GAME:</b> Did not play vs. Wichita State <b>NOTES:</b> Played in 27 games, averaging 12.1 minutes per game as a freshman ... Scored a career-high eight points vs. Western Michigan last year ... No. 184 prospect according to 247Sports ... Averaged 27.0 ppg and 8.0 rpg as a senior
F			1.6	0.9	0.1	0.1	33.3	50.0	
24		<b>JARKEL JOINER</b> 6-1   180   Jr.   Oxford, Miss.   Major: Multi-Disciplinary Studies	<b>PTS</b>	<b>REB</b>	<b>AST</b>	<b>STL</b>	<b>FG%</b>	<b>FT%</b>	<b>LAST GAME:</b> Recorded eight points with two rebounds in 25 minutes <b>NOTES:</b> Averaging 11.2 ppg over the last five contests ... Sat out last season, transferring from CSU Bakersfield ... First Team All-WAC in 2018-19, leading the WAC in scoring (18.6 ppg) ... His 532 points as a sophomore set a CSUB single season record
G			8.8	2.0	1.0	0.5	39.7	85.7	
33		<b>JOHN MCBRIDE</b> 6-7   214   So.   Memphis, Tenn.   Major: Accountancy	<b>PTS</b>	<b>REB</b>	<b>AST</b>	<b>BLK</b>	<b>FG%</b>	<b>FT%</b>	<b>LAST GAME:</b> Did not play vs. Wichita State <b>NOTES:</b> Has played in two games this season ... Scored one point in the season opener versus Jackson State ... 2020 SEC Winter Academic Honor Roll ... Played in nine games off the bench last season, scoring three points ... Walk-on
G			0.5	0.5	0.0	0.0	0.0	50.0	

**CAREER RECORD AS A HEAD COACH (ALL DIVISIONS):**

509-296 (.632 pct. / 26 seasons)

**CAREER RECORD AS A HEAD COACH (DIVISION I):**

443-271 (.620 pct. / 23 seasons)

**COACHING HONORS**

- 1989 Big Sky Coach of the Year (league)
- 1990 Big Sky Coach of the Year (league)
- 2003 Sun Belt Coach of the Year (league)
- 2008 Sun Belt Coach of the Year (CollegelInsider.com)
- 2010 Sun Belt Coach of the Year (CollegelInsider.com)
- 2012 Sun Belt Coach of the Year (league, CollegelInsider.com)
- 2012 NABC District 24 Coach of the Year
- 2013 Sun Belt Coach of the Year (league, CollegelInsider.com)
- 2016 Daily News Journal Sportsperson of the Year
- 2017 Conference USA Coach of the Year (league)
- 2017 NABC District 11 Coach of the Year
- 2017 TSWA Coach of the Year
- 2019 Jim Phelan Award Finalist (CollegelInsider.com)
- 2019 SEC Coach of the Year (league, AP)

**COACHING CAREER**

Season	School	Position	Record/Postseason
1984-85	Southwest Mississippi CC	Head Coach	17-9
1985-86	Southwest Mississippi CC	Head Coach	22-11
1986-87	Idaho	Assistant Coach	16-14
1987-88	Idaho	Assistant Coach	19-11
1988-89	Idaho	Head Coach	25-6/NCAA First Round
1989-90	Idaho	Head Coach	25-6/NCAA First Round
1990-91	Texas A&M	Head Coach	8-21
1991-92	Chipola	Associate Head Coach	
1992-93	Chipola	Associate Head Coach	
1993-94	Chipola	Head Coach	27-5/State Semifinals
1994-95	Utah State	Associate Head Coach	21-8/NIT
1995-96	Utah State	Associate Head Coach	18-15
1996-97	Idaho	Head Coach	13-17
1997-98	LSU	Associate Head Coach	9-18
1998-99	LSU	Associate Head Coach	12-15
1999-2000	LSU	Associate Head Coach	28-6/NCAA Sweet Sixteen
2000-01	LSU	Associate Head Coach	13-16
2001-02	LSU	Associate Head Coach	19-15/NIT Second Round
2002-03	Middle Tennessee	Head Coach	16-14
2003-04	Middle Tennessee	Head Coach	17-12
2004-05	Middle Tennessee	Head Coach	19-12
2005-06	Middle Tennessee	Head Coach	16-12
2006-07	Middle Tennessee	Head Coach	15-17
2007-08	Middle Tennessee	Head Coach	17-15
2008-09	Middle Tennessee	Head Coach	18-14
2009-10	Middle Tennessee	Head Coach	19-14/CIT First Round
2010-11	Middle Tennessee	Head Coach	16-16
2011-12	Middle Tennessee	Head Coach	27-7/NIT Quarterfinals
2012-13	Middle Tennessee	Head Coach	28-6/NCAA First Four
2013-14	Middle Tennessee	Head Coach	24-9
2014-15	Middle Tennessee	Head Coach	19-17/CIT First Round
2015-16	Middle Tennessee	Head Coach	25-10/NCAA Second Round
2016-17	Middle Tennessee	Head Coach	31-5/NCAA Second Round
2017-18	Middle Tennessee	Head Coach	25-8/NIT Second Round
2018-19	Ole Miss	Head Coach	20-13/NCAA First Round
2019-20	Ole Miss	Head Coach	15-17
2020-21	Ole Miss	Head Coach	5-3

**EDUCATION:** Bachelor's (1982); Master's (1984) - Mississippi State**FASTBREAK FACTS ON KERMIT DAVIS**

- Ranks 132nd all-time in career wins and 38th among active head coaches
- One of three active coaches to be named coach of the year in four different conferences
- One of 63 coaches in college basketball history to take three different schools to the NCAA Tournament
- One of eight active head coaches to be the son of a former Division I head coach
- Nine seasons of 24 or more wins as a head coach
- Nine-time conference coach of the year
- Sixth Ole Miss coach to earn SEC Coach of the Year honors, only the second to do so in his first year
- First coach in Ole Miss history to win his first three SEC games
- Third coach in Ole Miss history to win 20 games in his first season as head coach
- Winningest head coach in Middle Tennessee history
- Winningest head coach in Sun Belt Conference history
- Coached Middle Tennessee to 179 wins in his last seven seasons, in Murfreesboro, the most by any school in the state of Tennessee during that span
- Won nine conference championships (seven regular season, two conference tournaments) at Middle Tennessee over his final nine seasons
- Coached one of the biggest upsets in NCAA Tournament history, leading No. 15 seed Middle Tennessee to a win over No. 2 seed Michigan State in the 2016 NCAA Tournament
- One year later, led Middle Tennessee back to the NCAA Tournament as a No. 12 seed, where they beat No. 5 seed Minnesota
- As a head coach, has led his teams to 14 conference championships (10 regular season, four conference tournaments)
- Serving as associate head coach, helped Utah State and LSU earn conference titles; took LSU to the Sweet 16 to conclude a 28-6 campaign
- Inducted into the Southwest Mississippi College Hall of Fame in October 2018
- Youngest Division I head coach in the nation at Idaho at age 28
- Youngest junior college coach in the nation at Southwest Mississippi at age 24
- He and his wife Betty have two daughters, Ally and Claire

\*Coach Davis' full bio can be found on OleMissSports.com





### OLE MISS QUICK FACTS

**Name**...Ole Miss (The University of Mississippi)  
**Nickname**..... Rebels  
**Location**..... Oxford, Mississippi  
**Founded**..... November 6, 1848  
**Enrollment**..... 21,676  
**School Colors**..... Cardinal Red and Navy Blue  
**Mascot**..... Tony the Landshark  
**Chancellor**..... Dr. Glen Boyce  
**Faculty Representative**..... Dr. Ron Rychlak  
**Athletics Director**..... Keith Carter  
**Conference**..... Southeastern (SEC)  
**2019-20 Record**..... 15-17  
**SEC Record/Finish**..... 6-12/12th SEC  
**Postseason**..... N/A  
**Lettermen Returning/Lost**..... 8/6  
**Starters Returning/Lost**..... 4/2  
**Newcomers**..... 6

### MEDIA SERVICES

#### CREDENTIALS

New this year, due to COVID-19 protocols, all credentials will be handled on a single-game basis. Therefore, even though you plan to cover all or the majority of the games, you must request credentials for each game. Credential requests must be made at least 48 hours in advance of tipoff for each game. Please email Adam Kuffner (kuffner@olemiss.edu) to request men's basketball game credentials.

Priority will be given to media representatives that cover Ole Miss Basketball on a regular basis. Credentials will be held at the will call table located at the media entrance (concourse level connected to the parking garage, southwest corner of The Pavilion at Ole Miss). Media will call will open one hour prior to tipoff. Upon arrival, media members must remain on the concourse level (elevator Level C). Access to the floor level will be prohibited. Credentials are non-transferable. Unauthorized use is strictly prohibited.

#### INTERVIEW POLICY

All interview requests — coaches and players — **MUST** be coordinated through the Communications Office. During the week, head coach Kermit Davis and selected student-athletes will generally be available for interviews on non-gamedays once per week, unless arranged otherwise. There will be no gameday player interviews until after the game. All interview sessions (non-gameday) will take place via Zoom. To gain access to the weekly interview Zoom calls, contact Adam Kuffner.

#### WORKING PRESS AREA

The media workroom will NOT be available for media this season. All media members in attendance will be required to work from the media seating area in the southwest corner of The Pavilion. Media seating capacity is greatly reduced, and as a result, media may be limited to one credential per outlet. Media seating will be socially distanced, and media members must wear a face covering at all times, included when at their seat.

#### PARKING

Media parking is located in the parking garage. Media members are encouraged to park on level two or above before taking the elevator to the concourse level (Level C). Just like with credentials, parking will be on a game-by-game basis.

#### POSTGAME INTERVIEWS

All postgame interviews this season will take place via Zoom. Similar to football, a Zoom link for the press conference will be available through a media page on OleMissSports.com. Only approved media will be permitted live access to the Zoom links, and a replay of the sessions will be distributed to media outlets afterwards. Press conferences may not be broadcast live, including Facebook Live and related platforms.

### LEADING THE NATION

- Having forced at least 15 turnovers in all eight games this season, Ole Miss ranks 12th nationally in turnovers forced per game (19.3).
- The Rebels are the nation's 16th-best scoring defense, averaging only 60.1 ppg.
- Ole Miss' +5.1 turnover margin ranks 18th in the country.

### SEC LEADERS

- Ole Miss leads the SEC in turnovers forced (19.3).
- The Rebels rank second in scoring defense (60.1) and turnover margin (+5.1).
- Luis Rodriguez leads the SEC in assist/turnover ratio (3.1), while ranking third in steals (2.1).
- Devontae Shuler ranks fourth in the SEC in steals (2.0) and ninth in assist/turnover ratio (1.4).
- Rodriguez and Shuler are the only two players in the SEC to rank in the conference's top 10 for both assist/turnover ratio and steals.
- Shuler is the SEC's active leader in career points (1,024), career steals (158) and career assists (266).
- Shuler is shooting 84.0 percent from the line, good enough for third in the conference.
- Romello White ranks fifth in blocks (1.6).

### SCOUTING THE TIGERS

- Auburn enters Wednesday's matchup with a 6-4 record, including 0-2 in SEC play following a narrow loss to Texas A&M.
- The Tigers lead the SEC in threes, making 10.3 per game.
- Four Tigers average double figures led by Allen Flanigan (14.5 ppg).
- Along with averaging 11.7 ppg, Justin Powell ranks second in the SEC with 4.7 assists per game and also leads the team in rebounds (6.1 per game).
- Bruce Pearl is in his seventh season as the Tigers' head coach.

### COMPARING THE TEAMS

Statistic	Ole Miss	Auburn
Scoring Offense	73.9	75.7
Scoring Defense	60.1	71.8
Scoring Margin	+13.8	+3.9
Field Goal Pct.	.450	.453
Opp. Field Goal Pct.	.387	.435
3-Point Pct.	.280	.344
Opp. 3-Point Pct.	.342	.299
Free Throw Pct.	.661	.614
Rebounds Per Game	39.9	38.5
Opp. Rebounds Per Game	33.6	33.5
Rebound Margin	+6.3	+5.0
Assists Per Game	14.1	15.5
Turnovers Per Game	14.1	17.0
Opp. Turnovers Per Game	19.3	14.8
Turnover Margin	+5.1	-2.2
Steals Per Game	7.9	6.7
Blocks Per Game	3.9	4.7

### OLE MISS REBEL ROSTER

No.	Name	Pos.	Ht.	Wt.	Yr.	Hometown (High School/Other School)
0	Romello White	F	6-8	235	Gr.	Atlanta, Ga. (Arizona State)
1	Austin Crowley	G	6-5	195	So.	West Point, Miss. (Sunrise Christian Academy (Kan.))
2	Devontae Shuler	G	6-2	185	Sr.	Irmo, S.C. (Oak Hill Academy)
3	Khadim Sy	F	6-10	238	Sr.	Dakar, Senegal (Daytona State)
4	Antavion Collum	F	6-7	230	So.	Memphis, Tenn. (Bartlett)
5	KJ Buffen	F	6-7	230	Jr.	Gainesville, Ga. (Gainesville)
11	Matthew Murrell	G	6-4	200	Fr.	Memphis, Tenn. (IMG Academy)
12	Shon Robinson	F	6-11	220	R-Fr.	Chicago, Ill. (Eduprize (Ariz.))
14	Dimencio Vaughn	G/F	6-5	215	Gr.	New York, N.Y. (Rider)
15	Luis Rodriguez	G/F	6-6	210	So.	Los Angeles, Calif. (Woodstock Academy (Conn.))
21	Robert Allen	F	6-8	230	Jr.	Orlando, Fla. (Samford)
23	Sammy Hunter	F	6-9	225	So.	Nassau, Bahamas (B.C. Christian Academy (Canada))
24	Jarkel Joiner	G	6-1	180	Jr.	Oxford, Miss. (CSU Bakersfield)
33	John McBride	G	6-7	214	So.	Memphis, Tenn. (Memphis University School)

#### Head Coach:

Kermit Davis (Mississippi State, 1982), Third Season

#### Assistant Coaches:

Win Case (University of Science and Arts of Oklahoma, 1986), Third Season

Ronnie Hamilton (Duke, 2002), Third Season

Levi Watkins (NC State, 2005), Third Season

**Coordinator of Basketball Operations:** Thomas Gray

**Coordinator of Video Services:** Nathan Dye

**Athletic Trainer:** Andrew Beyke

**Strength & Conditioning Coach:** Riley Allen

#### PRONUNCIATIONS

KJ BUFFEN	BUFF-en
ANTAVION Collum	an-TAY-vee-on
Austin CROWLEY	CROW-lee
DEVONTAE SHULER	duh-VON-tay SHOO-ler
KHADIM SY	huh-DEEM SEE
DIMENCIO Vaughn	deh-MEN-see-oh
ROMELLO White	row-MELLO

**SERIES HISTORY**

Auburn leads the all-time series 77-62, but the Rebels have won 12 and the past 16 over the Tigers and 15 of the past 21. Prior to Auburn sweeping Ole Miss in 2018, the Rebels had a 10-game winning streak in the series. It was the longest in school history against an SEC foe, bettering a pair of eight-game streaks against LSU and Mississippi State. During the winning streak, five of the Rebels' victories occurred in Oxford, four in Auburn and one at the SEC Tournament (2012). Ole Miss avenged the 2018 series with a sweep of its own in 2019, beating the Tigers twice before they made their run to the Final Four. Auburn countered with a sweep last season, but Ole Miss holds a 42-25 series advantage in Oxford.

**LAST YEAR'S THRILLER IN THE PAVILION**

A back-and-forth battle at The Pavilion needed 50 minutes of play before deciding a winner, coming down to the final second. In the end, an Ole Miss three at the buzzer did not fall as the Rebels suffered a heartbreaking double overtime defeat to No. 16 Auburn 83-82 (Jan. 28, 2020). **Devontae Shuler** led the Rebels, especially down the stretch after Breein Tyree fouled out with five minutes left in regulation. The Irmo, South Carolina, native scored 26 points to go along with team highs in assists (5) and steals (3). Shuler tallied half of his points at the charity stripe, going 13 of 18, while shooting 6 of 10 from the field. Playing a career-high 48 minutes, he showed his stamina by scoring nine of the Rebels' points during the two overtime periods. In the post, **Khadim Sy** tallied 13 points and a team-high seven rebounds, while **KJ Buffen** scored 10 points. Both forwards were on the floor for 37 minutes apiece.

**ON THIS DATE**

- **Jan. 6, 2018:** Behind a stifling 1-3-1 zone defense and 16 second-half points from Breein Tyree, Ole Miss erased a nine-point deficit in the final eight minutes to continue its winning ways against Mississippi State. The Rebels outscored the Bulldogs 20-5 over the final 7:40 to claim a 64-58 victory inside The Pavilion.  
 - **Jan. 6, 2001:** The Rebels won their first SEC road game in nearly two years, breaking a string of 11 straight league road losses, by beating Vanderbilt 81-68. Ole Miss improved to 13-1 for the first time in 75 years. Due to an illness that prevented him from starting for the first time that season, freshman Justin Reed came off the bench to score a team-high 19 points. Later that season, Ole Miss captured the SEC Western Division title before advancing to the Sweet 16 for the first time in school history.

**NO. 2 AGAINST AUBURN**

**Devontae Shuler** has had some of his biggest games against Auburn. He averages 13.3 ppg when facing the Tigers, his best career scoring average against any SEC team. Over the past two seasons (four games), the guard has averaged 14.5 ppg versus Auburn. Going against the Tigers last season in The Pavilion, Shuler put the team on his back, playing 48 minutes and scoring 26 points (a career high at the time) in a double overtime thriller.

**TOUGH DEFENSE**

Head coach **Kermit Davis** loves a team that plays good defense with toughness. His Rebels have been that team this season, starting off as one of the best defensive squads in college basketball. Ole Miss kept its first four opponents under 60 points, accomplishing the feat for the first time since the 1944-45 season (76 years). The Rebels allowed their fewest points (316) over the first six games of the season since the 1980-81 campaign (307). Overall, Ole Miss is at the top of the SEC and the country in several defensive categories.

Category	Stat	SEC Rank	NCAA Rank
Turnovers Forced	19.3	1st	12th
Scoring Defense	60.1	2nd	16th
Turnover Margin	+5.1	2nd	18th

**HOME COOKIN'**

When the Rebels were victorious at home last season, they won in dominating fashion. Eleven of Ole Miss' 12 wins in The Pavilion were by double digits, outscoring the opposition by an average of 18.5 ppg (77.5-59.0). The Rebels shot 49.9 percent in home victories. Meanwhile, Ole Miss held the opposition to 36.8 percent, including just 24.3 percent from three-point range. The Rebels finished with a 12-5 record at home last season. That trend continued into the 2020-21 season with four big victories by an average of 29 points.

Opponent	Final	Margin of Victory
Jackson State	80-45	+35
UNCW	78-58	+20
Central Arkansas	68-54	+14
UT Martin	90-43	+47

**PROTECTING CRADDOCK COURT**

Winning at home has been a trademark at Ole Miss. Over the past 15 seasons, the Rebels are 170-53 (.762 win pct.) in home games. In five-plus seasons (opened January 2016) playing in the \$96.5 million Pavilion at Ole Miss, the Rebels

**BY THE NUMBERS**

**The Rebels' record is ...**

- Overall. . . . . 5-3
- SEC Games . . . . . 0-1
- Streak . . . . . L2
- Overtime . . . . . 0-0
- Home Overall (SEC) . . . . . 4-1 (0-0)
- Road Overall (SEC) . . . . . 1-2 (0-1)
- Neutral Games. . . . . 0-0
- vs. Ranked Opponents. . . . . 0-0
  
- Day Games . . . . . 2-2
- Night Games (6 p.m. or later local) . . . . . 3-1
- November Games . . . . . 0-0
- December Games . . . . . 5-2
- January Games . . . . . 0-1
- February Games . . . . . 0-0
- March Games . . . . . 0-0
  
- Monday Games . . . . . 1-0
- Tuesday Games . . . . . 1-1
- Wednesday Games. . . . . 1-0
- Thursday Games . . . . . 1-0
- Friday Games. . . . . 0-0
- Saturday Games . . . . . 1-2
- Sunday Games. . . . . 0-0
  
- Red Jerseys . . . . . 1-1
- Navy Jerseys . . . . . 0-1
- White Jerseys. . . . . 4-1
- Powder Blue Jerseys . . . . . 0-0

**Rebels' record when ...**

- Leading at the half . . . . . 5-2
- Tied at the half . . . . . 0-0
- Behind at the half . . . . . 0-1
  
- Scores 90 points or more . . . . . 1-0
- Scores 80-89 points . . . . . 1-0
- Scores 70-79 points . . . . . 2-1
- Scores less than 70 points . . . . . 1-2
  
- Out-rebounds opponent . . . . . 3-2
- Out-rebounded by opponent . . . . . 2-1
- Ties opponents in rebounds . . . . . 0-0
  
- Shoots 50 percent or better . . . . . 3-0
- Shoots between 40-49 percent . . . . . 1-2
- Shoots under 40 percent . . . . . 1-1
- Shoots 40 percent or better from 3-pt. . . . . 1-0
- Shoots between 30-40 percent from 3-pt. . . . . 1-2
- Shoots under 30 percent from 3-pt. . . . . 3-1
- Shoots 70 percent or better from FT line . . . . . 2-1
- Shoots 60-69 percent from FT line . . . . . 3-0
- Shoots under 60 percent from FT line. . . . . 0-2
- Opp. shoots 50 percent or better . . . . . 0-2
- Opp. shoots 40-49 percent . . . . . 1-1
- Opp. shoots under 40 percent. . . . . 4-0
- Opp. shoots 40 percent or better from 3-pt. . . . . 1-2
- Opp. shoots between 30-40% from 3-pt. . . . . 1-1
- Opp. shoots under 30 percent from 3-pt. . . . . 3-0
- Commits 15 turnovers or more . . . . . 3-2
- Commits less than 15 turnovers . . . . . 2-1
- Forces 15 turnovers or more . . . . . 5-3
- Forces less than 15 turnovers. . . . . 0-0
- Has less (or same) turnovers than opp. . . . . 5-2

## OLE MISS IN NCAA/SEC STATS

## TOP 100

	SEC	NCAA	Category (as of 1/5/21)
Ole Miss	7	91	Blocks (3.9)
Ole Miss	4	33	FG% Defense (38.7)
Ole Miss	5	34	Offensive Rebounds (13.4)
Ole Miss	5	63	Rebounding Margin (+6.2)
Ole Miss	2	16	Scoring Defense (60.1)
Ole Miss	5	46	Scoring Margin (+13.8)
Ole Miss	6	79	Steals (7.9)
Ole Miss	8	63	Rebounds (39.9)
Ole Miss	2	18	Turnover Margin (+5.1)
Ole Miss	1	12	Turnovers Forced (19.3)
Rodriguez	1	31	Assist/Turnover Ratio (3.1)
White	5	100	Blocks (1.5)
Rodriguez	3	67	Steals (2.1)
Shuler	4	76	Steals (2.0)
White	6	86	Total Blocks (12)

## SEC STATS

	SEC	Category (as of 1/5/21)
Ole Miss	9	Scoring Offense (73.9)
Ole Miss	2	Scoring Defense (60.1)
Ole Miss	5	Scoring Margin (+13.8)
Ole Miss	10	FT% (66.1)
Ole Miss	8	FG% (45.0)
Ole Miss	4	FG% Defense (38.7)
Ole Miss	13	3FG% (28.0)
Ole Miss	11	3FG% Defense (34.2)
Ole Miss	8	Rebounding Off. (39.9)
Ole Miss	9	Rebounding Def. (33.6)
Ole Miss	5	Rebounding Margin (+6.2)
Ole Miss	7	Blocks (3.9)
Ole Miss	5	Assists (14.1)
Ole Miss	6	Steals (7.9)
Ole Miss	2	Turnover Margin (+5.1)
Ole Miss	4	Assist/Turnover Ratio (1.0)
Ole Miss	5	Offensive Rebounds (13.4)
Ole Miss	8	Defensive Rebounds (26.5)
Ole Miss	5	Def. Rebound% (74.1)
Ole Miss	6	Off. Rebound% (35.4)
Ole Miss	13	3FG Made (5.5)
Shuler	11	Scoring (14.6)
Rodriguez	6	Rebounding (7.8)
White	10	Rebounding (7.3)
Shuler	3	FT% (84.0)
Rodriguez	3	Steals (2.1)
Shuler	4	Steals (2.0)
White	5	Blocks (1.5)
Shuler	6	Shuler (2.3)
Rodriguez	1	Assist/Turnover Ratio (3.1)
Shuler	9	Assist/Turnover Ratio (1.4)
Rodriguez	4	Def. Rebounds (5.5)
White	10	Def. Rebounds (5.1)
Shuler	18	Minutes (30.4)

hold a 57-27 (.679) advantage against the opposition. Ole Miss has won 295 of its last 380 games (.776 win pct.) in Oxford dating back to the 1996-97 campaign. Under head coach **Kermit Davis**, the Rebels are 27-11 (.711 win pct.) at home.

## PAVILION ATTENDANCE

In accordance with the State of Mississippi's most recent executive order in response to COVID-19, capacity at The Pavilion at Ole Miss has been reduced to 10 percent for Rebel basketball games through at least January 15.

## 1K REBELS

In the SEC opener at Alabama (Dec. 29), a pair of Rebels went over 1,000 points for their respective careers. **Devontae Shuler** had a breakaway dunk in the first half to reach 1,000 and now has 1,024 career points, all at Ole Miss. Shuler became the 41st Rebel to score at least 1,000 points in an Ole Miss uniform. **Romello White** matched his teammate later in the first half before finishing with a team-high 20 points. White has 1,027 points over his career with 927 of them coming at Arizona State.

## SHULER STEALS

Senior **Devontae Shuler** is rising up the program's all-time steals list. With three steals against Wichita State (Jan. 2), he passed Joe Ayers for sixth (157). With 158 steals over his career, Shuler is one away from cracking the top five and tying Gerald Glass (159). After finishing second on the team in steals as a freshman (32), Shuler produced 56 steals his second year in Oxford, the most ever by an Ole Miss sophomore and seventh-most by any Rebel in a single season. He led the team last year as well, compiling 54 (1.7 per game) throughout the season.

## MELLO'S WORLD

Graduate transfer **Romello White** has brought his toughness and physicality to Oxford, dominating the post. The Arizona State transfer is averaging 12.5 ppg and 7.3 rpg, ranking second on the team in both categories. He has been unstoppable down low, making 38 of his 55 attempts for a 69.1 percent clip. With 12 blocks over the first eight games, White sits fifth in the SEC in blocks per game. Earning his first start as a Rebel, he made seven of his eight shot attempts on his way to a game-high 20 points versus UNCW (Dec. 12). It was the fourth 20-point game of White's collegiate career and the first since February 4, 2018 (at Washington State) when he was a freshman at Arizona State. In his first SEC Game, at Alabama (Dec. 29), White had his best game as a Rebel with team highs in points (20) and rebounds (11). It marked the 17th double-double of his career but his first in an Ole Miss uniform.

## BUFFEN STEPPING UP

**KJ Buffen** did not score double figures in any of the first three games of the season, but he's accomplished the feat in each of the past five contests for the longest active streak on the team. The Gainesville, Georgia, native is averaging 14.4 ppg over the span following a season-high 18 points versus Wichita State (Jan. 2).

## CONTROLLING THE PAINT

Ole Miss has dominated the paint in wins, outscoring opponents by 22.5 points (39.5-17). Here's a look at paint points for each victory.

	Ole Miss	Opponent
vs. Jackson State	38	14
vs. UNCW	50	20
vs. Central Arkansas	22	18
at Middle Tennessee	48	16
vs. UT Martin	40	14

## SHULER TAKES COMMAND

With Terence Davis and Breein Tyree, All-SEC guards from the previous two seasons, graduated and continuing their careers in the professional ranks, **Devontae Shuler** has become the Rebels' leader. Shuler paces the team in scoring (14.6 ppg) and assists (3.4 per game), while producing three 20-point games so far this season. His 2.0 steals per game rank fourth in the SEC. The Irmo, South Carolina, native has also found success at the line, going 21 of 25 (84.0 percent) on the young season, good enough for third in the conference.

## LUIS GOT GAME

After going one full year without playing (season-ending foot injury on November 27, 2019), **Luis Rodriguez** has returned to become a leader for the Rebels. The Los Angeles, California, native paces the team in rebounds (7.8 per game) and steals (2.1 per game), while ranking second in assists (3.1 per game). He leads the SEC with a 3.1 assist/turnover ratio, while his 2.1 steals per game rank third and his 7.8 rebounds per game rank sixth. In the win over UNCW (Dec. 12), Rodriguez produced his first career double-double with 14 points and 12 rebounds. He pulled down a career-high 14 rebounds at Dayton (Dec. 19), the most by a Rebel since Sebastian pulled down 15 in the NIT quarterfinals versus Georgia Tech (March 21, 2017).

### YEAR THREE OF THE DAVIS ERA

**Kermit Davis** is in his third season at the helm of Ole Miss Basketball. A nine-time conference coach of the year, Davis is 38th among active Division I head coaches with 443 career wins over 23 seasons, including stints at MT, Idaho and Texas A&M. In 26 seasons as a college basketball head coach, he has amassed 509 wins. Davis wasted no time making an impact in Oxford. With the Rebels coming off a last-place finish in 2017-18, the media picked Ole Miss to land at the bottom of the SEC standings again in 2018-19. However, the Rebels posted a 20-13 record to earn a spot in the NCAA Tournament for the first time in four years. With a return to March Madness for the sixth time in his career, Davis joined a list of 63 coaches in college basketball history to take three different schools to the NCAA Tournament. Davis was named SEC Coach of the Year by his peers and the Associated Press, earning conference coach of the year accolades for the ninth time in his career. He became just the third active coach (Dana Altman, Bob Huggins) to be named coach of the year in four different conferences.

### LATE START

Due to the COVID-19 pandemic, the start of the college basketball season was pushed back to November 25. Then, the virus hit the Rebels, forcing the cancellation of the Justin Reed Ole Miss Classic (Nov. 25-27) as well as a matchup against Memphis (Dec. 5). The program paused team activities until December 7. When the Rebels tipped off their season Dec. 10, Ole Miss was the final Power 5 team (ACC, Big Ten, Big 12, Pac-12, SEC) to start its season. Ole Miss wasted no time in getting games in, playing four over a one-week span. The Rebels' first six games were over 13 days.

### UNDERRATED REBELS

For the SEC's annual preseason poll, a panel consisting of SEC and national media members picked the Rebels to finish ninth in the conference standings this season. That shouldn't worry Ole Miss fans, as the Rebels have placed higher than the media's projection in seven of the last nine seasons since the SEC went away from the divisional format. That includes the 2018-19 campaign when Ole Miss was predicted to finish last in the SEC, only to tie for sixth and return to the NCAA Tournament under first year head coach and 2019 SEC Coach of the Year **Kermit Davis**.

### NEXT ON THE HARDWOOD

Up next, Ole Miss concludes the three-game homestand by welcoming South Carolina to The Pavilion (Jan. 9). Tipoff is set for 5 p.m. CT on SEC Network.

### NUGGETS FROM THE WIN OVER UT MARTIN - DEC. 22

- The Rebels' 47-point win was the largest margin of victory since a 92-45 victory over Morris Brown (Nov. 28, 2001).
- Ole Miss held a 45-21 advantage on the glass; the +24 rebounding margin was the best since a +25 rebounding margin exactly 12 years ago (Dec. 22, 2008 vs. Florida A&M).
- UT Martin's 43 points tied for the fewest allowed by the Rebels under **Kermit Davis**, matching his Ole Miss coaching debut (Nov. 8, 2019 against Arkansas State).
- The Rebels shot a season-best 59.3 percent from the floor, while making a season-high nine threes.
- Ole Miss scored a season-high 47 points in the first half, building a 28-point lead.
- **KJ Buffen** and **Jarkel Joiner** scored in double figures for the third straight game, tallying a game-high 16 points apiece (season highs for both Rebels).
- **Matthew Murrell** scored a career-high 13 points off the bench.
- **Austin Crowley** matched his career high in points with 11.

### HOT HANDS

First it was **Devontae Shuler**, making nine of his 10 shot attempts (90 percent) for 23 points to lead Ole Miss to a victory over Jackson State (Dec. 10). **Romello White** followed his teammate with a 20-point game versus UNCW (Dec. 12), going 7 of 8 (87.5 percent) from the floor. It marked the first time in at least the past 25 years that Ole Miss had a pair of Rebels shoot 87.5 percent or better (minimum five attempts) in back-to-back games. White matched his performance at Middle Tennessee (Dec. 16), making 7 of 8 shots on his way to a team-high 16 points. **KJ Buffen** became the latest Rebel to have an impressive shooting performance, going 7 of 8 against UT Martin (Dec. 22) for a game-high 16 points.

### DOMINATING DEFENSE

Ole Miss put together a dominating defensive performance in the victory over UT Martin (Dec. 22), holding the Skyhawks to 43 points. It tied for the lowest opposing output by a **Kermit Davis**-coach Ole Miss squad alongside last season's opener versus Arkansas State (43). The 43 points were tied for the fifth-fewest by an Ole Miss opponent over the last 21 years, and it marked the 14th time the Rebels held an opponent to 45 points or less during that span, including the second this season.

Points	Opponent	Date
33	LSU	Feb. 7, 2001
38	Southern	Nov. 20, 2014
38	Arkansas-Pine Bluff	Dec. 28, 2002

### CAREER RECORDS WATCH

#### SCORING

- 2,328 John Stroud (110 games, 1977-80)
- 2,078 Joe Harvell (114 games, 1990-93)
- 2,021 Chris Warren (115 games, 2008-11)
- 1,822 Carlos Clark (118 games, 1980-83)
- 1,805 Elston Turner (113 games, 1978-81)
- 1,797 Breein Tyree (130 games, 2017-Pres.)
- 1,785 Justin Reed (122 games, 2001-04)
- 1,682 Keith Carter (117 games, 1996-99)
- 1,629 Jarvis Summers (134 games, 2012-15)
- 1,601 Joe Gibbon (86 games, 1954-57)
- 1,564 Gerald Glass (60 games, 1989-90)
- 1,553 Don Kessinger (70 games, 1962-64)
- 1,512 Terence Davis (121 games, 2016-19)
- 1,505 Aaron Harper (123 games, 2001-04)
- 1,476 Murphy Holloway (132 games, 2009-13)
- 1,428 Ansu Sesay (110 games, 1995-98)
- 1,421 Eric Laird (110 games, 1982-85)
- 1,384 Jack Waters (71 games, 1959-61)
- 1,375 Tim Jumper (109 games, 1988-91)
- 1,313 Cob Jarvis (68 games, 1952-54)
- 1,294 Stefan Moody (65 games, 2015-16)
- 1,293 Marshall Henderson (66 games, 2013-14)
- 1,286 Jason Smith (118 games, 1996-99)
- 1,274 Zach Graham (135 games, 2008-11)
- 1,273 Sebastian Saiz (129 games, 2014-17)
- 1,259 B.L. "Country" Graham (76 games, 1936-38)
- 1,232 Dwayne Curtis (90 games, 2005-08)
- 1,216 Walter Actwood (103 games, 1974-77)
- 1,201 Rod Barnes (103 games, 1985-88)
- 1,160 Rahim Lockhart (123 games, 1998-2001)
- 1,159 Ken Turner (73 games, 1967-69)
- 1,137 Jack Marshall (105 games, 1946-50)
- 1,130 Joe Ayers (112 games, 1984-87)
- 1,105 Fred Cox (76 games, 1972-74)
- 1,095 Terrance Henry (132 games, 1999-2002)
- 1,072 Collidge Ball (76 games, 1972-74)
- 1,066 Jason Harrison (132 games, 1999-2002)
- 1,046 Ron Coleman (71 games, 1968-70)
- 1,040 Denver Brackeen (42 games, 1954-55)
- 1,036 Todd Abernethy (122 games, 2004-07)
- 1,024 Devontae Shuler (105 games, 2018-Pres.)**

#### 3-POINT FIELD GOALS MADE

- 334 Chris Warren (115 games, 2008-11)
- 278 Aaron Harper (123 games, 2001-04)
- 267 Marshall Henderson (66 games, 2013-14)
- 249 Keith Carter (117 games, 1996-99)
- 214 Joe Harvell (114 games, 1990-93)
- 206 Breein Tyree (130 games, 2017-Pres.)
- 181 Stefan Moody (65 games, 2015-16)
- 176 Terence Davis (121 games, 2016-19)
- 163 Jason Harrison (132 games, 1999-2002)
- 158 Todd Abernethy (122 games, 2004-07)
- **143 Devontae Shuler (105 games, 2018-Pres.)**

#### 3-POINT FIELD GOALS ATTEMPTED

- 900 Chris Warren (115 games, 2008-11)
- 771 Marshall Henderson (66 games, 2013-14)
- 720 Aaron Harper (123 games, 2001-04)
- 686 Keith Carter (117 games, 1996-99)
- 581 Breein Tyree (130 games, 2017-Pres.)
- 528 Joe Harvell (114 games, 1990-93)
- 519 Terence Davis (121 games, 2016-19)
- 494 Stefan Moody (65 games, 2015-16)
- 454 Jason Harrison (132 games, 1999-2002)
- 425 David Huertas (65 games, 2008-09)
- **413 Devontae Shuler (105 games, 2018-Pres.)**

#### STEALS

- 211 Jason Smith (118 games, 1996-99)
- 194 Murphy Holloway (132 games, 2009-13)
- 179 Eric Laird (110 games, 1982-85)
- 172 Jason Harrison (132 games, 1999-2002)
- 159 Gerald Glass (60 games, 1989-90)
- 158 Devontae Shuler (105 games, 2018-Pres.)**
- 157 Joe Ayers (112 games, 1984-87)
- 155 Elston Turner (113 games, 1979-81)
- 154 Rod Barnes (103 games, 1985-88)
- 148 Rahim Lockhart (123 games, 1998-2001)



41	Nicholls	Jan. 3, 2009
43	UT Martin	Dec. 22, 2020
43	Arkansas State	Nov. 8, 2019
43	Nicholls	Dec. 15, 2005
43	ULM	Nov. 29, 2005
43	ULM	Dec. 3, 2001
44	Alabama State	Dec. 30, 2003
45	Jackson State	Dec. 10, 2020
45	Lipscomb	Nov. 23, 2012
45	Arkansas	March 6, 2004
45	Morris Brown	Nov. 28, 2001

**DEVONTAE'S BIG NIGHT**

In the season opener, **Devontae Shuler** scored a game-high 23 points, making 9 of 10 from the field with a career-high five three-pointers. It was a Rebel's best field goal percentage in a game (minimum 10 shots) since Marcanvis Hymon went 10 of 11 (90.9 percent) against Towson (Nov. 20, 2015). Shuler also became the first Rebel this century to not miss a three (5 of 5) when shooting at least five of them.

**SHULER SHINES IN SEASON OPENERS**

Senior guard **Devontae Shuler** led the Rebels 23 points in the season opener, knocking down 9 of his 10 shot attempts. It was the seventh 20-point game of Shuler's career. Averaging 9.5 ppg as a Rebel, Shuler has scored 17.5 ppg over his four season openers in an Ole Miss uniform. Last season, he scored a team-high 20 points on 7 of 11 shooting. As a freshman, he tallied 14 points in a win over Louisiana; his performance was the most points scored by a Rebel freshman in his debut since Trevor Gaskins in 2007.

**SHULER TABBED PRESEASON SECOND TEAM ALL-SEC**

For the second consecutive season, **Devontae Shuler** was named Preseason All-SEC by the conference coaches. After ranking fifth in the SEC in steals (1.7 per game) and assist/turnover ratio (1.7) a season ago, one of only two players conference-wide to finish top five in both categories, Shuler was tabbed Second Team All-SEC heading into his senior season. Shuler, the only fourth-year senior on the team, is the Rebels' leading returning scorer (11.7 ppg) following the graduation of First Team All-SEC honoree Breein Tyree (19.7 ppg). Along with pacing Ole Miss in steals on the defensive end of the court, he also produced a team-best 3.3 assists per game. The Irmo, South Carolina, native put together five 20-point games throughout the 2019-20 season, including a career-high 28 points at LSU (Feb. 1).

**NEW, BUT EXPERIENCED BUNCH****SEC STANDINGS**

	Jan. 5				
	SEC	GB	Overall	Pct.	Streak
Alabama	2-0	--	7-3	.700	W3
Florida	2-0	--	5-1	.833	W2
Kentucky	1-0	0.5	2-6	.250	W1
Tennessee	1-1	1.0	7-1	.875	L1
Missouri	1-1	1.0	7-1	.875	W1
Arkansas	1-1	1.0	9-1	.900	L1
Texas A&M	1-1	1.0	6-2	.750	W1
LSU	1-1	1.0	6-2	.750	L1
Mississippi St.	1-1	1.0	6-4	.600	W1
South Carolina	0-0	2.0	2-2	.500	W1
Ole Miss	0-1	1.5	5-3	.625	L2
Georgia	0-1	1.5	7-1	.875	L1
Vanderbilt	0-1	1.5	4-3	.571	W1
Auburn	0-2	2.0	6-4	.600	L2

**ASSOCIATED PRESS POLL**

	Jan. 4		
Rank	Team	Record	Points
1	Gonzaga (63)	10-0	1,599
2	Baylor (1)	9-0	1,537
3	Villanova	8-1	1,453
4	Texas	8-1	1,415
5	Iowa	9-2	1,298
6	Kansas	8-2	1,224
7	Creighton	8-2	1,140
8	Wisconsin	9-2	1,085
9	Tennessee	7-1	1,076
10	Michigan	9-0	1,039
11	Houston	8-1	977
12	Illinois	8-3	878
13	Missouri	7-1	747
14	West Virginia	8-3	706
15	Rutgers	7-2	703
16	Minnesota	10-2	559
17	Oregon	8-1	545
18	Texas Tech	8-3	445
19	Clemson	8-1	411
	Virginia Tech	8-1	411
21	Duke	3-2	280
22	Virginia	5-2	258
23	Saint Louis	7-1	133
	Michigan State	7-3	133
25	Florida State	5-2	120

**Receiving Votes:** Florida 110, Louisville 103, Ohio State 96, Northwestern 86, Oklahoma State 68, Arizona 25, Colorado 19, BYU 18, Drake 17, NC State 16, Oklahoma 15, Arkansas 14, Seton Hall 11, UCLA 6, Xavier 5, San Diego State 4, UConn, LSU 3, Boise State 3, Indiana 2, Alabama 2, Syracuse 1.

**USA TODAY COACHES POLL**

	Jan. 4		
Rank	Team	Record	Points
1	Gonzaga (29)	10-0	797
2	Baylor (3)	9-0	771
3	Villanova	8-1	726
4	Texas	8-1	694
5	Creighton	8-2	587
6	Kansas	8-2	583
7	Iowa	9-2	575
8	Tennessee	7-1	541
9	Michigan	9-0	529
10	Wisconsin	9-2	524
11	Houston	8-1	464
12	Illinois	8-3	435
13	Missouri	7-1	387
14	Rutgers	7-2	351
15	Oregon	8-1	320
16	West Virginia	8-3	314
17	Minnesota	10-2	289
18	Clemson	8-1	235
19	Texas Tech	8-3	197
20	Virginia Tech	8-1	151
21	Virginia	5-2	108
22	Florida State	5-2	104
23	Saint Louis	7-1	87
24	Duke	3-2	85
25	Louisville	7-1	69

**Receiving Votes:** Northwestern 64; Florida 62; Michigan State 59; Ohio State 58; Oklahoma State 50; UCLA 42; Drake 30; San Diego State 22; Arkansas 13; NC State 11; Colorado 11; Boise State 11; Xavier 10; UConn 10; Seton Hall 6; Saint Mary's 5; Oklahoma 3; Tulsa 2; USC 2; Colorado State 2; Alabama 2; SMU 1; Loyola-Chicago 1.



The Rebels have several new faces on this year's team, but that doesn't mean they don't lack experience. Four of the six newcomers are transfers, making the Rebels the most experienced team in the SEC in terms of Division I minutes (15,861) entering the 2020-21 season. Graduate transfers **Dimencio Vaughn** (Rider) and **Romello White** (Arizona State) played three seasons apiece at their previous schools, while **Robert Allen** (Samford) and **Jarkel Joiner** (CSU Bakersfield) already boast two years of experience at the Division I level.

#### GREAT GRAD TRANSFERS

Ole Miss added a pair of superb grad transfers in **Dimencio Vaughn** (Rider) and **Romello White** (Arizona State). Vaughn rated as high as the No. 4 graduate transfer according to 247Sports, while White ranked fourth on ESPN's grad transfer list. Over 95 games for the Broncs, Vaughn scored 1,239 points and shot 47.4 percent from the floor while earning First Team All-MAAC honors twice. This past season, Vaughn averaged a team-high 14.8 points per game and 6.6 rebounds per game to rank fifth in the conference in both categories. The New York City native added 1.8 steals per game to lead the Broncs (second in the league), and his 48.4 field goal percentage ranked eighth in the MAAC. Over three seasons at Arizona State, White started 92 of the 95 games he played for the Sun Devils. He tallied 927 points during his ASU career, averaging 9.8 ppg and shooting 60.5 percent from the floor (second on the program's all-time list). During the 2019-20 campaign, White ranked second in the Pac-12 with 8.8 rebounds per game.

#### OXFORD'S OWN

Having to sit out a year after transferring from CSU Bakersfield, it's been a long wait for **Jarkel Joiner** to play for his hometown school. Joiner brings an electric game to the Ole Miss backcourt, having led the WAC in scoring (18.6 ppg) and breaking the CSU Bakersfield single season scoring record (532 points) during the 2018-19 campaign. Before taking his talents out west, Joiner starred in Ole Miss' backyard at Oxford High School. As a senior, he ranked fourth in the nation in scoring (36.5 ppg) to lead the Chargers to the state semifinals. Joiner was often found throwing alley-oops to fellow Oxford native and current Seattle Seahawks wide receiver D.K. Metcalf.

#### REPLACING TYREE

The Rebels have a big void to fill with the graduation of Breein Tyree, who signed with the Miami Heat on Sunday (Nov. 22). The Somerset, New Jersey, native ranked second in the SEC in scoring a season ago by averaging 19.7 ppg (36th nationally). Tyree put the team on his back at times, producing 15 games of at least 20 points that included a career-high 40 points against rival Mississippi State (Feb. 11). Earning First Team All-SEC accolades twice, Tyree etched his name in the Ole Miss record book for several categories.

### GAME LEADERS

<b>LED TEAM IN PTS:</b>	<b>DOUBLE-FIGURE PTS:</b>
Shuler ..... 4	Shuler ..... 6
White ..... 3	Buffen ..... 5
Buffen ..... 2	White ..... 5
Joiner ..... 1	Joiner ..... 4
	Rodriguez ..... 4
<b>LED TEAM IN REBS:</b>	Rodriguez ..... 1
White ..... 4	Crowley ..... 1
Rodriguez ..... 3	Murrell ..... 1
Buffen ..... 1	Sy ..... 1
<b>LED TEAM IN ASSISTS:</b>	<b>20-POINT GAMES:</b>
Shuler ..... 5	Shuler ..... 3
Rodriguez ..... 4	White ..... 2
Buffen ..... 1	
White ..... 1	
<b>LED TEAM IN STEALS:</b>	
Rodriguez ..... 6	
Shuler ..... 4	
Buffen ..... 2	
Allen ..... 1	
Colum ..... 1	
Crowley ..... 1	
Joiner ..... 1	
<b>LED TEAM IN BLOCKS:</b>	
White ..... 6	
Rodriguez ..... 4	
Buffen ..... 3	
<b>DOUBLE-FIGURE REBS:</b>	
Rodriguez ..... 2	
White ..... 1	
<b>DOUBLE-DOUBLES:</b>	
Rodriguez ..... 1	
White ..... 1	

### SEASON HONORS

#### Devontae Shuler:

- Preseason Second Team All-SEC (Coaches)

### GAME-BY-GAME STARTING LINEUPS

Opponent	Result	1	2	3	4	5
Jackson State	W, 80-45	Shuler	Joiner	Rodriguez	Buffen	Sy
UNCW	W, 78-58	Shuler	Joiner	Rodriguez	Buffen	White
Central Arkansas	W, 68-54	Shuler	Joiner	Rodriguez	Buffen	White
at Middle Tennessee	W, 70-51	Shuler	Joiner	Rodriguez	Buffen	White
at Dayton	L, 62-65	Shuler	Joiner	Rodriguez	Buffen	White
UT Martin	W, 90-43	Shuler	Joiner	Rodriguez	Buffen	Allen
at Alabama	L, 64-82	Shuler	Crowley	Rodriguez	Buffen	White
Wichita State	L, 79-83	Shuler	Joiner	Rodriguez	Buffen	White

**BY THE NUMBERS (UNDER DAVIS)**

**The Rebels' record is ...**

- Overall . . . . . 40-33
- SEC Games . . . . . 16-21
- Overtime . . . . . 0-2
- Home Overall (SEC) . . . . . 27-11 (10-8)
- Road Overall (SEC) . . . . . 8-17 (6-13)
- Neutral Games . . . . . 5-5
- vs. Ranked Opponents . . . . . 2-11
  
- Day Games . . . . . 20-12
- Night Games (6 p.m. or later local) . . . . . 20-21
- November Games . . . . . 9-4
- December Games . . . . . 15-3
- January Games . . . . . 5-12
- February Games . . . . . 9-8
- March Games . . . . . 2-6
  
- Monday Games . . . . . 1-0
- Tuesday Games . . . . . 5-12
- Wednesday Games . . . . . 9-3
- Thursday Games . . . . . 1-1
- Friday Games . . . . . 4-3
- Saturday Games . . . . . 18-14
- Sunday Games . . . . . 2-0
  
- Red Jerseys . . . . . 5-7
- Navy Jerseys . . . . . 4-8
- White Jerseys . . . . . 20-10
- Gray Jerseys . . . . . 9-4
- Powder Blue Jerseys . . . . . 2-4

**Rebels' record when ...**

- Leading at the half . . . . . 34-11
- Tied at the half . . . . . 0-2
- Behind at the half . . . . . 6-20
  
- Scores 90 points or more . . . . . 4-0
- Scores 80-89 points . . . . . 17-3
- Scores 70-79 points . . . . . 13-11
- Scores less than 70 points . . . . . 6-19
  
- Out-rebounds opponent . . . . . 27-10
- Out-rebounded by opponent . . . . . 12-20
- Ties opponents in rebounds . . . . . 1-3
  
- Shoots 50 percent or better . . . . . 19-2
- Shoots between 40-49 percent . . . . . 18-18
- Shoots under 40 percent . . . . . 3-13
- Shoots 40 percent or better from 3-pt. . . . . 13-3
- Shoots between 30-40 percent from 3-pt. . . . . 21-13
- Shoots under 30 percent from 3-pt. . . . . 6-17
- Shoots 70 percent or better from FT line . . . . . 28-20
- Shoots 60-69 percent from FT line . . . . . 10-3
- Shoots under 60 percent from FT line . . . . . 2-10
- Opp. shoots 50 percent or better . . . . . 2-12
- Opp. shoots 40-49 percent . . . . . 19-16
- Opp. shoots under 40 percent . . . . . 19-5
- Opp. shoots 40 percent or better from 3-pt. . . . . 8-16
- Opp. shoots between 30-40% from 3-pt. . . . . 14-5
- Opp. shoots under 30 percent from 3-pt. . . . . 18-12
- Commits 15 turnovers or more . . . . . 11-17
- Commits less than 15 turnovers . . . . . 29-16
- Forces 15 turnovers or more . . . . . 25-9
- Forces less than 15 turnovers . . . . . 15-24
- Has less (or same) turnovers than opp. . . . . 32-10

Category	Rank	Stat
Points	6th	1,797
3-Pointers Made	6th	207
Free Throws Made	9th	384
Field Goals Made	10th	603
Assists	10th	325
Minutes Played	10th	3,634

**LUIS IS BACK**

**Luis Rodriguez** saw his 2019-20 campaign cut short just five games into the season, suffering a foot fracture during a pregame shootaround. At the time, he was a starter and ranked second on the team in rebounds (5.2 per game). The Los Angeles, California, native is back this season and was even granted a medical hardship by the NCAA, retaining his sophomore status.

**ALLEN GRANTED IMMEDIATE ELIGIBILITY**

After transferring to Ole Miss from Samford in the spring, forward **Robert Allen** was declared immediately eligible for the 2020-21 season. Allen was one of Samford's leading scorers and rebounders over a pair of seasons. Playing 65 games for the Bulldogs, he averaged 12.0 ppg and 7.7 rebounds per game to go along with 11 double-doubles. Wrapping up his sophomore season, Allen finished with a team-high 43 blocks through 32 games. He scored 14.1 ppg and pulled down 7.0 rpg, ranking second on the team in both categories. His 1.3 blocks per game was third in the Southern Conference, while his rebounding average ranked fifth.

**OLE MISS DEBUTS**

In the season-opening win over Jackson State, six Rebels made their debut in an Ole Miss uniform: **Robert Allen, Jarkel Joiner, Matthew Murrell, Shon Robinson, Dimencio Vaughn and Romello White**. The newcomers scored 27 of the teams 80 points (33.8 percent) led by eight from White.

**CLOSE HEARTBREAKERS**

Close games went against the Rebels last season. Ole Miss was 1-6 in games decided by five points or less, including 0-5 in SEC play.

**MARSHALL HENDERSON RETURNS TO OLE MISS**

One of the most popular players in Ole Miss basketball history returned to campus when head coach **Kermit Davis** announced the addition of Marshall Henderson to his staff in August. Henderson, who led the Rebels to a SEC Tournament title and NCAA Tournament appearance in 2013, is serving as a graduate manager. In just two years in Oxford, Henderson quickly became a fan favorite. He gained national recognition for his intensity on the court and his sharp shooting from beyond the arc. Henderson made at least one three-pointer in all 66 games as a Rebel, setting an SEC record. He tallied 1,293 points, 21st in program history, and his scoring average (19.6 ppg) ranks seventh in the Ole Miss record books. Henderson made more threes than any other Rebel in a single season, draining 138 as a junior (SEC record at the time) before knocking down another 129 as a senior to earn All-SEC honors both seasons. The Hurst, Texas, native sits third all-time in three-pointers made (267) and free throw percentage (.857) over his career. After college, Henderson spent five years playing professionally before getting into coaching. He signed with the Sacramento Kings prior to the 2015-16 season and joined the organization's NBA D League team, the Reno Bighorns (now called the Stockton Kings competing in the NBA G League). Henderson took his talents outside of the United States as well, playing in China, Italy, Iraq and Qatar. Making the transition to coaching, Henderson started at Birdville High School (North Richland Hills, Texas) in 2018. Last year, he was an assistant coach at Thomas University, an NAIA school in Georgia.

**ANOTHER HISTORIC SIGNING CLASS**

**Kermit Davis** announced the addition of three talented prospects on National Signing Day (Nov. 11). **Daeshun Ruffin, Grant Slatten and James White** all signed National Letters of Intent on the first day of the early signing period, planning to join the Rebels for the 2021-22 season. Davis and his coaching staff (**Win Case, Ronnie Hamilton, Levi Watkins**) continue to bring in the highest-ranked recruits Ole Miss has ever seen, putting together another top-30 class.

- Ruffin: One year after **Matthew Murrell** became the highest ranked prospect in program history (No. 39 according to ESPN and 247Sports Composite Rankings), Davis and company signed Ruffin (No. 21 on ESPN's Top 100). Averaging 26.9 ppg and 4.9 rpg throughout the season, including scoring at least 30 points in 11 games, he was tabbed the 2020 Mississippi Gatorade Player of the Year.

- Slatten: Ranked the No. 7 player in the state of Tennessee, Slatten has already scored more than 2,000 points over his career at White County High School. The 3-star guard averaged 26.8 ppg, 5.5 rpg and 3.9 apg as a junior, leading his team to a district championship.

- White: Another 6-foot-5 guard just like Slatten, White is a preseason all-state guard entering his senior season after earning all-state honors last year. He is the No. 9 player in the state of Georgia, according to 247Sports, as a scoring machine, tallying 724 points (24.1 ppg) during his junior campaign to rank among the state's top five scorers.

## THE PAVILION RECORD BOOK

## INDIVIDUAL (OLE MISS)

Points:	43	Stefan Moody vs. Mississippi St. (3-3-16)
FG att:	25	Stefan Moody vs. Vanderbilt (2-6-16)
FG made:	13	2x, MR: Breein Tyree vs. Mississippi St. (2-11-20)
3-pt att:	15	Stefan Moody vs. Vanderbilt (2-6-16)
3-pt made:	8	Breein Tyree vs. Middle Tennessee (12-14-19)
FT att:	18	3x, MR: Devontae Shuler vs. No. 16 Auburn (1-28-20)
FT made:	15	2x, MR: Stefan Moody vs. Mississippi St. (3-3-16)
Rebounds:	19	Sebastian Saiz vs. UMass (11-14-16)
Assists:	9	3x, MR: Devontae Shuler vs. Middle Tennessee (12-14-19)
Blocks:	6	Sebastian Saiz vs. Bradley (12-19-16)
Steals:	7	2x, MR: Terence Davis vs. Texas A&M (2-6-19)

## TEAM (OLE MISS)

Points:	97	2x, MR: vs. Illinois State (12-16-17)
Few points:	47	vs. Georgia (1-11-17)
FG att:	73	2x, MR: vs. Illinois State (12-16-17)
FG made:	36	vs. South Dakota State (11-28-17)
FG pct:	61.5	vs. Chattanooga (12-16-18)
3-pt att:	33	2x, MR: vs. Montana (11-24-16)
3-pt made:	14	2x, MR: vs. Middle Tennessee (12-14-19)
3-pt pct:	63.6	14-22 vs. Middle Tennessee (12-14-19)
FT att:	46	vs. UMass (11-14-16)
FT made:	33	vs. UMass (11-14-16)
FT pct:	96.2	25-26 vs. Arkansas (1-11-20)
Rebounds:	50	2x, MR: Tennessee (1-17-17)
Assists:	26	vs. Vanderbilt (2-29-20)
Blocks:	13	vs. Bradley (12-19-16)
Steals:	15	vs. Western Michigan (11-10-18)

## INDIVIDUAL (OPPONENT)

Points:	34	2x, MR: Isaiah Joe, Arkansas (1-11-20)
FG att:	24	Bryce Brown, No. 10 Auburn (1-9-19)
FG made:	12	Malik Monk, No. 8 Kentucky (12-29-16)
3-pt att:	19	Bryce Brown, No. 10 Auburn (1-9-19)
3-pt made:	7	4x, MR: Isaiah Joe, Arkansas (1-11-20)
FT att:	18	Keith Stone, Florida (1-13-18)
FT made:	13	Keith Stone, Florida (1-13-18)
Rebounds:	13	3x, MR: Jontay Porter, Missouri (2-6-18)
Assists:	11	Isaiah Briscoe, No. 8 Kentucky (12-29-16)
Blocks:	8	Clevon Brown, Vanderbilt (3-3-18)
Steals:	5	J.J. Frazier, Georgia (1-9-16)

## TEAM (OPPONENT)

Points:	103	Alabama (2-22-20)
Few points:	43	2x, MR: UT Martin (12-22-20)
FG att:	74	2x, MR: South Dakota State (11-28-17)
FG made:	38	No. 24 Iowa State (1-26-19)
FG pct:	69.1	No. 24 Iowa State (1-26-19)
3-pt att:	41	South Dakota State (11-28-17)
3-pt made:	18	South Dakota State (11-28-17)
3-pt pct:	56.3	Middle Tennessee (11-30-16)
FT att:	36	2x, MR: No. 16 Auburn (1-28-20)
FT made:	26	2x, MR: No. 16 Auburn (1-28-20)
FT pct:	90.9	10-11, Florida (2-8-20)
Rebounds:	49	2x, MR: Illinois State (12-16-17)
Assists:	26	No. 24 Iowa State (1-26-19)
Blocks:	8	2x, MR: Vanderbilt (3-3-18)
Steals:	12	Mississippi State (3-3-16)

## THE PAVILION AT OLE MISS FAQs

**What is the official name of The Pavilion?**

The official name is The Pavilion at Ole Miss.

**Does The Pavilion have a nickname like the Tad Pad?**

No, the name of the facility is The Pavilion at Ole Miss, or simply The Pavilion.

**When did The Pavilion at Ole Miss open?**

January 7, 2016

**What was the total cost?**

\$96.5 million

**Where is media parking?**

Media parking for the 2020-21 season will be in the parking garage and will be distributed on a game-by-game basis.

**Where is the media entrance?**

The media will-call table is located in the southwest corner of The Pavilion. For those parking inside the garage, media will-call is located on the concourse level of the parking garage (C on elevators). The media entrance will open 1.5 hours prior to tipoff.

**Where is the media workroom?**

In The Pavilion, the workroom is located in the southwest corner of the floor level through the visiting team tunnel. However, due to COVID-19 protocols, the media workroom is close for the 2020-21 season.

**Where is the media seating?**

Media seating is located in the at the top of section 101 in the southwest corner of The Pavilion.

**How do I obtain media credentials for games at the Pavilion?**

Media credentials may be requested through the Athletics Communications Office for game credentials. Requests for credentials should be emailed to Adam Kuffner (kuffner@olemiss.edu) and will be limited to working members of the media.

**Where are the scouting seats located?**

Scouting seats are available in the media seating area at the top of section 101. Additional seating may be purchased by contacting Adam Kuffner in the Athletics Communications office.

**What is the postgame interview policy?**

Both team locker rooms are CLOSED to the media following the game. Ole Miss head coach Kermit Davis will address the media approximately 10 minutes after the game via Zoom. Selected players will be brought onto the Zoom call following Coach Davis. Visiting coach and player interviews will be coordinated through the visiting team's communications contact.

## THE PAVILION QUICK FACTS

<b>Arena Name</b> .....	The Pavilion at Ole Miss
<b>Ground Breaking</b> .....	July 31, 2014
<b>Opening Date</b> .....	Jan. 7, 2016
<b>Capacity</b> .....	9,500
<b>Record Crowd</b> .....	9,500 (9 times)
<b>All-Time Record</b> .....	57-27 (.679)
<b>Current Winning Streak</b> .....	L1
<b>Longest Winning Streak</b> .....	W7

## THE PAVILION FIRSTS

<b>First Game</b> .....	vs. Alabama (1/7/16)
<b>First Win</b> .....	vs. Alabama (1/7/16)
<b>First Overtime Game</b> .....	vs. USC (1/19/16)
<b>First Point</b> .....	Tomasz Gielo (3FG, 19:11/1H)
<b>First FG</b> .....	Tomasz Gielo (3FG, 19:11/1H)
<b>First 3-Pointer</b> .....	Tomasz Gielo (19:11/1H)
<b>First Dunk</b> .....	Jimmie Taylor, Alabama (11:0/1H)
<b>First Dunk (OM)</b> .....	Sebastian Saiz (17:09/2H)

## GAME-BY-GAME STATS

OPPONENT	1H-2H-F	FG-FGA	PCT	3P-3PA	PCT	FT-FTA	PCT	OF-DF-TotRb	A	TO	BLK	STL
Jackson State	12-33-45	15-50	30.0	2-10	20.0	13-18	72.2	16-25-41	4	26	3	8
OLE MISS	41-39-80	29-61	47.5	8-21	38.1	14-19	73.7	11-24-35	21	12	5	9
UNCW	18-40-58	21-51	41.2	9-21	42.9	7-13	53.8	8-18-26	13	19	1	8
OLE MISS	38-40-78	30-58	51.7	4-15	26.7	14-21	66.7	15-25-40	17	15	5	8
Central Arkansas	23-31-54	17-48	35.4	4-16	25.0	16-21	76.2	7-32-39	11	22	0	3
OLE MISS	35-33-68	22-65	33.8	4-25	16.0	20-26	76.9	16-27-43	14	10	6	8
OLE MISS	32-38-70	28-51	54.9	2-14	14.3	12-19	63.2	4-31-35	7	17	2	11
Middle Tennessee	22-29-51	17-57	29.8	5-22	22.7	12-15	80.0	11-25-46	4	19	2	5
OLE MISS	31-31-62	24-59	40.7	7-21	33.3	7-12	58.3	15-26-41	9	17	4	4
Dayton	24-41-65	23-45	51.1	8-15	53.3	11-18	61.1	2-22-24	11	17	2	8
UT Martin	19-24-43	17-56	30.4	6-20	30.0	3-6	50.0	7-14-21	10	20	3	7
OLE MISS	47-43-90	35-59	59.3	9-22	40.9	11-16	68.8	12-33-45	25	16	5	7
OLE MISS	34-30-64	22-65	33.8	1-13	7.7	19-35	54.3	19-28-47	3	17	3	7
Alabama	43-39-82	28-65	43.1	12-37	32.4	14-24	58.3	14-32-46	15	15	5	6
Wichita State	39-44-83	26-50	52.0	9-20	45.0	22-26	84.6	9-27-36	14	16	1	2
OLE MISS	41-38-79	28-66	42.4	9-26	34.6	14-20	70.0	15-18-33	17	9	1	9



## REBEL CAREER HIGHS

#0

**ROMELLO WHITE****POINTS**

20, 2x, MR: at Alabama (12/29/20)

**REBOUNDS**

11 at Alabama (12/29/20)

**FIELD GOALS**

7, 2x, MR: at Middle Tenn. (12/16/20)

**FREE THROWS**

8 at Alabama (12/29/20)

**THREE-POINTERS**

---

**ASSISTS**

3, 2x, MR: vs. UT Martin (12/22/20)

**STEALS**

2 at Middle Tenn. (12/16/20)

**BLOCKS**

3 vs. Central Arkansas (12/14/20)

#1

**AUSTIN CROWLEY****POINTS**

11, 2x, MR: vs. UT Martin (12/22/20)

**REBOUNDS**

4, 2x, MR: at Mississippi St. (3/7/20)

**FIELD GOALS**

4, 2x, MR: vs. UT Martin (12/22/20)

**FREE THROWS**

3 at Mississippi St. (3/7/20)

**THREE-POINTERS**

3 vs. UT Martin (12/22/20)

**ASSISTS**

8 vs. Vanderbilt (2/29/20)

**STEALS**

2, 2x, MR: vs. LSU (1/18/20)

**BLOCKS**

2 vs. Central Arkansas (12/14/20)

#2

**DEVONTAE SHULER****POINTS**

28 vs. LSU (2/1/20)

**REBOUNDS**

11 vs. Arkansas (1/11/20)

**FIELD GOALS**

9, 2x, MR: vs. Jackson St. (12/10/20)

**FREE THROWS**

13 vs. Auburn (1/28/20)

**THREE-POINTERS**

6 vs. Wichita State (1/2/21)

**ASSISTS**

9 vs. Middle Tennessee (12/14/19)

**STEALS**

5 vs. Missouri (2/16/19)

**BLOCKS**

3 vs. Western Michigan (11/15/19)

#3

**KHADIM SY****POINTS**

20 vs. Southeastern Louisiana (12/21/19)

**REBOUNDS**

8, 5x, MR: vs. Alabama (2/22/20)

**FIELD GOALS**

7, 2x, MR: vs. Mississippi St. (2/11/20)

**FREE THROWS**

6 vs. Arkansas (1/11/20)

**THREE-POINTERS**

1, 8x, MR: vs. Jackson St. (12/10/20)

**ASSISTS**

3 vs. Butler (12/3/19)

**STEALS**

2, 3x, MR: vs. Georgia (3/11/20)

**BLOCKS**

3, 2x, MR: at Mississippi St. (3/7/20)

#4

**ANTAVION COLLUM****POINTS**

7 vs. Oklahoma State (11/29/19)

**REBOUNDS**

7 at Kentucky (2/15/20)

**FIELD GOALS**

2, 2x, MR: vs. Alabama (2/22/20)

**FREE THROWS**

3 vs. Oklahoma State (11/29/19)

**THREE-POINTERS**

1, 2x, MR: at Wichita St. (1/4/20)

**ASSISTS**

3 vs. South Carolina (2/5/20)

**STEALS**

2 vs. Western Michigan (11/15/19)

**BLOCKS**

---

#5

**KJ BUFFEN****POINTS**

23 vs. Norfolk State (11/12/19)

**REBOUNDS**

10, 2x, MR: vs. Missouri (3/4/20)

**FIELD GOALS**

9 vs. Norfolk State (11/12/19)

**FREE THROWS**

10 at Florida (1/14/20)

**THREE-POINTERS**

1, 12x, MR: vs. Wichita St. (1/2/21)

**ASSISTS**

6 vs. Penn State (11/27/19)

**STEALS**

4 vs. Penn State (11/27/19)

**BLOCKS**

3 vs. Tennessee Tech (12/29/19)

#11

**MATTHEW MURRELL****POINTS**

13 vs. UT Martin (12/22/20)

**REBOUNDS**

5, 2x, MR: at Alabama (12/29/20)

**FIELD GOALS**

5 vs. UT Martin (12/22/20)

**FREE THROWS**

4, vs. Jackson State (12/10/20)

**THREE-POINTERS**

3 vs. UT Martin (12/22/20)

**ASSISTS**

2 vs. Central Arkansas (12/14/20)

**STEALS**

---

**BLOCKS**

---

#12

**SHON ROBINSON****POINTS**

6 vs. UT Martin (12/22/20)

**REBOUNDS**

2 vs. UT Martin (12/22/20)

**FIELD GOALS**

2 vs. UT Martin (12/22/20)

**FREE THROWS**

2 vs. UT Martin (12/22/20)

**THREE-POINTERS**

---

**ASSISTS**

---

**STEALS**

---

**BLOCKS**

1 at Central Arkansas (12/14/20)

#14

**DIMENCIO VAUGHN****POINTS**

4 vs. Jackson State (12/10/20)

**REBOUNDS**

5 vs. UT Martin (12/22/20)

**FIELD GOALS**

1, 3x, MR: vs. UT Martin (12/22/20)

**FREE THROWS**

2 vs. Jackson State (12/10/20)

**THREE-POINTERS**

---

**ASSISTS**

2 vs. Jackson State (12/10/20)

**STEALS**

1 vs. UNCW (12/12/20)

**BLOCKS**

---

#15

**LUIS RODRIGUEZ****POINTS**

14 vs. UNCW (12/12/20)

**REBOUNDS**

14 at Dayton (12/19/20)

**FIELD GOALS**

6 vs. UNCW (12/12/20)

**FREE THROWS**

7 vs. Central Arkansas (12/14/20)

**THREE-POINTERS**

2, 2x, MR: at Dayton (12/19/20)

**ASSISTS**

4, 6x, MR: vs. Wichita State (1/2/21)

**STEALS**

4 vs. Wichita State (1/2/21)

**BLOCKS**

2, 3x, MR: at Dayton (12/19/20)

#21

**ROBERT ALLEN****POINTS**

12 vs. Central Arkansas (12/14/20)

**REBOUNDS**

6 vs. Central Arkansas (12/14/20)

**FIELD GOALS**

5 vs. Central Arkansas (12/14/20)

**FREE THROWS**

2, 3x, MR: vs. Wichita St. (1/2/21)

**THREE-POINTERS**

1 vs. Jackson State (12/10/20)

**ASSISTS**

3 vs. Jackson State (12/10/20)

**STEALS**

1, 4x, MR: at Alabama (12/29/20)

**BLOCKS**

1 at Dayton (12/19/20)

#23

**SAMMY HUNTER****POINTS**

8 vs. Western Michigan (11/15/19)

**REBOUNDS**

4, 2x, MR: vs. Seattle (11/19/19)

**FIELD GOALS**

4 vs. Western Michigan (11/15/19)

**FREE THROWS**

4 vs. Seattle (11/19/19)

**THREE-POINTERS**

1, 2x, MR: at Dayton (12/19/20)

**ASSISTS**

2, 4x, MR: vs. Tennessee Tech (12/29/19)

**STEALS**

3 vs. Missouri (3/4/20)

**BLOCKS**

3 vs. Vanderbilt (2/29/20)

#24

**JARKEL JOINER****POINTS**

16 vs. UT Martin (12/22/20)

**REBOUNDS**

4 vs. UNCW (12/12/20)

**FIELD GOALS**

7 vs. UT Martin (12/22/20)

**FREE THROWS**

2, 5x, MR: vs. Wichita St. (1/2/21)

**THREE-POINTERS**

2 at Dayton (12/19/20)

**ASSISTS**

2, 2x, MR: vs. UT Martin (12/22/20)

**STEALS**

1, 4x, MR: vs. UT Martin (12/22/20)

**BLOCKS**

---

#33

**JOHN MCBRIDE****POINTS**

3 vs. Tennessee Tech (12/29/19)

**REBOUNDS**

2 vs. Western Michigan (11/15/19)

**FIELD GOALS**

1 vs. Tennessee Tech (12/29/19)

**FREE THROWS**

---

**THREE-POINTERS**

1 vs. Tennessee Tech (12/29/19)

**ASSISTS**

---

**STEALS**

---

**BLOCKS**

1 at Tennessee (1/21/20)

## SEASON HIGHS

#0

**ROMELLO WHITE****POINTS**

20, 2x, MR: at Alabama (12/29/20)

**REBOUNDS**

11 at Alabama (12/29/20)

**FIELD GOALS**

7, 2x, MR: at Middle Tenn. (12/16/20)

**FREE THROWS**

8 at Alabama (12/29/20)

**THREE-POINTERS**

---

**ASSISTS**

3, 2x, MR: vs. UT Martin (12/22/20)

**STEALS**

2 at Middle Tenn. (12/16/20)

**BLOCKS**

3 vs. Central Arkansas (12/14/20)

#1

**AUSTIN CROWLEY****POINTS**

11 vs. UT Martin (12/22/20)

**REBOUNDS**

3 vs. Central Arkansas (12/14/20)

**FIELD GOALS**

4 vs. UT Martin (12/22/20)

**FREE THROWS**

2 vs. UNCW (12/12/20)

**THREE-POINTERS**

3 vs. UT Martin (12/22/20)

**ASSISTS**

3, 2x, MR: vs. Wichita St. (1/2/21)

**STEALS**

1, 3x, MR: vs. UT Martin (12/22/20)

**BLOCKS**

2 vs. Central Arkansas (12/14/20)

#2

**DEVONTAE SHULER****POINTS**

23 vs. Jackson State (12/10/20)

**REBOUNDS**

4, 2x, MR: vs. UT Martin (12/22/20)

**FIELD GOALS**

9 vs. Jackson State (12/10/20)

**FREE THROWS**

4 at Alabama (12/29/20)

**THREE-POINTERS**

6 vs. Wichita State (1/2/21)

**ASSISTS**

8 vs. UT Martin (12/22/20)

**STEALS**

3, 3x, MR: vs. Wichita St. (1/2/21)

**BLOCKS**

---

#3

**KHADIM SY****POINTS**

11 vs. Jackson State (12/10/20)

**REBOUNDS**

2, 3x, MR: vs. Wichita St. (1/2/21)

**FIELD GOALS**

5 vs. Jackson State (12/10/20)

**FREE THROWS**

---

**THREE-POINTERS**

1 vs. Jackson State (12/10/20)

**ASSISTS**

3 vs. Jackson State (12/10/20)

**STEALS**

1, 2x, MR: at Alabama (12/29/20)

**BLOCKS**

---

#4

**ANTAVION COLLUM****POINTS**

2, 3x, MR: vs. UT Martin (12/22/20)

**REBOUNDS**

4 vs. Jackson State (12/10/20)

**FIELD GOALS**

1, 3, MR: vs. UT Martin (12/22/20)

**FREE THROWS**

---

**THREE-POINTERS**

---

**ASSISTS**

2 vs. Jackson State (12/10/20)

**STEALS**

1, 2x, MR: vs. UT Martin (12/22/20)

**BLOCKS**

---

#5

**KJ BUFFEN****POINTS**

18 vs. Wichita State (1/21/20)

**REBOUNDS**

8 at Alabama (12/29/20)

**FIELD GOALS**

7 vs. UT Martin (12/22/20)

**FREE THROWS**

5 vs. Wichita State (1/2/21)

**THREE-POINTERS**

1, 2x, MR: vs. Wichita St. (1/2/21)

**ASSISTS**

3 vs. Jackson State (12/10/20)

**STEALS**

2, 3x, MR: vs. Wichita St. (1/2/21)

**BLOCKS**

2 vs. UT Martin (12/22/20)

#11

**MATTHEW MURRELL****POINTS**

13 vs. UT Martin (12/22/20)

**REBOUNDS**

5, 2x, MR: at Alabama (12/29/20)

**FIELD GOALS**

5 vs. UT Martin (12/22/20)

**FREE THROWS**

4 vs. Jackson State (12/10/20)

**THREE-POINTERS**

3 vs. UT Martin (12/22/20)

**ASSISTS**

2 vs. Central Arkansas (12/14/20)

**STEALS**

---

**BLOCKS**

---

#12

**SHON ROBINSON****POINTS**

6 vs. UT Martin (12/22/20)

**REBOUNDS**

2 vs. UT Martin (12/22/20)

**FIELD GOALS**

2 vs. UT Martin (12/22/20)

**FREE THROWS**

2 vs. UT Martin (12/22/20)

**THREE-POINTERS**

---

**ASSISTS**

---

**STEALS**

---

**BLOCKS**

1 at Central Arkansas (12/14/20)

#14

**DIMENCIO VAUGHN****POINTS**

4 vs. Jackson State (12/10/20)

**REBOUNDS**

5 vs. UT Martin (12/22/20)

**FIELD GOALS**

1, 3x, MR: vs. UT Martin (12/22/20)

**FREE THROWS**

2 vs. Jackson State (12/10/20)

**THREE-POINTERS**

---

**ASSISTS**

2 vs. Jackson State (12/10/20)

**STEALS**

1 vs. UNCW (12/12/20)

**BLOCKS**

---

#15

**LUIS RODRIGUEZ****POINTS**

14 vs. UNCW (12/12/20)

**REBOUNDS**

14 at Dayton (12/19/20)

**FIELD GOALS**

6 vs. UNCW (12/12/20)

**FREE THROWS**

7 vs. Central Arkansas (12/14/20)

**THREE-POINTERS**

2, 2x, MR: at Dayton (12/19/20)

**ASSISTS**

4, 5x, MR: vs. Wichita St. (1/2/21)

**STEALS**

4 vs. Wichita State (1/2/21)

**BLOCKS**

2, 2x, MR: at Dayton (12/19/20)

#21

**ROBERT ALLEN****POINTS**

12 vs. Central Arkansas (12/14/20)

**REBOUNDS**

6 vs. Central Arkansas (12/14/20)

**FIELD GOALS**

5 vs. Central Arkansas (12/14/20)

**FREE THROWS**

2, 3x, MR: vs. Wichita St. (1/2/21)

**THREE-POINTERS**

1 vs. Jackson State (12/10/20)

**ASSISTS**

3 vs. Jackson State (12/10/20)

**STEALS**

1, 4x, MR: at Alabama (12/29/20)

**BLOCKS**

1 at Dayton (12/19/20)

#23

**SAMMY HUNTER****POINTS**

5 vs. UT Martin (12/22/20)

**REBOUNDS**

2 vs. Jackson State (12/10/20)

**FIELD GOALS**

1, 2x, MR: at Dayton (12/19/20)

**FREE THROWS**

3 vs. UT Martin (12/22/20)

**THREE-POINTERS**

1 at Dayton (12/19/20)

**ASSISTS**

1 vs. UT Martin (12/22/20)

**STEALS**

---

**BLOCKS**

1 vs. Jackson State (12/10/20)

#24

**JARKEL JOINER****POINTS**

16 vs. UT Martin (12/22/20)

**REBOUNDS**

4 vs. UNCW (12/12/20)

**FIELD GOALS**

7 vs. UT Martin (12/22/20)

**FREE THROWS**

2, 5x, MR: vs. Wichita St. (1/2/21)

**THREE-POINTERS**

2 at Dayton (12/19/20)

**ASSISTS**

2, 2x, MR: vs. UT Martin (12/22/20)

**STEALS**

1, 4x, MR: vs. UT Martin (12/22/20)

**BLOCKS**

---

#33

**JOHN MCBRIDE****POINTS**

1 vs. Jackson State (12/10/20)

**REBOUNDS**

1 vs. Jackson State (12/10/20)

**FIELD GOALS**

---

**FREE THROWS**

1 vs. Jackson State (12/10/20)

**THREE-POINTERS**

---

**ASSISTS**

---

**STEALS**

---

**BLOCKS**

---

## THE LAST TIME ...

## AN OLE MISS TEAM...

Scored 100+ points at home	105 vs. Oregon (Dec. 8, 2013)
Scored 100+ points on the road	104 at Mississippi State (4ot) (Jan. 24, 1990)
Scored 100+ points and lost	105 vs. Oregon (Dec. 8, 2013)
Scored 110+ points	111 vs. Mississippi Valley State (Nov. 22, 2013)
Scored 50 points or less	44 at Mississippi State (March 7, 2020)
Scored 40 points or less	37 vs. Oklahoma State (Nov. 29, 2019)
Scored 50 or less and won	50-48 vs. SMU (Jan. 3, 2012)
Held opponent to 50 or less	43 vs. UT Martin (Dec. 22, 2020)
Won an overtime game	90-87 at Missouri (Feb. 20, 2018)
Lost an overtime game	83-82 vs. #16 Auburn (Jan. 28, 2020)
Won a double overtime game	90-87 vs. Texas Tech (Mar. 23, 2010)
Lost a double overtime game	83-82 vs. #16 Auburn (Jan. 28, 2020)
Played a triple overtime game	Never Happened
Played a four-overtime game	104-102 at Mississippi State (Jan. 24, 1990)
Made 10+ three-point field goals	14 vs. Middle Tennessee (Dec. 14, 2019)
Made 12+ three-point field goals	14 vs. Middle Tennessee (Dec. 14, 2019)
Made 15+ three-point field goals	15 at Syracuse (March 18, 2017)
Allowed 10+ three-point field goals	12, Alabama (Dec. 29, 2020)
Had 15+ rebound margin	24 vs. UT Martin (Dec. 22, 2020)
Had 20+ rebound margin	24 vs. UT Martin (Dec. 22, 2020)
Had 25+ rebound margin	24 vs. UT Martin (Dec. 22, 2020)
Had 50+ rebounds	50 vs. Tennessee (Jan. 17, 2017)
Had 60+ rebounds	64 vs. Troy (Nov. 27, 2007)
Had two players with 10+ rebounds	vs. Arkansas (Jan. 11, 2020)
Had three players with 10+ rebounds	Devontae Shuler (11), KJ Buffen (10) vs. Georgia (Jan. 9, 2016)
Had two players with 20+ points	Sebastian Saiz (10), Martavious Newby (10), and Rasheed Brooks (10) vs. Tennessee Tech (Dec. 29, 2019)
Had two players with a double-double	KJ Buffen (20), Devontae Shuler (20) vs. Arkansas (Jan. 11, 2020)
Attempted 30+ free throws	Devontae Shuler (10 points, 11 rebounds), KJ Buffen (12 points, 10 rebounds) 35 at Alabama (Dec. 29, 2020)
Attempted 40+ free throws	55 vs. Missouri (March 9, 2017)
Attempted 50+ free throws	55 vs. Missouri (March 9, 2017)
Made 25+ free throws	25 vs. Missouri (March 4, 2020)
Made 30+ free throws	31 vs. Missouri (March 9, 2017)
Made 35+ free throws	40 vs. Georgia Southern (Nov. 17, 2015)
Made 40+ free throws	40 vs. Georgia Southern (Nov. 17, 2015)
Shot 90% or better from FT line	90.0% (9-10) vs. Florida (Feb. 8, 2020)
Had 20+ assists	25 vs. UT Martin (Dec. 22, 2020)
Had 25+ assists	25 vs. UT Martin (Dec. 22, 2020)
Had 30+ assists	32 vs. Centenary (Dec. 19, 2009)
Had 20+ turnovers	21 vs. Alabama (Feb. 22, 2020)
Had 25+ turnovers	26 vs. Southern Utah (Nov. 18, 2005)
Forced 20+ turnovers	20 vs. UT Martin (Dec. 22, 2020)
Forced 25+ turnovers	26 vs. Jackson State (Dec. 10, 2020)
Forced 30+ turnovers	31 vs. Louisiana-Monroe (Nov. 24, 2007)
Had 10+ steals	11 at Middle Tennessee (Dec. 16, 2020)
Had 15+ steals	15 vs. Western Michigan (Nov. 10, 2018)
Had 20+ steals	20 vs. Lipscomb (Nov. 23, 2012)
Blocked 5+ shots	5 vs. UT Martin (Dec. 22, 2020)
Blocked 10+ shots	10 vs. Texas A&M-Corpus Christi (Dec. 19, 2017)
Blocked 12+ shots	13 vs. Bradley (Dec. 19, 2016)
Beat a ranked team	81-77 at #14 Mississippi St. (Jan. 12, 2019)
Beat a ranked team on the road	81-77 at #14 Mississippi St. (Jan. 12, 2019)
Beat a ranked team on a neutral floor	75-68 vs. #23 Creighton (Nov. 28, 2014)
Keep every opposing player out of double figures	vs. UT Martin (Dec. 22, 2020)
Had all five starters score in double figures	at Middle Tennessee (Dec. 16, 2020)
Had five players score in double figures	at Middle Tennessee (Dec. 16, 2020)
Had six players score in double figures	at Auburn (Jan. 7, 2017)
Had no players score in double figures	vs. Oklahoma State (Nov. 29, 2019)
Overcame a 5-point+ halftime deficit to win	16 vs. Penn State (Nov. 27, 2019)
Overcame a 5-point+ halftime deficit on the road to win	8 at Missouri (March 9, 2019)
Overcame a 10-point+ halftime deficit to win	16 vs. Penn State (Nov. 27, 2019)
Overcame a 20-point+ halftime deficit to win	20 vs. Auburn (Feb. 11, 2017)
Overcame a 10-point+ second half deficit to win	21 vs. Penn State (Nov. 27, 2019)
Overcame a 15-point+ second half deficit to win	21 vs. Penn State (Nov. 27, 2019)
Overcame a 20-point+ second half deficit to win	21 vs. Penn State (Nov. 27, 2019)
Went on a 20-0 run	20 vs. Jackson State (Dec. 10, 2020)
Went on a 25-0 run	28 vs. Chattanooga (Dec. 16, 2018)

## AN OLE MISS PLAYER...

Scored 20+ points	20, Devontae Shuler vs. Wichita State (Jan. 2, 2021)
Scored 30+ points	40, Breein Tyree vs. Mississippi St. (Feb. 11, 2020)
Scored 35+ points	40, Breein Tyree vs. Mississippi St. (Feb. 11, 2020)
Scored 40+ points	40, Breein Tyree vs. Mississippi St. (Feb. 11, 2020)
Scored 50+ points	53, Gerald Glass vs. LSU (Mar. 4, 1989)
Scored 20+ points in 5 straight games	Breein Tyree (Jan. 26-Feb. 14, 2019)
Scored 20+ points in 10 straight games	Stefan Moody (Nov. 25, 2015-Jan. 28, 2016)
Scored 20+ points in 14 straight games	Stefan Moody (Nov. 25, 2015-Jan. 28, 2016)
Scored 20+ points in 18 straight games	Joe Gibbon (Dec. 10, 1956-Feb. 28, 1957)
Scored 20+ points in 22 straight games	Johnny Neumann (Dec. 1, 1920-Feb. 22, 1971)
Made 5+ 3-pointers	6, Devontae Shuler vs. Wichita State (Jan. 2, 2021)
Made 7+ 3-pointers	8, Breein Tyree vs. Middle Tennessee (Dec. 14, 2019)
Made 8+ 3-pointers	8, Breein Tyree vs. Middle Tennessee (Dec. 14, 2019)
Made 9+ 3-pointers	9, Deandre Burnett vs. Oral Roberts (Nov. 18, 2016)
Made 10+ 3-pointers	10, Marshall Henderson vs. Oregon (Dec. 8, 2013)
Attempted 10+ 3-pointers	12, Devontae Shuler vs. Wichita State (Jan. 2, 2021)
Attempted 15+ 3-pointers	17, Stefan Moody vs. Alabama (March 10, 2016)
Had a double-double	Romello White (20 points, 11 rebounds) at Alabama (Dec. 29, 2020)
Had a double-double in 2 straight games	Sebastian Saiz (3/4/17-3/9/17)
Had a double-double in 3 straight games	Sebastian Saiz (1/28/17-2/4/17)
Had a double-double in 4 straight games	Sebastian Saiz (1/28/17-2/8/17)
Had a double-double in 5 straight games	Sebastian Saiz (12/15/16-1/3/17)
Had a double-double in 6 straight games	Sebastian Saiz (12/15/16-1/7/17)
Had a double-double in 7 straight games	Rahim Lockhart (11/19/99-12/4/99)
Had 5+ double-doubles in a season	5, Terence Davis, - 2016-17 season
Had 10+ double-doubles in a season	23, Sebastian Saiz - 2016-17 season
Had 18+ double-doubles in a season	23, Sebastian Saiz - 2016-17 season
Had 20+ double-doubles in a season	23, Sebastian Saiz - 2016-17 season
Had 20+ points and 15+ rebounds	Sebastian Saiz, 21 pts/15 rebs vs. South Carolina (March 4, 2017)
Had 20+ points and 20+ rebounds	Walter Actwood, 22 pts/22 rebs vs. ISU-Evansville (Dec. 1, 1975)
Had 15+ rebounds	15, Sebastian Saiz vs. Georgia Tech (March 21, 2017)
Had 20+ rebounds	20, Murphy Holloway vs. Auburn (Feb. 24, 2010)
Had 10+ offensive rebounds	10, Dwayne Curtis vs. Auburn (Feb. 25, 2006)
Had 20+ defensive rebounds	10, Blake Hinson at Florida (Jan. 14, 2020)
Had 10+ assists	10, Jarvis Summers vs. BYU (March 17, 2015)
Had 15+ assists	15, Sean Tuohy vs. Auburn (Jan. 26, 1980)
Had 9+ assists and 0 turnovers	9, Cullen Neal vs. South Alabama (Dec. 22, 2016)
Had 8+ assists and 0 turnovers	8, Deandre Burnett at Texas A&M (Jan. 16, 2018)
Had 5+ blocks	6, Sebastian Saiz vs. Bradley (Dec. 19, 2016)
Had 8+ blocks	8, Reginald Buckner at Arkansas (Feb. 5, 2011)
Had 5+ steals	5, Devontae Shuler vs. Missouri (Feb. 16, 2019)
Had 7+ steals	7, Terence Davis vs. Texas A&M (Feb. 6, 2019)
Had 8+ steals	8, Gerald Glass vs. Christian Bros. (Nov. 25, 1988)
Made 10+ free throws	12, Breein Tyree vs. Alabama (Feb. 22, 2020)
Made 15+ free throws	15, Stefan Moody vs. Mississippi State (March 3, 2016)
Attempted 10+ free throws	13, Romello White at Alabama (Dec. 29, 2020)
Attempted 15+ free throws	18, Devontae Shuler vs. #16 Auburn (Jan. 28, 2020)
Attempted 20+ free throws	20, Ansu Sesay vs. Arkansas (Feb. 18, 1995)
Shot 100% from the line (min. 10)	12-12, Breein Tyree vs. Alabama (Feb. 22, 2020)
Shot 100% from the floor (min. 5)	Khadam Sy, 5-5 at Missouri (Feb. 18, 2020)
Shot 90% from the floor (min. 10)	Devontae Shuler, 9-10 vs. Jackson State (Dec. 10, 2020)
Played 40+ minutes	40, Breein Tyree vs. South Carolina (Feb. 5, 2020)
Played 45+ minutes	49, Blake Hinson vs. #16 Auburn (Jan. 28, 2020)
	48, Devontae Shuler vs. #16 Auburn (Jan. 28, 2020)
Fouled out	Luis Rodriguez vs. Wichita State (Jan. 2, 2021)

## RADIO/TV ROSTER



**0**  
**ROMELLO WHITE**  
6-8 • 235 • F • Gr.  
Atlanta, Ga.




**1**  
**AUSTIN CROWLEY**  
6-5 • 195 • G • So.  
West Point, Miss.




**2**  
**DEVONTAE SHULER**  
6-2 • 185 • G • Sr.  
Irmo, S.C.



**3**  
**KHADIM SY**  
6-10 • 238 • F • Sr.  
Dakar, Senegal



**4**  
**ANTAVION COLLUM**  
6-7 • 230 • F • So.  
Memphis, Tenn.



**5**  
**KJ BUFFEN**  
6-7 • 230 • F • Jr.  
Gainesville, Ga.




**11**  
**MATTHEW MURRELL**  
6-4 • 200 • G • Fr.  
Memphis, Tenn.




**12**  
**SHON ROBINSON**  
6-11 • 220 • F • R-Fr.  
Chicago, Ill.



**14**  
**DIMENCIO VAUGHN**  
6-5 • 215 • F • Gr.  
New York, N.Y.



**15**  
**LUIS RODRIGUEZ**  
6-6 • 210 • G/F • So.  
Los Angeles, Calif.




**21**  
**ROBERT ALLEN**  
6-8 • 230 • F • Jr.  
Orlando, Fla.



**23**  
**SAMMY HUNTER**  
6-9 • 225 • F • So.  
Nassau, Bahamas



**24**  
**JARKEL JOINER**  
6-1 • 180 • G • Jr.  
Oxford, Miss.




**33**  
**JOHN MCBRIDE**  
6-7 • 214 • G • So.  
Memphis, Tenn.



**KERMIT DAVIS**  
Head Coach  
Third year at Ole Miss



**WIN CASE**  
Assistant Coach  
Third year at Ole Miss



**RONNIE HAMILTON**  
Assistant Coach  
Third year at Ole Miss



**LEVI WATKINS**  
Assistant Coach  
Third year at Ole Miss



BOX SCORES

GAME 1: OLE MISS 80, JACKSON STATE 45

Official Basketball Box Score - Final
Jackson St. at Ole Miss
12/10/20 The Pavilion at Ole Miss, Oxford
2020-21 Men's Basketball

Game Time: 7:00 PM
Game Duration: 1:48
Attendance: 1,904



Jackson St. - 45

Record: 0-2

Table with columns: NO. Name, Min, FG, 3P, FT, Rebounds, Fouls, TP, AS, TO, ST, Blocks, +/-

Shooting By Period
1st FG% 5-25 20.0%
3PT% 0-5 0.0%
FT% 2-4 50%

Technical Fouls: NONE

Ole Miss - 80

Record: 1-0

Table with columns: NO. Name, Min, FG, 3P, FT, Rebounds, Fouls, TP, AS, TO, ST, Blocks, +/-

Shooting By Period
1st FG% 14-28 50.0%
3PT% 3-6 50.0%
FT% 10-13 76.9%

Technical Fouls: NONE

Summary table with columns: JSU, OLE, Points from, Turnovers, Paint, Second Chance, Fast Breaks, Bench

Period by Period Scoring table with columns: 1st, 2nd, TOT

GAME 2: OLE MISS 78, UNCW 58

Official Basketball Box Score - Final
UNCW at Ole Miss
12/12/20 The Pavilion at Ole Miss, Oxford, Miss.
2020-21 Ole Miss Men's Basketball

Game Time: 4:00 PM
Game Duration: 1:56
Attendance: 895



UNCW - 58

Record: 3-3

Table with columns: NO. Name, Min, FG, 3P, FT, Rebounds, Fouls, TP, AS, TO, ST, Blocks, +/-

Shooting By Period
1st FG% 7-23 30.4%
3PT% 2-8 25.0%
FT% 2-4 50%

Technical Fouls: NONE

Ole Miss - 78

Record: 2-0

Table with columns: NO. Name, Min, FG, 3P, FT, Rebounds, Fouls, TP, AS, TO, ST, Blocks, +/-

Shooting By Period
1st FG% 15-34 44.1%
3PT% 1-6 16.7%
FT% 17-28 87.5%

Technical Fouls: NONE

Summary table with columns: UNCW, OM, Points from, Turnovers, Paint, Second Chance, Fast Breaks, Bench

GAME 3: OLE MISS 68, CENTRAL ARKANSAS 54

Official Basketball Box Score - Final
Central Ark. at Ole Miss
12/14/20 The Pavilion at Ole Miss, Oxford
2020-21 Men's Basketball

Game Time: 7:00 PM
Game Duration: 1:59
Attendance: 895



Central Ark. - 54

Record: 0-5

Table with columns: NO. Name, Min, FG, 3P, FT, Rebounds, Fouls, TP, AS, TO, ST, Blocks, +/-

Shooting By Period
1st FG% 5-21 23.8%
3PT% 4-9 44.4%
FT% 9-10 90%

Technical Fouls: NONE

Ole Miss - 68

Record: 3-0

Table with columns: NO. Name, Min, FG, 3P, FT, Rebounds, Fouls, TP, AS, TO, ST, Blocks, +/-

Shooting By Period
1st FG% 14-32 43.8%
3PT% 3-11 27.3%
FT% 4-6 66.7%

Technical Fouls: NONE

Summary table with columns: UCA, OLE, Points from, Turnovers, Paint, Second Chance, Fast Breaks, Bench

Period by Period Scoring table with columns: 1st, 2nd, TOT

GAME 4: OLE MISS 70, MIDDLE TENNESSEE 51

Official Basketball Box Score - Final
Ole Miss at Middle Tenn.
12/16/20 Murphy Center, Murfreesboro
2020-21 Men's Basketball

Game Time: 7:00 PM
Game Duration: 1:54
Attendance: 100



Ole Miss - 70

Record: 4-0

Table with columns: NO. Name, Min, FG, 3P, FT, Rebounds, Fouls, TP, AS, TO, ST, Blocks, +/-

Shooting By Period
1st FG% 14-26 53.8%
3PT% 2-7 28.6%
FT% 2-5 40%

Technical Fouls: NONE

Middle Tenn. - 51

Record: 2-4

Table with columns: NO. Name, Min, FG, 3P, FT, Rebounds, Fouls, TP, AS, TO, ST, Blocks, +/-

Shooting By Period
1st FG% 8-28 28.6%
3PT% 4-13 30.8%
FT% 2-2 100%

Technical Fouls: NONE

Summary table with columns: OLE, MTS, Points from, Turnovers, Paint, Second Chance, Fast Breaks, Bench

BOX SCORES

GAME 5: DAYTON 65, OLE MISS 62



Official Basketball Box Score - Final
Ole Miss at Dayton
12/19/20 University of Dayton Arena, Dayton, Ohio
2020-21 NCAA Men's Basketball

Game Time: 2:32 PM
Game Duration: 2:12

Officials: Lee Cassell, Don Daly, Lamar Simpson

Ole Miss - 62

Record: 4-1

Table with columns: NO., Name, Min, FG, 3P, FT, Rebounds, Fouls, TP, AS, TO, ST, Blocks, +/-

Shooting By Period table with columns: 1st FG%, 3PT%, FT%, 2nd FG%, 3PT%, FT%, GM FG%, GM 3PT%, GM FT%

Technical Fouls:White 1st 15:19

Dayton - 65

Record: 4-1

Table with columns: NO., Name, Min, FG, 3P, FT, Rebounds, Fouls, TP, AS, TO, ST, Blocks, +/-

Shooting By Period table with columns: 1st FG%, 3PT%, FT%, 2nd FG%, 3PT%, FT%, GM FG%, GM 3PT%, GM FT%

Technical Fouls:Johnson 1st 15:19

Biggest lead

Summary table with columns: OMS, DAY, Points from Turnovers, Paint, Second Chance, Bench, OMS, DAY, OLE

GAME 6: OLE MISS 90, UT MARTIN 43



Official Basketball Box Score - Final
Ut Martin at Ole Miss
12/22/20 The Pavilion at Ole Miss, Oxford
2020-21 Men's Basketball

Game Time: 4:00 PM
Game Duration: 1:45
Attendance: 875

Officials: Terry Ogleby, Hunter Allen, Wesley Ford

Ut Martin - 43

Record: 3-2

Table with columns: NO., Name, Min, FG, 3P, FT, Rebounds, Fouls, TP, AS, TO, ST, Blocks, +/-

Shooting By Period table with columns: 1st FG%, 3PT%, FT%, 2nd FG%, 3PT%, FT%, GM FG%, GM 3PT%, GM FT%

Technical Fouls:NONE

Ole Miss - 90

Record: 5-1

Table with columns: NO., Name, Min, FG, 3P, FT, Rebounds, Fouls, TP, AS, TO, ST, Blocks, +/-

Shooting By Period table with columns: 1st FG%, 3PT%, FT%, 2nd FG%, 3PT%, FT%, GM FG%, GM 3PT%, GM FT%

Technical Fouls:NONE

Biggest lead

Summary table with columns: UTM, OLE, Points from Turnovers, Paint, Second Chance, Bench, UTM, OLE

GAME 7: ALABAMA 82, OLE MISS 64



Official Basketball Box Score - Final
Ole Miss at Alabama
12/29/20 Coleman Coliseum, Tuscaloosa
2020-21 Men's Basketball

Game Time: 8:00 PM
Game Duration: 2:19
Attendance: 2,655

Officials: Brian Shey, Joe Lindsay, Steven Anderson

Ole Miss - 64

Record: 5-2 (1-1)

Table with columns: NO., Name, Min, FG, 3P, FT, Rebounds, Fouls, TP, AS, TO, ST, Blocks, +/-

Shooting By Period table with columns: 1st FG%, 3PT%, FT%, 2nd FG%, 3PT%, FT%, GM FG%, GM 3PT%, GM FT%

Technical Fouls:NONE

Alabama - 82

Record: 6-3 (1-0)

Table with columns: NO., Name, Min, FG, 3P, FT, Rebounds, Fouls, TP, AS, TO, ST, Blocks, +/-

Shooting By Period table with columns: 1st FG%, 3PT%, FT%, 2nd FG%, 3PT%, FT%, GM FG%, GM 3PT%, GM FT%

Technical Fouls:Rojas 2nd 12:14

Biggest lead

Summary table with columns: OLM, ALA, Points from Turnovers, Paint, Second Chance, Bench, OLM, ALA, OLE

GAME 8: WICHITA STATE 83, OLE MISS 79



Official Basketball Box Score - Final
Wichita St. at Ole Miss
01/02/21 The Pavilion at Ole Miss, Oxford
2020-21 Men's Basketball

Game Time: 5:00 PM
Game Duration: 2:09
Attendance: 860

Officials: Anthony Jordan, Vladimir Voyard-Tadai, K.B. Burdett, Jr.

Wichita St. - 83

Record: 6-2

Table with columns: NO., Name, Min, FG, 3P, FT, Rebounds, Fouls, TP, AS, TO, ST, Blocks, +/-

Shooting By Period table with columns: 1st FG%, 3PT%, FT%, 2nd FG%, 3PT%, FT%, GM FG%, GM 3PT%, GM FT%

Technical Fouls:NONE

Ole Miss - 79

Record: 5-3

Table with columns: NO., Name, Min, FG, 3P, FT, Rebounds, Fouls, TP, AS, TO, ST, Blocks, +/-

Shooting By Period table with columns: 1st FG%, 3PT%, FT%, 2nd FG%, 3PT%, FT%, GM FG%, GM 3PT%, GM FT%

Technical Fouls:NONE

Biggest lead

Summary table with columns: WSU, OLE, Points from Turnovers, Paint, Second Chance, Bench, WSU, OLE

# 21 robert ALLEN

JR. F

Orlando, Fla. • Samford

6-8 • 230 • TR

Multi-Disciplinary Studies



Opponent	Date	GS	MIN	Total		3-Pointers		Free throws		Rebounds				PF	A	T/O	BLK	STL	PTS	AVG
				FG-FGA	PCT	3FG-3FGA	PCT	FT-FTA	PCT	OFF	DEF	TOT	AVG							
Jackson St.	12/10/2020		13:56	2-4	.500	1-1	1.000	0-0	.000	0	0	0	0.0	0	3	0	2	0	5	5.0
UNCW	12/12/2020		20:58	1-2	.500	0-0	.000	0-0	.000	0	4	4	2.0	3	1	1	0	1	2	3.5
Central Ark.	12/14/2020		19:55	5-8	.625	0-1	.000	2-2	1.000	4	2	6	3.3	0	1	1	0	0	12	6.3
at Middle Tenn.	12/16/2020		08:33	0-0	.000	0-0	.000	2-4	.500	0	1	1	2.8	2	0	2	0	1	2	5.3
at Dayton	12/19/2020		15:08	3-6	.500	0-1	.000	0-0	.000	3	1	4	3.0	0	1	2	1	0	6	5.4
UT Martin	12/22/2020 *		12:34	0-0	.000	0-0	.000	0-0	.000	0	3	3	3.0	1	0	1	0	1	0	4.5
at Alabama	12/29/2020		11:19	0-1	.000	0-0	.000	0-2	.000	3	1	4	3.1	2	0	2	0	1	0	3.9
Wichita St.	01/02/2021		09:32	0-2	.000	0-1	.000	2-2	1.000	1	0	1	2.9	0	2	0	0	0	2	3.6
<b>Totals</b>		<b>1</b>	<b>111:55</b>	<b>11-23</b>	<b>.478</b>	<b>1-4</b>	<b>.250</b>	<b>6-10</b>	<b>.600</b>	<b>11</b>	<b>12</b>	<b>23</b>	<b>2.9</b>	<b>8</b>	<b>8</b>	<b>9</b>	<b>3</b>	<b>4</b>	<b>29</b>	<b>3.6</b>

**Player Averages**

Games Played	Minutes/game	Points/game	FG Pct	3FG Pct	FT Pct	Rebounds/game	Assists/game	Turnovers/game	Assist/Turnover ratio	Steals/game	Blocks/game
8	14.0	3.6	47.8	25.0	60.0	2.9	1.0	1.1	0.9	0.5	0.4

**FOUR FASTBREAK FACTS**

1. Granted immediate eligibility by the NCAA after transferring from Samford
2. Recorded 11 double-doubles in his first two seasons
3. Ranked third in the Southern Conference with 1.3 blocks per game in 2019-2020
4. Knocked down 32 threes as a sophomore

**CAREER HIGHS** \*includes Samford


- POINTS**  
28 at UNC Greensboro (2/9/20)
- REBOUNDS**  
18 at The Citadel (2/7/20)
- FIELD GOALS**  
10 vs. ETSU (2/22/20)
- FREE THROWS**  
9 vs. VMI (2/29/20)
- THREE-POINTERS**  
4, 2x, MR: vs. UNC Greensboro (2/9/20)
- ASSISTS**  
5 vs. Morehead State (12/13/18)
- STEALS**  
5 vs. Auburn Montgomery (12/3/19)
- BLOCKS**  
5, 2x, MR: vs. ETSU (2/22/20)

**CAREER STATISTICS**

SEASON	TEAM	GP-GS	MIN/AVG	Field Goals		3-Point		F-Throws		Rebounds				Scoring						
				FG-FGA	FG%	3FG-FGA	3FG%	FT-FTA	FT%	OFF	DEF	TOT	AVG	PF-FO	AST	TO	BLK	STL	PTS	AVG
2018-19	SU	33-31	1058/32.0	124-261	.475	23-83	.277	57-87	.655	70	203	273	8.3	87-1	49	64	30	28	328	9.9
2019-20	SU	32-31	1056/33.0	171-398	.430	32-111	.288	78-120	.650	62	163	225	7.0	75-4	44	82	43	34	452	14.1
2020-21	OM	8-1	112/14.0	11-23	.478	1-4	.250	6-10	.600	11	12	23	2.9	8-0	8	9	3	4	29	3.6
<b>TOTAL FOR OM</b>		<b>8-1</b>	<b>112/14.0</b>	<b>11-23</b>	<b>.478</b>	<b>1-4</b>	<b>.250</b>	<b>6-10</b>	<b>.600</b>	<b>11</b>	<b>12</b>	<b>23</b>	<b>2.9</b>	<b>8-0</b>	<b>8</b>	<b>9</b>	<b>3</b>	<b>4</b>	<b>29</b>	<b>3.6</b>
<b>TOTAL</b>		<b>73-63</b>	<b>2225/30.5</b>	<b>306-682</b>	<b>.449</b>	<b>56-198</b>	<b>.283</b>	<b>141-217</b>	<b>.650</b>	<b>143</b>	<b>378</b>	<b>521</b>	<b>7.1</b>	<b>170-5</b>	<b>101</b>	<b>155</b>	<b>76</b>	<b>66</b>	<b>809</b>	<b>11.1</b>

# 5 <sup>kj</sup> BUFFEN

JR.  
F



Gainesville, Ga. • Gainesville HS

6-7 • 230 • 2L

Multi-Disciplinary Studies



Opponent	Date	GS	MIN	Total		3-Pointers		Free throws		Rebounds				PF	A	T/O	BLK	STL	PTS	AVG
				FG-FGA	PCT	3FG-3FGA	PCT	FT-FTA	PCT	OFF	DEF	TOT	AVG							
Jackson St.	12/10/2020	*	13:32	3-4	.750	1-1	1.000	0-0	.000	3	2	5	5.0	3	3	2	0	0	7	7.0
UNCW	12/12/2020	*	18:04	2-6	.333	0-1	.000	2-2	1.000	2	0	2	3.5	4	1	1	1	1	6	6.5
Central Ark.	12/14/2020	*	17:22	2-6	.333	0-2	.000	2-2	1.000	1	2	3	3.3	3	0	0	0	1	6	6.3
at Middle Tenn.	12/16/2020	*	21:42	4-4	1.000	0-0	.000	3-4	.750	0	7	7	4.3	1	2	0	1	2	11	7.5
at Dayton	12/19/2020	*	20:56	5-8	.625	0-1	.000	2-4	.500	2	1	3	4.0	5	1	2	0	1	12	8.4
UT Martin	12/22/2020	*	22:14	7-8	.875	1-1	1.000	1-4	.250	2	4	6	4.3	1	2	2	2	1	16	9.7
at Alabama	12/29/2020	*	24:13	6-10	.600	0-0	.000	3-3	1.000	4	4	8	4.9	5	0	3	1	2	15	10.4
Wichita St.	01/02/2021	*	34:57	6-13	.462	1-2	.500	5-6	.833	4	2	6	5.0	3	2	0	0	2	18	11.4
<b>Totals</b>		<b>8</b>	<b>173:01</b>	<b>35-59</b>	<b>.593</b>	<b>3-8</b>	<b>.375</b>	<b>18-25</b>	<b>.720</b>	<b>18</b>	<b>22</b>	<b>40</b>	<b>5.0</b>	<b>25</b>	<b>11</b>	<b>10</b>	<b>5</b>	<b>10</b>	<b>91</b>	<b>11.4</b>

### Player Averages

Games Played	Minutes/game	Points/game	FG Pct	3FG Pct	FT Pct	Rebounds/game	Assists/game	Turnovers/game	Assist/Turnover ratio	Steals/game	Blocks/game
8	21.6	11.4	59.3	37.5	72.0	5.0	1.4	1.3	1.1	1.3	0.6

### FOUR FASTBREAK FACTS

1. First recruit signed by Kermit Davis at Ole Miss
2. "KJ" stands for Kenyon Joseph
3. Only freshman to play in all 33 games last year
4. Changed his number from 14 to 5 last season

### CAREER HIGHS

- POINTS**  
23 vs. Norfolk State (11/12/19)
- REBOUNDS**  
10, 2x, MR: vs. Missouri (3/4/20)
- FIELD GOALS**  
9 vs. Norfolk State (11/12/19)
- FREE THROWS**  
10 at Florida (1/14/20)
- THREE-POINTERS**  
1, 12x, MR: vs. Wichita State (1/2/21)
- ASSISTS**  
6 vs. Penn State (11/27/19)
- STEALS**  
4 vs. Penn State (11/27/19)
- BLOCKS**  
3 vs. Tennessee Tech (12/29/19)

### CAREER STATISTICS

SEASON	TEAM	GP-GS	MIN/AVG	Field Goals		3-Point		F-Throws		Rebounds				Scoring						
				FG-FGA	FG%	3FG-FGA	3FG%	FT-FTA	FT%	OFF	DEF	TOT	AVG	PF-FO	AST	TO	BLK	STL	PTS	AVG
2018-19	OM	33-2	690/20.9	68-144	.472	4-16	.250	58-84	.690	51	94	145	4.4	82-3	38	55	16	26	198	6.0
2019-20	OM	32-32	920/28.8	122-242	.504	5-21	.238	74-109	.679	65	131	196	6.1	100-7	52	49	28	46	323	10.1
2020-21	OM	8-8	173/21.6	35-59	.593	3-8	.375	18-25	.720	18	22	40	5.0	25-2	11	10	5	10	91	11.4
<b>TOTAL</b>		<b>73-42</b>	<b>1783/24.4</b>	<b>225-445</b>	<b>.506</b>	<b>12-45</b>	<b>.267</b>	<b>150-218</b>	<b>.688</b>	<b>134</b>	<b>247</b>	<b>381</b>	<b>5.2</b>	<b>207-12</b>	<b>101</b>	<b>114</b>	<b>49</b>	<b>82</b>	<b>612</b>	<b>8.4</b>



# 4

## antavion COLLUM

Memphis, Tenn. • Bartlett HS

6-7 • 230 • 1L

General Business



### FOUR FASTBREAK FACTS

1. Nickname is "Dude"
2. 2019 finalist for Tennessee's Mr. Basketball
3. Played at three different high schools over four years (Memphis East, Tennessee Prep, Bartlett)
4. A unique off the court talent is that he can draw

### CAREER HIGHS

- POINTS**  
7 vs. Oklahoma State (11/29/19)
- REBOUNDS**  
7 at Kentucky (2/15/20)
- FIELD GOALS**  
2, 2x, MR: vs. Alabama (2/22/20)
- FREE THROWS**  
3 vs. Oklahoma State (11/29/19)
- THREE-POINTERS**  
1, 2x, MR: at Wichita State (1/4/20)
- ASSISTS**  
3 vs. South Carolina (2/5/20)
- STEALS**  
2 vs. Western Michigan (11/15/19)
- BLOCKS**  
--

Opponent	Date	GS	MIN	Total		3-Pointers		Free throws		Rebounds				PF	A	T/O	BLK	STL	PTS	AVG
				FG-FGA	PCT	3FG-3FGA	PCT	FT-FTA	PCT	OFF	DEF	TOT	AVG							
Jackson St.	12/10/2020		08:34	0-2	.000	0-1	.000	0-0	.000	2	2	4	4.0	0	2	0	0	1	0	0.0
UNCW	12/12/2020		01:05	0-0	.000	0-0	.000	0-0	.000	0	0	0	2.0	0	1	0	0	0	0.0	
Central Ark.	12/14/2020		01:31	0-0	.000	0-0	.000	0-0	.000	0	0	0	1.3	0	0	0	0	0	0.0	
at Middle Tenn.	12/16/2020		03:07	1-2	.500	0-1	.000	0-0	.000	0	0	0	1.0	2	0	1	0	0	2.0	
at Dayton	12/19/2020		03:47	1-1	1.000	0-0	.000	0-1	.000	1	2	3	1.4	0	0	1	0	0	2.0	
UT Martin	12/22/2020		04:32	1-1	1.000	0-0	.000	0-0	.000	0	0	0	1.2	0	1	1	0	1	2.0	
<b>Totals</b>		<b>0</b>	<b>22:36</b>	<b>3-6</b>	<b>.500</b>	<b>0-2</b>	<b>.000</b>	<b>0-1</b>	<b>.000</b>	<b>3</b>	<b>4</b>	<b>7</b>	<b>1.2</b>	<b>2</b>	<b>4</b>	<b>3</b>	<b>0</b>	<b>2</b>	<b>6</b>	<b>1.0</b>

#### Player Averages

Games Played	Minutes/game	Points/game	FG Pct	3FG Pct	FT Pct	Rebounds/game	Assists/game	Turnovers/game	Assist/Turnover ratio	Steals/game	Blocks/game
6	3.8	1.0	50.0	0.0	0.0	1.2	0.7	0.5	1.3	0.3	0.0

### CAREER STATISTICS

SEASON	TEAM	GP-GS	MIN/AVG	Field Goals		3-Point		F-Throws		Rebounds				Scoring						
				FG-FGA	FG%	3FG-FGA	3FG%	FT-FTA	FT%	OFF	DEF	TOT	AVG	PF	FO	AST	TO	BLK	STL	PTS
2019-20	OM	22-0	224/10.2	8-27	.296	2-13	.154	10-15	.667	6	30	36	1.6	24-0	8	10	0	9	28	1.3
2020-21	OM	6-0	23/3.8	3-6	.500	0-2	.000	0-1	.000	3	4	7	1.2	2-0	4	3	0	2	6	1.0
<b>TOTAL</b>		<b>28-0</b>	<b>246/8.8</b>	<b>11-33</b>	<b>.333</b>	<b>2-15</b>	<b>.133</b>	<b>10-16</b>	<b>.625</b>	<b>9</b>	<b>34</b>	<b>43</b>	<b>1.5</b>	<b>26-0</b>	<b>12</b>	<b>13</b>	<b>0</b>	<b>11</b>	<b>34</b>	<b>1.2</b>

# 1 austin CROWLEY

SO.  
G

West Point, Miss. • Sunrise Christian Academy (Kan.)

6-5 • 195 • 1L

Sport and Recreation Administration



Opponent	Date	GS	MIN	Total		3-Pointers		Free throws		Rebounds				PF	A	T/O	BLK	STL	PTS	AVG
				FG-FGA	PCT	3FG-3FGA	PCT	FT-FTA	PCT	OFF	DEF	TOT	AVG							
Jackson St.	12/10/2020		16:10	2-3	.667	0-1	.000	0-0	.000	0	1	1	1.0	3	1	1	0	1	4	4.0
UNCW	12/12/2020		15:00	2-7	.286	0-3	.000	2-2	1.000	0	0	0	0.5	1	0	2	0	0	6	5.0
Central Ark.	12/14/2020		11:39	1-4	.250	0-2	.000	0-0	.000	0	3	3	1.3	3	1	1	2	1	2	4.0
at Middle Tenn.	12/16/2020		14:49	2-5	.400	0-1	.000	0-0	.000	0	2	2	1.5	2	1	3	0	0	4	4.0
at Dayton	12/19/2020		09:28	0-1	.000	0-1	.000	0-0	.000	0	0	0	1.2	1	2	1	0	0	0	3.2
UT Martin	12/22/2020		24:38	4-7	.571	3-5	.600	0-0	.000	0	2	2	1.3	0	3	4	1	1	11	4.5
at Alabama	12/29/2020	*	10:11	0-2	.000	0-0	.000	0-2	.000	0	2	2	1.4	2	0	0	0	0	0	3.9
Wichita St.	01/02/2021		11:55	0-2	.000	0-2	.000	0-0	.000	0	2	2	1.5	2	3	1	0	0	0	3.4
<b>Totals</b>		<b>1</b>	<b>113:49</b>	<b>11-31</b>	<b>.355</b>	<b>3-15</b>	<b>.200</b>	<b>2-4</b>	<b>.500</b>	<b>0</b>	<b>12</b>	<b>12</b>	<b>1.5</b>	<b>14</b>	<b>11</b>	<b>13</b>	<b>3</b>	<b>3</b>	<b>27</b>	<b>3.4</b>

**Player Averages**

Games Played	Minutes/game	Points/game	FG Pct	3FG Pct	FT Pct	Rebounds/game	Assists/game	Turnovers/game	Assist/Turnover ratio	Steals/game	Blocks/game
8	14.2	3.4	35.5	20.0	50.0	1.5	1.4	1.6	0.8	0.4	0.4

**FOUR FASTBREAK FACTS**

1. Kermit Davis' first Mississippi recruit as the Rebels' head coach
2. Winner of the 2020 Pavilion Madness Dunk Contest
3. Named to First Year SEC Academic Honor Roll
4. McDonald's All-American nominee in high school

**CAREER HIGHS**

- POINTS**  
11, 2x, MR: vs. UT Martin (12/22/20)
- REBOUNDS**  
4, 2x, MR: at Mississippi St. (3/7/20)
- FIELD GOALS**  
4, 2x, MR: vs. UT Martin (12/22/20)
- FREE THROWS**  
3 at Mississippi St. (3/7/20)
- THREE-POINTERS**  
3 vs. UT Martin (12/22/20)
- ASSISTS**  
8 vs. Vanderbilt (2/29/20)
- STEALS**  
2, 2x, MR: vs. LSU (1/18/20)
- BLOCKS**  
2 vs. Central Arkansas (12/14/20)

**CAREER STATISTICS**

SEASON	TEAM	GP-GS	MIN/AVG	Field Goals		3-Point		F-Throws		Rebounds				Scoring						
				FG-FGA	FG%	3FG-FGA	3FG%	FT-FTA	FT%	OFF	DEF	TOT	AVG	PF	FO	AST	TO	BLK	STL	PTS
2019-20	OM	32-1	548/17.1	31-84	.369	11-39	.282	18-24	.750	13	37	50	1.6	38-1	53	26	2	12	91	2.8
2020-21	OM	8-1	114/14.2	11-31	.355	3-15	.200	2-4	.500	0	12	12	1.5	14-0	11	13	3	3	27	3.4
<b>TOTAL</b>		<b>40-2</b>	<b>662/16.5</b>	<b>42-115</b>	<b>.365</b>	<b>14-54</b>	<b>.259</b>	<b>20-28</b>	<b>.714</b>	<b>13</b>	<b>49</b>	<b>62</b>	<b>1.6</b>	<b>52-1</b>	<b>64</b>	<b>39</b>	<b>5</b>	<b>15</b>	<b>118</b>	<b>3.0</b>

# 23 sammy HUNTER

SO.  
F

Nassau Bahamas • B.C. Christian Academy (Canada)

6-9 • 225 • 1L

Sport and Recreation Administration



Opponent	Date	GS	MIN	Total		3-Pointers		Free throws		Rebounds				PF	A	T/O	BLK	STL	PTS	AVG
				FG-FGA	PCT	3FG-3FGA	PCT	FT-FTA	PCT	OFF	DEF	TOT	AVG							
Jackson St.	12/10/2020		08:53	1-3	.333	0-2	.000	1-4	.250	1	1	2	2.0	1	0	1	1	0	3	3.0
UNCW	12/12/2020		03:49	0-0	.000	0-0	.000	0-0	.000	0	1	1	1.5	1	0	1	0	0	1.5	
Central Ark.	12/14/2020		03:40	0-0	.000	0-0	.000	0-0	.000	0	0	0	1.0	1	0	1	0	0	1.0	
at Middle Tenn.	12/16/2020		10:27	0-2	.000	0-2	.000	0-0	.000	0	1	1	1.0	1	0	0	0	0	0.8	
at Dayton	12/19/2020		10:06	1-3	.333	1-1	1.000	0-0	.000	0	1	1	1.0	1	0	0	0	3	1.2	
UT Martin	12/22/2020		11:25	1-1	1.000	0-0	.000	3-4	.750	1	0	1	1.0	3	1	0	0	5	1.8	
at Alabama	12/29/2020		01:10	0-0	.000	0-0	.000	0-0	.000	0	0	0	0.9	1	0	0	0	0	1.6	
<b>Totals</b>		<b>0</b>	<b>49:30</b>	<b>3-9</b>	<b>.333</b>	<b>1-5</b>	<b>.200</b>	<b>4-8</b>	<b>.500</b>	<b>2</b>	<b>4</b>	<b>6</b>	<b>0.9</b>	<b>9</b>	<b>1</b>	<b>3</b>	<b>1</b>	<b>0</b>	<b>11</b>	<b>1.6</b>

### Player Averages

Games Played	Minutes/game	Points/game	FG Pct	3FG Pct	FT Pct	Rebounds/game	Assists/game	Turnovers/game	Assist/Turnover ratio	Steals/game	Blocks/game
7	7.1	1.6	33.3	20.0	50.0	0.9	0.1	0.4	0.3	0.0	0.1

### FOUR FASTBREAK FACTS

1. Tied for the most blocks in a game by a Rebel last season (3)
2. Played his final year of high school basketball in Canada
3. Competed in the 2018 Central American and Caribbean Games for The Bahamas senior national team
4. Can play the snare drum

### CAREER HIGHS

#### POINTS

8 vs. Western Michigan (11/15/19)

#### REBOUNDS

4, 2x, MR: vs. Seattle (11/19/19)

#### FIELD GOALS

4 vs. Western Michigan (11/15/19)

#### FREE THROWS

4 vs. Seattle (11/19/19)

#### THREE-POINTERS

1, 2x, MR: at Dayton (12/19/20)

#### ASSISTS

2, 4x, MR: vs. Tennessee Tech (12/29/19)

#### STEALS

3 vs. Missouri (3/4/20)

#### BLOCKS

3 vs. Vanderbilt (2/29/20)

### CAREER STATISTICS

SEASON	TEAM	GP-GS	MIN/AVG	Field Goals		3-Point		F-Throws		Rebounds				Scoring						
				FG-FGA	FG%	3FG-FGA	3FG%	FT-FTA	FT%	OFF	DEF	TOT	AVG	PF	FO	AST	TO	BLK	STL	PTS
2019-20	OM	27-1	309/11.4	29-71	.408	1-8	.125	19-27	.704	14	23	37	1.4	47-0	11	15	4	6	78	2.9
2020-21	OM	7-0	50/7.1	3-9	.333	1-5	.200	4-8	.500	2	4	6	0.9	9-0	1	3	1	0	11	1.6
<b>TOTAL</b>		<b>34-1</b>	<b>358/10.5</b>	<b>32-80</b>	<b>.400</b>	<b>2-13</b>	<b>.154</b>	<b>23-35</b>	<b>.657</b>	<b>16</b>	<b>27</b>	<b>43</b>	<b>1.3</b>	<b>56-0</b>	<b>12</b>	<b>18</b>	<b>5</b>	<b>6</b>	<b>89</b>	<b>2.6</b>

# 24 JARREL JOINER

JR.  
G



Oxford, Miss. • CSU Bakersfield

6-1 • 180 • TR

Multi-Disciplinary Studies



Opponent	Date	GS	MIN	Total		3-Pointers		Free throws		Rebounds				PF	A	T/O	BLK	STL	PTS	AVG	
				FG-FGA	PCT	3FG-3FGA	PCT	FT-FTA	PCT	OFF	DEF	TOT	AVG								
Jackson St.	12/10/2020	*	22:56	2-5	.400	0-2	.000	2-2	1.000	0	1	1	1.0	2	2	0	0	1	6	6.0	
UNCW	12/12/2020	*	26:55	2-5	.400	0-1	.000	2-2	1.000	2	2	4	2.5	0	2	2	0	0	6	6.0	
Central Ark.	12/14/2020	*	24:09	1-9	.111	0-4	.000	0-1	.000	0	0	0	1.7	1	1	1	0	1	2	4.7	
at Middle Tenn.	12/16/2020	*	29:41	4-8	.500	1-2	.500	1-1	1.000	0	1	1	1.5	1	1	0	0	1	10	6.0	
at Dayton	12/19/2020	*	27:11	3-9	.333	2-4	.500	2-2	1.000	0	2	2	1.6	1	0	2	0	0	10	6.8	
UT Martin	12/22/2020	*	22:14	7-10	.700	1-3	.333	1-2	.500	1	2	3	1.8	1	2	1	0	1	16	8.3	
at Alabama	12/29/2020	*	26:07	5-11	.455	0-1	.000	2-2	1.000	0	3	3	2.0	4	0	2	0	0	12	8.9	
Wichita St.	01/02/2021	*	25:32	3-11	.273	0-4	.000	2-2	1.000	0	2	2	2.0	3	0	2	0	0	8	8.8	
<b>Totals</b>			<b>7</b>	<b>204:45</b>	<b>27-68</b>	<b>.397</b>	<b>4-21</b>	<b>.190</b>	<b>12-14</b>	<b>.857</b>	<b>3</b>	<b>13</b>	<b>16</b>	<b>2.0</b>	<b>13</b>	<b>8</b>	<b>10</b>	<b>0</b>	<b>4</b>	<b>70</b>	<b>8.8</b>

**Player Averages**

Games Played	Minutes/game	Points/game	FG Pct	3FG Pct	FT Pct	Rebounds/game	Assists/game	Turnovers/game	Assist/Turnover ratio	Steals/game	Blocks/game
8	25.6	8.8	39.7	19.0	85.7	2.0	1.0	1.3	0.8	0.5	0.0

**FOUR FASTBREAK FACTS**

1. Sat out the 2019-20 season due to NCAA transfer rules
2. Led the WAC in scoring with 18.6 ppg in 2018-2019
3. Fourth in the nation in scoring as a senior in HS with 36.5 ppg
4. High school teammates with current Seattle Seahawks wide receiver D.K. Metcalf

**CAREER HIGHS** \*includes CSU Bakersfield

**POINTS**

34 at Cal Baptist (1/24/19)

**REBOUNDS**

11 vs. Cal Poly (12/18/2018)

**FIELD GOALS**

14 at Cal Baptist (1/24/19)

**FREE THROWS**

12 at Lamar (11/19/17)

**THREE-POINTERS**

5, 2x, MR: at Delaware (12/20/17)

**ASSISTS**

6 vs. Antelope Valley (11/9/18)

**STEALS**

3, 3x, MR: vs. Grand Canyon (2/2/19)

**BLOCKS**

1, 4x, MR: vs. Grand Canyon (2/2/19)

**CAREER STATISTICS**

SEASON	TEAM	GP-GS	MIN/AVG	Field Goals		3-Point		F-Throws		Rebounds				Scoring						
				FG-FGA	FG%	3FG-FGA	3FG%	FT-FTA	FT%	OFF	DEF	TOT	AVG	PF-FO	AST	TO	BLK	STL	PTS	AVG
2017-18	CSUB	30-27	841/28.0	106-280	.379	32-112	.286	69-77	.896	28	75	103	3.4	54-0	22	28	1	15	313	10.4
2018-19	CSUB	34-34	1094/32.2	208-461	.451	50-135	.370	66-93	.710	40	81	121	3.6	71-0	49	43	3	37	532	15.6
2020-21	OM	8-7	205/25.6	27-68	.397	4-21	.190	12-14	.857	3	13	16	2.0	13-0	8	10	0	4	70	8.8
<b>TOTAL FOR OM</b>		<b>8-7</b>	<b>205/25.6</b>	<b>27-68</b>	<b>.397</b>	<b>4-21</b>	<b>.190</b>	<b>12-14</b>	<b>.857</b>	<b>3</b>	<b>13</b>	<b>16</b>	<b>2.0</b>	<b>13-0</b>	<b>8</b>	<b>10</b>	<b>0</b>	<b>4</b>	<b>70</b>	<b>8.8</b>
<b>TOTAL</b>		<b>72-68</b>	<b>2140/29.7</b>	<b>341-809</b>	<b>.422</b>	<b>86-268</b>	<b>.321</b>	<b>147-184</b>	<b>.799</b>	<b>71</b>	<b>169</b>	<b>240</b>	<b>3.3</b>	<b>138-0</b>	<b>79</b>	<b>81</b>	<b>4</b>	<b>56</b>	<b>915</b>	<b>12.7</b>



# 33 john MCBRIDE

SO.  
G

Memphis, Tenn. • Memphis University School

6-7 • 211 • RS

Accountancy



Opponent	Date	GS	MIN	Total		3-Pointers		Free throws		Rebounds				PF	A	T/O	BLK	STL	PTS	AVG
				FG-FGA	PCT	3FG-3FGA	PCT	FT-FTA	PCT	OFF	DEF	TOT	AVG							
Jackson St.	12/10/2020		02:22	0-1	.000	0-0	.000	1-2	.500	1	0	1	1.0	0	0	0	0	0	1	1.0
UT Martin	12/22/2020		01:55	0-1	.000	0-0	.000	0-0	.000	0	0	0	0.5	0	0	0	0	0	0.5	
<b>Totals</b>		<b>0</b>	<b>04:17</b>	<b>0-2</b>	<b>.000</b>	<b>0-0</b>	<b>.000</b>	<b>1-2</b>	<b>.500</b>	<b>1</b>	<b>0</b>	<b>1</b>	<b>0.5</b>	<b>0</b>	<b>0</b>	<b>0</b>	<b>0</b>	<b>0</b>	<b>1</b>	<b>0.5</b>

### Player Averages

Games Played	Minutes/game	Points/game	FG Pct	3FG Pct	FT Pct	Rebounds/game	Assists/game	Turnovers/game	Assist/Turnover ratio	Steals/game	Blocks/game
2	2.1	0.5	0.0	0.0	50.0	0.5	0.0	0.0	0.0	0.0	0.0

### FOUR FASTBREAK FACTS

- Highest GPA on the team (3.94)
- Chose Ole Miss for its accounting school
- SEC Winter Academic Honor Roll
- Enjoys snow skiing

### CAREER HIGHS

- POINTS**  
3 vs. Tennessee Tech (12/29/19)
- REBOUNDS**  
2 vs. Western Michigan (11/15/19)
- FIELD GOALS**  
1 vs. Tennessee Tech (12/29/19)
- FREE THROWS**  
1 Jackson State (12/10/20)
- THREE-POINTERS**  
1 vs. Tennessee Tech (12/29/19)
- ASSISTS**  
--
- STEALS**  
--
- BLOCKS**  
1 at Tennessee (1/21/20)

### CAREER STATISTICS

SEASON	TEAM	GP-GS	MIN/AVG	Field Goals		3-Point		F-Throws		Rebounds				Scoring						
				FG-FGA	FG%	3FG-FGA	3FG%	FT-FTA	FT%	OFF	DEF	TOT	AVG	PF-FO	AST	TO	BLK	STL	PTS	AVG
2019-20	OM	9-0	14/1.5	1-7	.143	1-4	.250	0-0	.000	2	1	3	0.3	0-0	0	1	1	0	3	0.3
2020-21	OM	2-0	4/2.1	0-2	.000	0-0	.000	1-2	.500	1	0	1	0.5	0-0	0	0	0	0	1	0.5
<b>TOTAL</b>		<b>11-0</b>	<b>18/1.7</b>	<b>1-9</b>	<b>.111</b>	<b>1-4</b>	<b>.250</b>	<b>1-2</b>	<b>.500</b>	<b>3</b>	<b>1</b>	<b>4</b>	<b>0.4</b>	<b>0-0</b>	<b>0</b>	<b>1</b>	<b>1</b>	<b>0</b>	<b>4</b>	<b>0.4</b>

# 11 matthew MURRELL

FR.  
G

Memphis, Tenn. • IMG Academy (Fla.)

6-4 • 200 • HS

Exercise Science



Opponent	Date	GS	MIN	Total		3-Pointers		Free throws		Rebounds				PF	A	T/O	BLK	STL	PTS	AVG
				FG-FGA	PCT	3FG-3FGA	PCT	FT-FTA	PCT	OFF	DEF	TOT	AVG							
Jackson St.	12/10/2020		17:50	0-7	.000	0-2	.000	4-4	1.000	0	0	0	0.0	0	1	1	0	0	4	4.0
UNCW	12/12/2020		13:16	1-2	.500	0-1	.000	0-0	.000	0	1	1	0.5	2	0	0	0	2	3.0	
Central Ark.	12/14/2020		15:01	1-6	.167	1-4	.250	0-0	.000	1	0	1	0.7	0	2	0	0	3	3.0	
at Middle Tenn.	12/16/2020		14:30	2-4	.500	0-2	.000	1-2	.500	2	3	5	1.8	2	0	1	0	5	3.5	
at Dayton	12/19/2020		09:34	0-1	.000	0-0	.000	0-0	.000	0	0	0	1.4	2	0	1	0	0	2.8	
UT Martin	12/22/2020		24:02	5-7	.714	3-5	.600	0-0	.000	0	1	1	1.3	0	0	3	0	13	4.5	
at Alabama	12/29/2020		28:17	2-8	.250	1-4	.250	2-3	.667	0	5	5	1.9	1	0	2	0	7	4.9	
Wichita St.	01/02/2021		14:15	3-5	.600	1-2	.500	0-0	.000	0	0	0	1.6	4	0	2	0	7	5.1	
<b>Totals</b>		<b>0</b>	<b>136:45</b>	<b>14-40</b>	<b>.350</b>	<b>6-20</b>	<b>.300</b>	<b>7-9</b>	<b>.778</b>	<b>3</b>	<b>10</b>	<b>13</b>	<b>1.6</b>	<b>11</b>	<b>3</b>	<b>10</b>	<b>0</b>	<b>0</b>	<b>41</b>	<b>5.1</b>

### Player Averages

Games Played	Minutes/game	Points/game	FG Pct	3FG Pct	FT Pct	Rebounds/game	Assists/game	Turnovers/game	Assist/Turnover ratio	Steals/game	Blocks/game
8	17.1	5.1	35.0	30.0	77.8	1.6	0.4	1.3	0.3	0.0	0.0

### FOUR FASTBREAK FACTS

1. Highest ranked recruit under Kermit Davis
2. Spent his final high school season at IMG Academy
3. Ranked as the No. 39 player in the country by ESPN and 247Sports
4. No. 2 prospect out of Tennessee

### CAREER HIGHS

#### POINTS

13 vs. UT Martin (12/22/20)

#### REBOUNDS

5 at Middle Tennessee (12/16/20)

#### FIELD GOALS

5, 2x, MR: at Alabama (12/29/20)

#### FREE THROWS

4 vs. Jackson State (12/10/20)

#### THREE-POINTERS

3 vs. UT Martin (12/22/20)

#### ASSISTS

2 vs. Central Arkansas (12/14/20)

#### STEALS

---

#### BLOCKS

---

### CAREER STATISTICS

SEASON	TEAM	GP-GS	MIN/AVG	Field Goals		3-Point		F-Throws		Rebounds				Scoring						
				FG-FGA	FG%	3FG-FGA	3FG%	FT-FTA	FT%	OFF	DEF	TOT	AVG	PF-FO	AST	TO	BLK	STL	PTS	AVG
2020-21	OM	8-0	137/17.1	14-40	.350	6-20	.300	7-9	.778	3	10	13	1.6	11-0	3	10	0	0	41	5.1
<b>TOTAL</b>		<b>8-0</b>	<b>137/17.1</b>	<b>14-40</b>	<b>.350</b>	<b>6-20</b>	<b>.300</b>	<b>7-9</b>	<b>.778</b>	<b>3</b>	<b>10</b>	<b>13</b>	<b>1.6</b>	<b>11-0</b>	<b>3</b>	<b>10</b>	<b>0</b>	<b>0</b>	<b>41</b>	<b>5.1</b>


# 12 shon ROBINSON

Chicago, Ill. • Eduprize (Ariz.)

6-11 • 220 • RS

Multi-Disciplinary Studies

R-FR. F




Opponent	Date	GS	MIN	Total		3-Pointers		Free throws		Rebounds				PF	A	T/O	BLK	STL	PTS	AVG
				FG-FGA	PCT	3FG-3FGA	PCT	FT-FTA	PCT	OFF	DEF	TOT	AVG							
Jackson St.	12/10/2020		03:14	0-2	.000	0-1	.000	0-0	.000	0	0	0	0.0	1	0	0	0	0	0	0.0
Central Ark.	12/14/2020		03:11	1-1	1.000	0-0	.000	0-1	.000	1	0	1	0.5	0	0	0	1	0	2	1.0
at Middle Tenn.	12/16/2020		04:14	0-1	.000	0-1	.000	0-0	.000	0	1	1	0.7	0	0	0	0	0	0	0.7
UT Martin	12/22/2020		07:33	2-5	.400	0-2	.000	2-2	1.000	2	0	2	1.0	0	0	0	0	0	6	2.0
at Alabama	12/29/2020		01:00	0-1	.000	0-0	.000	0-0	.000	0	0	0	0.8	0	0	0	0	0	0	1.6
<b>Totals</b>		<b>0</b>	<b>19:12</b>	<b>3-10</b>	<b>.300</b>	<b>0-4</b>	<b>.000</b>	<b>2-3</b>	<b>.667</b>	<b>3</b>	<b>1</b>	<b>4</b>	<b>0.8</b>	<b>1</b>	<b>0</b>	<b>0</b>	<b>1</b>	<b>0</b>	<b>8</b>	<b>1.6</b>

**Player Averages**

Games Played	Minutes/game	Points/game	FG Pct	3FG Pct	FT Pct	Rebounds/game	Assists/game	Turnovers/game	Assist/Turnover ratio	Steals/game	Blocks/game
5	3.8	1.6	30.0	0.0	66.7	0.8	0.0	0.0	0.0	0.0	0.2

**FOUR FASTBREAK FACTS**

1. Redshirted the 2019-2020 season
2. Finished high school early to reclassify and become part of the 2019 class
3. Averaged 22 ppg and 12 rpg his final high school season
4. Has seven siblings

**CAREER HIGHS**

- POINTS**  
6 vs. UT Martin (12/22/20)
- REBOUNDS**  
2 vs. UT Martin (12/22/20)
- FIELD GOALS**  
2 vs. UT Martin (12/22/20)
- FREE THROWS**  
2 vs. UT Martin (12/22/20)
- THREE-POINTERS**  
---
- ASSISTS**  
---
- STEALS**  
---
- BLOCKS**  
1 at Central Arkansas (12/14/20)

**CAREER STATISTICS**

SEASON	TEAM	GP-GS	MIN/AVG	Field Goals		3-Point		F-Throws		Rebounds				Scoring						
				FG-FGA	FG%	3FG-FGA	3FG%	FT-FTA	FT%	OFF	DEF	TOT	AVG	PF	FO	AST	T/O	BLK	STL	PTS
2020-21	OM	5-0	19/3.8	3-10	.300	0-4	.000	2-3	.667	3	1	4	0.8	1-0	0	0	1	0	8	1.6
<b>TOTAL</b>		<b>5-0</b>	<b>19/3.8</b>	<b>3-10</b>	<b>.300</b>	<b>0-4</b>	<b>.000</b>	<b>2-3</b>	<b>.667</b>	<b>3</b>	<b>1</b>	<b>4</b>	<b>0.8</b>	<b>1-0</b>	<b>0</b>	<b>0</b>	<b>1</b>	<b>0</b>	<b>8</b>	<b>1.6</b>

# 15 Luis RODRIGUEZ

SO.  
G/F

Los Angeles, Calif. • Woodstock Academy (Conn.)

6-6 • 210 • 2L

Sport and Recreation Administration



Opponent	Date	GS	MIN	Total		3-Pointers		Free throws		Rebounds				PF	A	T/O	BLK	STL	PTS	AVG
				FG-FGA	PCT	3FG-3FGA	PCT	FT-FTA	PCT	OFF	DEF	TOT	AVG							
Jackson St.	12/10/2020	*	22:10	2-7	.286	0-2	.000	0-0	.000	1	2	3	3.0	4	4	0	0	2	4	4.0
UNCW	12/12/2020	*	30:04	6-10	.600	2-3	.667	0-4	.000	4	8	12	7.5	1	4	1	2	1	14	9.0
Central Ark.	12/14/2020	*	28:07	2-11	.182	1-6	.167	7-8	.875	2	6	8	7.7	4	4	1	0	2	12	10.0
at Middle Tenn.	12/16/2020	*	23:28	5-7	.714	0-0	.000	0-0	.000	0	5	5	7.0	2	1	2	1	3	10	10.0
at Dayton	12/19/2020	*	37:28	3-7	.429	2-4	.500	1-2	.500	2	12	14	8.4	3	1	2	2	2	9	9.8
UT Martin	12/22/2020	*	12:59	2-3	.667	1-1	1.000	0-0	.000	1	8	9	8.5	2	4	1	0	1	5	9.0
at Alabama	12/29/2020	*	31:39	1-7	.143	0-3	.000	0-2	.000	5	3	8	8.4	4	3	1	1	2	2	8.0
Wichita St.	01/02/2021	*	26:08	4-8	.500	1-3	.333	4-7	.571	3	0	3	7.8	5	4	0	0	4	13	8.6
<b>Totals</b>			<b>8</b>	<b>212:03</b>	<b>.417</b>	<b>7-22</b>	<b>.318</b>	<b>12-23</b>	<b>.522</b>	<b>18</b>	<b>44</b>	<b>62</b>	<b>7.8</b>	<b>25</b>	<b>25</b>	<b>8</b>	<b>6</b>	<b>17</b>	<b>69</b>	<b>8.6</b>

### Player Averages

Games Played	Minutes/game	Points/game	FG Pct	3FG Pct	FT Pct	Rebounds/game	Assists/game	Turnovers/game	Assist/Turnover ratio	Steals/game	Blocks/game
8	26.5	8.6	41.7	31.8	52.2	7.8	3.1	1.0	3.1	2.1	0.8

### FOUR FASTBREAK FACTS

- Moved across the country for his final year of high school
- Earned a medical hardship last season
- Has five siblings
- Favorite TV show is Stranger Things

### CAREER HIGHS

#### POINTS

14 vs. UNCW (12/12/20)

#### REBOUNDS

14 at Dayton (12/19/20)

#### FIELD GOALS

6 vs. UNCW (12/12/20)

#### FREE THROWS

7 vs. Central Arkansas (12/14/20)

#### THREE-POINTERS

2, 2x, MR: at Dayton (12/19/20)

#### ASSISTS

4, 6x, MR: vs. Wichita State (1/2/21)

#### STEALS

4 vs. Wichita State (1/2/21)

#### BLOCKS

2, 3x, MR: at Dayton (12/19/20)

### CAREER STATISTICS

SEASON	TEAM	GP-GS	MIN/AVG	Field Goals		3-Point		F-Throws		Rebounds				Scoring						
				FG-FGA	FG%	3FG-FGA	3FG%	FT-FTA	FT%	OFF	DEF	TOT	AVG	PF-FO	AST	TO	BLK	STL	PTS	AVG
2018-19	OM	25-0	152/6.1	10-22	.455	0-2	.000	7-8	.875	10	17	27	1.1	15-0	15	7	7	5	27	1.1
2019-20	OM	5-5	112/22.5	9-24	.375	0-7	.000	11-16	.688	11	15	26	5.2	5-0	13	3	2	5	29	5.8
2020-21	OM	8-8	212/26.5	25-60	.417	7-22	.318	12-23	.522	18	44	62	7.8	25-1	25	8	6	17	69	8.6
<b>TOTAL</b>		<b>38-13</b>	<b>477/12.5</b>	<b>44-106</b>	<b>.415</b>	<b>7-31</b>	<b>.226</b>	<b>30-47</b>	<b>.638</b>	<b>39</b>	<b>76</b>	<b>115</b>	<b>3.0</b>	<b>45-1</b>	<b>53</b>	<b>18</b>	<b>15</b>	<b>27</b>	<b>125</b>	<b>3.3</b>



# 2 devontae SHULER

SR.  
G

Irmo, S.C. • Oak Hill Academy

6-2 • 185 • 3L

Multi-Disciplinary Studies



Opponent	Date	GS	MIN	Total		3-Pointers		Free throws		Rebounds				PF	A	T/O	BLK	STL	PTS	AVG
				FG-FGA	PCT	3FG-3FGA	PCT	FT-FTA	PCT	OFF	DEF	TOT	AVG							
Jackson St.	12/10/2020	*	22:42	9-10	.900	5-5	1.000	0-0	.000	1	0	1	1.0	0	2	1	0	3	23	23.0
UNCW	12/12/2020	*	29:40	7-15	.467	2-6	.333	2-2	1.000	0	0	0	0.5	2	6	5	0	3	18	20.5
Central Ark.	12/14/2020	*	37:01	5-14	.357	2-5	.400	8-9	.889	0	4	4	1.7	1	4	0	2	20	20.3	
at Middle Tenn.	12/16/2020	*	31:28	3-9	.333	1-5	.200	3-3	1.000	0	3	3	2.0	1	2	5	0	2	10	17.8
at Dayton	12/19/2020	*	35:23	4-16	.250	2-9	.222	2-3	.667	1	1	2	2.0	2	1	3	0	1	12	16.6
UT Martin	12/22/2020	*	21:48	2-5	.400	0-0	.000	2-2	1.000	1	3	4	2.3	2	8	1	0	1	6	14.8
at Alabama	12/29/2020	*	27:21	2-11	.182	0-4	.000	4-6	.667	0	0	0	2.0	1	0	3	0	1	8	13.9
Wichita St.	01/02/2021	*	39:25	7-19	.368	6-12	.500	0-0	.000	1	2	3	2.1	0	4	1	0	3	20	14.6
<b>Totals</b>		<b>8</b>	<b>244:48</b>	<b>39-99</b>	<b>.394</b>	<b>18-46</b>	<b>.391</b>	<b>21-25</b>	<b>.840</b>	<b>4</b>	<b>13</b>	<b>17</b>	<b>2.1</b>	<b>9</b>	<b>27</b>	<b>19</b>	<b>0</b>	<b>16</b>	<b>117</b>	<b>14.6</b>

**Player Averages**

Games Played	Minutes/game	Points/game	FG Pct	3FG Pct	FT Pct	Rebounds/game	Assists/game	Turnovers/game	Assist/Turnover ratio	Steals/game	Blocks/game
8	30.6	14.6	39.4	39.1	84.0	2.1	3.4	2.4	1.4	2.0	0.0

**FOUR FASTBREAK FACTS**

1. AAU teammates with the top two picks in the 2019 NBA Draft - Zion Williamson and Ja Morant
2. Teammates with fellow Rebel Khadim Sy at Oak Hill Academy
3. Has 5 brothers, 1 who plays at Middle Tennessee, and 2 sisters
4. Holds Ole Miss record for steals by a sophomore (56)

**CAREER HIGHS**

- POINTS**  
28 at LSU (2/1/20)
- REBOUNDS**  
11 vs. Arkansas (1/11/20)
- FIELD GOALS**  
9, 2x, MR: vs. Jackson State (12/10/20)
- FREE THROWS**  
1, vs. Auburn (1/28/20)
- THREE-POINTERS**  
6 vs. Wichita State (1/2/21)
- ASSISTS**  
9 vs. Middle Tennessee (12/14/19)
- STEALS**  
5 vs. Missouri (2/16/19)
- BLOCKS**  
3 vs. Western Michigan (11/15/19)

**CAREER STATISTICS**

SEASON	TEAM	GP-GS	MIN/AVG	Field Goals		3-Point		F-Throws		Rebounds				Scoring						
				FG-FGA	FG%	3FG-FGA	3FG%	FT-FTA	FT%	OFF	DEF	TOT	AVG	PF-FO	AST	TO	BLK	STL	PTS	AVG
2017-18	OM	32-9	603/18.8	74-210	.352	30-116	.259	15-20	.750	26	61	87	2.7	33-0	34	25	3	32	193	6.0
2018-19	OM	33-31	1063/32.2	119-260	.458	51-127	.402	51-62	.823	25	112	137	4.2	50-0	100	59	7	56	340	10.3
2019-20	OM	32-32	1057/33.0	134-316	.424	44-124	.355	62-99	.626	22	123	145	4.5	61-1	105	61	9	54	374	11.7
2020-21	OM	8-8	245/30.6	39-99	.394	18-46	.391	21-25	.840	4	13	17	2.1	9-0	27	19	0	16	117	14.6
<b>TOTAL</b>		<b>105-80</b>	<b>2968/28.3</b>	<b>366-885</b>	<b>.414</b>	<b>143-413</b>	<b>.346</b>	<b>149-206</b>	<b>.723</b>	<b>77</b>	<b>309</b>	<b>386</b>	<b>3.7</b>	<b>153-1</b>	<b>266</b>	<b>164</b>	<b>19</b>	<b>158</b>	<b>1024</b>	<b>9.8</b>


# 3 khadim SY

Dakar, Senegal • Daytona State

6-10 • 238 • 1L

Multi-Disciplinary Studies

SR.  
/ F



Opponent	Date	GS	MIN	Total		3-Pointers		Free throws		Rebounds				PF	A	T/O	BLK	STL	PTS	AVG
				FG-FGA	PCT	3FG-3FGA	PCT	FT-FTA	PCT	OFF	DEF	TOT	AVG							
Jackson St.	12/10/2020	*	13:09	5-6	.833	1-2	.500	0-0	.000	0	2	2	2.0	0	1	2	0	1	11	11.0
UNCW	12/12/2020		03:23	1-2	.500	0-0	.000	0-0	.000	0	1	1	1.5	0	0	0	0	2	6.5	
at Alabama	12/29/2020		05:22	0-2	.000	0-1	.000	0-0	.000	1	1	2	1.7	0	0	0	1	0	4.3	
Wichita St.	01/02/2021		07:44	0-0	.000	0-0	.000	0-0	.000	1	1	2	1.8	2	0	1	0	0	3.3	
<b>Totals</b>		<b>1</b>	<b>29:38</b>	<b>6-10</b>	<b>.600</b>	<b>1-3</b>	<b>.333</b>	<b>0-0</b>	<b>.000</b>	<b>2</b>	<b>5</b>	<b>7</b>	<b>1.8</b>	<b>2</b>	<b>1</b>	<b>3</b>	<b>0</b>	<b>2</b>	<b>13</b>	<b>3.3</b>

**Player Averages**

Games Played	Minutes/game	Points/game	FG Pct	3FG Pct	FT Pct	Rebounds/game	Assists/game	Turnovers/game	Assist/Turnover ratio	Steals/game	Blocks/game
4	7.4	3.3	60.0	33.3	0.0	1.8	0.3	0.8	0.3	0.5	0.0

**FOUR FASTBREAK FACTS**

1. Began his college career at Virginia Tech
2. High school teammates with fellow Rebel Devontae Shuler at Oak Hill Academy
3. Led Oak Hill to 42-1 record, making the game-winning bucket in the national title game
4. Favorite TV show is Family Guy

**CAREER HIGHS**

- POINTS**  
20 vs. Southeastern Louisiana (11/21/19)
- REBOUNDS**  
8, 5x, MR: vs. Alabama (2/22/20)
- FIELD GOALS**  
7, 2x, MR: vs. Mississippi St. (2/11/20)
- FREE THROWS**  
6 vs. Arkansas (1/11/20)
- THREE-POINTERS**  
1, 8x, MR: vs. Jackson State (12/10/20)
- ASSISTS**  
3 vs. Butler (12/3/19)
- STEALS**  
2, 3x, MR: vs. Georgia (3/11/20)
- BLOCKS**  
3, 2x, MR: at Mississippi State (3/7/20)

**CAREER STATISTICS**

SEASON	TEAM	GP-GS	MIN/AVG	Field Goals		3-Point		F-Throws		Rebounds				Scoring						
				FG-FGA	FG%	3FG-FGA	3FG%	FT-FTA	FT%	OFF	DEF	TOT	AVG	PF-FO	AST	TO	BLK	STL	PTS	AVG
2019-20	OM	31-29	732/23.6	106-202	.525	7-26	.269	61-84	.726	47	123	170	5.5	112-9	23	52	25	21	280	9.0
2020-21	OM	4-1	30/7.4	6-10	.600	1-3	.333	0-0	.000	2	5	7	1.8	2-0	1	3	0	2	13	3.3
<b>TOTAL</b>		<b>35-30</b>	<b>762/21.8</b>	<b>112-212</b>	<b>.528</b>	<b>8-29</b>	<b>.276</b>	<b>61-84</b>	<b>.726</b>	<b>49</b>	<b>128</b>	<b>177</b>	<b>5.1</b>	<b>114-9</b>	<b>24</b>	<b>55</b>	<b>25</b>	<b>23</b>	<b>293</b>	<b>8.4</b>

# 14 dimencio VAUGHN

New York, N.Y. • Rider

6-5 • 215 • TR

Master of Arts

GR. ~~GR.~~  
G/F



Opponent	Date	GS	MIN	Total		3-Pointers		Free throws		Rebounds				PF	A	T/O	BLK	STL	PTS	AVG
				FG-FGA	PCT	3FG-3FGA	PCT	FT-FTA	PCT	OFF	DEF	TOT	AVG							
Jackson St.	12/10/2020		14:58	1-3	.333	0-1	.000	2-2	1.000	0	3	3	3.0	0	2	2	0	0	4	4.0
UNCW	12/12/2020		05:05	1-1	1.000	0-0	.000	0-2	.000	1	1	2	2.5	2	0	1	0	1	2	3.0
Central Ark.	12/14/2020		07:50	0-1	.000	0-1	.000	0-0	.000	0	2	2	2.3	4	0	0	0	0	2.0	
at Middle Tenn.	12/16/2020		05:26	0-1	.000	0-0	.000	0-0	.000	0	1	1	2.0	3	0	2	0	0	1.5	
at Dayton	12/19/2020		01:06	0-0	.000	0-0	.000	0-0	.000	0	0	0	1.6	1	0	0	0	0	1.2	
UT Martin	12/22/2020		14:19	1-6	.167	0-4	.000	0-0	.000	1	4	5	2.2	2	1	1	0	0	2	1.3
at Alabama	12/29/2020		01:45	0-0	.000	0-0	.000	0-2	.000	1	0	1	2.0	0	0	0	0	0	1.1	
Wichita St.	01/02/2021		03:17	0-0	.000	0-0	.000	0-0	.000	0	0	0	1.8	1	0	0	0	0	1.0	
<b>Totals</b>		<b>0</b>	<b>53:45</b>	<b>3-12</b>	<b>.250</b>	<b>0-6</b>	<b>.000</b>	<b>2-6</b>	<b>.333</b>	<b>3</b>	<b>11</b>	<b>14</b>	<b>1.8</b>	<b>13</b>	<b>3</b>	<b>6</b>	<b>0</b>	<b>1</b>	<b>8</b>	<b>1.0</b>

**Player Averages**

Games Played	Minutes/game	Points/game	FG Pct	3FG Pct	FT Pct	Rebounds/game	Assists/game	Turnovers/game	Assist/Turnover ratio	Steals/game	Blocks/game
8	6.7	1.0	25.0	0.0	33.3	1.8	0.4	0.8	0.5	0.1	0.0

**FOUR FASTBREAK FACTS**

1. Ranked as the No. 4 grad transfer in the country by 247Sports
2. Earned First Team All-MAAC honors twice at Rider
3. Nine career double-doubles
4. Averaged a team-high 14.8 ppg as a redshirt junior

**CAREER HIGHS** \*includes Rider

- POINTS**  
34 at St. Peter's (1/18/18)
- REBOUNDS**  
13, 3x, MR: at Marist (1/12/20)
- FIELD GOALS**  
13 at St. Peter's (1/18/18)
- FREE THROWS**  
14 vs. Wagner (12/16/17)
- THREE-POINTERS**  
5 at St. Peter's (1/18/18)
- ASSISTS**  
9 vs. Quinnipiac (2/16/20)
- STEALS**  
5, 4x, MR: vs. St. Peter's (1/24/20)
- BLOCKS**  
3, 6x, MR: at St. Peter's (2/23/20)

**CAREER STATISTICS**

SEASON	TEAM	GP-GS	MIN/AVG	Field Goals		3-Point		F-Throws		Rebounds				Scoring						
				FG-FGA	FG%	3FG-FGA	3FG%	FT-FTA	FT%	OFF	DEF	TOT	AVG	PF-FO	AST	TO	BLK	STL	PTS	AVG
2016-17	Rider	9-0	128/14.2	16-39	.410	2-7	.286	9-14	.643	13	22	35	3.9	13-0	1	15	1	9	43	4.8
2017-18	Rider	29-22	804/27.7	164-323	.508	27-77	.351	113-148	.764	74	119	193	6.7	83-3	31	69	21	53	468	16.1
2018-19	Rider	27-17	690/25.6	95-226	.420	29-91	.319	66-96	.688	30	110	140	5.2	64-0	39	50	17	49	285	10.6
2019-20	Rider	30-29	946/31.5	156-322	.484	35-89	.393	96-142	.676	49	148	197	6.6	76-2	57	66	24	54	443	14.8
2020-21	OM	8-0	54/6.7	3-12	.250	0-6	.000	2-6	.333	3	11	14	1.8	13-0	3	6	0	1	8	1.0
<b>TOTAL FOR OM</b>		<b>8-0</b>	<b>54/6.7</b>	<b>3-12</b>	<b>.250</b>	<b>0-6</b>	<b>.000</b>	<b>2-6</b>	<b>.333</b>	<b>3</b>	<b>11</b>	<b>14</b>	<b>1.8</b>	<b>13-0</b>	<b>3</b>	<b>6</b>	<b>0</b>	<b>1</b>	<b>8</b>	<b>1.0</b>
<b>TOTAL</b>		<b>103-68</b>	<b>2622/25.5</b>	<b>434-922</b>	<b>.471</b>	<b>93-270</b>	<b>.344</b>	<b>286-406</b>	<b>.704</b>	<b>169</b>	<b>410</b>	<b>579</b>	<b>5.6</b>	<b>249-5</b>	<b>131</b>	<b>206</b>	<b>63</b>	<b>166</b>	<b>1247</b>	<b>12.1</b>


# O romello WHITE

Atlanta, Ga. • Arizona State

6-8 • 235 • TR

Master of Arts

GR. / F




### FOUR FASTBREAK FACTS

1. Ranked as the No. 4 grad transfer in the country according to ESPN
2. His 60.5 career field goal percentage ranks second at ASU
3. Has recorded 16 career double-doubles
4. Led ASU in offensive rebounds each of his three seasons

### CAREER HIGHS \*includes Arizona State

- POINTS**  
25 vs. Northern Arizona (11/17/17)
- REBOUNDS**  
17 vs. Georgia (12/14/19)
- FIELD GOALS**  
10, 2x, MR: at Washington State (2/4/18)
- FREE THROWS**  
11 at Stanford (1/17/18)
- THREE-POINTERS**  
--
- ASSISTS**  
4, 2x, MR: vs. Washington (3/5/20)
- STEALS**  
3 vs. USC (2/8/20)
- BLOCKS**  
4 vs. Oregon (3/15/19)

Opponent	Date	GS	MIN	Total		3-Pointers		Free throws		Rebounds				PF	A	T/O	BLK	STL	PTS	AVG
				FG-FGA	PCT	3FG-3FGA	PCT	FT-FTA	PCT	OFF	DEF	TOT	AVG							
Jackson St.	12/10/2020		19:34	2-4	.500	0-0	.000	4-5	.800	1	5	6	6.0	3	0	2	2	0	8	8.0
UNCW	12/12/2020	*	32:41	7-8	.875	0-0	.000	6-7	.857	1	5	6	6.0	0	2	0	2	1	20	14.0
Central Ark.	12/14/2020	*	30:34	4-5	.800	0-0	.000	1-3	.333	3	6	9	7.0	3	1	5	3	1	9	12.3
at Middle Tenn.	12/16/2020	*	32:35	7-8	.875	0-0	.000	2-5	.400	2	4	6	6.8	2	0	1	0	2	16	13.3
at Dayton	12/19/2020	*	29:53	4-7	.571	0-0	.000	0-0	.000	3	5	8	7.0	4	3	3	1	0	8	12.2
UT Martin	12/22/2020		19:47	3-5	.600	0-1	.000	2-2	1.000	2	3	5	6.7	1	3	1	2	0	8	11.5
at Alabama	12/29/2020	*	31:36	6-12	.500	0-0	.000	8-13	.615	3	8	11	7.3	3	0	3	1	0	20	12.7
Wichita St.	01/02/2021	*	27:15	5-6	.833	0-0	.000	1-3	.333	2	5	7	7.3	4	2	1	1	0	11	12.5
<b>Totals</b>		<b>6</b>	<b>223:55</b>	<b>38-55</b>	<b>.691</b>	<b>0-1</b>	<b>.000</b>	<b>24-38</b>	<b>.632</b>	<b>17</b>	<b>41</b>	<b>58</b>	<b>7.3</b>	<b>20</b>	<b>11</b>	<b>16</b>	<b>12</b>	<b>4</b>	<b>100</b>	<b>12.5</b>

### Player Averages

Games Played	Minutes/game	Points/game	FG Pct	3FG Pct	FT Pct	Rebounds/game	Assists/game	Turnovers/game	Assist/Turnover ratio	Steals/game	Blocks/game
8	28.0	12.5	69.1	0.0	63.2	7.3	1.4	2.0	0.7	0.5	1.5

### CAREER STATISTICS

SEASON	TEAM	GP-GS	MIN/AVG	Field Goals		3-Point		F-Throws		Rebounds				Scoring						
				FG-FGA	FG%	3FG-FGA	3FG%	FT-FTA	FT%	OFF	DEF	TOT	AVG	PF-FO	AST	TO	BLK	STL	PTS	AVG
2017-18	ASU	31-31	752/24.3	120-184	.652	0-0	.000	85-154	.552	79	141	220	7.1	100-6	13	44	23	8	325	10.5
2018-19	ASU	34-32	851/25.0	113-189	.598	0-0	.000	70-121	.579	77	100	177	5.2	106-4	11	45	24	13	296	8.7
2019-20	ASU	30-29	854/28.5	112-197	.569	0-0	.000	82-120	.683	81	184	265	8.8	75-2	31	63	35	14	306	10.2
2020-21	OM	8-6	224/28.0	38-55	.691	0-1	.000	24-38	.632	17	41	58	7.3	20-0	11	16	12	4	100	12.5
<b>TOTAL FOR OM</b>		<b>8-6</b>	<b>224/28.0</b>	<b>38-55</b>	<b>.691</b>	<b>0-1</b>	<b>.000</b>	<b>24-38</b>	<b>.632</b>	<b>17</b>	<b>41</b>	<b>58</b>	<b>7.3</b>	<b>20-0</b>	<b>11</b>	<b>16</b>	<b>12</b>	<b>4</b>	<b>100</b>	<b>12.5</b>
<b>TOTAL</b>		<b>103-98</b>	<b>2682/26.0</b>	<b>383-625</b>	<b>.613</b>	<b>0-1</b>	<b>.000</b>	<b>261-433</b>	<b>.603</b>	<b>254</b>	<b>466</b>	<b>720</b>	<b>7.0</b>	<b>301-12</b>	<b>66</b>	<b>168</b>	<b>94</b>	<b>39</b>	<b>1027</b>	<b>10.0</b>





## 2020-21 Ole Miss Men's Basketball Combined Team Statistics All games

### Game Records

Record	Overall	Home	Away	Neutral
ALL GAMES	5-3	4-1	1-2	0-0
CONFERENCE	0-1	0-0	0-1	0-0
NON-CONFERENCE	5-2	4-1	1-1	0-0

### Score by Periods

Team	1st	2nd	OT	TOT
Ole Miss	299	292	0	591
Opponents	200	281	0	481

### Team Box Score

No.	Player	Total			3-Point		F-Throw		Rebounds				Other									
		GP-GS	MIN	AVG	FG-FGA	FG%	3FG-FGA	3FG%	FT-FTA	FT%	OFF	DEF	TOT	AVG	PF	DQ	A	TO	BLK	STL	PTS	AVG
2	SHULER, Devontae	8-8	244:48	30.6	39-99	.394	18-46	.391	21-25	.840	4	13	17	2.1	9	0	27	19	0	16	117	14.6
0	WHITE, Romello	8-6	223:55	28.0	38-55	.691	0-1	.000	24-38	.632	17	41	58	7.3	20	0	11	16	12	4	100	12.5
5	BUFFEN, KJ	8-8	173:01	21.6	35-59	.593	3-8	.375	18-25	.720	18	22	40	5.0	25	2	11	10	5	10	91	11.4
24	JOINER, Jarkel	8-7	204:45	25.6	27-68	.397	4-21	.190	12-14	.857	3	13	16	2.0	13	0	8	10	0	4	70	8.8
15	RODRIGUEZ, Luis	8-8	212:03	26.5	25-60	.417	7-22	.318	12-23	.522	18	44	62	7.8	25	1	25	8	6	17	69	8.6
11	MURRELL, Matthew	8-0	136:45	17.1	14-40	.350	6-20	.300	7-9	.778	3	10	13	1.6	11	0	3	10	0	0	41	5.1
21	ALLEN, Robert	8-1	111:55	14.0	11-23	.478	1-4	.250	6-10	.600	11	12	23	2.9	8	0	8	9	3	4	29	3.6
1	CROWLEY, Austin	8-1	113:49	14.2	11-31	.355	3-15	.200	2-4	.500	0	12	12	1.5	14	0	11	13	3	3	27	3.4
3	SY, Khadim	4-1	29:38	7.4	6-10	.600	1-3	.333	0-0	.000	2	5	7	1.8	2	0	1	3	0	2	13	3.3
12	ROBINSON, Shon	5-0	19:12	3.8	3-10	.300	0-4	.000	2-3	.667	3	1	4	0.8	1	0	0	0	1	0	8	1.6
23	HUNTER, Sammy	7-0	49:30	7.1	3-9	.333	1-5	.200	4-8	.500	2	4	6	0.9	9	0	1	3	1	0	11	1.6
14	VAUGHN, Dimencio	8-0	53:45	6.7	3-12	.250	0-6	.000	2-6	.333	3	11	14	1.8	13	0	3	6	0	1	8	1.0
4	COLLUM, Antavion	6-0	22:36	3.8	3-6	.500	0-2	.000	0-1	.000	3	4	7	1.2	2	0	4	3	0	2	6	1.0
33	MCBRIDE, John	2-0	04:17	2.1	0-2	.000	0-0	.000	1-2	.500	1	0	1	0.5	0	0	0	0	0	0	1	0.5
Team											19	20	39				3					
<b>Total</b>		<b>8</b>	<b>1600</b>		<b>218-484</b>	<b>.450</b>	<b>44-157</b>	<b>.280</b>	<b>111-168</b>	<b>.661</b>	<b>107</b>	<b>212</b>	<b>319</b>	<b>39.9</b>	<b>152</b>	<b>3</b>	<b>113</b>	<b>113</b>	<b>31</b>	<b>63</b>	<b>591</b>	<b>73.9</b>
<b>Opponents</b>		<b>8</b>	<b>1600</b>		<b>164-424</b>	<b>.387</b>	<b>55-161</b>	<b>.342</b>	<b>98-141</b>	<b>.695</b>	<b>74</b>	<b>195</b>	<b>269</b>	<b>33.6</b>	<b>157</b>	<b>5</b>	<b>82</b>	<b>154</b>	<b>17</b>	<b>47</b>	<b>481</b>	<b>60.1</b>

### Team Statistics

	OM	OPP
<b>Scoring</b>	<b>591</b>	<b>481</b>
Points per game	73.9	60.1
Scoring margin	+13.8	-
<b>Field goals-att</b>	<b>218-484</b>	<b>164-424</b>
Field goal pct	.450	.387
<b>3 point fg-att</b>	<b>44-157</b>	<b>55-161</b>
3-point FG pct	.280	.342
3-pt FG made per game	5.5	6.9
<b>Free throws-att</b>	<b>111-168</b>	<b>98-141</b>
Free throw pct	.661	.695
F-Throws made per game	13.9	12.3
<b>Rebounds</b>	<b>319</b>	<b>269</b>
Rebounds per game	39.9	33.6
Rebounding margin	+6.3	-
<b>Assists</b>	<b>113</b>	<b>82</b>
Assists per game	14.1	10.3
<b>Turnovers</b>	<b>113</b>	<b>154</b>
Turnovers per game	14.1	19.3
Turnover margin	+5.1	-
Assist/turnover ratio	1.0	0.5
<b>Steals</b>	<b>63</b>	<b>47</b>
Steals per game	7.9	5.9
<b>Blocks</b>	<b>31</b>	<b>17</b>
Blocks per game	3.9	2.1
<b>Winning streak</b>	<b>0</b>	<b>-</b>
Home win streak	0	-
<b>Attendance</b>	<b>5329</b>	<b>2155</b>
Home games-Avg/Game	5-1066	3-718
Neutral site-Avg/Game	-	0-0

### Team Results

Date	Opponent		Score	Att.
12/10/2020	Jackson St.	W	80-45	1804
12/12/2020	UNCW	W	78-58	895
12/14/2020	Central Ark.	W	68-54	895
12/16/2020	at Middle Tenn.	W	70-51	100
12/19/2020	at Dayton	L	62-65	0
12/22/2020	UT Martin	W	90-43	875
12/29/2020	at Alabama	L	64-82	2055
01/02/2021	Wichita St.	L	79-83	860



**2020-21 Ole Miss Men's Basketball  
Combined Team Statistics  
In Conference games**

**Game Records**

Record	Overall	Home	Away	Neutral
ALL GAMES	0-1	0-0	0-1	0-0
CONFERENCE	0-1	0-0	0-1	0-0
NON-CONFERENCE	0-0	0-0	0-0	0-0

**Score by Periods**

Team	1st	2nd	OT	TOT
Ole Miss	34	30	0	64
Opponents	43	39	0	82

**Team Box Score**

No.	Player				Total		3-Point		F-Throw		Rebounds											
		GP-GS	MIN	AVG	FG-FGA	FG%	3FG-FGA	3FG%	FT-FTA	FT%	OFF	DEF	TOT	AVG	PF	DQ	A	TO	BLK	STL	PTS	AVG
0	WHITE, Romello	1-1	31:36	31.6	6-12	.500	0-0	.000	8-13	.615	3	8	11	11.0	3	0	0	3	1	0	20	20.0
5	BUFFEN, KJ	1-1	24:13	24.2	6-10	.600	0-0	.000	3-3	1.000	4	4	8	8.0	5	1	0	3	1	2	15	15.0
24	JOINER, Jarkel	1-0	26:07	26.1	5-11	.455	0-1	.000	2-2	1.000	0	3	3	3.0	4	0	0	2	0	0	12	12.0
2	SHULER, Devontae	1-1	27:21	27.4	2-11	.182	0-4	.000	4-6	.667	0	0	0	0.0	1	0	0	3	0	1	8	8.0
11	MURRELL, Matthew	1-0	28:17	28.3	2-8	.250	1-4	.250	2-3	.667	0	5	5	5.0	1	0	0	2	0	0	7	7.0
15	RODRIGUEZ, Luis	1-1	31:39	31.7	1-7	.143	0-3	.000	0-2	.000	5	3	8	8.0	4	0	3	1	1	2	2	2.0
12	ROBINSON, Shon	1-0	01:00	1.0	0-1	.000	0-0	.000	0-0	.000	0	0	0	0.0	0	0	0	0	0	0	0	0.0
14	VAUGHN, Dimencio	1-0	01:45	1.8	0-0	.000	0-0	.000	0-2	.000	1	0	1	1.0	0	0	0	0	0	0	0	0.0
21	ALLEN, Robert	1-0	11:19	11.3	0-1	.000	0-0	.000	0-2	.000	3	1	4	4.0	2	0	0	2	0	1	0	0.0
3	SY, Khadim	1-0	05:22	5.4	0-2	.000	0-1	.000	0-0	.000	1	1	2	2.0	0	0	0	0	0	1	0	0.0
23	HUNTER, Sammy	1-0	01:10	1.2	0-0	.000	0-0	.000	0-0	.000	0	0	0	0.0	1	0	0	0	0	0	0	0.0
1	CROWLEY, Austin	1-1	10:11	10.2	0-2	.000	0-0	.000	0-2	.000	0	2	2	2.0	2	0	0	0	0	0	0	0.0
Team											2	1	3					1				
<b>Total</b>		<b>1</b>	<b>200</b>		<b>22-65</b>	<b>.338</b>	<b>1-13</b>	<b>.077</b>	<b>19-35</b>	<b>.543</b>	<b>19</b>	<b>28</b>	<b>47</b>	<b>47.0</b>	<b>23</b>	<b>1</b>	<b>3</b>	<b>17</b>	<b>3</b>	<b>7</b>	<b>64</b>	<b>64.0</b>
<b>Opponents</b>		<b>1</b>	<b>200</b>		<b>28-65</b>	<b>.431</b>	<b>12-37</b>	<b>.324</b>	<b>14-24</b>	<b>.583</b>	<b>14</b>	<b>32</b>	<b>46</b>	<b>46.0</b>	<b>27</b>	<b>1</b>	<b>15</b>	<b>15</b>	<b>5</b>	<b>6</b>	<b>82</b>	<b>82.0</b>

**Team Statistics**

	OM	OPP
<b>Scoring</b>	<b>64</b>	<b>82</b>
Points per game	64.0	82.0
Scoring margin	-18.0	-
<b>Field goals-att</b>	<b>22-65</b>	<b>28-65</b>
Field goal pct	.338	.431
<b>3 point fg-att</b>	<b>1-13</b>	<b>12-37</b>
3-point FG pct	.077	.324
3-pt FG made per game	1.0	12.0
<b>Free throws-att</b>	<b>19-35</b>	<b>14-24</b>
Free throw pct	.543	.583
F-Throws made per game	19.0	14.0
<b>Rebounds</b>	<b>47</b>	<b>46</b>
Rebounds per game	47.0	46.0
Rebounding margin	+1.0	-
<b>Assists</b>	<b>3</b>	<b>15</b>
Assists per game	3.0	15.0
<b>Turnovers</b>	<b>17</b>	<b>15</b>
Turnovers per game	17.0	15.0
Turnover margin	-2.0	-
Assist/turnover ratio	0.2	1.0
<b>Steals</b>	<b>7</b>	<b>6</b>
Steals per game	7.0	6.0
<b>Blocks</b>	<b>3</b>	<b>5</b>
Blocks per game	3.0	5.0
<b>Winning streak</b>	<b>0</b>	<b>-</b>
Home win streak	0	-
<b>Attendance</b>	<b>0</b>	<b>2055</b>
Home games-Avg/Game	0-0	1-2055
Neutral site-Avg/Game	-	0-0

**Team Results**

Date	Opponent	Score	Att.
12/29/2020	at Alabama	L 64-82	2055