



2022 AUBURN BASEBALL



AUBURN ATHLETICS COMMUNICATIONS: 392 SOUTH DONAHUE DRIVE || AUBURN, AL 36849 || AUBURNTIGERS.COM || @AUBURN_BASEBALL

2022 SCHEDULE

Day	Date	Opponent	Time/Result
Fri	Feb. 18	vs. Oklahoma	L, 0-3
Sat	Feb. 19	vs. #12 Texas Tech	W, 2-1
Sun	Feb. 20	vs. Kansas State	W, 12-1
WED	FEB. 23	TROY	W, 13-1
FRI	FEB. 25	YALE	W, 9-0
SAT	FEB. 26	YALE	W, 4-3
SAT	FEB. 26	YALE	L, 4-5 (10)
TUE	MAR. 1	ALABAMA STATE	W, 13-7
WED	MAR. 2	UAB	W, 16-1
FRI	MAR. 4	RHODE ISLAND	W, 7-2
SAT	MAR. 5	RHODE ISLAND	W, 16-0
SAT	MAR. 5	RHODE ISLAND	W, 12-0
SUN	MAR. 6	RHODE ISLAND	W, 14-1
Wed	Mar. 9	vs. Tennessee Tech	W, 4-3
FRI	MAR. 11	MIDDLE TENNESSEE	L, 8-10
SAT	MAR. 12	MIDDLE TENNESSEE	W, 10-7
SUN	MAR. 13	MIDDLE TENNESSEE	L, 3-4 (8)
THU	MAR. 17	#1 OLE MISS	L, 6-13
FRI	MAR. 18	#1 OLE MISS	W, 19-5
SAT	MAR. 19	#1 OLE MISS	L, 2-15
Tue	Mar. 22	vs. South Alabama	W, 13-12
Fri	Mar. 25	at Texas A&M	W, 6-5 (10)
Sat	Mar. 26	at Texas A&M	L, 4-5 (11)
Sun	Mar. 27	at Texas A&M	W, 13-9
TUE	MAR. 29	JACKSONVILLE STATE	L, 2-5
Thu	Mar. 31	at #12 LSU	W, 6-5
Fri	Apr. 1	at #12 LSU	L, 2-9
Sat	Apr. 2	at #12 LSU	W, 6-4
Tue	Apr. 5	at UAB	W, 6-4
FRI	APR. 8	#12 VANDERBILT	W, 5-1
SAT	APR. 9	#12 VANDERBILT	L, 4-19
SUN	APR. 10	#12 VANDERBILT	W, 8-2
TUE	APR. 12	SAMFORD	W, 4-1
Thu	Apr. 14	at Miss. State	L, 6-7
Fri	Apr. 15	at Miss. State	L, 5-9
Sat	Apr. 16	at Miss. State	W, 3-2
TUE	APR. 19	ALABAMA STATE	W, 6-5 (10)
WED	APR. 20	KENNESAW STATE	W, 14-1
FRI	APR. 22	SOUTH CAROLINA	W, 6-3
SAT	APR. 23	SOUTH CAROLINA	W, 8-6
SUN	APR. 24	SOUTH CAROLINA	W, 2-0
Tue	Apr. 26	at Jacksonville State	W, 8-4
Fri	Apr. 29	at #1 Tennessee	L, 4-17
Sat	Apr. 30	at #1 Tennessee	W, 8-6
Sun	Apr. 31	at #1 Tennessee	L, 3-5
FRI	MAY 6	#3 ARKANSAS	L, 8-11
SAT	MAY 7	#3 ARKANSAS	W, 5-3
SUN	MAY 8	#3 ARKANSAS	L, 4-7
Tue	May 10	at Troy	W, 11-4
FRI	MAY 13	ALABAMA	W, 3-2
SAT	MAY 14	ALABAMA	W, 6-4
SUN	MAY 15	ALABAMA	NC
Tue	May 17	at Samford	W, 8-4
Fri	May 20	at Kentucky	L, 1-5
Fri	May 20	at Kentucky	W, 6-3
Sat	May 21	at Kentucky	L, 3-6

POSTSEASON

May 24	vs. Kentucky^	L, 1-3
JUNE 3	SOUTHEASTERN*	W, 19-7
JUNE 4	FLORIDA STATE*	W, 21-7
JUNE 5	#19 UCLA*	W, 11-4
June 11	at #3 Oregon State	9 p.m.
June 12	at #3 Oregon State	9 p.m.
June 13	at #3 Oregon State	TBD

Home games in **BOLD CAPS**

All home games at Plainsman Park | All times central
^ SEC Tournament | *Auburn Regional

GAMES 60-62 CORVALLIS, ORE. (Goss Stadium at Coleman Field)



#14 AUBURN TIGERS (40-19, 16-13 SEC)

Head Coach: Butch Thompson (Birmingham-Southern, 1992)

Career Record: 258-182 (8th season) | Record at Auburn: 219-161 (7th season)



#3 OREGON STATE BEAVERS (47-16, 20-10 PAC)

Head Coach: Mitch Canham (Oregon State, 2011)

Career Record: 89-49 (3rd season) | Record at OSU: 89-49 (3rd season)

» QUICK HITTERS

- This weekend marks Auburn's third super regional in the last four seasons (2018, 2019, 2022).
- The Tigers are one of 10 teams to advance to at least three super regionals since 2018, joining Arkansas (4), East Carolina, Mississippi State, North Carolina, Ole Miss, Stanford, Texas, Texas Tech and Vanderbilt on the list.
- Auburn is riding a nine-game regional win streak in which it has outscored opponents 117-43.
- The Tigers outscored Southeastern, Florida State and UCLA 51-18 in three games last weekend, marking the most runs by a SEC team in the first three games of a regional.
- The team led all 64 NCAA Tournament teams in runs per game (17.0) and run differential per game (11.0) during regional play.
- The offense hit .395 while starting pitchers went 3-0 with a 3.86 ERA in the Auburn Regional.
- Auburn is 3-5 all-time in super regional play, including 3-3 under head coach Butch Thompson.
- The Tigers were the last team eliminated from the super regional round in Gainesville in 2018 and turned around to win the first super regional championship in Chapel Hill in 2019.

PITCHING MATCHUP

AUBURN		OREGON STATE	
SAT JR RHP Trace Bright	(4-4, 4.80)	vs. SO LHP Cooper Hjerpe	(10-2, 2.40)
SUN SO RHP Joseph Gonzalez	(7-2, 2.90)	vs. JR RHP Jake Pfennigs	(4-0, 2.94)
MON JR RHP Mason Barnett	(3-2, 4.13)	vs. FR RHP Jacob Kmatz	(8-2, 4.19)

GAME INFO

Date: Saturday-Monday, June 11-13, 2022
Game Time: 9 p.m. | 9 p.m. | TBD
Site: Corvallis, Ore. | Goss Stadium (3,587)
TV: ESPN2 | ESPN2 | TBD
Talent: Raxy Bernstein (pxp), Todd Walker (color)
Radio: 93.9 FM | AuburnTigers.com
Talent: Andy Burcham, Brad Law
Radio: Sirius XM | Channel 374
Live Stats: StatBroadcast.com
Twitter Updates: @AuburnBaseball
Postgame Recap: AuburnTigers.com
Series History: Never met
Auburn: Never met
Corvallis: Never met
Neutral: Never met

AUBURN

40-19, 16-13 SEC

Team Leaders

Batting Average: SR IF **Sonny DiChiara** (.397)
Runs: SR IF **Sonny DiChiara** (55)
2B: SR OF **Kason Howell** (19)
HR: SR IF **Sonny DiChiara** (20)
RBI: SR IF **Sonny DiChiara** (55)
Stolen Bases: R-JR IF **Blake Rambusch** (16-21)

OREGON STATE

47-16, 20-10 PAC-12

Team Leaders

Batting Average: SO OF **Justin Boyd** (.366)
Runs: JR OF **Wade Meckler** (80)
2B: JR OF **Wade Meckler** (22)
HR: JR OF/IF **Jacob Melton** (16)
RBI: JR OF/IF **Jacob Melton** (81)
Stolen Bases: SO OF **Justin Boyd** (24-30)

POTENTIAL STARTING LINEUP

Pos.	#	Player	AVG	AB	R	H	2B	3B	HR	RBI	SB-SBA	BB
C	28	Nate LaRue	.227	132	19	30	8	0	6	33	2-2	13
1B	17	Sonny DiChiara	.397	184	55	73	15	0	20	55	0-0	66
2B	7	Cole Foster	.273	154	36	42	8	0	9	44	1-2	26
3B	11	Blake Rambusch	.353	241	53	85	12	1	4	37	16-21	28
SS	4	Brody Moore	.291	234	45	68	10	1	5	34	5-7	22
LF	31	Mike Bello	.268	82	16	22	4	0	1	11	1-1	12
CF	5	Kason Howell	.297	232	49	69	19	2	2	35	11-13	27
RF	27	Bobby Peirce	.295	139	28	41	5	4	8	26	5-6	10
DH	19	Brooks Carlson	.315	162	35	51	9	0	6	30	0-1	22



AUBURN'S RECORD WHEN...

	2022	Under Thompson
Overall	40-19	219-161
SEC	16-13	79-100
Non-Conference	21-5	122-47
Postseason	3-1	18-14
Home	25-9	146-72
Away	10-8	52-69
Neutral	5-2	19-18
Current streak	W3	W3
Last 5 games	3-2	3-2
Last 10 games	7-3	7-3

Situational:

AU scores first	21-6	144-54
Opp. scores first	19-13	75-107
AU scores 4+ runs	36-10	198-73
AU scores 3 runs or less	4-9	21-88
AU leads after 7 innings	32-2	177-16
8 innings	35-2	199-14
AU trails after 7 innings	4-14	16-117
8 innings	3-14	7-126
Game tied after 7 innings	3-2	21-24
8 innings	1-2	6-15
Extra Innings	2-3	11-18
1-run games	9-4	45-43
2-run games	7-3	28-17
3-run games	4-5	24-23
Games decided by 5+ runs	16-5	100-48
vs. LH Starter	10-4	65-50
vs. RH Starter	30-15	155-110
More hits than opponent	27-4	161-29
Fewer hits than opponent	7-14	36-121
Hits are tied	6-1	20-12
AU has 10+ hits	26-6	134-62
Opp. has 10+ hits	10-9	53-99
Hit a home run	25-12	142-69
Opp. hits a home run	22-15	97-104
AU quality start	7-2	68-22
Opp. quality start	1-2	26-57
AU commits no errors	20-5	97-41
Opp. commits no error	16-9	61-81

By Day:

Sunday	7-3	35-29
Monday	0-0	1-2
Tuesday	8-1	45-17
Wednesday	4-1	18-7
Thursday	1-2	8-16
Friday	7-6	52-38
Saturday	11-5	56-49
Day Games (first pitch before 6 p.m.)	15-11	121-86
Night Games (first pitch after 6 p.m.)	25-8	99-75
Doubleheaders	5-3	26-16

By Month:

February	5-2	45-14
March	13-6	74-41
April	13-5	51-49
May	6-5	34-47
June	3-0	13-7

By Jersey:

White	7-3	57-33
Blue	10-3	43-32
Orange	9-5	48-34
Gray	6-3	26-38
Pinstripes	8-5	35-22
Cream Throwback	0-0	8-2

UNIVERSITY INFORMATION

Location	Auburn, Ala.
Enrollment	31,526
Founded	October 1, 1856
Nickname	Tigers
Colors	Burnt Orange and Navy Blue
President	Dr. Jay Gogue
Athletics Director	Allen Greene
Conference	Southeastern (SEC West)
Stadium / Capacity	Samford Stadium-Hitchcock Field at Plainsman Park / 4,096
Ticket Office Phone	855-282-2010

BASEBALL COACHING / SUPPORT STAFF

Head Coach	Butch Thompson (Birmingham-Southern, 1992)
Record at Auburn / Seasons	219-161 (.576) / 7th
Career Coaching Record / Seasons	258-182 (.586) / 8th
Assistant Coach	Karl Nonemaker (Vanderbilt, 2002)
Assistant Coach	Gabe Gross (Auburn, 2012)
Volunteer Assistant	Tim Hudson (Auburn, 2021)
Director of Player Development	Aaron Everett (UT Martin, 2012)
Director of Operations	Greg Drye (Southern Miss, 1998)
Athletic Trainer	Anthony Sandersen (South Dakota State, 2004)
Strength & Conditioning	Chris Joyner (Minnesota State - Mankato, 2001)

PROGRAM HISTORY

Modern Era Program Record (since 1949)	2,028-1,394-4 (.592)
College World Series Appearances / Last	5 / 2019
College World Series Record	3-10 (.231)
NCAA Regional Appearances / Last	22 / 2019
NCAA Regional Record	51-45 (.531)
NCAA Super Regional Appearances / Last	3 / 2019
NCAA Super Regional Record	3-5 (.375)
Last Postseason Opponent	Louisville / 2019 College World Series
Result	Lost, 5-3

POSTSEASON HISTORY

College World Series Appearances: 5 (1967, 1976, 1994, 1997, 2019)

Super Regional Appearances: 3 (1999, 2018, 2019)

NCAA Regional Appearances: 22 (1963, 1967, 1976, 1978, 1987, 1989, 1993-95, 1997-2003, 2005, 2010, 2015, 2017, 2018, 2019)

NCAA Regional Titles: 7 (1967, 1976, 1994, 1997, 1999, 2018, 2019)

MEDIA RELATIONS

Baseball Contact: George Nunnelley, Asst. Director - Athletics Comm.

Cell: 502-609-9982

Email: gnnunnelley@auburn.edu

Twitter: @gnunnelley

Associate AD: Kirk Sampson

2022 AUBURN BASEBALL ROSTER

No.	Name	Pos.	Cl.	B/T	Ht.	Wt.	Exp.	Hometown (Previous School)
1	Blake Rambusch	IF/OF	R-Jr.	R/R	5-9	175	JC	Austin, Texas (Grayson College)
2	Josh Hall	OF	R-Jr.	L/R	5-9	192	1L	Birmingham, Ala. (Ole Miss)
4	Brody Moore	IF	Sr.	R/R	5-11	183	3L	Oneonta, Ala. (Oneonta)
5	Kason Howell	OF	Sr.	R/R	6-0	180	3L	Argyle, Texas (Liberty Christian)
6	Ryan Dyal	C	R-So.	L/R	5-10	197	1L	Senoia, Ga. (East Coweta)
7	Cole Foster	IF	So.	S/R	6-1	190	1L	Plano, Texas (Plano Senior)
8	Bryson Ware	OF	Jr.	R/R	6-2	193	1L	Madison, Miss. (Pearl River CC)
9	Cade Granzow	RHP	Fr.	R/R	6-3	220	HS	Franklin, Tenn. (Brentwood)
11	Garrett Farquhar	IF	5th	R/R	5-11	187	2L	Hoover, Ala. (Shelton State CC)
13	Ben Schorr	C	R-Fr.	R/R	6-0	185	RS	Columbus, Ga. (Columbus)
14	Brooks Fuller	LHP	Sr.	L/L	6-3	210	3L	Auburn, Ala. (Auburn)
16	Cam Hill	IF/LHP	So.	L/L	6-5	214	1L	Madison, Ala. (Bob Jones)
17	Sonny DiChiara	IF	Sr.	R/R	6-1	263	TR	Hoover, Ala. (Samford)
18	Mason Barnett	RHP	Jr.	R/R	6-0	218	2L	Cartersville, Ga. (Cartersville)
19	Brooks Carlson	IF	Gr.	R/R	5-11	192	TR	Mobile, Ala. (Samford)
20	Hayden Mullins	LHP	Jr.	L/L	6-0	194	2L	Gallatin, Tenn. (Hendersonville)
21	Trace Bright	RHP	Jr.	R/R	6-4	199	2L	Montgomery, Ala. (Trinity Presbyterian)
22	Garrett Wade	LHP	R-Jr.	L/L	6-3	199	2L	Hartselle, Ala. (Hartselle)
23	Parker Carlson	RHP	Fr.	R/R	6-1	170	HS	Mobile, Ala. (Faith Academy)
27	Bobby Peirce	OF	R-Jr.	R/R	6-2	181	1L	Scottsdale, Ariz. (South Mountain CC)
28	Nate LaRue	C/RHP	Jr.	R/R	6-3	217	2L	Mobile, Ala. (McGill-Toolen)
29	Carson Skipper	LHP	Sr.	L/L	6-2	211	3L	Trussville, Ala. (Trussville)
31	Mike Bello	OF	Fr.	L/L	6-1	190	HS	Oak Ridge, N.J. (Pope John XXIII)
32	Carson Swilling	RHP	So.	R/R	5-11	196	1L	Smiths Station, Ala. (Smiths Station)
34	Ben Bosse	RHP	Fr.	R/R	6-1	194	HS	Brenham, Texas (Brenham)
37	Mason Land	IF	Jr.	L/R	5-10	173	JC	Cantonment, Fla. (Chattahoochee Valley CC)
40	Blake Burkhalter	RHP	Jr.	R/R	6-0	204	2L	Dothan, Ala. (Northview)
41	John Armstrong	RHP	Fr.	R/R	5-11	200	HS	Marietta, Ga. (Harrison)
43	Chase Isbell	RHP	Jr.	R/R	6-2	198	TR	Springville, Ala. (Samford)
44	Grant Newton	RHP	R-Jr.	R/R	6-4	236	TR	Orange County, Calif. (Santa Ana College)
45	Joseph Gonzalez	RHP	So.	R/R	6-4	230	1L	Humacao, P.R. (Leadership Christian Academy)
46	Chase Allsup	RHP	Fr.	R/R	6-1	220	HS	Dothan, Ala. (Dothan)
47	Tommy Sheehan	LHP	Gr.	L/L	6-0	209	TR	Brielle, N.J. (Notre Dame)
50	Jake Wyandt	C	Gr.	R/R	5-11	195	TR	Laurel, Md. (Presbyterian)
51	Luke Burk	IF	Jr.	R/R	6-0	219	JC	Galena, Mo. (Neosho County CC)
52	Jordan Armstrong	RHP	Sr.	R/R	6-2	184	JC	McDonough, Ga. (Chattahoochee Valley CC)
54	Konner Copeland	LHP	So.	L/L	6-2	189	JC	Mobile, Ala. (Pensacola State CC)
57	Tyler Drabick	RHP	Gr.	R/R	6-2	193	TR	Canton, Ohio (Lipscomb)
72	Brody Moss	IF	Fr.	L/R	5-11	173	HS	Helena, Ala. (Helena)

COACHES & STAFF

30	Butch Thompson	Head Coach
35	Karl Nonemaker	Assistant Coach
39	Gabe Gross	Assistant Coach
15	Tim Hudson	Volunteer Assistant Coach
	Aaron Everett	Director of Player Development
	Greg Drye	Director of Operations
	Chris Joyner	Strength & Conditioning
	Anthony Sandersen	Athletic Trainer
	Jeremy Page	Athletic Trainer Intern

PRONUNCIATION GUIDE

Ben BOSSE	BOSSY
Sonny DICHARA	De-SHARE-uh
Ryan DYAL	DIAL
Garrett FARQUHAR	FAR-kwar
Cade GRANZOW	Gran-ZO
KASON Howell	KAY-son
Chase ISBELL	IZ-bull
Ben SCHORR	SHORE
Jake WYANDT	Why-ANDT

30 BUTCH THOMPSON HEAD COACH

THE AUBURN SKIPPER

- Eight College World Series appearances / 17 postseason appearances
- 2013 National Runner-up (Mississippi State)
- 2001 National Champion (Birmingham-Southern)
- 2014 Baseball America/ABCA National Assistant Coach of the Year
- 2006 FCA Coach of the Year
- Coached 18 pitchers who went on to pitch in the Major Leagues
- Recruited and coached 33 pitchers who were drafted out of college that weren't drafted out of high school

Butch Thompson enters his seventh season at the helm of the program in 2021, posting a record of 179-142 in his first six seasons. He led the program to the first College World Series appearance in 22 years in 2019 and took the Tigers to three straight regionals for the first time since 2001-03.

Butch Thompson was named Auburn's head baseball coach on October 22, 2015 and enters his seventh season with the Tigers in 2021.

Thompson, who spent three seasons as an assistant coach and recruiting coordinator at Auburn from 2006-08, returned to The Plains after seven seasons at Mississippi State as both associate head coach and pitching coach.

A native of Amory, Miss., Thompson has coached 31 Division I All-Americans and 40 all-conference performers. He has seen 18 of his former pitchers make their Major League Baseball debuts, including 12 since 2014. Thompson has also turned 33 pitchers who went undrafted out of high school into MLB draft picks.

Thompson had three pitchers drafted in the first 11 rounds in 2014 and five pitchers drafted, including three in the top 10 rounds, in 2013. He added a first-round selection in the 2016 draft, a third-round pick in Keegan Thompson in 2017 and the first No. 1 overall pick in program history in Casey Mize in 2018. With Tanner Burns also going as a supplemental first round pick in 2020, Auburn became one of four programs with a pair of pitchers drafted in the first round from 2018-20.

Along with his pitching pedigree, Thompson is also considered one of the top recruiters in the country. Since 2003, he has secured 14 recruiting classes that were ranked in the top 10 by either Baseball America or Perfect Game, including the No. 5 signing class in 2017 and a program record No. 4 class in 2018. His classes signed from 2006-08 at Auburn each ranked in the top 18 nationally, including the No. 5 class in 2008, which included All-American and SEC Player of the Year Hunter Morris.

In 29 years of coaching at the collegiate level, including 20 in the Southeastern Conference, Thompson has coached eight College World Series participants, including leading the Tigers to the program's first trip to the College World Series in 22 years in 2019. Thompson has also coached one national champion and a national runner-up, won nine conference championships and made 17 postseason appearances. He has also served as an assistant under three National Coach of the Year recipients.

Thompson was named the 2006 Fellowship of Christian Athletes SEC Coach of the Year while at Auburn and the 2014 Baseball America and American Baseball Coaches Association (ABCA) National Assistant Coach of the Year while at Mississippi State.

Thompson has returned the Tigers to prominence in five seasons on The Plains as he has guided the team to a 179-142 overall record and took the team to three straight NCAA Tournament appearances for the first time since 2001-03, including back-to-back super regionals for the first time in program history. After advancing to the College World Series in 2019 and a winner-take-all game three in the Gainesville Super Regional in 2018, the Tigers finished those respective seasons ranked as high as No. 8 and No. 9. It marked the third time in program history the team has finished back-to-back seasons in the top 10.

Entering the 2019 postseason as the No. 2 seed in the Atlanta Regional, Auburn became the only program to sweep a regional on the road in each of the last two seasons before also becoming the first team to defeat North Carolina in a Chapel Hill Super Regional in 2019, punching its ticket to Omaha for the first time since 1997.

In seven seasons at MSU, Thompson made four NCAA regional trips, two Super Regionals, won the SEC Tournament and advanced to the College World Series finishing as NCAA runner-up in 2013. In three of his last four seasons in Starkville, the Bulldogs' staff ERA finished no higher than 3.06. Thompson's 2013 pitching staff was one of two nationally to finish in the top 15 in ERA, strikeouts per nine innings and hits allowed per nine innings.



In addition to his experience at Auburn and Mississippi State, Thompson also spent four seasons at Georgia from 2002-05, including a trip to the College World Series in 2004. While there, he guided the development of future Major Leaguers Josh Fields, Mitchell Boggs and Brooks Brown.

Thompson launched his coaching career as pitching coach and top assistant at Huntingdon College (Ala.) in 1993, before returning to his alma mater in Birmingham, where he helped lead the Panthers to back-to-back Southern States Conference Championships and in 1995 coached BSC to its first NAIA World Series berth.

Thompson left BSC briefly to serve as head coach at Jefferson State Community College in Birmingham in 1997. While at JSCC, he was honored as the Regional Tournament Coach of the Year, the ABCA Alabama Junior College Coach of the Year and the Southeast Region Coach of the Year after guiding JSCC to a 39-21 mark, the AJCAA Region 22 State Championship and a third-place finish in the NJCAA Division II World Series.

He returned to Birmingham-Southern as top assistant the following season, beginning a four-year run during the most successful span in BSC baseball history. The Panthers won 196 games and four TranSouth Conference Championships and made three-consecutive appearances in the NAIA World Series. BSC's 2001 team posted a school-best 55-11 mark and captured the NAIA National Championship.

In 2002, Thompson joined the SEC baseball coaching fraternity as a pitching coach and recruiting coordinator at Georgia and has been a part of the league for the past 17 seasons.

Thompson currently serves as the large-school representative for the Alabama Baseball Coaches Association and is an All-American committee member representing the South region for the ABCA.

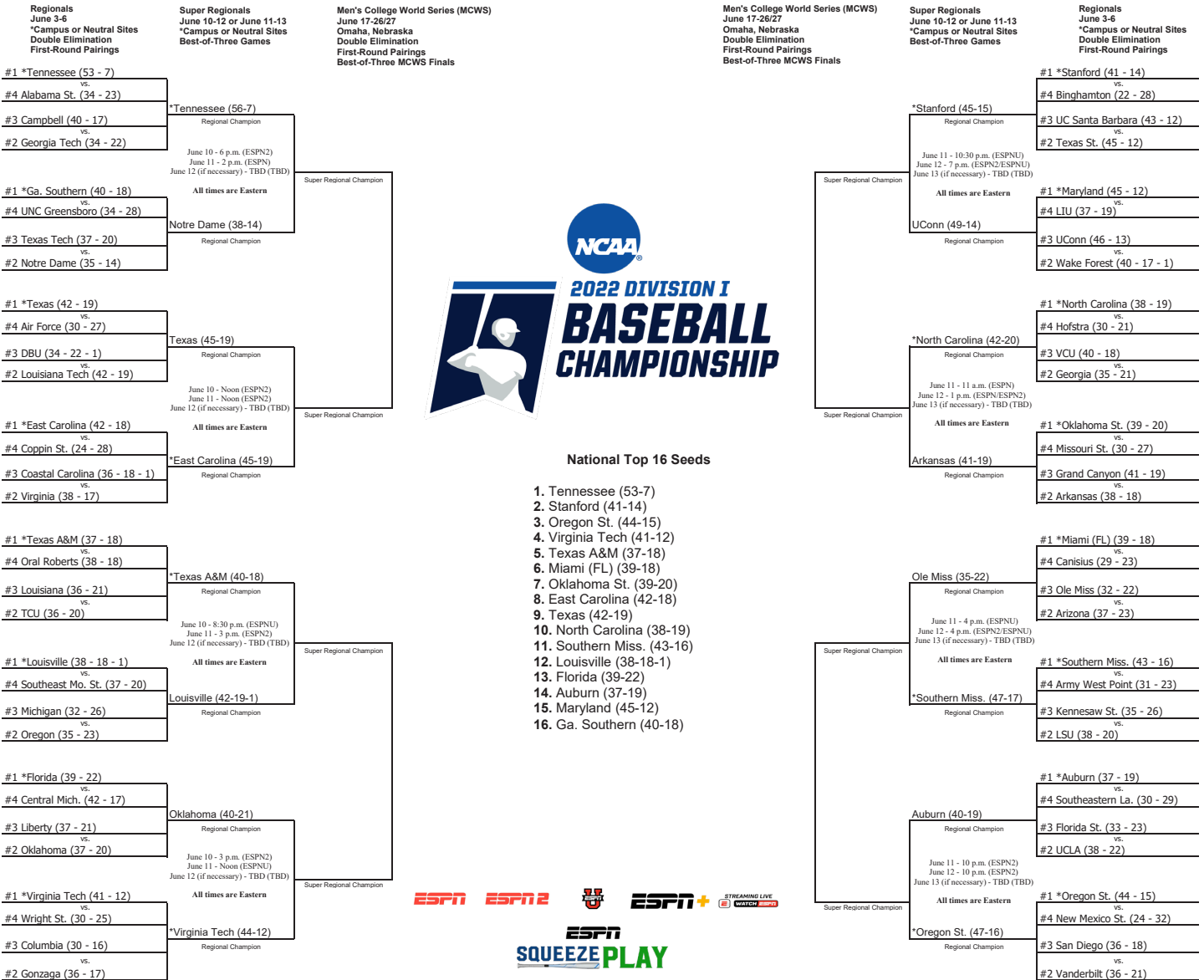
Thompson prepped at Amory (Miss.) High School and later starred as a pitcher at Itawamba (Miss.) Community College from 1989-90. He is a member of both the ICC Athletic Hall of Fame (Class of 2014) and MACCC Hall of Fame (Class of 2021).

Thompson earned a Bachelor's Degree in History at BSC in 1992 and completed a Master's Degree in Sports Administration at UAB in 1996. He is married to the former Robin Ashe of Birmingham, Ala., and they are the parents of three daughters --- Anna, Olivia and Madelyn Gail.

2022 NCAA TOURNAMENT BRACKET



2022 NCAA Division I Baseball Championship



National Top 16 Seeds

- Tennessee (53-7)
- Stanford (41-14)
- Oregon St. (44-15)
- Virginia Tech (41-12)
- Texas A&M (37-18)
- Miami (FL) (39-18)
- Oklahoma St. (39-20)
- East Carolina (42-18)
- Texas (42-19)
- North Carolina (38-19)
- Louisville (38-18-1)
- Southern Miss. (43-16)
- Louisiana Tech (42-19)
- Auburn (37-19)
- Florida (39-22)
- Central Mich. (42-17)
- Liberty (37-21)
- Oklahoma (37-20)
- Virginia Tech (41-12)
- Wright St. (30-25)
- Columbia (30-16)
- Gonzaga (36-17)



© 2022 National Collegiate Athletic Association. No commercial use without the NCAA's written permission.

* Host Institution

AUBURN IN THE NCAA TOURNAMENT

REGIONAL RESULTS

Year	Opponent	Score	Result	Location
1963	West Virginia	1-2	L	Gastonia, NC
	Florida State	3-4	L	Gastonia, NC
1967	West Virginia	8-3	W	Gastonia, NC
	Florida State	13-2	W	Gastonia, NC
	Clemson	2-3	L	Gastonia, NC
	Clemson	6-5	W	Gastonia, NC
1976	Middle Tenn. St.	10-5	W	Tallahassee, FL
	Florida State	2-1	W	Tallahassee, FL
	Jacksonville	7-5	W	Tallahassee, FL
1978	Memphis State	14-10	W	Auburn, AL
	North Carolina	2-3	L	Auburn, AL
	Memphis State	5-6	L	Auburn, AL
1987	Seton Hall	22-1	W	Huntsville, AL
	Middle Tenn. St.	5-3	W	Huntsville, AL
	Seton Hall	6-15	L	Huntsville, AL
	Clemson	3-6	L	Huntsville, AL
1989	South Florida	9-3	W	Tallahassee, FL
	Clemson	14-7	W	Tallahassee, FL
	Florida State	6-7	L	Tallahassee, FL
	Clemson	1-11	L	Tallahassee, FL
1993	Arizona	9-1	W	Stillwater, OK
	Oklahoma St.	10-14	L	Stillwater, OK
	N. C. State	2-13	L	Stillwater, OK
1994	Virginia Tech	7-0	W	Clemson, SC
	Old Dominion	11-8 [10]	W	Clemson, SC
	Clemson	11-5	W	Clemson, SC
	Notre Dame	8-0	W	Clemson, SC
1995	Pennsylvania	2-1	W	Oklahoma City, OK
	Ohio State	8-6	W	Oklahoma City, OK
	Oklahoma	8-9	L	Oklahoma City, OK
	Texas	4-2	W	Oklahoma City, OK
	Oklahoma	1-3	L	Oklahoma City, OK
1997	Western Carolina	11-3	W	Tallahassee, FL
	South Florida	9-0	W	Tallahassee, FL
	Florida State	8-7	W	Tallahassee, FL
	Florida State	7-9	L	Tallahassee, FL
	Florida State	5-2	W	Tallahassee, FL
1998	Rutgers	15-17	L	Tallahassee, FL
	Liberty	3-2	W	Tallahassee, FL
	Rutgers	7-4	W	Tallahassee, FL
	Oklahoma	9-8	W	Tallahassee, FL
	Florida State	10-16	L	Tallahassee, FL
1999	N. C. State	9-7	W	Auburn, AL
	Winthrop	8-6	W	Auburn, AL
	Tulane	5-7	L	Auburn, AL
	Tulane	13-9	W	Auburn, AL
2000	Stetson	5-9	L	Atlanta, GA
	Georgia Southern	11-5	W	Atlanta, GA
	Stetson	10-13	L	Atlanta, GA
2001	Jacksonville	8-7	W	Tallahassee, FL
	Florida State	6-10	L	Tallahassee, FL
	Jacksonville	3-2	W	Tallahassee, FL
	Florida State	6-9	L	Tallahassee, FL
2002	Florida Atlantic	11-16	L	Tuscaloosa, AL
	Alabama	3-6	L	Tuscaloosa, AL
2003	Princeton	5-2	W	Auburn, AL
	Ohio State	2-6	L	Auburn, AL
	Clemson	15-0	W	Auburn, AL
	Ohio State	7-9	L	Auburn, AL
2005	South Alabama	13-5	W	Tallahassee, FL
	Florida State	3-4	L	Tallahassee, FL
	Army	12-3	W	Tallahassee, FL
	Florida State	4-10	L	Tallahassee, FL
2010	Jacksonville State	9-7	W	Auburn, AL
	Clemson	2-5	L	Auburn, AL
	Southern Miss	17-8	W	Auburn, AL
	Clemson	11-10	W	Auburn, AL
	Clemson	7-13	L	Auburn, AL
2015	College of Charleston	7-6 [11]	L	Tallahassee, FL
	Mercer	1-0	W	Tallahassee, FL
	College of Charleston	3-2	L	Tallahassee, FL
2017	UCF	7-4	W	Tallahassee, FL
	Tennessee Tech	5-3	W	Tallahassee, FL
	Florida State	7-8 [10]	L	Tallahassee, FL
	Florida State	0-6	L	Tallahassee, FL
2018	Northeastern	13-4	W	Raleigh, NC
	Army	12-1	W	Raleigh, NC
	N. C. State	15-7	W	Raleigh, NC
2019	Coastal Carolina	16-7	W	Atlanta, GA
	Georgia Tech	6-5	W	Atlanta, GA
	Georgia Tech	4-1	W	Atlanta, GA
2022	Southeastern	19-7	W	Auburn, AL
	Florida State	21-7	W	Auburn, AL
	UCLA	11-4	W	Auburn, AL

REGIONAL RESULTS BY YEAR

Year	Regional	Result	W-L	Location
1963	District 3	Fourth	0-2	Gastonia, NC
1967	District 3	CHAMPIONS	3-1	Gastonia, NC
1976	South	CHAMPIONS	3-0	Tallahassee, FL
1978	South	Third	1-2	Auburn, AL
1987	South I	Third	2-2	Huntsville, AL
1989	Atlantic	Third	2-2	Tallahassee, FL
1993	Midwest	Fourth	1-2	Stillwater, OK
1994	East	CHAMPIONS	4-0	Clemson, SC
1995	Midwest II	Second	3-2	Oklahoma City, OK
1997	East	CHAMPIONS	4-1	Tallahassee, FL
1998	Atlantic II	Second	3-2	Tallahassee, FL
1999	Auburn	CHAMPIONS	3-1	Auburn, AL
2000	Atlanta	Third	1-2	Atlanta, GA
2001	Tallahassee	Second	2-2	Tallahassee, FL
2002	Tuscaloosa	Fourth	0-2	Tuscaloosa, AL
2003	Auburn	Second	2-2	Auburn, AL
2005	Tallahassee	Second	2-2	Tallahassee, FL
2010	Auburn	Second	3-2	Auburn, AL
2015	Tallahassee	Third	1-2	Tallahassee, FL
2017	Tallahassee	Second	2-2	Tallahassee, FL
2018	Raleigh	CHAMPIONS	3-0	Raleigh, NC
2019	Atlanta	CHAMPIONS	3-0	Atlanta, GA
2022	Auburn	CHAMPIONS	3-0	Auburn, AL

AUBURN VS. NCAA REGIONAL OPPONENTS

Opponent	W-L
Alabama	0-1
Arizona	1-0
Army	2-0
Central Florida	1-0
Clemson	5-5
Coastal Carolina	1-0
College of Charleston	0-2
Florida Atlantic	0-1
Florida State	5-10
Georgia Southern	1-0
Georgia Tech	2-0
Jacksonville	3-0
Jacksonville State	1-0
Liberty	1-0
Mercer	1-0
Memphis	1-1
Middle Tenn. State	2-0
Northeastern	1-0
North Carolina	0-1
North Carolina State	2-1
Notre Dame	1-0
Ohio State	1-2
Oklahoma	1-2
Oklahoma State	0-1
Old Dominion	1-0
Pennsylvania	1-0
Princeton	1-0
Rutgers	1-1
Seton Hall	1-1
Southeastern	1-0
South Alabama	1-0
South Florida	2-0
Southern Miss	1-0
Stetson	0-2
Tennessee Tech	1-0
Texas	1-0
Tulane	1-1
UCLA	1-0
Virginia Tech	1-0
Winthrop	1-0
Western Carolina	1-0
West Virginia	1-1
42 Opponents	51-33

SUPER REGIONAL RESULTS

Year	Opponent	Score	Result	Location
1999	Florida State	2-10	L	Tallahassee, FL
	Florida State	3-6	L	Tallahassee, FL
2018	Florida	2-8	L	Gainesville, FL
	Florida	3-2	W	Gainesville, FL
	Florida	2-3 [11]	L	Gainesville, FL
2019	North Carolina	11-7	W	Chapel Hill, NC
	North Carolina	0-2	L	Chapel Hill, NC
	North Carolina	14-7	W	Chapel Hill, NC

AUBURN IN THE NCAA TOURNAMENT

1963 DISTRICT 3 AT GASTONIA, NC**Florida State 4, Auburn 3**

Wake Forest 4, West Virginia 3

West Virginia 2, Auburn 1 (Auburn eliminated)

Florida State 12, Wake Forest 4

Wake Forest 12, West Virginia 8 (West Virginia eliminated)

Wake Forest 6, Florida State 5

Florida State 11, Wake Forest 5 (Wake Forest eliminated)

1967 DISTRICT 3 AT GASTONIA, NC

Florida State 5, Clemson 3

Auburn 8, West Virginia 3 [12]

Clemson 5, West Virginia 0 (West Virginia eliminated)

Auburn 13, Florida State 3

Clemson 6, Florida State 4 (Florida State eliminated)

Clemson 3, Auburn 2**Auburn 6, Clemson 5 [13] (Clemson eliminated)****1976 SOUTH REGIONAL AT TALLAHASSEE, FL****Auburn 10, Middle Tennessee State 5**

Florida State 6, Jacksonville 1

Jacksonville 8, Middle Tennessee State 5 (MTSU eliminated)

Auburn 2, Florida State 1

Jacksonville 9, Florida State 7 (Florida State eliminated)

Auburn 7, Jacksonville 5 (Jacksonville eliminated)**1978 SOUTH REGIONAL AT AUBURN, AL**

North Carolina 15, East Tennessee State 1

Auburn 14, Memphis 10

Memphis 5, East Tennessee State 0 (ETSU eliminated)

North Carolina 3, Auburn 2**Memphis 6, Auburn 5 (Auburn eliminated)**

Memphis 8, North Carolina 6

North Carolina 11, Memphis 9 (Memphis eliminated)

1987 SOUTH I REGIONAL AT HUNTSVILLE, AL**Seton Hall 15, Auburn 6**

Clemson 8, West Virginia 0

(1) Arkansas 10, Middle Tennessee State 7

Auburn 5, Middle Tennessee State 3 (MTSU eliminated)

Arkansas 7, West Virginia 2 (West Virginia eliminated)

Clemson 6, Seton Hall 3

Auburn 22, Seton Hall 1 (Seton Hall eliminated)

Arkansas 6, Clemson 5

Clemson 6, Auburn 3 (Auburn eliminated)

Arkansas 4, Clemson 2 (Clemson eliminated)

1989 ATLANTIC REGIONAL AT TALLAHASSEE, FL**(4) Auburn 9, (3) South Florida 3**

(2) Clemson 6, (5) Stetson 2

(1) Florida State 13, (6) Rider 7

Stetson 13, Rider 6 (Rider eliminated)

Florida State 8, South Florida 1 (South Florida eliminated)

Auburn 14, Clemson 7

Clemson 13, Stetson 5 (Stetson eliminated)

Florida State 7, Auburn 6**Clemson 11, Auburn 1 (Auburn eliminated)**

Florida State 8, Clemson 1 (Clemson eliminated)

1993 MIDWEST REGIONAL IN STILLWATER, OK

(1) North Carolina State 12, (6) Fordham 4

(4) Auburn 9, (3) Arizona 1

(2) Oklahoma State 9, (5) Connecticut 5

Fordham 5, Connecticut 0 (Connecticut eliminated)

Arizona 5, North Carolina State 2

Oklahoma State 14, Auburn 10**North Carolina State 13, Auburn 2 (Auburn eliminated)**

Arizona 18, Fordham 7 (Fordham eliminated)

Oklahoma State 8, N.C. State 3 (N.C. State eliminated)

Arizona 4, Oklahoma State 0

Oklahoma State 11, Arizona 10 (Arizona eliminated)

1994 EAST REGIONAL IN CLEMSON, SC

(3) Old Dominion 9, (4) Notre Dame 5

(2) Auburn 7, (5) Virginia Tech 0

(1) Clemson 5, (6) The Citadel 1

The Citadel 4, Virginia Tech 3 (Virginia Tech eliminated)

Notre Dame 8, Clemson 1

Auburn 11, Old Dominion 8 [10]

Clemson 6, Old Dominion 1 (Old Dominion eliminated)

Notre Dame 5, The Citadel 1 (The Citadel eliminated)

Auburn 11, Clemson 5 (Clemson eliminated)**Auburn 8, Notre Dame 0 (Notre Dame eliminated)****1995 MIDWEST II REGIONAL IN OKLAHOMA CITY, OK****(1) Auburn 2, (6) Pennsylvania 1**

(3) Texas 10, (4) Ohio State 5

(2) Oklahoma 9, (5) Indiana State 6

Indiana State 6, Pennsylvania 5 (Penn eliminated)

Auburn 8, Ohio State 6 (Ohio State eliminated)

Oklahoma 13, Texas 9

Oklahoma 9, Auburn 8

Texas 3, Indiana State 2 (Indiana State eliminated)

Auburn 4, Texas 2 (Texas eliminated)**Oklahoma 3, Auburn 1 (Auburn eliminated)****1997 EAST REGIONAL AT TALLAHASSEE, FL**

(4) South Florida 5, (3) Central Florida 4

(2) Auburn 11, (5) Western Carolina 3

(1) Florida State 4, (6) Marist 2

Western Carolina 8, Marist 3 (Marist eliminated)

Florida State 16, Central Florida 2 (Central Florida eliminated)

Auburn 9, South Florida 0**Auburn 8, Florida State 7**

South Florida 9, Western Carolina 4 (WCU eliminated)

Florida State 6, South Florida 5 (South Florida eliminated)

Florida State 9, Auburn 7**Auburn 5, Florida State 2 (Florida State eliminated)****1998 ATLANTIC II REGIONAL AT TALLAHASSEE, FL**

(4) Oklahoma 6, (3) Delaware 3

(5) Rutgers 17, (2) Auburn 15

(1) Florida State 10, (6) Liberty 7

Auburn 3, Liberty 2 (Liberty eliminated)

Florida State 27, Delaware 6 (Delaware eliminated)

Oklahoma 9, Rutgers 7

Florida State 23, Oklahoma 2

Auburn 7, Rutgers 4 (Rutgers eliminated)**Auburn 9, Oklahoma 9 (Oklahoma eliminated)****Florida State 16, Auburn 10 (Auburn eliminated)****1999 AUBURN REGIONAL AT AUBURN, AL**

(4) Winthrop 8, (1) Tulane 7

(2) Auburn 9, (3) NC State 7

Tulane 11, NC State 5 (NC State eliminated)

Auburn 8, Winthrop 6

Tulane 15, Winthrop 8 (Winthrop eliminated)

Tulane 7, Auburn 5**Auburn 13, Tulane 9 (Tulane eliminated)****2000 ATLANTA REGIONAL AT ATLANTA, GA**

(1) Georgia Tech 11, (4) Georgia Southern 9

(3) Stetson 9, (2) Auburn 5**Auburn 11, Georgia Southern 5 (Ga. Southern eliminated)**

Georgia Tech 24, Stetson 1

Stetson 13, Auburn 10 (Auburn eliminated)

Georgia Tech 16, Stetson 11 (Stetson eliminated)

2001 TALLAHASSEE REGIONAL AT TALLAHASSEE, FL

(1) Florida State 8, (4) Bethune-Cookman 1

(2) Auburn 8, (3) Jacksonville 7 [10 innings]

Jacksonville 3, Bethune-Cookman 0 (Bethune-Cookman eliminated)

Florida State 10, Auburn 6**Auburn 3, Jacksonville 2 (Jacksonville eliminated)****Florida State 9, Auburn 6 (Auburn eliminated)**

2002 TUSCALOOSA REGIONAL AT TUSCALOOSA, AL

(3) Florida Atlantic 16, (2) Auburn 11

(4) Southeast Missouri State 7, (1) Alabama 4

Alabama 6, Auburn 3 (Auburn eliminated)

Florida Atlantic 12, Southeast Missouri State 6

Alabama 7, Southeast Missouri State 4 (SEMO eliminated)

Alabama 7, Florida Atlantic 2

Florida Atlantic 6, Alabama 5 (Alabama eliminated)

2003 AUBURN REGIONAL AT AUBURN, AL

(3) Ohio State 10, (2) Clemson 8

(1) Auburn 5, (4) Princeton 2

Clemson 7, Princeton 6 (Princeton eliminated)

Ohio State 6, Auburn 2

Auburn 15, Clemson 0 (Clemson eliminated)

Ohio State 9, Auburn 7 (Auburn eliminated)

2005 TALLAHASSEE REGIONAL AT TALLAHASSEE, FL

(2) Auburn 13, (3) South Alabama 5

(1) Florida State 3, (4) Army 2

Army 8, South Alabama 5 (South Alabama eliminated)

Florida State 4, Auburn 3

Auburn 12, Army 3 (Army eliminated)

Florida State 10, Auburn 4 (Auburn eliminated)

2010 AUBURN REGIONAL AT AUBURN, AL

(2) Clemson 10, (3) Southern Miss 1

(1) Auburn 9, (4) Jacksonville State 7

Southern Miss 19, Jacksonville State 6 (Jacksonville State eliminated)

Clemson 5, Auburn 2

Auburn 17, Southern Miss 8 (Southern Miss eliminated)

Auburn 11, Clemson 10

Clemson 13, Auburn 7 (Auburn eliminated)

2015 TALLAHASSEE REGIONAL AT TALLAHASSEE, FL

(2) College of Charleston 7, (3) Auburn 6 [11 inn.]

(1) Florida State 5, (4) Mercer 4 [10 inn.]

(3) Auburn 1, (4) Mercer 0 (Mercer eliminated)

(1) Florida State 3, (2) College of Charleston 2

(2) College of Charleston 3, (3) Auburn 2 (Auburn eliminated)

(1) Florida State 8, (2) College of Charleston 1 (College of Charleston eliminated)

2017 TALLAHASSEE REGIONAL AT TALLAHASSEE, FL

(4) Tennessee Tech 3, (1) Florida State 1

(3) Auburn 7, (2) UCF 4

(1) Florida State 6, (2) UCF 1 (UCF eliminated)

(3) Auburn 5, (4) Tennessee Tech 3

(1) Florida State 5, (4) Tennessee Tech 3 (Tennessee Tech eliminated)

(1) Florida State 8, (3) Auburn 7 [10 inn.]

(1) Florida State 6, (3) Auburn 0 (Auburn eliminated)

2018 RALEIGH REGIONAL AT RALEIGH, NC

(2) Auburn 13, (3) Northeastern 4

(4) Army 5, (1) N.C. State 1

(1) N.C. State 9, (3) Northeastern 3 (Northeastern eliminated)

(2) Auburn 12, (4) Army 1

(1) N.C. State 11, (4) Army 1 (Army eliminated)

(2) Auburn 15, (1) N.C. State 7 (N.C. State eliminated)

2019 ATLANTA REGIONAL AT ATLANTA, GA

(2) Auburn 16, (3) Coastal Carolina 7

(1) Georgia Tech 13, (4) Florida A&M 2

(3) Coastal Carolina 9, (4) Florida A&M 4 (Florida A&M eliminated)

(2) Auburn 6, (1) Georgia Tech 5

(1) Georgia Tech 10, Coastal Carolina 8 (Coastal Carolina eliminated)

(2) Auburn 4, Georgia Tech 1 (Georgia Tech eliminated)

2022 AUBURN REGIONAL AT AUBURN, AL

(3) Florida State 5, UCLA 3

(1) Auburn 19, (4) Southeastern 7

(2) UCLA 16, (4) Southeastern 2 (Southeastern eliminated)

(1) Auburn 21, (3) Florida State 7

(2) UCLA 2, (3) Florida State 1 (Florida State eliminated)

(1) Auburn 11, (2) UCLA 4 (UCLA eliminated)

AUBURN IN SUPER REGIONALS

1999 SUPER REGIONAL AT TALLAHASSEE, FL

(1) Florida State 10, (2) Auburn 2

Florida State 6, Auburn 3 (Auburn eliminated)

2018 SUPER REGIONAL AT GAINESVILLE, FL

(1) Florida 8, (2) Auburn 2

(2) Auburn 3, (1) Florida 2

(1) Florida 3, (2) Auburn 2 [11 inn.]

2019 SUPER REGIONAL AT CHAPEL HILL, NC

(2) Auburn 11, (1) North Carolina 7

(1) North Carolina 2, (2) Auburn 0

(2) Auburn 14, (1) North Carolina 7

AUBURN SUPER REGIONAL RECORDS

BATTING

AT BATS

Game: 6, Rankin Woley vs. North Carolina (6/10/19)

Series: 14, four times, last by three players vs. North Carolina (2019) [3 games]

RUNS

Game: 3, Ryan Bliss vs. North Carolina (6/10/19)

Series: 5, Ryan Bliss vs. North Carolina (2019) [3 games]

HITS

Game: 3, three times, last by three players vs. North Carolina in 2019

Series: 6, Conor Davis vs. North Carolina (2019) [3 games]

RBI

Game: 3, five times, last by Judd Ward & Edouard Julien vs. North Carolina (6/10/19)

Series: 6, Edouard Julien vs. North Carolina (2019) [3 games]

HOME RUNS

Game: 1, five times, last by Judd Ward vs. North Carolina (6/10/19)

Series: 1, five times, last by three players vs. North Carolina (2019) [3 games]

STOLEN BASES

Game: 2, Mailon Kent vs. Florida St. (6/4/99)

BATTING AVERAGE

Series [min. 7 AB]: .500, Conor Davis vs. North Carolina (2019) [6-for-12 in 3 games]

PITCHING

INNINGS PITCHED

Game: 8.1, Brent Schoening vs. Florida St. (6/5/99)

Series: 8.1, Brent Schoening vs. (1999)

STRIKEOUTS

Game: 11, Brent Schoening vs. Florida St. (6/5/99)

Series: 11, Brent Schoening vs. (1999)

BASE ON BALLS

Game: 6, Bailey Horn vs. North Carolina (6/9/19)

Series: 6, Bailey Horn vs. North Carolina (2019) [3 games]

AUBURN IN THE NCAA TOURNAMENT

BATTING

GAMES PLAYED

Series: 5, by 32 players (1995, 1997, 1998, 2010)
 Career: 16, Todd Faulkner (1998-2001)
 16, Mailon Kent (1998-2001)

AT BATS

Game: 6, by 36 players
 Series: 25, Rob Macrony (1997) [5 games]
 Career: 65, Todd Faulkner (1998-2001) [16 gms]

RUNS SCORED

Game: **5, Sonny DiChiara vs. Florida State (6/4/22)**
 Series: 11, Adam Sullivan (1997) [5 games]
 Career: 19, Todd Faulkner (1998-2000) [16 gms]

HITS

Game: **5, Brody Moore vs. Florida State (6/4/22)**
 5, Javon Moran vs. Fla. Atlantic 5/31/02
 5, Adam Sullivan vs. W. Car. (5/22/97)
 5, Mark Bellhorn vs. ODU (5/27/94)
 5, Cliff Shanks vs. Okla. St. (5/29/93)
 Series: 14, Adam Sullivan (1997) [5 games]
 Career: 30, Todd Faulkner (1998-2001) [16 gms]

RUNS BATTED IN

Game: **9, Cole Foster vs. Southeastern (6/3/22)**
 Series: **12, Cole Foster (2022) [3 games]**
 Career: 22, Todd Faulkner (1998-2000) [16 gms]

SINGLES

Game: 5, Adam Sullivan vs. W. Car. (5/22/97)
 Series: 12, Adam Sullivan (1997) [5 games]
 Career: 17, Jay Waggoner (1993-95) [12 gms]

DOUBLES

Game: **3, Kason Howell vs. Florida State (6/4/22)**
 Series: 5, Trent Mummey (2010) [5 games]
 5, Mark Bellhorn (1994) [4 games]
 Career: 7, Mailon Kent (1998-01) [16 games]

TRIPLES

Game: **1, 15 times, most recently by Bryson Ware vs. Florida State (6/4/22)**
 Series: 2, Javon Moran (2003) [4 games]
 Career: 2, Javon Moran (2001-03) [10 games]
 2, Mark Bellhorn (1993-95) [12 games]

HOME RUNS

Game: **3, Cole Foster vs. Southeastern (6/3/22)**
 Series: 4, Scotty Long (1967) [4 games]
 4, Todd Faulkner (1998) [5 games]
 Career: 5, Todd Faulkner (1998-01) [16 games]

STOLEN BASES

Game: 2, Javon Moran vs. Clemson (5/31/03)
 2, Pat Keedy vs. Memphis (5/20/78)
 2, Dom Fucci vs. Memphis (5/20/78)
 Series: 3, Javon Moran (2003) [4 games]
 Career: 4, Javon Moran (2001-03) [10 games]

BASES ON BALLS

Game: **4, Blake Rambusch vs. Florida State (6/4/22)**
 Series: **5, Kason Howell (2022) [3 games]**
5, Blake Rambusch (2022) [3 games]
 5, Mitch Duke (1993) [3 games]
 5, Dominic Rich (1998) [5 games]

STRIKEOUTS

Game: 4, Kevin Chabot vs. Okla. (5/28/95)
 Series: 12, Kevin Chabot (1995) [5 games]
 Career: 15, Kevin Chabot (1993-95) [9 games]

BATTING AVERAGE

Series [min. 15 AB]: .667, Mark Bellhorn (1994)
 [12-for-18 in 4 games]
 Career [min. 25 AB]: .538, Steven Williams
 (2018-19) [14-for-26 in 6 games]

HITTING STREAK

Career: 15, Mailon Kent (1998-01)
 12, Todd Faulkner (1999-01)
 11, Gabe Gross (1999-01)

PITCHING

GAMES PITCHED

Series: 4, Finley Woodward (1995)
 Career: 7, Colter Bean (1996-2000)

GAMES STARTED

Series: 2, Tim Hudson (1997)
 2, Ryan Halla (1995)
 2, John Powell (1994)
 2, Stacy Jones (1987)
 2, Mark Chapman (1987)
 2, Q.V. Lowe (1967)
 2, Hayden Gliemmo (1998)
 Career: 4, Chris Bootcheck (1998-00)

GAMES RELIEVED

Series: 4, Finley Woodward (1995)
 Career: 7, Colter Bean (1996-00)

WINS

Series: 2, Tim Hudson (1997)
 2, John Powell (1994)
 2, Q.V. Lowe (1967)
 Career: 3, John Powell (1993-94)

LOSSES

Series: 2, Scott Roney (1978)
 2, Kevin Knorst (1998)
 Career: 2, Chris Bootcheck (1998-00)
 2, Ryan Halla (1993-95)
 2, Kevin Knorst (1998-00)
 2, Scott Roney (1978)

SAVES

Series: 2, Colter Bean (1998)
 2, Patrick Dunham (1997)
 2, Finley Woodward (1995)
 2, Joe Beckwith (1976)
 Career: 2, Colter Bean (1998)
 2, Patrick Dunham (1997)
 2, Finley Woodward (1995)
 2, Joe Beckwith (1976)

INNINGS PITCHED

Game: 13.0, Q.V. Lowe vs. Clemson (1967)
 Series: 25.0, Q.V. Lowe (1967) [2 games]
 Career: 27.1, Levale Speigner (2000-03) [6 games]

STRIKEOUTS

Game: 14, John Powell vs. Arizona (5/28/93) [9 IP]
 14, Q.V. Lowe vs. Clemson (1967) [13 IP]
 Series: 26, Q.V. Lowe (1967) [2 games]
 22, John Powell (1994) [2 games]
 Career: 36, John Powell (1993-94) [3 games]

BASES ON BALLS

Game: 6, Josh Sullivan vs. Florida State (6/4/05)
 6, Ryan Halla vs. Okla. State (5/29/93)
 Series: 6, Josh Sullivan (2005) [1 game]
 6, Ryan Halla (1993) [1 game]
 6, Tim Hudson (1997) [2 games]
 Career: 13, Ryan Halla (1993-95) [6 gms/23.1 IP]

NATIONAL POLLS

BASEBALL AMERICA
May 30

1. Tennessee*
2. Stanford
3. Virginia Tech
4. Texas A&M*
5. Oregon State
6. Miami
7. Louisville
8. Oklahoma*
9. Maryland
10. Gonzaga
11. Oklahoma State
12. North Carolina
13. Texas
14. Notre Dame
15. TCU
16. Texas State
17. Southern Miss
18. Florida
19. UCLA
20. East Carolina
21. Arkansas*
22. Texas Tech*
23. UC Santa Barbara
24. **AUBURN**
25. Virginia

D1 BASEBALL
May 30

1. Tennessee*
2. Stanford
3. Oregon State
4. Virginia Tech
5. Texas A&M*
6. Oklahoma State
7. Miami
8. Louisville
9. Oklahoma*
10. East Carolina
11. North Carolina
12. Maryland
13. Texas State
14. Gonzaga
15. Southern Miss
16. Texas
17. Notre Dame
18. Florida
19. UCLA
20. UC Santa Barbara
21. Georgia Southern
22. TCU
23. Arkansas*
24. Texas Tech*
25. **AUBURN**

USA TODAY
May 30

1. Tennessee*
2. Oregon State
3. Virginia Tech
4. Stanford
5. Oklahoma State
6. Miami
7. Texas A&M*
8. Maryland
9. Louisville
10. Southern Miss
11. Notre Dame
12. Texas
13. Arkansas*
14. Texas State
15. Texas Tech*
16. North Carolina
17. East Carolina
18. Gonzaga
19. Virginia
20. **AUBURN**
21. UC Santa Barbara
22. Florida
23. TCU
24. Georgia Southern
25. UCLA

NCBWA
June 7

1. Tennessee*
2. Stanford
3. Oregon State*
4. Virginia Tech
5. Texas A&M*
6. Notre Dame
7. Texas
8. **AUBURN**
9. East Carolina
10. Arkansas*
11. Louisville
12. Oklahoma
13. Southern Miss
14. UConn
15. North Carolina
16. Oklahoma State
17. Maryland
18. Texas State
19. Ole Miss*
20. Florida
21. UCLA*
22. Miami
23. LSU*
24. Texas Tech*
25. Vanderbilt*

PERFECT GAME
May 30

1. Tennessee*
2. Stanford
3. Texas A&M*
4. Virginia Tech
5. Oregon State
6. Oklahoma State
7. Miami
8. Oklahoma
9. Texas
10. East Carolina
11. Louisville
12. Southern Miss
13. UC Santa Barbara
14. Notre Dame
15. North Carolina
16. Texas Tech*
17. Gonzaga
18. UCLA
19. Maryland
20. Florida
21. Texas State
22. Arkansas*
23. LSU*
24. San Diego
25. Georgia Southern

COLLEGIATE BASEBALL
June 7

1. Tennessee*
2. Stanford
3. Virginia Tech
4. Oregon State*
5. Texas A&M*
6. Louisville
7. East Carolina
8. Arkansas*
9. Oklahoma*
10. Texas
11. North Carolina
12. Souther Miss
13. Notre Dame
14. UConn
15. **AUBURN**
16. Ole Miss*
17. Texas State
18. UC Santa Barbara
19. TCU
20. UCLA*
21. Oklahoma State
22. Texas Tech
23. LSU*
24. Arizona
25. Miami

AUBURN IN THE POLLS

	BA	D1	CB	NC	PG	USA
Pre.	NR	NR	NR	NR	NR	NR
2/21	NR	NR	NR	NR	NR	NR
2/28	NR	NR	NR	NR	NR	NR
3/7	NR	NR	NR	NR	NR	NR
3/14	NR	NR	NR	NR	NR	NR
3/21	NR	NR	NR	NR	NR	NR

BA D1 CB NC PG USA

3/28	NR	NR	NR	NR	NR	NR
4/4	25	NR	18	NR	NR	NR
4/11	17	17	14	23	19	22
4/18	23	19	21	25	25	22
4/25	21	19	17	19	19	21
5/2	21	19	19	22	19	18

BA D1 CB NC PG USA

5/9	21	20	21	22	22	20
5/16	20	19	23	19	19	18
5/23	20	24	23	23	NR	21
5/30	24	25	NR	NR	NR	20
6/7	--	--	15	8	--	--

NEWS & NOTES

SCOUTING THE BEAVERS

- Oregon State enters the weekend with a 47-16 overall record and went 20-10 in Pac-12 play to finish second in the league standings.
- The Beavers defeated Vanderbilt 7-6 in a winner-take-all game seven in the Corvallis Regional Monday afternoon.
- Offensively, Oregon State is hitting .298 as a team and is led in many categories by Pac-12 Player of the Year Jacob Melton, who has turned in a .360 average with 21 doubles, 16 homers and 81 RBI.
- On the mound, the Beavers have turned in a 4.19 staff ERA and are led by Golden Spikes Award finalist Cooper Hjerpe, who is 10-2 with a 2.40 ERA and has struck out 155 in 97.2 innings.

OFFENSIVE EXPLOSION

- After hitting .209 and scoring 11 runs on 28 hits in the four games leading up to the regional, Auburn exploded for 51 runs on 49 hits and hit .395 with 25 extra-base hits, including 11 homers from seven different players, in three games in the Auburn Regional.
- The 51 runs scored were the most by a SEC team in the first three games of a regional.
- The 19 runs in the opener against Southeastern matched a season high, only to be eclipsed by the 21 runs scored against Florida State the following day.

DIGGING THE LONG BALL

- Auburn homered 11 times in three games in the regional, marking four more homers than any other three-game span this season.
- The Tigers hit seven home runs in the regional opener, including four in the first inning. The seven homers in the game and four homers in the inning matched a program record previously turned in by the 2010 team.
- Cole Foster became the first player to homer three times in a game since 2011 and Sonny DiChiara became the first to homer in four straight games since 2008.
- After missing six straight games with an injury, Foster homered from both sides of the plate in the first inning of the regional opener against Southeastern, becoming the first player in program history to do so.

MVP! MVP! MVP!

- Senior shortstop Brody Moore was named the Auburn Regional MVP after hitting .533 (8-for-15) with six runs, a double, triple, homer and six RBI in three games.
- Moore went 5-for-5 with two walks and five RBI in the second game against Florida State. He became the first player since 2016 to record five hits in a game and the first in program history to reach base seven times.

STARTING PITCHING ON POINT

- Auburn starters Trace Bright, Joseph Gonzalez and Mason Barnett combined to go 3-0 with a 3.86 ERA and struck out 23 batters in 16.1 innings in the regional.
- Bright and Barnett each struck out a career best 10 batters in 5.0 and 5.1 innings, respectively, while Gonzalez turned in his six quality start of the year.
- Bright: 5.0 IP, 6 H, 4 R/ER, 2 BB, 10 K
- Gonzalez: 6.0 IP, 4 H, 3 R/ER, 4 BB, 3 K
- Barnett: 5.1 IP, 1 H, 0 R/ER, 3 BB, 10 K

WINNING AT A HIGH RATE

- This season marks the 13th time in program history Auburn has won 40 or more games, including the second time since 2018.
- The team's .678 winning percentage is currently the highest since 1999 (46-19; .708)

HOST WITH THE MOST

- Last weekend marked the fifth time in program history Auburn hosted a NCAA Regional, joining the 1978, 1999, 2003 and 2010 seasons.
- The 2022 Tigers are the second team to win a regional championship at home, joining the 1999 team.

SUPER REGIONAL SQUADS

- Auburn is one of 10 teams to advance to three or more super regionals in the last four seasons (2018, 2019, 2022).
- The Tigers joins Arkansas (4), East Carolina, Mississippi State, North Carolina, Ole Miss, Stanford, Texas, Texas Tech and Vanderbilt on the short list of teams.

RECENT REGIONAL SUCCESS

- Auburn has been to four regionals in the last five seasons and has won three of them while advancing to the regional final in 2017.
- The Tigers are 11-2 in regional games under head coach Butch Thompson and have won nine straight, outscoring the opponent 117-43.

REGULAR SEASON RESUME

- Auburn was the only team in the top four in the SEC West to play No. 1 Tennessee during the regular season.
- The team's 37 regular season wins were tied for the third most in the SEC and tied for the most by an Auburn team since 2010 - the last time the program hosted.
- Twenty-nine of the team's 37 wins came against teams who finished the regular season .500 or better.

TREDDING UP UNDER THOMPSON

- Auburn turned in a .500 or better conference record for the third time under head coach Butch Thompson (2017: 16-14; 2018: 15-15; 2022: 16-13).
- Prior to Thompson's arrival in the fall of 2015, the program had only one winning SEC season (2010: 20-10) from 2004-15.

LAST 30 GAMES

- Auburn went 20-10 in the last 30 games of the regular season, trailing only Tennessee (24-6) and Texas A&M (21-9) among SEC teams during the span.
- Of the team's 10 losses in the last 30 games of the regular season, six came against teams ranked in the top 12 at the time of competition, including four vs. the top three.

MODEL OF CONSISTENCY

- Auburn hasn't lost more than two consecutive games all season and has lost back-to-back games only four times.
- The team had a .500 or better record during 12 of the 14 weeks during the regular season. The two exceptions were without midweek games prior to series losses against then No. 1 Ole Miss and then No. 3 Arkansas.

HOME SWEET HOME

- Auburn wrapped up the season 25-9 in home games, including 9-5 in league games at Plainsman Park, and won 13 of the last 15 home games.
- The 25 home wins are 10 more than last year and are tied for the second most in a season since going 30-9 at home in 2010.
- The Tigers outscored opponents 292-162, hitting .308 with a 3.79 ERA in 34 home games.

ROAD WARRIORS

- Starting with a win at Troy on May 10, six of Auburn's last eight games of the regular season and SEC Tournament came away from Plainsman Park.
- The Tigers are 15-10 in games played away from Plainsman Park, tying with Tennessee for the most regular-season road/neutral-site wins among SEC teams.
- The 15 wins are the second most wins by an Auburn team since 2003 (16 wins in 2019).

FLIP THE SCRIPT

- After going 11-16 in games decided by two or fewer runs last year, Auburn is 16-7 in such games this season.
- One-run games:
 - 2021: 7-10
 - 2022: 9-4
- Two-run games:
 - 2021: 4-6
 - 2022: 7-3

COMEBACK KIDS

- Trailing in the early stages of game two at Kentucky, Auburn's 6-3 win against the Wildcats marked the team's 20th in a game in which the team has trailed this season.
- The six-run comeback win against South Alabama on Mar. 22 was the team's largest since coming back from a seven-run deficit against Florida A&M on Feb. 22, 2017.

WHAT'S THE MAGIC NUMBER?

- Auburn is 36-10 when scoring four or more runs and 4-9 when scoring three or fewer runs this season.

THUNDER AND LIGHTNING

- Sonny DiChiara and Blake Rambusch have combined for 158 hits (.372 average) and 108 runs in their first season on the Plains.

THE HIGHEST HONOR

- DiChiara became the third player in program history to earn SEC Player of the Year honors, joining Tim Hudson (1997) and Hunter Morris (2010) on the list.
- DiChiara leads the country in on-base percentage (.565) and tops in the league in average (.397) and slugging (.804).
- DiChiara is fourth among Division I players with 61 career home runs. His 20 homers this year are the most by an Auburn player since 2010 and T-6th in program history.

ALL-SEC HONORS

- Along with his Co-Player of the Year nod, DiChiara was named First Team All-SEC, becoming the first position player to earn first-team honors since 2011.
- Junior closer Blake Burkhalter was named Second Team All-SEC, while third baseman Blake Rambusch was named to the SEC All-Defensive Team.

REACHING BASE AT RECORD-SETTING RATE

- DiChiara has reached base in 54 of 55 games this season and went on a 48-game on-base streak dating back to last year.
- He has reached multiple times in 46 games this year, including 24 of 29 in SEC play, and has reached at least three times in 31 games.
- DiChiara's .565 OBP is 58 points higher than any other SEC player and the third highest in the NCAA in the last 10 full seasons.

WALK THIS WAY

- DiChiara leads the country with 66 walks and 1.20 walks per game, ranking second in program history in the category.
- Frank Thomas holds the Auburn record with 73 walks drawn in 1989.

RAMBUSCH RAKES

- Rambusch finished the regular season as the SEC leader in hits with 80 and currently ranks tied for sixth overall with 85 hits, tied for the fourth most by an Auburn player since 2010.
- Rambusch went on a 17-game hitting streak earlier this year, the longest since 2015-16, and has multiple hits in 26 games, one shy of tying for the most by an Auburn player since 2012.
- The redshirt junior has reached base in 114 of the last 117 games dating back to the final 13 games of his freshman season at Grayson.

HOWELL'S HOLDING IT DOWN

- Senior outfielder Kason Howell has started in 183 games in his Auburn career, including 107 straight games in center field.
- Howell turned in a career best in hits (4) and doubles (3) in Saturday's win vs. Florida State.
- The fourth-year senior has registered career highs in runs (49), hits (69), doubles (19) and RBI (35) this season.

COLE COMES BACK WITH A BANG

- Cole Foster went 4-for-6 with a double, three homers and nine RBI in the regional opener against Southeastern.
- Foster's matched Bo Jackson among others for the program record for total bases (14), and his nine RBI were the most since 2010.

BOBBY'S FINDING BARRELS

- Bobby Peirce was inserted into the starting lineup on Apr. 1 at LSU and has started in 32 of 33 games since.
- He is third on the team with eight homers, all eight of which have come since Apr.12, and hit a pair of game-winning homers in SEC play - one in the 7th inning vs. South Carolina (Apr. 22) and another in the 9th inning at No. 1 Tennessee (Apr. 30).
- He collected another go-ahead hit with a RBI single in the seventh inning of the series-clinching win against Alabama.

NATE THE GREAT BEHIND THE PLATE

- Junior catcher Nate LaRue has started in 29 of the final 30 SEC regular season and SEC and NCAA Tournament games behind the plate.
- He has thrown out 11 of 18 would-be base stealers this season, tied for the second most in the league.

CLOSING TIME

- Blake Burkhalter leads the SEC and is eighth in the NCAA with 13 saves this season, tied for the third most in program history.
- He became the first Auburn pitcher in program history and first pitcher from the SEC since 2017 to record three saves in a series, accomplishing the feat vs. South Carolina.
- In 48 career appearances and 65.2 innings, Burkhalter has turned in a 3.15 ERA and has registered 92 strikeouts.
- He recorded the final six outs of Monday's regional championship against UCLA.

GIVE IT TO 'EM, GONZO

- Joseph Gonzalez turned in his team-best sixth quality start of the season last Saturday vs. Florida State.
- After turning in 7.0 scoreless innings vs. South Carolina on Apr. 24, Gonzalez had turned in four straight quality starts in SEC play, becoming the first Auburn pitcher to do so since Casey Mize in 2018.
- He also became the first Auburn pitcher to win four straight SEC starts since Keegan Thompson did so in 2015.

FUTURE'S BRIGHT

- Junior right-hander Trace Bright was the only Auburn pitcher to start all 14 weekends during the regular season.
- Bright turned in three straight quality starts from Feb. 26-Mar. 13.
- The team has won each of his last six starts dating back to Apr. 23, including the regional opener against Southeastern.

SKIP TO MY LOU

- Senior lefty Carson Skipper has made 66 career appearances in an Auburn uniform, approaching the top 10 in career history.
- After making 47 straight relief appearances dating back to the start of 2020, Skipper made his first start since 2019 against Kentucky in the SEC Tournament, striking out a season-high seven batters, including six straight at one point, in 3.0 scoreless innings.

LIKE FATHER LIKE SON

- Brody Moore is the son of former Auburn and All-SEC shortstop Brandon Moore (1991-94).
- After wearing No. 19 and playing primarily second base in his first three seasons on the Plains, Brody has a new number and position in 2022 - No. 4 and shortstop - just like his dad.
- Brandon hit .332 in four years and 242 games in an Auburn uniform. Brody is a .299 career hitter in 137 games, including 125 starts.

CARLSON'S HAD A CAREER

- Brooks Carlson went on a season-best 11-game hitting streak from Apr. 26-May 17 and leads the team with a .362 average (17-for-47) in the last 13 games.
- Carlson is tied for seventh among active NCAA Division I players with 289 career hits. He also ranks eighth in runs (186), 11th in total bases (449) and 13th in doubles (59).
- He hit .300 or higher in each of his four seasons at Samford and is currently third on Auburn with a .315 average.

COMING ON STRONG

- After not making an appearance from Mar. 29-May 7, freshman right-hander John Armstrong has made six appearances in the last 12 games.
- He is 1-0 with a 2.61 ERA and 12 strikeouts to go along with three walks in 10.1 innings during the recent stretch.

KEEPING IT CLEAN

- Auburn's .980 fielding percentage is good for the 11th best clip in the country and is four points clear of the highest registered fielding percentage in program history.
- The Tigers are 18-5 in games when it doesn't commit an error.

LATE LEADS

- Auburn is 32-2 when leading after seven innings and 35-2 when ahead after eight.
- On the other spectrum, the Tigers are 4-14 when trailing after seven innings and 3-14 when trailing after eight.

CAPACITY CROWDS

- Auburn has sold out Plainsman Park 10 times this season, marking the most sellouts since the ballpark's renovation in 1996.
- The Tigers set program records in total attendance (127,947), eclipsing the previous number by more than 16,000, and average attendance (3,655).

THE FEW, THE PROUD

- Fourth year players Brody Moore, Kason Howell, Brooks Fuller, Garrett Wade and Carson Skipper are the only members of the team left from the 2019 team that made the program's first appearance in the CWS in 22 years.

EPITOME OF AUBURN BASEBALL

- One of four Legacy Leaders on this year's team, Farquhar was named to the 2022 SEC Community Service Team.
- Along with his service efforts, Farquhar has served on Auburn Athletics student athlete advisory committee for two years.

SEC GRADUATES

- Auburn players Garrett Farquhar, Brooks Fuller, Josh Hall, Brody Moore, Carson Skipper and Garrett Wade earned their degrees in May.

200-WIN PLATEAU

- Head coach Butch Thompson won his 200th game in an Auburn uniform in a 5-1 win in the series opener against Vanderbilt on Apr. 8.
- Thompson is Auburn's third coach to amass 200 wins, joining Baird (634) and Nix (515).

MLB SUCCESS ON STAFF

- Auburn's coaching staff has 54 years of experience in professional baseball, including 32 years in the MLB between pitching coach Tim Hudson (17 years), hitting coach Gabe Gross (seven years), strength coach Chris Joyner (eight years).
- Other members of the coaching and support staff with professional experience include assistant coach Karl Nonemaker, director of player development Aaron Everett and athletic trainer Anthony Sandersen.

AUBURN IN THE MLB DRAFT

- The 2021 MLB Draft marked the 47th consecutive year Auburn had at least one player selected, tied for the longest active streak in the SEC.
- Ryan Bliss was drafted by the Arizona Diamondbacks in the second round with the 42nd overall pick in last year's draft, becoming the fifth-highest position player and ninth-highest draft pick overall in Auburn history.
- It marked the sixth straight season Auburn had a top-five-round pick, marking the first time in program history to accomplish the feat.

TIGERS IN THE PROS

- Four former players in Garrett Cooper (Marlins), Josh Donaldson (Yankees), Casey Mize (Tigers) and Keegan Thompson (Cubs) began the 2022 season on MLB rosters.
- Eight more former Auburn players started the season at Triple-A.

THE LAST TIME...

BATTING SUPERLATIVES

5 hits in a game 6 hits in a game	Brody Moore vs. Florida State [5-for-5] (6/4/22) Tyler Johnstone vs. Elon [6-for-7, 2B, 3B] (2/25/05)
Reached base 6 times Reached base 7 times	Kason Howell vs. Florida State [4-5, 2 BB] (6/4/22) Brody Moore vs. Florida State [5-5, 2BB] (6/4/22)
4 runs in a game 5 runs in a game 6 runs in a game	Brody Moore vs. Florida State (6/4/22) Sonny DiChiara vs. Florida State (6/4/22) Bryson Ware vs. Alabama A&M (2/24/21)
10-game hitting streak 15-game hitting streak 20-game hitting streak 25-game hitting streak 30-game hitting streak	Bobby Peirce, 11 games (5/8-6/4) Blake Rambusch, 17 games (3/5-4/11/22) A. Grier, 22 games, (5/31/15-3/22/16) Justin Fradejas, 27 games (3/23-5/7/10) Casey Dunn, 31 games (2/22 [C1]-4/15/97)
3 doubles in a game 4 doubles in a game	Kason Howell vs. Florida State (6/4/22) Ken Dempsey vs. Georgia (1971)
2 triples in a game 3 triples in a game	Jay Gonzalez vs. Alabama State (2/28/12) never
2 home runs in one game 3 home runs in one game	Nate LaRue vs. Southeastern (6/3/22) Cole Foster vs. Southeastern (6/3/22)
7 RBI in a game 8 RBI in a game 9 RBI in a game 10 RBI in a game	Brody Moore vs. Alabama A&M (2/24/21) Justin Bryant at Georgia (3/19/10) Cole Foster vs. Southeastern (6/3/22) Bob Berry vs. Huntington (4/15/82)
Grand slam home run Inside-the-park home run HR to begin game	Cole Foster vs. Southeastern (6/3/22) Kason Howell at Alabama (4/15/21) Ryan Bliss vs. #11 Ole Miss (5/25/21)
Two HR in one inning HR in consecutive at-bats HR in three consecutive at-bats HR in consecutive games HR in three consecutive games HR in three consecutive SEC games HR in four consecutive games HR in four consecutive SEC games HR in five consecutive games	Cole Foster vs. Southeastern (6/3/22) Cole Foster vs. Southeastern (6/3/22) Cole Foster vs. Southeastern (6/3/22) Edouard Julien (2/20-22/19) Sonny DiChiara (5/21-25/22) Sonny DiChiara (5/21-6/3/22) Trent Mummy (4/17-23/10) Sonny DiChiara (5/21-6/4/22) Mike Bianucci (5/2-9/08) Tim Lemons (4/6-10/85)
Walk-off HR Pinch-hit HR Pinch-hit grand slam HR in first at-bat of season HR in both games of DH	Kason Howell vs. Yale (G1 - 2/26/22) Cam Hunt vs. Kentucky (3/26/21) Edouard Julien vs. BYU (G1 - 3/3/18) Steven Williams vs. Longwood (2/17/18) Dylan Ingram at #7 Mississippi St. (4/29/17)
Hit for the cycle	Judd Ward [3B, 1B, HR, 2B] vs. Illinois-Chicago (G1 - 2/15/20)
Hit from both sides of plate in same inning Two hits in same inning	Cole Foster [1st inn.] vs. Southeastern (6/3/22) Cole Foster [HR, HR] vs. Southeastern [1st] (6/3/22)
Stole home Stole two bases in a game Stole three bases in a game	Josh Hall vs. Kansas State (2/20/22) Blake Rambusch vs. Rhode Island (G1 - 3/5/22) Anfernee Grier vs. Southern (2/26/16)
Hit by a pitch 2 times in a game Hit by a pitch 3+ times in a game	Ryan Dyal vs. UAB (3/2/22) Dan Glevenyak at Alabama (4) (4/11/14)
Scored 20 or more runs Scored 25 or more runs Scored 30 or more runs	21 vs. Florida State (6/4/22) 25 vs. Longwood (2/17/18) 33 vs. Alabama A&M (2/24/21)
Scored 5 runs in an Inning Scored 6 runs in an Inning Scored 7 runs in an Inning Scored 8 runs in an Inning Scored 9 runs in an Inning Scored 10+ runs in an Inning Recorded 10+ hits in an Inning Scored in every inning	5, vs. Florida State (9th) (6/4/22) 6, vs. Kennesaw State (3rd) (4/20/22) 7, vs. Florida State (4th) (6/4/22) 8, at UAB (5th) (3/19/19) 9, vs. Rhode Island (1st) (G1 - 3/5/22) 11, vs. Southeastern (1st) (6/3/22) 11, vs. Furman (5th) (2/12/00) vs. Coppin State (3/18/14)
Recorded 15-19 hits Recorded 20 or more hits	19, vs. Florida State (6/4/22) 20, vs. Southeastern (6/3/22)
Hit 3 or more home runs in an inning Hit 3 or more home runs in a game Hit 5 or more home runs in a game Hit 7 or more home runs in a game Hit back-to-back home runs Hit back-to-back-to-back home runs	4, vs. Southeastern [1st] (6/3/22) 3, vs. Florida State (6/4/22) 6, vs. Texas A&M (5/15/21) 7, vs. Southeastern (6/3/22) R. Woley & S. Williams vs. Samford (3rd) (4/20/21) R. Bliss, T. Miller & R. Woley vs. Texas A&M (1st) (5/15/21)
Had 5 doubles Had 6 doubles Had 7 doubles Had 8 doubles Had 9+ doubles	5, vs. Florida State (6/4/22) 6, vs. Jacksonville State (4/21/21) 7, vs. Chicago State (3/8/20) 8, vs. BYU (G1 - 3/3/18) 11, vs. Alabama A&M (2/24/21)
Stole 5 bases in a game Stole 6 bases in a game Stole 7 bases in a game Stole 8 bases in a game	5, vs. Bethune-Cookman (5/6/14) 6, vs. #21 Tennessee (3/17/19) 7, vs. Presbyterian (5/8/12) 8, vs. Alcorn State (2/22/12)
Walked 10+ times Did not strike out in a game	17, vs. Florida State (6/4/22) vs. Belmont (3/11/12)

PITCHING SUPERLATIVES

INDIVIDUAL Nine-inning no-hitter Nine-inning no-hitter (combined)	Casey Mize vs. Northeastern (3/9/18) Mike Mueller [2.0], Lee Carter [1.0], Brandon Channell [1.0], Reid Price [1.0], Andrew Skinner [1.0], Arnold Hughey [1.0], Ken Clayton [1.0], Cory Duedeit [0.2], Sean Jones [0.1] vs. UAB (3/19/02)
Seven-inning no-hitter	Jason Johnson vs. LaGrange College (4/30/91)
Nine-inning perfect game Seven-inning perfect game	Eric Brandon vs. Murray State (3/2/02) Jason Johnson vs. LaGrange College (4/30/91)
Nine-inning one-hitter (individual) Nine-inning one-hitter (combined)	Keegan Thompson vs. Presbyterian (3/1/14) Tanner Burns [7.0], Cody Greenhill [2.0] vs. Chicago State (3/6/20)
Five-inning one-hitter	Kevin Davis [3.2], Jacob Milliman [1.1], vs. Radford (2/22/15)
Nine-inning two-hitter	Tanner Burns [9.0] vs. Cincinnati (3/1/19)
Complete game Complete game shutout Consecutive complete games	Joseph Gonzalez vs. #12 Vanderbilt (4/10/22) Jack Owen vs. UTSA (3/9/19) K. Thompson vs. Arkansas & LSU (4/4 & 4/11/15)
Struck out 10 batters Struck out 11 batters Struck out 12 batters Struck out 13 batters Struck out 15 batters	10 Mason Barnett vs. UCLA (6/5/22) 11 by Jordan Armstrong vs. Yale (2/25/22) 12 by Casey Mize at Kentucky (3/23/18) 13 by Casey Mize vs. Texas A&M (3/16/18) 15 by Tanner Burns vs. Cincinnati (3/1/19)
TEAM Struck out 15+ batters	15, Barnett [10], Skipper [2], Burkhalter [3] vs. UCLA (6/5/22)
Struck out 20+ batters	20, Fuller [4], Watson [4], Anderson [3], Greenhill [4], Skipper [3], Wade [2] vs. #9 Arkansas (4/5/19) vs. Ga State, at Missouri (4/5-7/16)
Struck out 15 batters consecutive games	2-0 vs. South Carolina (4/24/22) 16-0 / 12-0 [7] vs. Rhode Island (3/5/22) 2-0 vs. UTSA / 5-0 vs. UTSA (3/6-9/19) 2-0 vs. South Carolina (4/24/22) 3-0 at Missouri (5/21/21) 5-0 and 4-0 at Miss. State (3/27-28/15) 5-0 and 4-0 at Miss. State (3/27-28/15)
Shut out an opponent Consecutive shutouts Three straight shutouts	Was shut out Was held to one hit Was no hit
FIELDING SUPERLATIVES 2 errors in a game 3 errors in a game 4 errors in a game	Jake Wyandt vs. #1 Ole Miss (3/17/22) Luke Jarvis vs. Presbyterian (3/11/17) Brett Burnham at Alabama (4/5/00)
3 double plays turned in a game 4 double plays turned in a game 5 double plays turned in a game	vs. Alabama (5/14/22) at #1 Arkansas (4/3/21) never
Triple play (Auburn) Triple play (Opponent)	vs. Memphis (5/22/78) at Florida [4th] (3/15/08)
Threw a runner out at HP to end game	Bryson Ware at Mississippi State (4/17/22)
MISC. SUPERLATIVES Won 10 or more consecutive games Won 15 or more consecutive games Won 8 or more consecutive SEC games Lost 5 or more consecutive games	15 (2/24-3/22/19) 15 (2/24-3/22/19) 9 (4/1-21/95) 5 (4/2-11/21)
Home winning streak Road winning streak Season-opening winning streak	21 (1964-66) 14 (1967/1995) 17 (2/7-3/5/97)
Extra-innings victory Extra-innings loss	6-5, vs. Alabama State [10 inn] (4/19/22) 4-5, at Texas A&M [11 inn] (3/26/22)
Swept a 3-game series Swept a road series Swept a road SEC series Swept a SEC series Swept a 4-game series Swept a doubleheader	vs. South Carolina (4/22-24/22) at Alabama (4/20-21/18) at Alabama (4/20-21/18) vs. South Carolina (4/22-24/22) Rhode Island (3/4-6/22) Rhode Island (3/5/22)
Allowed 3 runs or fewer in a three-game series Allowed 3 runs or fewer in a four-game series Allowed 3 runs or fewer in a SEC series Allowed 4 runs or fewer in a series Allowed 4 runs or fewer in a SEC series Allowed 3 runs or fewer in a road series Allowed 3 runs or fewer in a SEC road series	2, vs. Chicago State (3/6-8/20) 3, vs. Rhode Island (3/4-6/22) 3, vs. Miss. State (3/27-29/15) 3, vs. UTSA (3/8-9/19) 4, vs. Georgia (4/23-25/15) 3, vs. Miss. State (3/27-29/15) 3, vs. Miss. State (3/27-29/15)
Overcome a deficit of 7+ runs	7 runs, [7-0, 12-8] vs. Florida A&M (2/22/17)
Won a 1-0 game Lost a 1-0 game	vs. Mercer (5/30/15) [NCAA Regional] vs. Ohio State (2/15/14)
Walk-off win Walk-off loss	vs. Alabama State [10 inn.] (4/19/22) at Mississippi State [9 inn.] (4/14/22)

HITTER PROFILES

31 • MIKE BELLO OF

6-1 • 190 • FR • Oak Ridge, N.J. • Pope John XXIII

- Made first start since Apr. 24 in regional opener
- Named to Auburn Regional All-Tournament Team after hitting .417 (5-for-12) with a 2B and 3 RBI
- Robbed a two-run HR to preserve a 2-0 lead in the 6th inning of the series finale vs. S. Carolina (4/24)
- Hit his first career homer in game two at AGM (3/26)
- Went 3-for-3 and reached base 5x in his first start

CAREER STATISTICS

YEAR	AVG	GP-GS	AB	R	H	2B	3B	HR	RBI	SB-A
2022	.268	37-21	82	16	22	4	0	1	11	1-1

SEASON HIGHS

AB: 5, two times
R: 4, two times
H: 3, two times
2B: 1, four times
HR: 1, at Texas AGM (3/26)
RBI: 2, three times

CAREER HIGHS

AB: 5, two times
R: 4, two times
H: 3, two times
2B: 1, four times
HR: 1, at Texas AGM (3/26/22)
RBI: 2, three times

19 • BROOKS CARLSON IF

5-11 • 192 • GR • Mobile, Ala. • Samford

- Named to Auburn Regional All-Tournament Team after hitting .385 (5-for-13) with 2 2B, HR and 5 RBI
- Went on a season best 11-game hitting streak from Apr. 26-May 17 and leads the team with a .333 avg in the 18 games since the streak began
- Has a trio of game-tying/go-ahead hits in the 6th inning or later in SEC play
- Ranks T-7th among active NCAA players in career hits

CAREER STATISTICS

YEAR	AVG	GP-GS	AB	R	H	2B	3B	HR	RBI	SB-A
2018*	.343	62-61	230	48	79	16	1	10	47	1-3
2019*	.345	59-59	226	47	78	17	2	6	41	0-1
2020*	.500	15-15	50	18	25	4	0	3	19	0-1
2021*	.301	50-49	186	38	56	13	1	6	37	2-2
2022	.315	47-40	162	35	51	9	0	6	30	0-0
TOTAL	.338	233-223	854	186	289	59	4	31	174	3-7

SEASON HIGHS

AB: 6, vs. Alabama St. (4/19)
R: 3, two times
H: 3, three times
2B: 1, nine times
HR: 1, six times
RBI: 4, vs. Kennesaw St. (4/20)

CAREER HIGHS

AB: 6, four times
R: 3, nine times
H: 4, four times
2B: 2, five times
HR: 1, 30 times
RBI: 7, at VMI (5/7/21)

17 • SONNY DICHARA IF

6-1 • 263 • SR • Hoover, Ala. • Samford

- Named to Auburn Regional All-Tournament Team after hitting .600 (9-for-15) with 8 R, 2 HR and 7 RBI
- Became Auburn's third SEC Player of the Year, joining Tim Hudson (1997) and Hunter Morris (2010)
- Dick Howser Trophy & Golden Spikes Award Semifinalist
- Has reached base multiple times in 46 games
- Leads the SEC in AVG (.397), OBP (.565) and SLG (.804)
- Ranks 4th among active players in career HR
- His 20 HR are the most by an Auburn player since 2010 and T-6th most in program history

CAREER STATISTICS

YEAR	AVG	GP-GS	AB	R	H	2B	3B	HR	RBI	SB-A
2019*	.293	55-55	198	40	58	7	0	21	55	0-0
2020*	.328	15-15	61	9	20	3	0	2	21	0-0
2021*	.273	56-56	194	44	53	9	0	18	46	0-0
2022	.397	55-55	184	55	73	15	0	20	55	0-0
TOTAL	.321	181-181	636	148	204	34	0	61	177	0-0

SEASON HIGHS

AB: 6, vs. Southeastern (6/3)
R: 5, vs. Florida State (6/4)
H: 4, at LSU (4/2)
2B: 2, two times
HR: 2, vs. Vandy (4/10)
RBI: 5, vs. Vandy (4/10)

CAREER HIGHS

AB: 6, three times
R: 5, vs. Florida State (6/4/22)
H: 4, two times
2B: 2, two times
HR: 2, nine times
RBI: 6, at Wofford (4/26/21)

6 • RYAN DYAL C

5-10 • 197 • R-SO • Senoia, Ga. • East Coweta

- Named a Collegiate Baseball National Player of the Week after leading the league with 12 RBI from Mar. 1-6
- Became the first AU player with multiple outfield assists in same inning since 1996

CAREER STATISTICS

YEAR	AVG	GP-GS	AB	R	H	2B	3B	HR	RBI	SB-A
2021	.200	31-22	70	18	14	2	0	3	7	1-1
2022	.220	31-27	91	23	20	4	0	4	26	0-0
TOTAL	.211	62-49	161	41	34	6	0	7	33	1-1

SEASON HIGHS

AB: 5, two times
R: 3, vs. Troy (2/23)
H: 2, six times
2B: 1, four times
HR: 1, four times
RBI: 4, vs. Rhode Island (3/6)

CAREER HIGHS

AB: 5, four times
R: 3, two times
H: 2, seven times
2B: 1, two times
HR: 1, seven times
RBI: 4, vs. Rhode Island (3/6/22)

11 • GARRETT FARQUHAR IF

5-11 • 187 • 5th • Hoover, Ala. • Shelton State

- Started in six straight games from May 14-25, hitting .300 (6-for-20) with two doubles and four RBI
- Went 3-for-10 with a double and two RBI at Kentucky
- Gave Auburn a lead with a two-run double in the five-run 2nd inning at Samford (5/17)

CAREER STATISTICS

YEAR	AVG	GP-GS	AB	R	H	2B	3B	HR	RBI	SB-A
2018*	.331	52-17	175	39	58	8	2	1	32	10-13
2019*	.363	55-17	168	54	61	11	2	2	31	14-16
2020	.263	13-10	38	15	10	2	0	0	10	1-1
2021	.375	20-5	32	8	12	4	0	0	7	1-1
2022	.229	38-17	70	16	16	3	0	2	12	0-0
AU	.271	71-32	140	39	38	9	0	2	29	2-2
TOTAL	.325	178-32	483	132	157	28	4	5	92	26-31

SEASON HIGHS

AB: 6, vs. UAB (3/2)
R: 2, three times
H: 2, three times
2B: 1, three times
HR: 1, two times
RBI: 2, four times

CAREER HIGHS

AB: 6, vs. UAB (3/2/22)
R: 4, two times
H: 3, seven times
2B: 2, two times
HR: 1, four times
RBI: 4, two times

7 • COLE FOSTER IF

6-1 • 190 • SO • Plano, Texas • Plano Senior

- Missed six straight games leading up to regional
- Named to Auburn Regional All-Tournament Team after hitting .400 (6-for-15) with 3 2B, 3 HR, 12 RBI
- Tied Auburn single-game records with 3 HR, 14 total bases while driving in nine in regional opener vs. Southeastern (6/3), homering from both sides of the plate in the first inning
- His nine RBI were most in a game since 2010

CAREER STATISTICS

YEAR	AVG	GP-GS	AB	R	H	2B	3B	HR	RBI	SB-A
2021	.292	15-4	24	5	7	3	0	0	1	0-0
2022	.273	47-46	154	36	42	8	0	9	44	1-2
TOTAL	.275	62-50	178	41	49	11	0	9	45	1-2

SEASON HIGHS

AB: 6, vs. Southeastern (6/3)
R: 4, vs. Southeastern (6/3)
H: 4, vs. Southeastern (6/3)
2B: 1, eight times
HR: 3, vs. Southeastern (6/3)
RBI: 9, vs. Southeastern (6/3)

CAREER HIGHS

AB: 6, vs. Southeastern (6/3/22)
R: 4, vs. Southeastern (6/3/22)
H: 4, vs. Southeastern (6/3/22)
2B: 1, 11 times
HR: 3, vs. Southeastern (6/3/22)
RBI: 9, vs. Southeastern (6/3/22)

16 • CAM HILL IF/LHP

6-5 • 214 • SO • Madison, Ala. • Bob Jones

- Went 2-for-3 off the bench in the regional
- Hit his first homer of the season vs. Florida State (6/4)
- Went on an 8-game hitting streak from Apr. 12-29, going 11-for-27 (.407)

CAREER STATISTICS

YEAR	AVG	GP-GS	AB	R	H	2B	3B	HR	RBI	SB-A
2021	.270	35-30	111	19	30	6	1	5	22	0-0
2022	.280	38-26	107	16	30	7	0	1	19	0-1
TOTAL	.275	73-56	218	35	60	13	1	6	41	0-1

SEASON HIGHS

AB: 5, four times
R: 3, vs. Alabama State (3/1)
H: 3, vs. Alabama State (3/1)
2B: 1, seven times
HR: 1, vs. Florida State (6/4)
RBI: 2, four times

CAREER HIGHS

AB: 5, six times
R: 4, at Missouri (5/20/21)
H: 3, four times
2B: 2, vs. Texas A&M (5/16/21)
HR: 1, six times
RBI: 4, vs. Boston College (3/6/21)

5 • KASON HOWELL OF

6-0 • 180 • SR • Argyle, Texas • Liberty Christian

- Has started in CF in 107 straight games
- Named to Auburn Regional All-Tournament Team after hitting .364 (4-for-11) with 3 2B, 1 RBI
- Went 4-for-5 with 3 2B vs. Florida State (6/4)
- Drove in the tying run with two outs in the 9th in the middle game at Tennessee (4/30)
- Appeared on #SCTop10 as the No. 2 play for robbing a two-run HR in the third inning at Jax State (4/26)

CAREER STATISTICS

YEAR	AVG	GP-GS	AB	R	H	2B	3B	HR	RBI	SB-A
2019	.262	63-63	225	31	59	10	0	0	28	14-16
2020	.359	11-10	39	8	14	7	0	0	6	0-0
2021	.260	52-51	177	29	46	12	0	8	30	8-13
2022	.297	59-59	232	49	69	19	2	2	35	11-13
TOTAL	.279	185-183	673	117	188	48	2	10	99	33-42

SEASON HIGHS

AB: 6, two times
R: 3, vs. Kennesaw St. (4/20)
H: 4, vs. Florida State (6/4)
2B: 3, vs. Florida State (6/4)
HR: 1, two times
RBI: 3, vs. Ole Miss (3/18)

CAREER HIGHS

AB: 6, five times
R: 3, four times
H: 4, vs. Florida State (6/4/22)
2B: 3, vs. Florida State (6/4/22)
HR: 2, two times
RBI: 5, at Missouri (5/20/21)

37 • MASON LAND IF

5-10 • 173 • JR • Cantonment, Fla. • Chatt Valley

- Went on a 7-game hitting streak from May 8-20, hitting .381 during the span
- Drove in the game-winning run on a pinch-hit safety squeeze in the 8th inning vs. Arkansas (5/7)

CAREER STATISTICS

YEAR	AVG	GP-GS	AB	R	H	2B	3B	HR	RBI	SB-A
2020*	.250	3-1	4	2	1	0	0	0	0	0-0
2021*	.367	51-17	166	58	61	10	1	7	43	4-4
2022	.244	28-9	45	4	11	1	0	0	3	0-0
TOTAL	.340	82-10	215	64	73	11	1	7	46	4-4

SEASON HIGHS

AB: 5, at Troy (5/10)
R: 1, four times
H: 2, at Troy (5/10)
2B: 1, at Troy (5/10)
RBI: 1, three times

CAREER HIGHS

AB: 5, five times
R: 4, two times
H: 4, two times
2B: 2, vs. Snead State (5/9/21)
RBI: 5, at Lurleen B. Wallace (4/7/21)

28 • NATE LARUE RHP/C

6-3 • 217 • JR • Mobile, Ala. • McGill-Toolen

- Named to Auburn Regional All-Tournament Team after hitting .300 (3-for-10) with a 2B, 2 HR and 6 RBI
- Collected first multi-HR game vs. Southeastern (6/3)
- Hitting .279 with 19 RBI in the last 22 games
- Has thrown out 11 of 18 would-be base stealers, tied for the second most in the league

CAREER STATISTICS

YEAR	AVG	GP-GS	AB	R	H	2B	3B	HR	RBI	SB-A
2020	.294	8-3	17	6	5	1	0	0	2	0-0
2021	.219	16-10	32	8	7	2	0	2	5	0-0
2022	.227	46-36	132	19	30	8	0	6	33	2-2
TOTAL	.232	70-49	181	33	42	11	0	8	40	2-2

SEASON HIGHS

AB: 5, four times
R: 3, vs. Southeastern (6/3)
H: 3, at Texas A&M (3/27)
2B: 2, vs. Arkansas (5/6)
HR: 2, vs. Southeastern (6/3)
RBI: 5, at Texas A&M (3/27)

CAREER HIGHS

AB: 5, four times
R: 3, vs. Southeastern (6/3/22)
H: 3, at Texas A&M (3/27/22)
2B: 2, vs. Arkansas (5/6/22)
HR: 2, vs. Southeastern (6/3/22)
RBI: 5, at Texas A&M (3/27/22)

4 • BRODY MOORE IF

27 • BOBBY PEIRCE OF

6-2 • 181 • R-JR • Scottsdale, Ariz. • S. Mountain

- Went on 11-game hitting streak from May 8-June 4
- All 8 of his HR have come since Apr. 12
- Has three go-ahead hits in the 7th inning or later in SEC play - vs. USC (4/22), at UT (4/30) vs. UA (5/14)
- Made his 1st start at LSU on Apr. 1 and is hitting .295 with 8 HR and 24 RBI in 32 games since

CAREER STATISTICS

YEAR	AVG	GP-GS	AB	R	H	2B	3B	HR	RBI	SB-A
2019*	.315	56-/	203	34	64	8	4	8	27	7-9
2020*	.273	3/-	11	3	3	1	0	0	2	0-0
2021	.200	8/2	15	3	3	1	0	0	4	0-0
2022	.295	42-32	139	28	41	5	4	8	26	5-6
AU	.286	50-34	154	31	44	6	4	8	30	5-6
TOTAL	.302	109-34	368	68	111	15	8	16	59	12-15

SEASON HIGHS

AB: 5, eight times
 R: 3, vs. Florida State (6/4)
 H: 3, three times
 2B: 1, five times
 HR: 1, eight times
 RBI: 3, two times

CAREER HIGHS

5, 18 times
 3, two times
 3, six times
 1, 15 times
 1, 16 times
 4, vs. Paradise Valley (2/26/19)

1 • BLAKE RAMBUSCH IF

5-9 • 175 • R-JR • Austin, Texas • Grayson

- Named to the SEC All-Defensive Team
- Hit .444 (4-for-9) with 7 R, 5 BB, 3 HBP in regional
- Ranks T-6th in league with 85 hits, T-4th most by an Auburn player since 2010
- Has reached base in 114 of the last 117 games dating back to the final 13 games of 2019

CAREER STATISTICS

YEAR	AVG	GP-GS	AB	R	H	2B	3B	HR	RBI	SB-A
2019*	.333	55-/	174	52	58	14	2	4	46	4-4
2021*	.444	45-/	160	60	71	16	3	3	40	33-34
2022	.353	59-59	241	53	85	12	1	4	37	16-21
TOTAL	.372	159-59	575	165	214	42	6	11	123	52-58

SEASON HIGHS

AB: 6, three times
 R: 4, vs. Kansas State (2/20)
 H: 4, two times
 2B: 2, vs. Ole Miss (3/18)
 HR: 1, four times
 RBI: 4, vs. Ole Miss (3/18)

CAREER HIGHS

7, at McLennan (3/18/21)
 4, four times
 4, six times
 3, vs. W. OK State (3/6/21)
 1, 11 times
 4, three times

8 • BRYSON WARE OF

6-2 • 193 • JR • Madison, Miss. • Pearl River

- Hit a two-RBI triple in 9th vs. Florida State (6/4)
- Threw out the tying run at the plate to end the game in the series finale at MSU (4/16)
- Is the first AU player with multiple 6+ RBI games in the same season since Tony Caldwell in 2011

CAREER STATISTICS

YEAR	AVG	GP-GS	AB	R	H	2B	3B	HR	RBI	SB-A
2020*	.321	16-/	53	14	17	3	3	5	17	4-5
2021	.254	43-37	138	36	35	6	1	6	26	4-5
2022	.228	47-23	92	22	21	8	2	1	21	4-4
AU	.243	90-60	230	58	56	14	3	7	47	8-9
TOTAL	.258	106-60	283	72	73	17	6	12	64	12-14

SEASON HIGHS

AB: 5, three times
 R: 3, vs. UAB (3/2)
 H: 3, two times
 2B: 2, vs. UAB (3/2)
 HR: 1, vs. Troy (2/23)
 RBI: 6, two times

CAREER HIGHS

5, seven times
 6, vs. AAMU (2/24/21)
 3, six times
 2, vs. UAB (3/2/22)
 1, 12 times
 6, two times

50 • JAKE WYANDT C

5-11 • 185 • GR • Laurel, Md. • Presbyterian

- Named to the Buster Posey Award Watch List
- Is a candidate for the Senior CLASS Award

CAREER STATISTICS

YEAR	AVG	GP-GS	AB	R	H	2B	3B	HR	RBI	SB-A
2018*	.208	30-/	53	22	11	2	0	2	14	11-14
2019*	.253	40-/	91	29	23	4	1	1	12	17-18
2020*	.133	10-7	15	0	2	0	0	0	0	0-0
2021*	.228	41-39	123	21	28	6	1	3	16	3-8
2022	.233	22-14	43	8	10	1	0	1	12	1-1
TOTAL	.228	142-60	325	80	74	13	2	7	54	32-41

SEASON HIGHS

AB: 4, two times
 R: 3, vs. UAB (3/2)
 H: 2, two times
 2B: 1, vs. Tennessee Tech (3/9)
 HR: 1, vs. Rhode Island (3/6)
 RBI: 4, vs. Rhode Island (3/6)

CAREER HIGHS

5, three times
 3, vs. UAB (3/2/22)
 3, at Auburn (2/20/21)
 2, at ECU (2/27/21 - G2)
 1, seven times
 4, vs. Rhode Island (3/6/22)

PITCHER PROFILES

46 • CHASE ALLSOP RHP

6-1 • 220 • FR • Dothan, Ala. • Dothan

- Struck out the side in a scoreless IP at SEC Tourney
- Earned his first SEC save in 2.0 IP vs. Alabama (5/14)
- Pitched a season-high 2.2 IP w/ 3 K at Jax State (4/26)
- Struck out a season-high five in 2.0 IP vs. Samford (4/12)
- Earned his first save in 2.1 IP at UAB (4/5)

CAREER STATISTICS

YEAR	ERA	W-L	G/S	IP	H	R	ER	BB	K	BAA
2022	2.57	1-0	21/0	28.0	21	12	8	15	35	.210

SEASON HIGHS

IP: 2.2, at Jax State (4/26)
 H: 3, vs. MTSU (3/13)
 R: 4, vs. Ole Miss (3/18)
 ER: 2, vs. Ole Miss (3/18)
 K: 5, vs. Samford (4/12)
 BB: 2, four times
 PC: 49, vs. Ole Miss (3/18)

CAREER HIGHS

2.2, at Jax State (4/26/22)
 3, vs. MTSU (3/13/22)
 4, vs. Ole Miss (3/18/22)
 2, vs. Ole Miss (3/18/22)
 5, vs. Samford (4/12/22)
 2, four times
 49, vs. Ole Miss (3/18/22)

41 • J. ARMSTRONG RHP

5-11 • 200 • FR • Marietta, Ga. • Harrison

- Didn't pitch from 3/29-5/8 but is 1-0 with a 2.61 ERA and 12 K to 3 BB in 10.1 IP and six appearances since
- Earned his first career win and faced the minimum in 2.2 scoreless IP vs. Alabama (5/13)

CAREER STATISTICS

YEAR	ERA	W-L	G/S	IP	H	R	ER	BB	K	BAA
2022	2.76	1-0	16/0	16.1	15	9	5	9	20	.263

SEASON HIGHS

IP: 2.2, two times
 H: 3, two times
 R: 3, two times
 ER: 2, two times
 K: 4, vs. Arkansas (5/8)
 BB: 2, two times
 PC: 40, vs. Arkansas (5/8)

CAREER HIGHS

2.2, two times
 3, two times
 3, two times
 2, two times
 4, vs. Arkansas (5/8/22)
 2, two times
 40, vs. Arkansas (5/8/22)

18 • MASON BARNETT RHP

6-0 • 218 • JR • Cartersville, Ga. • Cartersville

- Is 3-2 with a 4.25 ERA in 12 starts this season
- Named to Auburn Regional All-Tournament Team after throwing 5.1 scoreless and striking out a career high 10 batters in regional final vs. UCLA (6/5)
- Didn't allow a hit after UCLA double on the first pitch and set down the last 10 batters he faced

CAREER STATISTICS

YEAR	ERA	W-L	G/S	IP	H	R	ER	BB	K	BAA
2020	3.52	0-0	6/0	7.2	5	4	3	3	16	.192
2021	5.40	2-4	16/6	40.0	39	28	24	21	43	.265
2022	4.13	3-2	17/12	56.2	53	27	26	28	74	.248
TOTAL	4.57	5-6	39/18	104.1	97	59	53	52	133	.251

SEASON HIGHS

IP: 5.1, two times
 H: 6, two times
 R: 5, vs. Ole Miss (3/17)
 ER: 5, vs. Ole Miss (3/17)
 K: 10, vs. UCLA (6/5)
 BB: 3, four times
 PC: 88, two times

CAREER HIGHS

7.0, vs. Little Rock (3/13/21)
 6, three times
 6, at Ole Miss (3/20/21)
 5, two times
 10, vs. UCLA (6/5/22)
 5, at Arkansas (4/3/21)
 91, vs. Little Rock (3/13/21)

21 • TRACE BRIGHT RHP

6-4 • 199 • JR • Montgomery, Ala. • Trinity

- Is the only pitcher to start all 15 weekends this season
- Earned the win in the regional opener vs. Southeastern, striking out a career high 10 batters in 5.0 innings
- Auburn has won his last six starts since Apr. 23
- Turned in three straight quality starts from 2/26-3/13

CAREER STATISTICS

YEAR	ERA	W-L	G/S	IP	H	R	ER	BB	K	BAA
2020	8.38	1-1	3/3	9.2	10	9	9	7	12	.278
2021	6.98	4-4	19/11	49.0	53	42	38	18	43	.276
2022	4.80	4-4	16/15	75.0	70	45	40	35	84	.246
TOTAL	5.86	9-9	38/29	133.2	133	96	87	60	139	.259

SEASON HIGHS

IP: 6.0, three times
 H: 7, at MSU (4/15)
 R: 6, two times
 ER: 6, vs. Vandy (4/9)
 K: 10, vs. Southeastern (6/3)
 BB: 5, vs. Arkansas (5/7)
 PC: 108, at MSU (4/15)

CAREER HIGHS

6.0, four times
 7, at MSU (4/15/22)
 7, at Ole Miss (3/21/21)
 7, at Ole Miss (3/21/21)
 10, vs. Southeastern (6/3/22)
 5, vs. Arkansas (5/7/22)
 108, at MSU (4/15/22)

40 • B. BURKHALTER RHP

6-0 • 204 • JR • Dothan, Ala. • Northview

- Named Second Team All-SEC
- Pitched last 2.0 innings in regional final vs. UCLA
- Leads the SEC and ranks 8th in NCAA with 13 saves, tied for third in single season history
- Went 1-0 w/ 3 saves, 12 K in 4 app from 4/19-24
- Became the first pitcher in program history and first pitcher in SEC since 2017 with 3 saves in a weekend
- Named to the NCBWA Stopper of the Year Midseason watch list and rated by D1 Baseball as the No. 27 RP

CAREER STATISTICS

YEAR	ERA	W-L	G/S	IP	H	R	ER	BB	K	BAA
2020	2.08	0-0	4/0	4.1	6	1	1	3	3	.462
2021	1.71	1-0	17/0	21.0	14	5	4	16	30	.182
2022	4.02	4-2	27/0	40.1	32	20	18	7	59	.215
TOTAL	3.15	5-2	48/0	65.2	52	26	23	26	92	.218

SEASON HIGHS

IP: 2.2, two times
 H: 5, two times
 R: 5, vs. Ole Miss (3/19)
 ER: 5, vs. Ole Miss (3/19)
 K: 5, vs. Alabama St. (4/19)
 BB: 4, at MSU (4/14)
 PC: 50, vs. S. Alabama (3/22)

CAREER HIGHS

2.2, two times
 5, two times
 5, vs. Ole Miss (3/19/22)
 5, vs. Ole Miss (3/19/22)
 5, vs. Alabama St. (4/19/22)
 4, at MSU (4/14/22)
 50, vs. S. Alabama (3/22/22)

54 • K. COPELAND LHP

6-2 • 178 • SO • Mobile, Ala. • Pensacola State

- Didn't allow an ER in 2.2 innings vs. Southeastern (6/3)
- Pitched the final 2.0 innings and earned his first SEC win at Tennessee (4/30)
- Pitched 4.0 scoreless with 8 K and earned his first win in an Auburn uniform vs. KSU (4/20)

CAREER STATISTICS

YEAR	ERA	W-L	G/S	IP	H	R	ER	BB	K	BAA
2021*	1.74	7-1	12/8	57.0	43	14	11	16	81	.211
2022	4.20	3-0	9/2	15.0	20	11	7	8	19	.328
2022	5.11	3-0	8/2	12.1	16	8	7	6	15	.327
TOTAL	2.25	10-1	21/10	72.0	63	25	18	24	100	--

SEASON HIGHS

IP: 4.0, vs. Kennesaw St. (4/20)
 H: 5, vs. Alabama State (3/1)
 R: 4, vs. Arkansas (5/6)
 ER: 4, vs. Arkansas (5/6)
 K: 8, vs. Kennesaw St. (4/20)
 BB: 2, three times
 PC: 68, vs. Kennesaw St. (4/20)

CAREER HIGHS

7.0, two times
 11, at Chipola (3/20/21)
 4, three times
 4, two times
 12, at NW FL State (4/30/21)
 2, nine times
 68, vs. Kennesaw St. (4/20/22)

14 • BROOKS FULLER LHP

6-3 • 210 • SR • Auburn, Ala. • Auburn

- After pitching once from 3/22-5/8, hasn't allowed a run in his last 4 appearances and 4.0 innings
- Faced one over the minimum in the last 1.1 innings vs. Southeastern (6/3)

CAREER STATISTICS

YEAR	ERA	W-L	G/S	IP	H	R	ER	BB	K	BAA
2019	4.50	2-2	20/8	44.0	39	30	22	35	36	.239
2020	2.25	1-1	3/2	8.0	11	3	2	1	7	.333
2021	8.50	0-0	16/0	18.0	24	18	17	17	20	.316
2022										

45 • J. GONZALEZ RHP

6-4 • 230 • SO • Humacao, PR • Leadership CA

- Named to Auburn Regional All-Tournament Team after earning the win in 6.0 innings vs. Florida State (6/4)
- The game marked his 6th quality start of the season
- Pitched 7.0 scoreless innings and earned his fourth straight win vs. USC (4/24)
- Became the first AU pitcher since Casey Mize in 2018 with four straight quality starts in SEC play
- Became the first AU pitcher to win four straight SEC starts since Keegan Thompson in 2015
- Turned in Auburn's first SEC CG since 2018 and the second by an SEC pitcher vs. Vandy (4/10)

CAREER STATISTICS

YEAR	ERA	W-L	G/S	IP	H	R	ER	BB	K	BAA
2021	6.17	2-3	21/5	42.1	51	30	29	10	30	.293
2022	2.90	7-2	13/12	68.1	69	23	22	14	42	.265
TOTAL	4.15	9-5	34/17	110.2	120	53	51	24	72	.276

SEASON HIGHS

IP: 9.0, vs. Vandy (4/10)

H: 9, two times

R: 5, two times

ER: 5, two times

K: 8, two times

BB: 4, vs. Florida State (6/4)

PC: 110, at MSU (4/16)

CAREER HIGHS

9.0, vs. Vandy (4/10/22)

9, two times

9, vs. Miss. State (4/11/21)

9, vs. Miss. State (4/11/21)

8, two times

5, at Arkansas (4/3/21)

110, at MSU (4/16/22)

43 • CHASE ISBELL RHP

6-2 • 198 • JR • Springville, Ala. • Samford

- Has a 1.00 ERA in his last seven apps and 9.0 IP
- Turned in 2.0 scoreless with 3 K at Kentucky (5/20)
- Earned his first Auburn win at Troy (5/10)
- Matched a season-high with 2.1 IP vs. Arkansas (5/7)
- Coming off partial Tommy John surgery

CAREER STATISTICS

YEAR	ERA	W-L	G/S	IP	H	R	ER	BB	K	BAA
2020*	3.38	1-0	5/0	5.1	3	4	2	7	6	.167
2021*	2.32	4-2	26/0	31.0	19	9	8	13	44	.173
2022	6.28	1-1	12/0	14.1	16	10	10	11	16	.286
TOTAL	3.70	6-4	43/0	50.2	38	23	20	31	66	--

SEASON HIGHS

IP: 2.1, two times

H: 5, vs. Vandy (4/9)

R: 5, at LSU (4/1)

ER: 5, at LSU (4/1)

K: 3, three times

BB: 3, at Samford (5/17)

PC: 45, at Texas A&M (3/26)

CAREER HIGHS

3.0, at ETSU (5/21/21)

4, at Wofford (4/20/21)

5, at LSU (4/1/22)

5, at LSU (4/1/22)

6, at ETSU (5/21/21)

3, at Samford (5/17/22)

57, at ETSU (5/21/21)

47 • TOMMY SHEEHAN LHP

6-0 • 209 • GR • Brielle, N.J. • Notre Dame

- Has a 0.90 ERA in his last five apps and 10.0 IP
- Turned in 4.0 scoreless and allowed just two baserunners vs. Alabama (5/14)
- Earned his first AU win in 3.2 IP vs. MTSU (3/13)
- Earned the 3.0-inning save in his first career relief appearances against URI (3/6)

CAREER STATISTICS

YEAR	ERA	W-L	G/S	IP	H	R	ER	BB	K	BAA
2018*	5.74	2-4	14/14	62.2	62	43	40	41	27	.264
2019*	4.58	5-6	15/15	92.1	100	62	47	23	62	.268
2020*	2.70	3-0	4/4	23.1	18	7	7	5	22	.202
2021*	6.75	0-1	2/2	8.0	10	6	6	5	10	.303
2022	5.02	1-0	14/3	28.2	21	18	16	20	23	.206
TOTAL	4.86	11-11	49/37	215.0	211	136	116	94	144	--

SEASON HIGHS

IP: 4.0, vs. Alabama (5/14)

H: 5, vs. Ole Miss (3/19)

R: 5, at Texas A&M (3/27)

ER: 5, at Texas A&M (3/27)

K: 5, vs. Rhode Island (3/6)

BB: 4, at Texas A&M (3/27)

PC: 65, vs. Alabama (5/14)

CAREER HIGHS

9.0, two times

13, vs. North Carolina (4/13/19)

11, vs. North Carolina (4/13/19)

8, vs. North Carolina (4/13/19)

9, at UAB (2/14/20)

6, vs. Purdue (2/24/18)

112, vs. North Carolina (4/13/19)

29 • CARSON SKIPPER LHP

6-2 • 211 • SR • Trussville, Ala. • Hewitt-Trussville

- Pitched 1.2 innings after regional final was suspended
- Made his first start since 2019 at SEC Tourney, pitching 3.0 scoreless with a season-high 7 strikeouts
- Earned the win in 2.1 scoreless at Samford (5/17)
- Went 1-0 with 6 K, 3 holds in 4 app from 4/19-24
- Earned the win in 1.1 IP in the series opener vs. USC
- Pitched a perfect 8th inning in games two & three, inducing a double play w/ the tying run on in finale

CAREER STATISTICS

YEAR	ERA	W-L	G/S	IP	H	R	ER	BB	K	BAA
2019	7.46	3-3	17/8	35.0	45	33	29	23	38	.306
2020	1.00	0-0	7/0	9.0	5	1	1	3	12	.167
2021	4.25	2-2	19/0	29.2	29	16	14	9	37	.248
2022	4.72	5-3	23/1	47.2	46	30	25	11	53	.253
TOTAL	5.12	10-8	66/9	121.1	125	80	69	46	140	.263

SEASON HIGHS

IP: 5.2, vs. MTSU (3/11)

H: 6, vs. MTSU (3/11)

R: 5, two times

ER: 5, vs. Arkansas (5/8)

K: 7, vs. Kentucky (5/25)

BB: 2, three times

PC: 71, vs. MTSU (3/11)

CAREER HIGHS

5.2, vs. MTSU (3/11/22)

6, vs. MTSU (3/11/22)

5, four times

5, two times

8, vs. AAMU (2/19/19)

4, at Georgia Tech (4/16/19)

78, vs. Arkansas (4/5/19)

32 • CARSON SWILLING RHP

5-11 • 196 • SO • Smiths Station, Ala. • Smiths

- Didn't allow a run in five apps and 6.2 IP from 5/7-25
- Earned a win in 2.0 scoreless vs. Arkansas & Alabama
- Struck out a career high six in 2.0 IP at Jax State (4/26)
- Got a strikeout to end the 7th and earned the win in game two vs. USC (4/23)
- Turned in 1.2 scoreless innings at LSU (4/1)
- Pitched a season-high 3.1 scoreless innings and struck out four vs. Ole Miss (3/17)

CAREER STATISTICS

YEAR	ERA	W-L	G/S	IP	H	R	ER	BB	K	BAA
2021	3.34	1-2	21/0	29.2	28	15	11	14	33	.248
2022	5.86	3-2	20/0	27.2	29	18	18	13	33	.274
TOTAL	4.55	4-4	41/0	57.1	57	33	29	27	66	.260

SEASON HIGHS

IP: 3.1, vs. Ole Miss (3/17)

H: 4, two times

R: 3, four times

ER: 3, four times

K: 6, at Jax State (4/26)

BB: 2, four times

PC: 58, vs. Ole Miss (3/17)

CAREER HIGHS

3.2, at Lipscomb (3/16/21)

5, at Georgia (5/1/21)

3, six times

3, five times

6, at Jax State (4/26/22)

3, two times

67, at Georgia (5/1/21)

AUBURN IN THE NATIONAL AND SEC RANKINGS

(as of June 9)

TEAM	TOTAL	NCAA	SEC
Fielding percentage	.981	10	4
Sacrifice flies	32	21	3
K/9.0 IP	10.1	23	7
Double plays	49	25	3
Shutouts	4	32	4
Walks	290	38	6
H/9.0 IP	8.59	42	6
ERA	4.46	43	6
K-BB ratio	2.46	46	8

40 B. BURKHALTER	TOTAL	NCAA	SEC
Saves	13	8	1

17 SONNY DICHIARA	TOTAL	NCAA	SEC
On-base percentage	.565	1	1
Walks	66	1	1
Walks/game	1.20	1	1
Slugging percentage	.804	6	1
Batting average	.397	16	1
Home runs/game	0.36	29	3
Home runs	20	30	6

28 NATE LARUE	TOTAL	NCAA	SEC
Sacrifice flies	6	37	3

PITCHING CAREERS

CHASE ALLSUP'S CAREER APPEARANCES

2022 - FRESHMAN YEAR

Date	Opp (Res.)	DEC	QS	IP	H	R	ER	BB	SO	HR	ERA	NP
2/20	vs. Kansas State (W, 12-1)	-	-	1.0	0	0	0	0	3	0	0.00	14
2/25	YALE (W, 9-0)	-	-	1.0	0	0	0	2	2	0	0.00	25
3/2	UAB (W, 16-1)	-	-	1.0	0	0	0	1	2	0	0.00	20
3/9	vs. Tennessee Tech (W, 4-3)	-	-	2.0	2	0	0	1	3	0	0.00	39
3/13	MIDDLE TENNESSEE-G1 (W, 10-7)	-	-	1.1	3	1	0	1	3	0	0.00	35
3/18	#1 OLE MISS (W, 19-5)	-	-	1.1	2	4	2	2	2	1	2.35	49
3/26	at Texas A&M (L, 4-5 [11])	-	-	0.1	0	0	0	0	0	0	2.25	1
3/27	at Texas A&M (W, 13-9)	W	-	1.0	0	1	0	1	0	0	2.00	19
4/5	at UAB (W, 6-4)	S	-	2.1	2	1	1	0	2	1	2.38	34
4/12	SAMFORD (W, 4-1)	-	-	2.0	1	0	0	0	5	0	2.03	33
4/19	ALABAMA STATE (W, 6-5 [10])	-	-	0.2	0	0	0	2	0	0	1.93	15
4/22	SOUTH CAROLINA (W, 6-3)	-	-	0.2	0	0	0	0	0	0	1.84	5
4/26	at Jax State (W, 8-4)	-	-	2.2	2	1	1	0	3	1	2.08	31
4/30	at #1 Tennessee (W, 8-6)	-	-	1.1	2	1	1	1	1	0	2.41	41
5/6	#3 ARKANSAS (L, 8-11)	-	-	1.2	1	0	0	1	0	0	2.21	21
5/8	#3 ARKANSAS (L, 4-7)	-	-	0.2	1	1	1	2	0	0	2.57	22
5/14	ALABAMA (W, 6-4)	S	-	2.0	1	0	0	0	2	0	2.35	21
5/17	at Samford (W, 8-4)	-	-	1.0	1	0	0	1	2	0	2.25	21
5/20	at Kentucky (W, 6-3)	-	-	1.0	1	1	1	0	1	1	2.52	14
5/21	at Kentucky (L, 3-6)	-	-	2.0	2	1	1	0	2	0	2.67	28
5/25	vs. Kentucky (L, 1-3)	-	-	1.0	0	0	0	0	3	0	2.57	20

JOHN ARMSTRONG'S CAREER APPEARANCES

2022 - FRESHMAN YEAR

Date	Opp (Res.)	DEC	QS	IP	H	R	ER	BB	SO	HR	ERA	NP
2/18	vs. Oklahoma (L, 0-3)	-	-	1.0	0	0	0	0	1	0	0.00	8
2/19	vs. #12 Texas Tech (W, 2-1)	-	-	0.2	0	0	0	1	0	0	0.00	13
2/25	YALE (W, 9-0)	-	-	0.2	0	0	0	0	2	0	0.00	9
2/26	YALE-G2 (L, 4-5 [10])	-	-	0.2	1	0	0	0	1	0	0.00	12
3/1	ALABAMA STATE (W, 13-7)	-	-	0.2	1	0	0	0	2	0	0.00	16
3/9	vs. Tennessee Tech (W, 4-3)	-	-	0.1	1	0	0	0	1	0	0.00	5
3/11	MIDDLE TENNESSEE (L, 8-10)	-	-	0.1	0	3	0	2	1	0	0.00	18
3/17	#1 OLE MISS (L, 6-13)	-	-	0.0	2	3	2	2	0	0	4.15	19
3/22	vs. South Alabama (W, 13-12)	-	-	0.1	0	0	0	0	0	0	3.86	4
3/29	JAX STATE (L, 2-5)	-	-	1.1	1	0	0	1	0	0	3.00	26
5/8	#3 ARKANSAS (L, 4-7)	-	-	2.2	0	0	0	1	4	0	2.08	40
5/13	ALABAMA (W, 3-2)	W	-	2.2	1	0	0	0	3	0	1.59	29
5/17	at Samford (W, 8-4)	-	-	2.1	1	0	0	0	3	0	1.32	29
5/20	at Kentucky (L, 1-5)	-	-	0.2	1	0	0	0	2	0	1.26	10
5/21	at Kentucky (L, 3-6)	-	-	0.0	3	2	2	1	0	0	2.51	11
6/4	FLORIDA STATE (W, 21-7)	-	-	2.0	3	1	1	1	0	0	2.76	24

*- Starter

JORDAN ARMSTRONG'S CAREER APPEARANCES

2019 - FRESHMAN YEAR AT CHATTAHOOCHEE VALLEY

Date	Opp (Res.)	DEC	QS	IP	H	R	ER	BB	SO	HR	ERA	NP	
2/2	*vs. Gordon State (L, 2-6)	L	-	4.0	3	6	5	4	2	1	11.25	--	
2/9	*at Pensacola State (W, 9-3)	W	-	5.2	7	3	2	1	9	0	6.52	--	
2/15	ABRAHAM BALDWIN (W, 11-7)	-	-	2.0	2	2	2	1	2	0	6.94	--	
2/22	at Tallahassee (W, 6-4)	W	-	4.1	5	1	1	2	4	0	5.63	--	
3/5	GORDON STATE (L, 2-12)	-	-	1.0	1	0	0	0	2	0	5.29	--	
3/5	*at Wallace-Selma (W, 7-4)	W	X	7.0	4	3	3	2	5	0	4.88	--	
3/16	*ENTERPRISE STATE (W, 10-2)	W	-	5.0	2	1	0	1	6	0	4.03	--	
3/23	at Lawson State (L, 1-6)	-	-	3.0	2	1	1	0	2	0	3.94	--	
3/30	*at Coastal Alabama-BM (W, 9-8)	-	-	5.0	11	3	1	2	2	0	3.65	--	
4/7	*at Coastal Alabama-BR (L, 2-3)	L	X	6.1	8	3	3	2	9	2	3.74	--	
4/12	*at Coastal Alabama-MO (L, 1-2)	L	X	6.0	2	2	2	1	2	7	0	3.47	--
4/20	*BISHOP STATE (W, 3-2)	W	X	6.0	2	2	2	2	7	0	3.42	--	
4/27	*WALLACE-DOTHAN (W, 4-0)	W	X	7.0	3	0	0	3	3	0	3.03	--	
5/4	*LURLEEN B. WALLACE (W, 12-2)	W	-	3.0	2	0	0	3	3	0	2.89	--	
5/10	*at Wallace State (W, 7-2)	W	X	6.0	5	2	2	2	7	0	2.90	--	
5/15	*vs. Lurleen B. Wallace (W, 9-8)	-	-	3.0	4	3	3	1	5	1	3.15	--	
5/27	*vs. Central Arizona (L, 2-10)	L	-	4.2	7	6	2	1	2	0	3.19	--	

2020 - SOPHOMORE YEAR AT CHATTAHOOCHEE VALLEY

Date	Opp (Res.)	DEC	QS	IP	H	R	ER	BB	SO	HR	ERA	NP
2/1	*at LaGrange (W, 11-5)	-	-	4.0	8	3	2	0	6	0	4.50	--
2/8	*vs. St. Johns River State (L, 1-2)	L	-	5.0	6	2	2	1	8	0	4.00	--
2/15	*SNEAD STATE (L, 1-4)	L	-	6.0	7	4	4	0	9	1	4.80	--
2/22	*at Tallahassee (W, 7-1)	W	X	7.0	4	1	0	0	9	0	3.27	--
2/29	*at Gordon State (L, 5-6)	-	-	6.0	6	5	2	3	3	0	3.21	--
3/8	*COASTAL ALABAMA-BM (W, 1-0)	W	X	7.0	3	0	0	0	6	0	2.57	--

2021 - JUNIOR YEAR AT CHATTAHOOCHEE VALLEY

Date	Opp (Res.)	DEC	QS	IP	H	R	ER	BB	SO	HR	ERA	NP
2/2	*GORDON STATE (W, 7-2)	-	-	1.0	0	0	0	1	2	0	0.00	--
2/4	*CALHOUN (W, 10-0)	W	-	4.0	1	0	0	1	4	0	0.00	--
2/19	*vs. John A. Logan (W, 8-2)	W	-	5.0	3	2	1	0	7	0	0.90	--
2/25	*at Snead State (W, 13-5)	W	-	4.0	4	4	4	4	6	1	3.21	--
3/6	*at Coastal Alabama-Mo (W, 1-0)	W	X	7.0	3	0	0	1	6	0	2.14	--
3/13	*at Wallace-Selma (W, 14-1)	W	-	5.0	2	1	0	2	4	0	1.73	--
3/20	*COASTAL ALABAMA-BR (W, 4-1)	W	X	7.0	5	1	1	1	10	0	1.64	--
3/27	*at Coastal Alabama-BM (L, 3-4)	-	-	5.0	6	3	2	3	3	0	1.89	--
4/3	*ENTERPRISE STATE (W, 5-0)	W	X	7.0	4	0	0	0	8	0	1.60	--
4/11	*LURLEEN B. WALLACE (W, 4-3)	W	X	6.0	4	3	2	0	8	0	1.76	--
4/18	*vs. Bishop State (W, 10-0)	W	-	5.0	2	0	0	0	5	0	1.61	--
4/29	*WALLACE-DOTHAN (W, 8-3)	W	X	7.0	4	3	1	1	7	0	1.57	--
5/8	*at Coastal Alabama-Mo (W, 14-6)	W	-	8.0	10	6	2	1	9	0	1.65	--

2022 - SENIOR YEAR

Date	Opp (Res.)	DEC	QS	IP	H	R	ER	BB	SO	HR	ERA	NP
2/18	vs. Oklahoma (L, 0-3)	-	-	4.0	1	0	0	2	5	0	0.00	64
2/25	*YALE (W, 9-0)	W	-	5.1	4	0	0	0	11	0	0.00	73
3/4	*RHODE ISLAND (W, 7-2)	-	-	3.0	4	2	2	2	3	1	1.46	70
3/11	*MIDDLE TENNESSEE (L, 8-10)	L	-	0.2	4	4	4	1	0	0	4.15	28
3/19	#1 OLE MISS (L, 2-15)	-	-	1.1	4	1	1	0	3	0	4.40	32
3/25	at Texas A&M (W, 6-5[10])	W	-	3.0	3	0	0	0	4	0	3.63	39
3/29	*JAX STATE (L, 2-5)	-	-	3.0	3	1	1	1	2	0	3.54	41
4/5	at UAB (W, 6-4)	W	-	2.1	4	2	2	1	4	1	3.97	44
4/12	SAMFORD (W, 4-1)	S	-	2.0	0	0	0	2	6	0	3.65	45
4/19	ALABAMA STATE (W, 6-5 [10])	-	-	0.1	0	4	2	4	0	0	4.32	30
4/23	SOUTH CAROLINA (W, 8-6)	-	-	0.0	1	0	0	0	0	0	4.32	5
4/29	at #1 Tennessee (L, 4-17)	-	-	0.1	3	3	3	0	0	2	5.33	18
5/10	*at Troy (W, 11-4)	-	-	4.1	3	3	3	1	2	0	5.46	58
5/17	*at Samford (W, 8-4)	-	-	0.2	2	2	2	1	0	0	5.93	21

MASON BARNETT'S CAREER APPEARANCES

2020 - FRESHMAN YEAR

Date	Opp (Res.)	DEC	QS	IP	H	R	ER	BB	SO	HR	ERA	NP
2/15	ILLINOIS-CHICAGO (W, 7-3)	-	-	1.0	4	3	3	1	2	0	27.00	32
2/19	OAKLAND (W, 17-1)	-	-	1.0	0	0	0	0	2	0	13.50	10
2/25	ALABAMA A&M (W, 10-0)	-	-	1.0	0	0	0	1	2	0	9.00	17
3/1	WRIGHT STATE (W, 6-0)	-	-	1.0	0	0	0	1	2	0	6.75	21
3/8	CHICAGO STATE (W, 9-0)	-	-	1.0	1	0	0	0	3	0	5.40	19
3/10	GEORGIA TECH (L, 2-6)	-	-	2.2	0	1	0	0	5	0	3.52	35

2021 - SOPHOMORE YEAR

Date	Opp (Res.)	DEC	QS	IP	H	R	ER	BB	SO	HR	ERA	NP
2/21	*PRESBYTERIAN (W, 2-1 [10])	-	-	4.0	3	0	0	2	4	0	0.00	65
2/26	vs. #25 Oklahoma (L, 3-4 [10])	-	-	1.1	2	1	1	3	1	0	1.69	42
3/6	*#18 BOSTON COLLEGE (W, 16-1)	W	-	5.1	2	1	0	2	3	0	0.84	75
3/13	*LITTLE ROCK (W, 6-0)	W	X	7.0	2	0	0	1	9	0	0.51	91
3/20	*at #4 Ole Miss (L, 5-6)	L	-	3.0	5	6	4	2	4	0	2.18	72
3/27	*KENTUCKY (L, 6-7)	-	-	5.1	6	5	5	0	8	2	3.46	84
4/1	at #1 Arkansas (W, 2-1)	S	-	1.0	0	0	0	1	0	0	3.33	15
4/3	at #1 Arkansas (L, 5-6 [10])	-	-	1.2	2	1	1	5	0	0	3.45	45
4/11	#4 MISSISSIPPI STATE (L, 10-19)	-	-	2.0	4	2	2	0	1	0	3.82	33
4/17	at Alabama (L, 9-10)	L	-	1.1	4	2	2	2	1	0	4.22	34
4/21	*JAX STATE (W, 8-7 [10])	-	-	1.0	0	0	0	0	1			

2022 AUBURN BASEBALL GAME NOTES

4/13	*at #20 Georgia Tech (W, 7-3)	W	-	4.0	3	2	2	1	1	1	6.95	39
4/17	at Alabama (L, 9-10)	-	-	1.2	2	2	2	1	3	1	7.13	38
4/20	*SAMFORD (W, 6-4)	-	-	1.0	1	2	2	1	2	1	7.43	19
4/23	#10 FLORIDA (L, 2-4)	L	-	1.1	1	2	2	2	2	0	7.65	32
5/1	*at #20 Georgia (W, 9-7)	W	-	2.0	2	2	2	2	2	0	7.71	42
5/7	*LSU (L, 6-9)	-	-	1.1	2	2	1	0	0	0	7.68	20
5/12	at Samford (L, 1-6)	-	-	0.2	1	2	2	1	1	1	7.99	22
5/16	*TEXAS A&M (W, 5-4)	-	-	4.0	6	3	1	0	3	1	7.49	74
5/22	*at Missouri (L, 6-7)	-	-	3.1	5	0	0	0	2	0	6.98	40

2022 - JUNIOR YEAR

Date	Opp (Res.)	DEC	QS	IP	H	R	ER	BB	SO	HR	ERA	NP
2/20	*vs. Kansas State (W, 12-1)	W	-	5.0	2	1	0	2	5	0	0.00	75
2/26	*YALE-G2 (L, 4-5 [10])	-	X	6.0	3	0	0	3	6	0	0.00	83
3/5	*RHODE ISLAND-G2 (W, 12-0)	W	X	6.0	1	0	0	0	8	0	0.00	78
3/13	*MIDDLE TENNESSEE-G2 (L, 3-4)	-	X	6.0	6	3	3	3	4	0	1.17	91
3/19	*#1 OLE MISS (L, 2-15)	L	-	4.1	5	6	3	2	5	0	1.98	82
3/26	*at Texas A&M (L, 4-5 [11])	-	-	5.0	6	2	2	2	6	0	2.23	79
4/1	*at #12 LSU (L, 2-9)	L	-	4.1	4	3	3	4	6	1	2.70	93
4/9	*#12 VANDERBILT (L, 4-19)	L	-	3.1	6	6	6	3	3	2	3.83	69
4/15	*at Mississippi State (L, 5-9)	L	-	5.1	7	4	4	2	8	0	4.17	108
4/23	*SOUTH CAROLINA (W, 8-6)	-	-	5.2	6	3	3	2	4	1	4.24	88
4/30	*at #1 Tennessee (W, 8-6)	-	-	5.2	5	4	3	2	8	0	4.29	95
5/7	*#3 ARKANSAS (W, 5-3)	-	-	4.2	2	2	2	5	4	0	4.26	82
5/14	*ALABAMA (W, 6-4)	-	-	1.0	4	4	2	1	1	1	4.76	36
5/20	*at Kentucky (W, 6-3)	W	-	5.0	5	2	2	9	5	1	4.68	71
5/25	vs. Kentucky (L, 1-3)	-	-	2.2	2	1	1	1	1	0	4.63	40
6/3	*SOUTHEASTERN (W, 19-7)	W	-	5.0	6	4	4	2	10	1	4.80	101

BLAKE BURKHALTER'S CAREER APPEARANCES

Date	Opp (Res.)	DEC	QS	IP	H	R	ER	BB	SO	HR	ERA	NP
2/15	ILLINOIS-CHICAGO (W, 7-3)	-	-	1.0	1	0	0	1	1	0	0.00	14
2/23	UCF (L, 2-12)	-	-	1.0	3	1	1	1	0	0	4.50	20
2/26	ALABAMA A&M (W, 12-6)	-	-	1.1	1	0	0	1	2	0	2.70	23
3/8	CHICAGO STATE (W, 9-0)	-	-	1.0	1	0	0	0	0	0	2.08	8

2021 - SOPHOMORE YEAR

Date	Opp (Res.)	DEC	QS	IP	H	R	ER	BB	SO	HR	ERA	NP
2/20	PRESBYTERIAN (W, 6-1)	-	-	1.0	2	0	0	1	1	0	0.00	25
2/24	ALABAMA A&M (W, 33-0)	-	-	1.0	0	0	0	0	2	0	0.00	19
2/28	vs. Texas A&M (W, 6-1)	-	-	1.0	0	0	0	1	0	0	0.00	11
3/7	#18 BOSTON COLLEGE (L, 9-11 [10])	-	-	2.1	0	0	0	1	3	0	0.00	35
3/13	LITTLE ROCK (W, 6-0)	-	-	2.0	2	0	0	1	4	0	0.00	34
3/16	at Lipscomb (W, 9-7)	-	-	0.2	2	2	1	2	2	1	1.12	25
3/20	at #4 Ole Miss (L, 5-6)	-	-	1.0	0	0	0	2	0	0	1.00	18
3/27	KENTUCKY (L, 6-7)	-	-	1.2	1	1	1	1	3	1	1.69	22
4/2	at #1 Arkansas (L, 5-6)	-	-	0.2	0	0	0	1	0	0	1.59	19
4/11	#4 MISSISSIPPI STATE (L, 10-19)	-	-	0.1	0	0	0	2	1	0	1.54	14
4/21	JAX STATE (W, 8-7 [10])	-	-	2.0	1	1	1	0	2	1	1.98	31
5/1	at #20 Georgia (W, 9-7)	-	-	1.0	1	0	0	1	1	0	1.84	21
5/7	LSU (L, 6-9)	-	-	0.2	0	0	0	0	1	0	1.76	8
5/12	at Samford (L)	-	-	1.0	1	1	1	2	1	0	2.20	27
5/15	TEXAS A&M (L, 9-11)	-	-	0.2	0	0	0	0	1	0	2.12	8
5/18	NORTH ALABAMA (W, 14-6)	W	-	2.1	3	0	0	1	4	0	1.86	48
5/22	at Missouri (L, 6-7)	-	-	1.2	1	0	0	0	4	0	1.71	31

2022 - JUNIOR YEAR

Date	Opp (Res.)	DEC	QS	IP	H	R	ER	BB	SO	HR	ERA	NP
2/19	vs. #12 Texas Tech (W, 2-1)	S	-	2.0	0	0	0	0	1	0	0.00	16
2/26	YALE-G1 (W, 4-3)	W	-	2.0	0	0	0	0	2	0	0.00	21
3/1	ALABAMA STATE (W, 13-7)	-	-	1.1	2	1	1	0	2	0	1.69	21
3/4	RHODE ISLAND (W, 7-2)	S	-	2.0	1	0	0	0	4	0	1.23	26
3/9	vs. Tennessee Tech (W, 4-3)	W	-	1.1	0	0	0	0	4	0	1.04	19
3/13	MIDDLE TENNESSEE-G1 (W, 10-7)	S	-	2.0	0	0	0	0	2	0	0.84	34
3/13	MIDDLE TENNESSEE-G2 (L, 3-4)	-	-	1.0	0	0	0	0	0	0	0.77	21
3/19	#1 OLE MISS (L, 2-15)	-	-	0.2	5	5	5	0	1	3	4.38	19
3/22	vs. South Alabama (W, 13-12)	W	-	2.2	1	1	0	1	3	0	3.60	50
3/25	at Texas A&M (W, 6-5 [10])	S	-	1.0	0	0	0	0	3	0	3.38	14
3/27	at Texas A&M (W, 13-9)	-	-	1.0	2	1	1	0	2	0	3.71	23
3/31	at #12 LSU (W, 6-5)	S	-	1.2	2	1	1	0	2	0	3.86	30
4/2	at #12 LSU (W, 6-4)	S	-	2.2	1	1	1	0	3	1	3.80	36
4/8	#12 VANDERBILT (W, 5-1)	S	-	2.0	0	0	0	1	4	0	3.47	37
4/14	at Mississippi State (L, 6-7)	L	-	1.1	0	2	1	4	2	0	3.65	42
4/16	at Mississippi State (W, 3-2)	S	-	1.0	1	0	0	1	1	0	3.51	12
4/19	ALABAMA STATE (W, 6-5 [10])	W	-	2.0	1	0	0	0	5	0	3.25	29
4/22	SOUTH CAROLINA (W, 6-3)	S	-	1.2	0	0	0	0	4	0	3.07	27
4/23	SOUTH CAROLINA (W, 8-6)	S	-	1.0	0	0	0	0	2	0	2.97	12
4/24	SOUTH CAROLINA (W, 2-0)	S	-	1.0	1	0	0	0	1	0	2.87	11
4/29	at #1 Tennessee (L, 4-17)	-	-	0.0	2	2	2	0	0	1	3.45	12
5/10	at Troy (W, 11-4)	-	-	1.1	0	0	0	0	2	0	3.31	17
5/13	ALABAMA (W, 3-2)	S	-	1.0	1	0	0	0	2	0	3.21	18
5/17	at Samford (W, 8-4)	-	-	1.0	2	2	2	0	2	1	3.63	19
5/20	at Kentucky (W, 6-3)	S	-	2.0	1	0	0	0	1	0	3.44	28
5/25	vs. Kentucky (L, 1-3)	L	-	1.2	4	2	2	0	1	2	3.76	26
6/5	UCLA (W, 11-4)	-	-	2.0	5	2	2	0	3	1	4.02	48

PARKER CARLSON'S CAREER APPEARANCES

Date	Opp (Res.)	DEC	QS	IP	H	R	ER	BB	SO	HR	ERA	NP
2/23	TROY (W, 13-1)	-	-	1.0	0	0	0	0	1	0	0.00	8
2/26	YALE-G2 (L, 4-5 [10])	-	-	1.0	2	1	1	0	1	1	4.50	17
3/6	RHODE ISLAND (W, 14-1)	W	-	3.0	2	1	1	1	4	1	3.60	40
3/13	MIDDLE TENNESSEE-G1 (W, 10-7)	-	-	0.2	3	3	3	0	2	1	7.94	24
3/29	JAX STATE (L, 2-5)	L	-	1.2	1	2	2	2	2	0	8.59	34

KONNER COPELAND'S CAREER APPEARANCES

Date	Opp (Res.)	DEC	QS	IP	H	R	ER	BB	SO	HR	ERA	NP
1/22	vs. Seminole State (L, 6-7)	-	-	3.0	2	0	0	1	2	0	0.00	--
1/30	vs. Coastal Alabama - Br (W, 4-0)	S	-	1.0	0	0	0	0	0	0	0.00	--
2/8	LURLLEN B. WALLACE (L, 2-3)	-	-	2.0	0	0	0	2	5	0	0.00	--
2/21	at Delgado (L, 1-2)	-	-	4.2	1	0	0	1	8	0	0.00	--
2/27	*COASTAL ALABAMA - BM (W, 11-0)	W	X	6.0	2	0	0	2	7	0	0.00	--
3/6	*DELGADO (W, 2-1)	W	X	6.0	4	1	1	1	8	1	0.40	--
3/20	*at Chipola (W, 15-5)	W	-	3.1	11	4	3	0	6	0	1.38	--
4/3	*TALLAHASSEE (W, 9-0)	W	X	7.0	1	0	0	1	8	0	1.09	--
4/11	*GULF COAST STATE (W, 5-3)	W	X	6.0	4	3	2	2	9	0	1.38	--
4/23	*at Gulf Coast State (W, 10-2)	W	X	6.0	9	2	1	2	9	0	1.40	--
4/30	*at NW Florida State (W, 4-0)	W	X	7.0	3	0	0	2	12	0	1.21	--
5/6	*vs. Miami Dade (L, 5-9)	L	-	5.0	6	4	4	2	7	0	1.74	--

2022 - SOPHOMORE YEAR

Date	Opp (Res.)	DEC	QS	IP	H	R	ER	BB	SO	HR	ERA	NP
3/1	*ALABAMA STATE (W, 13-7)	-	-	2.1	5	1	0	2	1	0	0.00	52
4/1	at #12 LSU (L, 2-9)	-	-	0.1	0	0	0	0	0	0	0.00	1
4/15	at Mississippi State (L, 5-9)	-	-	0.1	0	0	0	0	1	0	0.00	3
4/20	*KENNESAW STATE (W, 14-1)	W	-	4.0	2	0	0	1	8	0	0.00	68
4/26	at Jax State (W, 8-4)	W	-	1.1	3	2	2	1	1	0	2.16	25
4/30	at #1 Tennessee (W, 8-6)	W	-	2.0	3	1	1	0	2	1	2.61	41
5/6	#3 ARKANSAS (L, 8-11)	-	-	1.1	2	4	2	1	2	1	5.40	32
5/10	at Troy (W, 11-4)	-	-	0.2	1	0	0	0	1	0	5.11	12
6/3	SOUTHEASTERN (W, 19-7)	-	-	2.2	4	3	0	2	4	0	4.20	56

TYLER DRABICK'S CAREER APPEARANCES

Date	Opp (Res.)	DEC	QS	IP	H	R	ER	BB	SO	HR	ERA	NP
3/1	ALABAMA STATE (W, 13-7)	W	-	2.1	1	1	1	2	5	0	3.86	46
3/5	RHODE ISLAND-G1 (W, 16-0)	-	-	0.1	0	0	0	1	1	0	3.38	13
3/13	MIDDLE TENNESSEE-G1 (W, 10-7)	-	-	0.1	0	0	0	0	0	0	3.00	3
3/18	#1 OLE MISS (W, 19-5)	-	-	1.0	1	0	0	1	2	0	2.25	22
3/22	vs. South Alabama (W, 13-12)	-	-	0.2	1	2	2	1	0	0	5.79	10
3/29	JAX STATE (L, 2-5)	-	-	1.1	2	0	0	2	0	0	4.50	28
4/9	#12 VANDERBILT (L, 4-19)	-	-	1.0	5	4	4	0	3	2	9.00	33
5/10	at Troy (W, 11-4)	-	-	0.1	1	1	1	0	0	1	9.82	8

5/10	at Troy (W, 11-4)	-	-	1.1	0	0	0	1	1	0	11.57	20
5/21	at Kentucky (L, 3-6)	-	-	0.1	0	0	0	0	1	0	10.80	5
6/3	SOUTHEASTERN (W, 19-7)	-	-	1.1	0	0	0	1	0	0	8.53	16

JOSEPH GONZALEZ'S CAREER APPEARANCES

2021 - FRESHMAN YEAR												
Date	Opp (Res.)	DEC	QS	IP	H	R	ER	BB	SO	HR	ERA	NP
2/20	PRESBYTERIAN (W, 6-1)	-	-	1.0	2	0	0	0	1	0	0.00	12
2/24	ALABAMA A&M (W, 33-0)	-	-	1.0	0	0	0	0	2	0	0.00	11
2/26	vs. #25 Oklahoma (L, 3-4 [10])	-	-	1.1	4	1	1	0	0	0	2.70	25
3/9	*at UAB (W, 6-5)	-	-	5.0	1	1	1	0	7	0	2.16	60
3/14	LITTLE ROCK (L, 6-12)	-	-	0.2	2	1	1	0	0	0	3.00	12
3/16	at Lipscomb (W, 9-7)	-	-	1.1	1	0	0	0	1	0	2.61	17
3/19	at #4 Ole Miss (L, 0-1)	L	-	1.0	1	1	1	0	0	1	3.18	16
3/27	*KENTUCKY (L, 4-6)	L	-	4.0	8	5	5	2	4	0	5.28	71
4/3	*at #1 Arkansas (L, 5-6 [10])	-	-	5.0	2	2	2	5	1	0	4.87	86
4/11	*#4 MISSISSIPPI STATE (L, 10-19)	L	-	0.2	7	9	9	1	9	0	8.57	44
4/17	*at Alabama (L, 9-10)	-	-	1.1	4	3	3	0	0	0	9.27	29
4/21	JAX STATE (W, 8-7 [10])	-	-	3.1	3	0	0	0	3	0	8.06	55
4/25	#10 FLORIDA (W, 10-8 [7])	W	-	2.2	3	2	2	1	0	0	7.94	43
4/30	at #20 Georgia (W, 10-6 [14])	-	-	1.0	2	0	0	0	0	0	7.67	16
5/1	at #20 Georgia (W, 9-7)	-	-	2.2	3	2	2	0	3	1	7.59	29
5/7	LSU (L, 6-9)	-	-	3.1	3	1	1	0	4	0	7.13	51
5/12	at Samford (L, 1-6)	-	-	1.0	0	0	0	1	1	0	6.94	12
5/14	TEXAS A&M (W, 5-4)	-	-	1.0	0	0	0	0	0	0	6.75	9
5/16	TEXAS A&M (W, 8-5)	W	-	3.2	3	2	1	0	3	0	6.37	40
5/22	at Missouri (L, 6-7)	-	-	1.0	2	0	0	0	0	0	6.21	14
5/25	vs. #11 Ole Miss (L, 4-7)	-	-	0.1	0	0	0	0	0	0	6.17	3

2022 - SOPHOMORE YEAR

Date	Opp (Res.)	DEC	QS	IP	H	R	ER	BB	SO	HR	ERA	NP
2/19	*vs. #12 Texas Tech (W, 2-1)	W	-	5.0	3	0	0	3	5	0	0.00	81
2/26	*YALE (W, 4-3)	-	-	3.0	7	3	3	0	2	0	3.38	47
3/5	*RHODE ISLAND-G1 (W, 16-0)	W	X	6.2	5	0	0	1	8	0	1.84	89
3/13	*MIDDLE TENNESSEE-G1 (W, 10-7)	-	-	1.0	0	0	0	1	0	0	1.72	12
3/29	JAX STATE (L, 2-5)	-	-	1.2	0	0	0	0	0	0	1.56	13
4/2	*at #12 LSU (W, 6-4)	W	X	6.0	9	3	3	2	1	0	2.31	92
4/10	*#12 VANDERBILT (W, 8-2)	W	X	9.0	8	2	1	0	8	0	1.95	104
4/16	*at Mississippi State (W, 3-2)	W	X	8.0	7	2	2	0	6	2	2.01	110
4/24	*SOUTH CAROLINA (W, 2-0)	W	X	7.0	7	0	0	0	4	0	1.71	89
5/1	*at #1 Tennessee (L, 3-5)	L	-	7.1	7	5	5	1	2	2	2.30	91
5/7	*#3 ARKANSAS (L, 4-7)	L	-	2.2	9	5	5	0	0	1	2.98	53
5/21	*at Kentucky (L, 3-6)	-	-	5.0	3	0	0	2	3	0	2.74	79
6/4	*FLORIDA STATE (W, 21-7)	W	X	6.0	4	3	3	3	4	0	2.90	96

CADE GRANZOW'S CAREER APPEARANCES

2022 - FRESHMAN YEAR												
Date	Opp (Res.)	DEC	QS	IP	H	R	ER	BB	SO	HR	ERA	NP
2/20	vs. Kansas State (W, 12-1)	-	-	1.0	1	0	0	0	1	0	0.00	16
2/26	YALE-G2 (L, 4-5 [10])	-	-	0.2	1	0	0	1	1	0	0.00	18
3/2	UAB (W, 16-1)	-	-	1.0	1	0	0	0	0	0	0.00	9
3/5	RHODE ISLAND-G2 (W, 12-0)	-	-	1.0	0	0	0	0	2	0	0.00	14
3/22	vs. South Alabama (W, 13-12)	-	-	1.2	2	1	1	0	0	0	1.69	24
4/9	#12 VANDERBILT (L, 4-19)	-	-	1.2	2	1	1	1	0	0	2.57	30
4/15	at Mississippi State (L, 5-9)	-	-	0.1	2	2	2	2	0	1	4.91	16

CAM HILL'S CAREER APPEARANCES

2021 - FRESHMAN YEAR												
Date	Opp (Res.)	DEC	QS	IP	H	R	ER	BB	SO	HR	ERA	NP
2/21	PRESBYTERIAN (W, 2-1 [10])	W	-	1.0	0	0	0	0	2	0	0.00	12
2/28	vs. Texas A&M (W, 6-1)	-	-	1.0	1	1	1	1	2	0	4.50	29
3/7	#18 BOSTON COLLEGE (L, 9-11 [10])	-	-	0.2	4	5	5	0	0	0	20.25	30
3/14	LITTLE ROCK (L, 6-12)	-	-	0.1	3	4	4	1	0	0	30.00	20
3/21	at #4 Ole Miss (L, 11-19)	-	-	0.0	2	3	2	3	0	0	36.00	22
3/27	KENTUCKY (L, 4-6)	-	-	1.0	0	0	0	0	1	0	27.00	10
4/13	at #20 Georgia Tech (W, 7-3)	-	-	0.1	1	1	1	2	1	0	27.00	15
4/21	JAX STATE (W, 8-7 [10])	W	-	1.0	0	0	0	1	0	0	21.94	9
5/12	at Samford (L, 1-6)	-	-	1.0	2	1	1	0	1	0	19.89	23
5/18	NORTH ALABAMA (W, 14-6)	-	-	0.2	1	1	1	3	1	0	19.29	35

2022 - SOPHOMORE YEAR

Date	Opp (Res.)	DEC	QS	IP	H	R	ER	BB	SO	HR	ERA	NP
3/5	RHODE ISLAND-G1 (W, 16-0)	-	-	1.0	0	0	0	0	1	0	0.00	11
4/20	KENNESAW STATE (W, 14-1)	-	-	0.1	0	0	0	0	0	0	0.00	7
4/29	at #1 Tennessee (L, 4-17)	-	-	0.2	4	4	4	1	0	2	18.00	21

CHASE ISBELLS' CAREER APPEARANCES

2020 - FRESHMAN YEAR AT SAMFORD												
Date	Opp (Res.)	DEC	QS	IP	H	R	ER	BB	SO	HR	ERA	NP
2/14	UNC ASHEVILLE (W, 15-1)	-	-	1.0	0	0	0	1	2	0	0.00	-
2/20	at Belmont (L, 4-9)	-	-	1.0	1	2	2	1	0	0	0.00	-
2/23	at Lipscomb (W, 7-3)	-	-	0.1	1	1	1	2	0	0	3.86	18
3/1	NORTHERN KENTUCKY (W, 10-5)	W	-	2.0	1	1	1	2	1	0	4.15	-
3/10	ALABAMA A&M (W, 5-1)	-	-	1.0	0	0	0	0	2	0	3.38	-

2021 - SOPHOMORE YEAR AT SAMFORD

Date	Opp (Res.)	DEC	QS	IP	H	R	ER	BB	SO	HR	ERA	NP
2/19	UT MARTIN (W, 5-3)	-	-	2.0	0	0	0	0	1	0	0.00	-
2/21	UT MARTIN (W, 3-1)	S	-	2.0	0	0	0	0	5	0	0.00	-
2/28	at Florida (L, 9-10)	L	-	1.1	2	1	0	2	2	0	0.00	-
3/3	JACKSONVILLE STATE (W, 10-9)	S	-	2.0	0	0	0	1	2	0	0.00	-
3/7	TOLEDO (W, 16-8)	-	-	1.0	1	1	1	0	3	0	1.08	-
3/9	at Troy (W, 6-5)	S	-	1.0	3	1	1	0	2	0	1.93	25
3/13	at Texas A&M (L, 2-5)	-	-	1.0	1	0	0	0	2	0	1.74	21
3/20	at UNC Greensboro (W, 6-1)	-	-	1.0	0	0	0	1	0	0	1.59	15
3/21	at UNC Greensboro (W, 8-3)	-	-	1.0	0	0	0	0	0	0	1.46	12

3/23	at UAB (W, 5-1)	S	-	1.0	0	0	0	0	3	0	1.35	-
3/26	ETSU (W, 7-3)	-	-	1.0	0	0	0	0	1	0	1.26	-
4/2	VMI (W, 7-6)	W	-	1.0	0	0	0	1	1	0	1.17	-
4/3	VMI (W, 7-6)	S	-	1.0	0	0	0	0	0	0	1.10	-
4/6	TROY (W, 4-3)	W	-	1.0	1	1	1	0	0	1	1.56	-
4/11	THE CITADEL (W, 8-4)	-	-	1.0	1	0	0	0	1	0	1.47	-
4/16	at Western Carolina (W, 8-5)	-	-	1.0	1	2	2	2	0	0	2.33	-
4/20	at Auburn (L, 4-6)	-	-	1.0	0	0	0	0	1	0	2.21	10
4/23	MERCER (W, 10-9)	S	-	1.0	1	0	0	0	1	0	2.11	-
4/24	MERCER (L, 4-5)	-	-	1.0	0	0	0	0	1	0	2.01	-
4/30	at Wofford (W, 9-8)	S	-	1.1	0	0	0	0	2	0	1.90	19
5/1	at Wofford (L, 4-5)	L	-	0.1	4	3	3	2	1	0	3.00	25
5/8	at VMI (W, 18-1)	-	-	1.0	1	0	0	0	3	0	2.88	18
5/12	UNC GREENSBORO (W, 6-1)	-	-	1.0	1	0	0	1	2	0	2.77	-
5/15	AUBURN GREENSBORO (W, 8-4)	-	-	1.0	0	0	0	0	1	0	2.67	-
5/21	at ETSU (W, 7-6)	W	-	3.0	2	0	0	1	6	0	2.40	57
5/27	vs. Mercer (W, 10-8)	W	-	1.0	0	0	0	2	2	0	2.32	22

2022 - JUNIOR YEAR

Date	Opp (Res.)	DEC	QS	IP	H	R	ER	BB	SO	HR	ERA	NP
3/22	vs. South Alabama (W, 13-12)	-	-	1.0	1	0	0	0	1	0	0.00	18
3/26	at Texas A&M (L, 4-5 [11])	L	-	2.1	2	1	1	0	3	0	2.70	45
4/1	at LSU (L, 2-9)	-	-	0.2	3	5	5	2	0	0	13.50	27

2022 AUBURN BASEBALL GAME NOTES

2019 - SOPHOMORE YEAR AT NOTRE DAME

Date	Opp (Res.)	DEC	QS	IP	H	R	ER	BB	SO	HR	ERA	NP
2/15	*at Arizona State (L, 1-10)	L	-	2.2	4	5	1	3	3	0	3.38	74
2/21	*vs. Eastern Michigan (W, 11-3)	W	X	7.0	6	2	2	1	8	0	2.79	107
3/1	*vs. Charleston Southern (W, 7-4)	W	-	8.0	5	4	4	1	6	0	3.57	103
3/9	*at Wake Forest (W, 7-4)	-	-	5.2	8	4	3	2	4	3	3.86	101
3/15	*at Clemson (W, 9-2)	W	X	9.0	7	2	2	3	4	0	3.34	-
3/23	*FLORIDA STATE (L, 1-7)	L	-	6.0	7	5	5	2	4	1	3.99	105
3/29	*at Georgia Tech (W, 9-6)	W	-	5.0	9	6	5	0	6	2	4.57	99
4/5	*VIRGINIA (W, 5-2)	W	X	9.0	9	2	1	1	2	0	3.96	100
4/13	*NORTH CAROLINA (L, 6-13)	L	-	6.0	13	11	8	2	3	5	4.78	112
4/20	*at Pittsburgh (L, 2-4)	L	X	7.0	5	3	2	0	3	0	4.55	90
4/26	*NC STATE (W, 5-4)	-	-	6.0	7	4	3	1	3	2	4.54	100
5/3	*LOUISVILLE (L, 0-2)	L	-	5.1	4	2	2	3	4	0	4.46	107
5/11	*CANISIUS (W, 5-4)	-	X	7.2	4	2	0	1	2	0	4.06	100
5/17	*at Boston College (L, 8-9)	-	-	5.0	9	5	5	0	4	0	4.33	97
5/22	*vs. Georgia Tech (L, 6-12)	L	-	3.0	3	5	4	3	6	0	4.58	85

2020 - JUNIOR YEAR AT NOTRE DAME

Date	Opp (Res.)	DEC	QS	IP	H	R	ER	BB	SO	HR	ERA	NP
2/14	*at UAB (W, 4-2)	W	X	7.0	1	0	0	1	9	0	0.00	89
2/21	*vs. Incarnate Word (W, 12-1)	W	X	6.0	5	1	1	0	5	0	0.69	100
2/28	*at Presbyterian (W, 13-5)	W	-	6.1	7	4	4	1	6	0	2.33	84
3/6	*at North Carolina (W, 8-5)	-	-	4.0	5	2	2	3	2	0	2.70	75

2021 - SENIOR YEAR AT NOTRE DAME

Date	Opp (Res.)	DEC	QS	IP	H	R	ER	BB	SO	HR	ERA	NP
2/27	*at Wake Forest (L, 8-10)	-	-	4.0	4	1	1	3	7	0	2.25	88
3/5	*at Clemson (L, 7-13)	L	-	4.0	6	5	5	2	3	1	6.75	-

2022 - FIFTH YEAR

Date	Opp (Res.)	DEC	QS	IP	H	R	ER	BB	SO	HR	ERA	NP
2/18	*vs. Oklahoma (L, 0-3)	-	-	1.0	1	0	0	1	1	0	0.00	33
2/23	*TROY (W, 13-1)	-	-	3.0	1	1	1	3	1	0	2.25	43
3/6	RHODE ISLAND (W, 14-1)	S	-	3.0	0	0	0	1	5	0	1.29	47
3/13	MIDDLE TENNESSEE-G1 (W, 10-7)	W	-	3.2	4	2	2	2	1	1	2.53	52
3/19	#1 OLE MISS (L, 2-15)	-	-	2.2	5	3	3	0	3	0	4.05	40
3/27	*at Texas A&M (W, 13-9)	-	-	1.0	3	5	5	4	0	0	6.91	38
4/9	#12 VANDERBILT (L, 4-19)	-	-	1.1	2	2	2	2	1	0	7.47	28
4/20	KENNESAW STATE (W, 14-1)	-	-	2.0	0	0	0	0	3	0	6.62	22
4/23	SOUTH CAROLINA (W, 8-6)	-	-	1.0	2	3	2	1	2	0	7.23	24
4/29	at #1 Tennessee (L, 4-17)	-	-	2.1	0	0	0	2	0	0	6.43	35
5/6	#3 ARKANSAS (L, 8-11)	-	-	1.0	1	0	0	0	0	0	6.14	19
5/8	#3 ARKANSAS (L, 4-7)	-	-	0.2	0	1	0	2	1	0	5.96	21
5/14	ALABAMA (W, 6-4)	-	-	4.0	1	0	0	1	4	0	5.06	65
5/20	at Kentucky (L, 1-5)	-	-	2.0	1	1	1	1	1	0	5.02	38

CARSON SKIPPER'S CAREER APPEARANCES

2019 - FRESHMAN YEAR

Date	Opp (Res.)	DEC	QS	IP	H	R	ER	BB	SO	HR	ERA	NP
2/15	GEORGIA SOUTHERN (W, 11-2)	-	-	3.0	3	0	0	1	1	0	0.00	48
2/19	*ALABAMA A&M (W, 10-1)	W	-	4.0	2	1	0	0	8	0	0.00	67
2/24	at UCF (W, 13-9)	W	-	2.0	3	3	3	3	1	1	3.00	58
3/2	*CINCINNATI (W, 9-5)	-	-	3.0	5	4	3	0	4	1	4.50	59
3/6	UT MARTIN (W, 2-0)	-	-	2.1	0	0	0	0	5	0	3.77	31
3/9	*UTSA (W, 8-3)	W	-	4.2	5	0	0	0	5	0	2.84	70
3/17	*#21 TENNESSEE (W, 5-3)	-	-	3.0	3	2	1	1	1	0	2.86	46
3/23	*at #4 Mississippi State (L, 2-15)	L	-	0.2	5	5	4	2	1	0	4.37	35
3/24	at #4 Mississippi State (L, 15-20)	-	-	0.1	2	3	3	1	0	1	5.48	9
3/30	*at South Carolina (W, 7-5)	-	-	1.0	4	3	3	2	1	0	6.38	43
4/5	#9 ARKANSAS (W, 6-3)	-	-	0.2	1	0	0	0	1	0	6.20	8
4/5	#9 ARKANSAS (L, 6-9)	L	-	3.0	3	5	5	3	3	2	7.16	78
4/9	JACKSONVILLE STATE (L, 6-11)	-	-	0.0	0	0	0	2	0	0	7.16	10
4/16	*at #16 Georgia Tech (L, 6-11)	-	-	2.1	1	1	1	4	3	0	6.82	53
4/23	at Jacksonville State (W, 14-2)	-	-	1.0	0	0	0	1	0	0	6.61	17
4/25	at #4 Vanderbilt (L, 6-12)	-	-	1.1	3	2	2	3	1	0	6.89	43
5/7	*UAB (L, 4-6)	L	-	2.1	5	4	4	0	3	0	7.46	48

2020 - SOPHOMORE YEAR

Date	Opp (Res.)	DEC	QS	IP	H	R	ER	BB	SO	HR	ERA	NP
2/15	ILLINOIS-CHICAGO (W, 7-3)	-	-	1.0	0	0	0	0	2	0	0.00	16
2/19	OAKLAND (W, 17-1)	-	-	2.0	2	0	0	0	2	0	0.00	28
2/22	UCF (L, 3-7)	-	-	1.1	1	0	0	0	2	0	0.00	20
2/25	ALABAMA A&M (W, 10-0)	-	-	1.0	0	0	0	0	2	0	0.00	11
2/28	WRIGHT STATE (W, 7-2)	-	-	1.0	0	0	0	1	1	0	0.00	14
3/8	CHICAGO STATE (W, 9-0)	-	-	1.0	0	0	0	1	2	0	0.00	16
3/10	GEORGIA TECH (L, 2-6)	-	-	1.2	2	1	1	1	1	0	1.00	37

2021 - JUNIOR YEAR

Date	Opp (Res.)	DEC	QS	IP	H	R	ER	BB	SO	HR	ERA	NP
2/20	PRESBYTERIAN (W, 6-1)	-	-	1.0	1	0	0	0	1	0	0.00	9
2/24	ALABAMA A&M (W, 33-0)	-	-	1.0	1	0	0	0	0	0	0.00	8
2/26	vs. #25 Oklahoma (L, 3-4 [10])	-	-	2.0	1	0	0	1	3	0	0.00	39
2/28	vs. Texas A&M (W, 6-1)	-	-	1.0	0	0	0	0	1	0	0.00	15
3/7	#18 BOSTON COLLEGE (L, 9-11 [10])	-	-	0.2	0	0	0	0	1	0	0.00	13
4/1	at #1 Arkansas (W, 2-1)	-	-	1.0	1	0	0	0	0	0	0.00	15
4/3	at #1 Arkansas (L, 5-6 [10])	-	-	2.0	2	2	2	1	2	0	2.08	43
4/9	#4 MISSISSIPPI STATE (L, 5-6)	L	-	2.0	1	1	1	1	2	0	2.53	38
4/15	at Alabama (L, 7-8 [10])	L	-	1.0	3	1	1	0	2	0	3.09	26
4/17	at Alabama (L, 9-10)	-	-	0.2	4	3	3	0	1	2	5.11	18
4/20	SAMFORD (W, 6-4)	-	-	1.0	1	0	0	0	2	0	4.72	18
4/25	#10 FLORIDA (W, 10-8 [7])	-	-	1.2	2	2	0	0	2	0	4.20	41
4/30	at #20 Georgia (W, 10-6 [14])	-	-	3.0	4	1	1	0	0	1	4.00	32
5/6	LSU (L, 3-8)	-	-	0.1	0	3	3	3	1	0	5.40	25
5/8	LSU (W, 2-1)	W	-	2.1	0	0	0	1	4	0	4.79	38
5/14	TEXAS A&M (W, 5-4)	W	-	3.0	2	1	1	0	4	1	4.56	50

5/16	TEXAS A&M (W, 8-5)	S	-	1.1	1	0	0	0	3	0	4.32	17
5/21	at Missouri (W, 3-0)	S	-	1.0	2	0	0	1	1	0	4.15	26
5/25	vs. #11 Ole Miss (L, 4-7)	-	-	3.2	3	2	2	1	6	1	4.25	68

2022 - SENIOR YEAR

Date	Opp (Res.)	DEC	QS	IP	H	R	ER	BB	SO	HR	ERA	NP
2/19	vs. #12 Texas Tech (W, 2-1)	-	-	1.0	0	0	0	1	1	0	0.00	17
2/26	YALE-G1 (W, 4-3)	-	-	3.0	1	0	0	2	4	0	0.00	57
3/4	RHODE ISLAND (W, 7-2)	W	-	4.0	3	0	0	0	4	0	0.00	60
3/11	MIDDLE TENNESSEE (L, 8-10)	-	-	5.2	6	3	2	0	4	1	1.32	71
3/17	#1 OLE MISS (L, 6-13)	-	-	2.2	4	5	1	0	3	1	1.65	51
3/25	at Texas A&M (W, 6-5 [10])	-	-	3.0	4	4	4	2	0	1	3.26	58
3/27	at Texas A&M (W, 13-9)	-	-	2.0	1	0	0	0	3	0	2.95	24
3/31	at LSU (W, 6-5)	W	-	3.1	4	2	2	1	3	1	3.28	49
4/2	at LSU (W, 6-4)	-	-	0.1	1	0	0	0	1	0	3.24	10
4/8	#12 VANDERBILT (W, 5-1)	W	-	2.2	1	1	1	0	2	0	3.25	31
4/14	at Mississippi State (L, 6-7)	-	-	3.0	2	2	2	0	3	2	3.52	46
4/19	ALABAMA STATE (W, 6-5 [10])	-	-	2.0	1	0	0	0	3	0	3.31	25
4/22	SOUTH CAROLINA (W, 6-3)	-	-	1.1	1	0	0	0	2	0	3.18	26
4/23	SOUTH CAROLINA (W, 8-6)	-	-	1.0	0	0	0					

SUPERLATIVES AND MISCELLANEOUS NOTES

STARTS BY POSITION

STARTING PITCHER

Trace Bright	15	8-7
Mason Barnett	12	9-3
Joseph Gonzalez	12	9-3
Hayden Mullins	8	6-2
Jordan Armstrong	6	4-2
Tommy Sheehan	3	2-1
Konner Copeland	2	2-0
Carson Skipper	1	0-1

CATCHER

Nate LaRue	33	21-12
Jake Wyandt	14	12-2
Ryan Dyal	12	7-5

FIRST BASE

Sonny DiChiara	54	37-17
Cam Hill	5	3-2

SECOND BASE

Cole Foster	46	33-13
Garrett Farquhar	12	7-5
Brooks Carlson	1	0-1

THIRD BASE

Blake Rambusch	55	38-17
Garrett Farquhar	4	2-2

SHORTSTOP

Brody Moore	58	39-19
Garrett Farquhar	1	1-0

LEFT FIELD

Mike Bello	17	13-4
Ryan Dyal	11	8-3
Brooks Carlson	9	5-4
Mason Land	9	5-4
Bryson Ware	6	5-1
Brayton Brown	3	2-1
Josh Hall	3	2-1
Bobby Peirce	1	0-1

CENTER FIELD

Kason Howell	59	40-19
--------------	----	-------

RIGHT FIELD

Bobby Peirce	31	21-10
Bryson Ware	17	13-4
Mike Bello	4	2-2
Blake Rambusch	4	2-2
Josh Hall	3	2-1

DESIGNATED HITTER

Brooks Carlson	30	21-9
Cam Hill	21	13-8
Ryan Dyal	4	4-0
Nate LaRue	3	2-1
Sonny DiChiara	1	0-1

2022 AUBURN & OPPONENT HIGHS

TEAM BATTING

	AUBURN	OPPONENT
Runs in a game	21, vs. FSU (6/4)	19, Vandy (4/9)
Runs in an inning	11, vs. SLU [1st] (6/3)	9, Vandy [4th] (4/9)
Most Hits in a game	20, vs. SLU (6/3)	23, Vandy (4/9)
Fewest Hits in a game	3, two times	1, Rhode Island (G2 - 3/5)
Hits in an inning	8, vs. SLU [1st] (6/3)	9, Tennessee [7th] (4/29)
2B in a game	5, two times	10, Vandy (4/9)
3B in a game	2, vs. FSU (6/4)	1, Yale (G1 - 2/26)
HR in a game	7, vs. SLU (6/3)	6, Tennessee (4/29)
SB in a game	3, at Tennessee (4/30)	6, Yale (G1 - 2/26)
LOB in a game	17, two times	14, two times
K in a game	17, vs. K-State (2/20)	19, Yale (2/25)
BB in a game	17, vs. FSU (6/4)	9, two times

TEAM PITCHING

	AUBURN	OPPONENT
K in a game	19, vs. Yale (2/25)	17, K-State (2/20)
BB in a game	9, two times	12, two times
Pitchers used	9, vs. S. Alabama (3/22)	10, UAB (3/2)
Total Quality Starts	9	3

TEAM FIELDING

	AUBURN	OPPONENT
Errors in a game	5, vs. Ole Miss (3/17)	5, Alabama State (3/1)
DP turned in a game	3, three times	2, six times

IND. BATTING

	AUBURN	OPPONENT
Hits in a game	5, Moore vs. FSU (6/4)	5, Bulger [Vandy] (4/9)
Runs in a game	5, DiChiara vs. FSU (6/4)	4, two times
2B in a game	3, Howell vs. FSU (6/4)	3, Keegan [Vandy] (4/9)
3B in a game	1, 10 times	1, Swank [Yale] (G1 - 2/26)
HR in a game	3, Foster vs. SLU (6/3)	2, five times
RBI in a game	9, Foster vs. SLU (6/3)	6, Russell [UT] (4/29)
XBH in a game	4, Foster vs. SLU (6/3)	3, four times
SB in a game	2, Rambusch, three times	3, Swank [Yale] (G1 - 2/26)
BB in a game	4, two times	4, Sanders [MTSU] (G2 - 3/13)
HBP in a game	2, four times	2, three times
K in a game	4, four times	4, six times
Hitting Streak	17, Rambusch (3/5-4/1)	3, 29 times
Consec. G w/HR	4, DiChiara (5/21-6/4)	2, three times

IND. PITCHING

	AUBURN	OPPONENT
K by a starter	11, Armstrong vs. Yale (2/25)	12, Johnson [MSU] (4/15)
K by a reliever	6, two times	6, three times
BB by a starter	6, Mullins vs. Vandy (4/8)	5, two times
BB by a reliever	4, two times	6, Capell [Yale] (G2 - 2/26)
IP by a starter	9.0, Gonzalez vs. Vandy (4/10)	7.0, two times
IP by a reliever	5.2, Skipper vs. MTSU (3/11)	5.0, Gilreath [USC] (4/22)

MISCELLANEOUS

	AUBURN
Biggest comeback win	6, vs. S. Alabama (3/22)
Biggest blown lead loss	5, vs. Arkansas (5/6)
Largest margin of victory	16, vs. Rhode Island (G1 - 3/5)
Largest margin of defeat	15, vs. Vandy (4/9)
Longest game, Time	4:09, vs. S. Alabama (3/22)
Longest game, Time (9 inn)	4:09, vs. S. Alabama (3/22)
Shortest game, Time (9 inn)	2:16, at Tennessee (5/1)
Longest game, Innings	11, at Texas A&M (3/26)
Largest crowd, Home	4,096, 10 times
Largest crowd, Road	12,346, at MSU (4/15)
Largest crowd, Neutral	10,515, vs. Texas Tech (2/19)

STARTS BY ORDER

LEADOFF

Blake Rambusch	56	38-18
Brody Moore	3	2-1

2ND SPOT

Kason Howell	44	29-15
Sonny DiChiara	6	3-3
Brody Moore	6	5-1
Cole Foster	3	3-0

3RD SPOT

Sonny DiChiara	47	34-13
Ryan Dyal	4	1-3
Bobby Peirce	3	1-2
Blake Rambusch	3	2-1
Cam Hill	2	2-0

CLEANUP

Brooks Carlson	23	16-7
Bobby Peirce	14	9-5
Ryan Dyal	9	7-2
Cam Hill	8	6-2
Brody Moore	3	2-1
Sonny DiChiara	2	0-2

5TH SPOT

Brody Moore	20	12-8
Brooks Carlson	10	7-3
Cam Hill	9	5-4
Bryson Ware	8	5-3
Nate LaRue	4	3-1
Cole Foster	3	3-0
Ryan Dyal	2	2-0
Kason Howell	2	2-0
Bobby Peirce	1	1-0

6TH SPOT

Brody Moore	14	11-3
Kason Howell	8	4-4
Bryson Ware	7	5-2
Brooks Carlson	6	3-3
Cole Foster	6	5-1
Bobby Peirce	6	4-2
Mike Bello	5	3-2
Ryan Dyal	4	3-1
Cam Hill	2	1-1
Garrett Farquhar	1	1-0

7TH SPOT

Brody Moore	12	7-5
Cole Foster	8	5-3
Nate LaRue	6	4-2
Mason Land	6	4-2
Bobby Peirce	5	4-1
Bryson Ware	5	5-0
Cam Hill	4	2-2
Kason Howell	4	4-0
Ryan Dyal	3	3-0
Garrett Farquhar	3	1-2
Mike Bello	1	1-0
Brayton Brown	1	0-1
Brooks Carlson	1	0-1

8TH SPOT

Nate LaRue	24	14-10
Cole Foster	15	10-5
Ryan Dyal	4	2-2
Garrett Farquhar	4	3-1
Mike Bello	3	3-0
Bryson Ware	3	3-0
Brayton Brown	2	2-0
Cam Hill	1	0-1
Kason Howell	1	1-0
Mason Land	1	1-0
Bobby Peirce	1	1-0

9TH SPOT

Jake Wyandt	14	12-2
Mike Bello	12	8-4
Cole Foster	11	7-4
Garrett Farquhar	9	5-4
Josh Hall	6	4-2
Bobby Peirce	2	1-1
Nate LaRue	2	2-0
Mason Land	2	0-2
Ryan Dyal	1	1-0

PITCHING NOTES

2022 BULLPEN BY NUMBERS

Total App.....	203
Saves/Opp.....	17/20
IR/IRS.....	148/58
BA Against.....	.255
ERA.....	4.83

SAVES/OPP

Chase Allsup.....	2/2
Jordan Armstrong.....	1/1
Blake Burkhalter.....	13/14
Parker Carlson.....	0/1
Hayden Mullins.....	0/1
Tommy Sheehan.....	1/1

INHERITED RUNNERS/SCORED

Chase Allsup.....	16/6
John Armstrong.....	27/14
Jordan Armstrong.....	3/3
Mason Barnett.....	3/3
Ben Bosse.....	4/0
Blake Burkhalter.....	16/3
Konner Copeland.....	9/4
Tyler Drabick.....	6/2
Brooks Fuller.....	6/1
Joseph Gonzalez.....	2/1
Cade Granzow.....	6/4
Cam Hill.....	2/1
Chase Isbell.....	5/1
Nate LaRue.....	2/1
Tommy Sheehan.....	9/3
Carson Skipper.....	16/4
Carson Swilling.....	16/7

1ST BATTER FACED/RETIRED

Chase Allsup.....	21/12
John Armstrong.....	16/12
Jordan Armstrong.....	7/5
Mason Barnett.....	5/2
Ben Bosse.....	7/4
Trace Bright.....	1/1
Blake Burkhalter.....	27/20
Parker Carlson.....	5/5
Konner Copeland.....	7/5
Tyler Drabick.....	7/3
Brooks Fuller.....	8/3
Joseph Gonzalez.....	1/1
Cade Granzow.....	6/4
Cam Hill.....	3/1
Chase Isbell.....	11/6
Nate LaRue.....	5/1
Hayden Mullins.....	3/1
Tommy Sheehan.....	10/7
Carson Skipper.....	22/16
Carson Swilling.....	20/13
Garrett Wade.....	4/2

RELIEF ERA

Joseph Gonzalez.....	0.00
Nate LaRue.....	1.69
Chase Allsup.....	2.57
John Armstrong.....	2.76
Mason Barnett.....	3.38
Trace Bright.....	3.38
Tommy Sheehan.....	3.80
Ben Bosse.....	3.86
Blake Burkhalter.....	4.02
Cade Granzow.....	4.91
Carson Skipper.....	5.04
Jordan Armstrong.....	5.40
Carson Swilling.....	5.86
Chase Isbell.....	6.28
Konner Copeland.....	7.27
Hayden Mullins.....	8.31
Brooks Fuller.....	8.53
Parker Carlson.....	8.59
Tyler Drabick.....	9.82
Garrett Wade.....	10.80
Cam Hill.....	18.00

2022 Auburn Baseball
Team Game-by-Game for Auburn (as of Jun 07, 2022)
Pitching (All games)

Date	Opponent	ip	h	r	er	bb	so	2b	3b	hr	wp	bk	hbp	dp	ibb	score	w-l	sv	era
Feb 18	vs Oklahoma	8.0	4	3	3	5	7	1	0	1	1	0	3	2	0	0-3	0-1	0	3.38
Feb 19	vs Texas Tech	9.0	3	1	1	7	8	0	0	0	1	0	1	1	0	2-1	1-1	1	2.12
Feb 20	vs Kansas State	9.0	3	1	0	3	10	0	0	0	0	0	1	0	0	12-1	2-1	1	1.38
Feb 23	TROY	9.0	5	1	1	4	7	0	0	0	1	0	0	0	0	13-1	3-1	1	1.29
Feb 25	YALE	9.0	4	0	0	3	19	0	0	0	2	0	1	1	0	9-0	4-1	1	1.02
Feb 26	YALE	9.0	9	3	3	3	8	2	1	0	1	0	0	0	0	4-3	5-1	1	1.36
Feb 26	YALE	10.0	8	5	5	9	12	2	0	1	4	0	0	0	0	4-5	5-2	1	1.86
Mar 01	ALABAMA STATE	9.0	13	7	6	8	12	3	0	0	3	0	1	1	0	13-7	6-2	1	2.38
Mar 02	UAB	9.0	3	1	1	2	11	1	0	0	0	0	1	1	0	16-1	7-2	1	2.22
Mar 04	RHODE ISLAND	9.0	8	2	2	2	11	2	0	1	0	0	0	0	0	7-2	8-2	2	2.20
Mar 05	RHODE ISLAND	9.0	5	0	0	2	11	0	0	0	0	0	2	1	0	16-0	9-2	2	2.00
Mar 05	RHODE ISLAND	7.0	1	0	0	0	10	0	0	0	1	0	0	1	0	12-0	10-2	2	1.87
Mar 06	RHODE ISLAND	9.0	3	1	1	4	14	0	0	1	0	0	1	0	0	14-1	11-2	3	1.80
Mar 09	vs Tennessee Tech	9.0	10	3	2	3	14	3	0	0	1	0	1	0	0	4-3	12-2	3	1.81
Mar 11	MIDDLE TENNESS	9.0	10	10	6	3	8	3	0	1	1	0	1	0	0	8-10	12-3	3	2.10
Mar 13	MIDDLE TENNESS	9.0	12	7	6	4	8	2	0	3	1	0	1	2	0	10-7	13-3	4	2.35
Mar 13	MIDDLE TENNESS	8.0	8	4	4	5	4	3	0	0	2	0	3	0	3	3-4	13-4	4	2.46
*Mar 17	OLE MISS	9.0	14	13	6	5	13	3	0	3	4	0	1	1	0	6-13	13-5	4	2.66
*Mar 18	OLE MISS	9.0	6	5	3	8	7	1	0	1	2	0	1	0	0	19-5	14-5	4	2.68
*Mar 19	OLE MISS	9.0	19	15	12	2	12	6	0	3	0	1	1	1	0	2-15	14-6	4	3.15
Mar 22	vs South Alabama	9.0	15	12	11	6	9	5	0	0	3	0	3	1	0	13-12	15-6	4	3.53
*Mar 25	at Texas AM	10.0	11	5	5	2	12	2	0	1	2	0	3	1	0	6-5	16-6	5	3.58
*Mar 26	at Texas AM	10.2	11	5	5	3	14	4	0	1	1	0	0	0	0	4-5	16-7	5	3.61
*Mar 27	at Texas AM	9.0	8	9	8	7	9	1	0	1	1	0	1	2	0	13-9	17-7	5	3.80
Mar 29	JACKSONVILLE ST	9.0	6	5	3	4	6	4	0	2	0	0	1	0	0	2-5	17-8	5	3.77
*Mar 31	at LSU	9.0	9	5	5	3	12	1	0	3	0	0	2	1	0	6-5	18-8	6	3.81
*Apr 01	at LSU	8.0	12	9	9	7	8	3	0	1	3	0	0	2	1	2-9	18-9	6	4.02
*Apr 02	at LSU	9.0	11	4	4	2	5	1	0	1	0	0	2	1	0	6-4	19-9	7	4.02
Apr 05	at UAB	9.0	9	4	4	5	11	0	0	2	0	0	1	0	0	6-4	20-9	8	4.02
*Apr 08	VANDERBILT	9.0	2	1	1	7	15	1	0	0	1	0	1	1	0	5-1	21-9	9	3.92
*Apr 09	VANDERBILT	9.0	23	19	19	6	8	10	0	4	0	0	1	0	1	4-19	21-10	9	4.41
*Apr 10	VANDERBILT	9.0	8	2	1	0	8	2	0	0	1	0	0	1	0	8-2	22-10	9	4.30
Apr 12	SAMFORD	9.0	4	1	1	5	17	0	0	0	2	0	1	1	0	4-1	23-10	10	4.20
*Apr 14	at Mississippi State	8.1	6	7	6	9	9	0	0	2	1	0	0	1	2	6-7	23-11	10	4.26
*Apr 15	at Mississippi State	8.0	14	9	9	5	11	3	0	2	2	0	3	0	0	5-9	23-12	10	4.41
*Apr 16	at Mississippi State	9.0	8	2	2	1	7	1	0	2	0	0	0	0	0	3-2	24-12	11	4.35
Apr 19	ALABAMA STATE	10.0	5	5	3	6	16	1	0	0	2	0	0	1	0	6-5	25-12	11	4.30
Apr 20	KENNESAW STAT	9.0	4	1	0	2	14	0	0	0	0	1	0	0	0	14-1	26-12	11	4.18
*Apr 22	SOUTH CAROLINA	9.0	4	3	2	2	12	0	0	1	0	0	2	1	0	6-3	27-12	12	4.13
*Apr 23	SOUTH CAROLINA	9.0	9	6	5	3	9	1	0	1	0	0	1	3	0	8-6	28-12	13	4.15
*Apr 24	SOUTH CAROLINA	9.0	8	0	0	0	6	0	0	0	0	0	0	2	0	2-0	29-12	14	4.05
Apr 26	at Jacksonville Stat	9.0	10	4	4	5	15	3	0	2	0	0	1	0	0	8-4	30-12	14	4.05
*Apr 29	at Tennessee	8.0	19	17	16	4	5	4	0	6	0	0	0	1	0	4-17	30-13	14	4.34
*Apr 30	at Tennessee	9.0	10	6	5	3	11	1	0	1	3	0	0	0	0	8-6	31-13	14	4.35
*May 01	at Tennessee	8.0	8	5	5	1	3	1	0	2	1	0	0	1	0	3-5	31-14	14	4.38
*May 06	ARKANSAS	9.0	13	11	11	6	6	3	0	3	1	0	1	0	0	8-11	31-15	14	4.52
*May 07	ARKANSAS	9.0	3	3	3	6	8	1	0	0	0	0	3	1	0	5-3	32-15	14	4.49
*May 08	ARKANSAS	9.0	13	7	6	6	9	5	0	1	0	0	2	0	0	4-7	32-16	14	4.52
May 10	at Troy	9.0	5	4	4	3	7	0	0	1	2	0	4	0	0	11-4	33-16	14	4.51
*May 13	ALABAMA	9.0	7	2	2	3	9	1	0	1	0	0	0	3	0	3-2	34-16	15	4.46
*May 14	ALABAMA	9.0	6	4	4	3	8	0	0	1	1	0	1	1	0	6-4	35-16	16	4.45
May 17	vs Samford	9.0	11	4	4	5	12	1	0	1	0	0	2	1	0	8-4	36-16	16	4.44
*May 20	at Kentucky	8.0	9	5	5	4	11	3	0	0	1	0	0	0	0	1-5	36-17	16	4.46
*May 20	at Kentucky	9.0	8	3	2	0	8	2	0	2	0	0	0	1	0	6-3	37-17	17	4.42
*May 21	at Kentucky	8.0	9	6	6	5	6	2	0	0	0	2	0	0	0	3-6	37-18	17	4.45
May 25	vs Kentucky	9.0	8	3	3	3	13	3	0	2	2	0	1	1	0	1-3	37-19	17	4.43
Jun 03	SOUTHEASTERN L	9.0	10	7	4	5	14	4	0	1	0	0	1	2	0	19-7	38-19	17	4.42
Jun 04	FLORIDA STATE	9.0	9	7	7	6	5	1	0	2	0	0	0	2	0	2-1	39-19	17	4.47
Jun 05	UCLA	9.0	8	4	4	4	15	1	0	1	1	0	0	0	0	11-4	40-19	17	4.46
Totals		525.0	501	298	260	239	589	108	1	64	58	4	54	49	4	433-298	40-19	17	4.46

AUBURN STARTING PITCHER BREAKDOWN

Starter	GS	Quality Starts	Run Support	RS/Start	Auburn Record
Bright	15	3	62	4.1	8-7
Gonzalez	12	6	58	4.8	9-3
Barnett	12	0	40	3.3	9-3
Mullins	8	0	21	2.6	6-2
Armstrong	6	0	19	3.2	4-2
Sheehan	3	0	7	2.3	2-1
Copeland	2	0	15	7.5	2-0
Skipper	1	0	0	0.0	0-1

Auburn Overall Rankings

Category	Rank	No.
ERA	4.46	6th
Opp BA	.253	7th
Hits Allowed	501	10th
Walks	239	9th
Strikeouts	589	8th

Auburn SEC-Only Rankings

Category	Rank	No.
ERA	5.85	10th
Opp BA	.286	13th
Hits Allowed	288	9th
Walks	113	5th
Strikeouts	261	11th

AUBURN PITCHING BREAKDOWN

	W-L	ERA	IP	H	R	ER	BB	K	HR	AVG	W-L	ERA	IP	H	R	ER	BB	K	HR	AVG
STARTERS	17-9	4.04	249.1	236	122	112	111	269	20	.250	HOME	25-9	3.90	305.0	270					

HITTING NOTES

2022 MULTI-HIT GAMES

	2	3	4	5+	Total
Blake Rambusch	16	8	2	-	26
Sonny DiChiara	11	8	1	-	20
Brody Moore	17	2	-	1	20
Kason Howell	10	8	1	-	19
Brooks Carlson	9	3	-	-	12
Bobby Peirce	7	3	-	-	10
Nate LaRue	7	1	-	-	8
Cole Foster	5	2	1	-	8
Cam Hill	6	1	-	-	7
Ryan Dyal	6	-	-	-	6
Bryson Ware	4	2	-	-	6
Mike Bello	2	2	-	-	4
Garrett Farquhar	3	-	-	-	3
Jake Wyandt	2	-	-	-	2
Josh Hall	1	-	-	-	1
Mason Land	1	-	-	-	1

CAREER AUBURN MULTI-HIT GAMES

	2	3	4	5+	Total
Kason Howell	36	16	1	-	53
Brody Moore	33	7	2	1	43
Blake Rambusch	16	8	2	-	26
Sonny DiChiara	11	8	1	-	20
Cam Hill	13	4	-	-	17
Bryson Ware	11	4	-	-	15
Brooks Carlson	9	3	-	-	12
Garrett Farquhar	9	1	-	-	10
Bobby Peirce	7	3	-	-	10
Nate LaRue	8	1	-	-	9
Cole Foster	6	2	1	-	9
Ryan Dyal	7	-	-	-	7
Josh Hall	5	1	-	-	6
Mike Bello	2	2	-	-	4
Jake Wyandt	2	-	-	-	2
Brayton Brown	1	-	-	-	1
Mason Land	1	-	-	-	1

2022 MULTI-RBI GAMES

	2	3	4	5+	Total
Sonny DiChiara	8	3	3	1	15
Nate LaRue	8	1	-	1	10
Kason Howell	8	1	-	-	9
Brooks Carlson	4	3	1	-	8
Cole Foster	5	1	1	1	8
Blake Rambusch	5	2	1	-	8
Ryan Dyal	3	3	1	-	7
Bobby Peirce	4	2	-	-	6
Brody Moore	1	3	1	1	6
Bryson Ware	3	-	2	-	5
Garrett Farquhar	4	-	-	-	4
Cam Hill	4	-	-	-	4
Jake Wyandt	1	1	1	-	3
Mike Bello	3	-	-	-	3
Brayton Brown	1	-	-	-	1
Josh Hall	1	-	-	-	1

CAREER AUBURN MULTI-RBI GAMES

	2	3	4	5+	Total
Kason Howell	11	7	-	1	19
Brody Moore	11	3	1	2	17
Sonny DiChiara	8	3	3	1	15
Nate LaRue	9	1	-	1	11
Bryson Ware	7	-	2	2	11
Cam Hill	6	3	1	-	10
Ryan Dyal	5	3	1	-	9
Brooks Carlson	4	3	1	-	8
Cole Foster	5	1	1	1	8
Blake Rambusch	5	2	1	-	8
Garrett Farquhar	5	1	1	-	7
Bobby Peirce	5	2	-	-	7
Brayton Brown	2	2	-	-	4
Josh Hall	2	1	-	-	3
Jake Wyandt	1	1	1	-	3
Mike Bello	3	-	-	-	3

CAREER AUBURN STARTS

	Career	Consec.
Kason Howell	183	107
Brody Moore	125	50
Bryson Ware	60	-
Blake Rambusch	59	59
Cam Hill	56	-
Sonny DiChiara	55	43
Cole Foster	50	3
Ryan Dyal	49	-
Nate LaRue	49	5
Brooks Carlson	40	23
Bobby Peirce	34	18
Garrett Farquhar	32	-
Mike Bello	21	3
Josh Hall	16	-
Brayton Brown	14	-
Jake Wyandt	14	-
Mason Land	9	-

TEAM NOTES

Auburn Overall SEC Rankings			Auburn SEC-Only Rankings		
Category	Rank	No.	Category	Rank	No.
Avg.	.292	3rd	Avg.	.267	7th
Hits	600	4th	Hits	268	9th
2B	115	T-4th	2B	46	T-8th
HR	70	10th	HR	36	12th
BB	290	T-6th	BB	126	7th

2022 AUBURN HOME RUNS

No.	Player (#)	Opponent (Date)	On	Outs	Inn.	Pitcher
1	Ware (1)	Troy (2/23)	3	2	1	Fletcher (R)
2	DiChiara (1)	Troy (2/23)	2	1	2	Pettys (L)
3	DiChiara (2)	Yale (2/25)	1	1	1	Kipp (R)
4	DiChiara (3)	Yale (C1 - 2/26)	0	2	5	Walsh (R)
5	Howell (1)	Yale (C1 - 2/26)	0	0	9	Easterly (L)
6	Rambusch (1)	Yale (C2 - 2/26)	0	0	8	Capell (R)
7	Foster (1)	Alabama State (3/1)	2	1	2	A. Melendez (L)
8	DiChiara (4)	Alabama State (3/1)	0	0	7	O. Melendez (L)
9	DiChiara (5)	Rhode Island (3/4)	1	1	3	Twitcheil (R)
10	Rambusch (2)	Rhode Island (C1 - 3/5)	0	0	1	Picone (R)
11	Dyal (1)	Rhode Island (C1 - 3/5)	1	2	4	Diaz (R)
12	Wyandt (1)	Rhode Island (3/6)	2	2	2	Levesque (L)
13	Carlson (1)	Rhode Island (3/6)	1	0	5	Brutti (R)
14	Dyal (2)	Rhode Island (3/6)	3	1	6	Morrison (R)
15	Farquhar (1)	Rhode Island (3/6)	1	2	7	Morrison (R)
16	Dyal (3)	Middle Tennessee (3/11)	1	1	1	Keenan (R)
17	Moore (1)	Middle Tennessee (3/11)	2	2	9	Wigginton (L)
18	DiChiara (6)	Ole Miss (3/17)	1	1	1	Gaddis (L)
19	Dyal (4)	Ole Miss (3/17)	0	1	6	DeLucia (R)
20	DiChiara (7)	Ole Miss (3/18)	1	2	4	Nichols (R)
21	Howell (2)	Ole Miss (3/18)	2	1	7	McDaniel (R)
22	Farquhar (2)	South Alabama (3/22)	0	1	5	Runyan (L)
23	Foster (2)	Texas A&M (3/26)	0	0	2	Dallas (R)
24	Bello (1)	Texas A&M (3/26)	0	0	2	Dallas (R)
25	LaRue (1)	Texas A&M (3/27)	1	2	2	Prager (L)
26	Foster (3)	Texas A&M (3/27)	1	2	5	Hector (R)
27	Moore (2)	LSU (3/31)	2	2	5	Money (R)
28	DiChiara (8)	LSU (4/2)	1	1	5	Fontenot (R)
29	Foster (4)	Vanderbilt (4/8)	0	0	2	McElvain (R)
30	Carlson (2)	Vanderbilt (4/8)	2	1	5	McElvain (R)
31	DiChiara (9)	Vanderbilt (4/9)	0	2	1	Holtan (R)
32	LaRue (2)	Vanderbilt (4/9)	1	2	4	Holtan (R)
33	DiChiara (10)	Vanderbilt (4/10)	2	1	2	Reilly (L)
34	DiChiara (11)	Vanderbilt (4/10)	0	2	6	Owen (L)
35	Peirce (1)	Samford (4/12)	0	0	8	Watkins (L)
36	LaRue (3)	Miss. State (4/14)	0	1	3	Smith (R)
37	Foster (5)	Miss. State (4/14)	0	1	8	Kohn (L)
38	Moore (3)	Kennesaw St. (4/20)	0	2	3	Stills (R)
39	Carlson (3)	Kennesaw St. (4/20)	1	2	4	Cain (R)
40	LaRue (4)	South Carolina (4/22)	1	2	2	Thomas (R)
41	Peirce (2)	South Carolina (4/22)	0	0	7	Gilreath (L)
42	DiChiara (12)	South Carolina (4/22)	1	0	8	Weins (R)
43	Foster (6)	South Carolina (4/23)	0	0	8	Becker (L)
44	Rambusch (3)	Tennessee (4/29)	2	2	6	Mabrey (L)
45	DiChiara (13)	Tennessee (4/30)	1	0	5	Sewell (R)
46	Peirce (3)	Tennessee (4/30)	2	2	9	Walsh (L)
47	Peirce (4)	Tennessee (5/1)	0	0	5	Beam (R)
48	Carlson (4)	Arkansas (5/6)	0	0	4	Noland (R)
49	Moore (4)	Arkansas (5/6)	0	2	5	Ramage (R)
50	Carlson (5)	Arkansas (5/7)	0	0	2	Smith (L)
51	DiChiara (14)	Arkansas (5/7)	0	0	3	Smith (L)
52	Rambusch (4)	Arkansas (5/7)	0	1	7	Vermillion (R)
53	Peirce (5)	Arkansas (5/8)	1	2	1	Wiggins (R)
54	DiChiara (15)	Arkansas (5/8)	0	0	3	Wiggins (R)
55	DiChiara (16)	Troy (5/10)	2	1	3	Witcher (R)
56	Peirce (6)	Alabama (5/14)	0	0	4	McNairy (R)
57	Peirce (7)	Kentucky (5/21)	0	0	7	Guilfoil (R)
58	DiChiara (17)	Kentucky (5/21)	0	0	9	Guilfoil (R)
59	DiChiara (18)	Kentucky (5/25)	0	0	8	Harper (R)
60	Foster (7)	Southeastern (6/3)	1	0	1	Guth (L)
61	Peirce (8)	Southeastern (6/3)	1	0	1	Guth (L)
62	Foster (8)	Southeastern (6/3)	3	1	1	Dugas (R)
63	DiChiara (19)	Southeastern (6/3)	0	1	1	Dugas (R)
64	LaRue (5)	Southeastern (6/3)	0	2	2	Dugas (R)
65	Foster (9)	Southeastern (6/3)	2	1	4	Dugas (R)
66	LaRue (6)	Southeastern (6/3)	0	0	6	Lauve (R)
67	Carlson (6)	Florida State (6/4)	1	1	3	Hubbart (L)
68	DiChiara (20)	Florida State (6/4)	0	1	9	Simmons (R)
69	Hill (1)	Florida State (6/4)	1	1	9	Simmons (R)
70	Moore (5)	UCLA (6/5)	0	0	5	Jewett (R)

AUBURN CAREER HOME RUN BREAKDOWN

	1R	2R	3R	GS	Career	Home	Road	Last
Bello	1	--	--	--	1	--	1	3/26/22
Carlson	2	3	1	--	6	6	--	6/4/22
DiChiara	9	8	3	--	20	15	5	6/4/22
Dyal	3	3	--	1	7	6	1	3/17/22
Farquhar	1	1	--	--	2	1	1	3/22/22
Foster	4	2	2	1	9	6	3	6/3/22
Hill	2	3	--	1	6	6	--	6/4/22
Howell	4	3	2	--	9	3	6	3/18/22
LaRue	5	3	--	--	8	6	2	6/3/22
Moore	3	1	2	--	7	5	2	6/5/22
Peirce	5	2	1	--	8	5	3	6/3/22
Rambusch	3	--	1	--	4	3	1	5/7/22
Ware	2	4	--	1	7	5	2	2/23/22
Wyandt	--	--	1	--	1	1	--	3/6/22

AUBURN HITTING STREAKS

	Current	'22	Career
Mike Bello	3	6	6
Luke Burk	-	1	1
Brooks Carlson	3	11	11
Sonny DiChiara	5	8	8
Ryan Dyal	-	4	4
Garrett Farquhar	-	6	6
Cole Foster	4	6	6
Josh Hall	2	3	4
Cam Hill	2	8	8
Kason Howell	-	9	9
Mason Land	-	7	7
Nate LaRue	1	4	4
Brody Moore	4	9	9
Brody Moss	1	1	1
Bobby Peirce	-	11	11
Blake Rambusch	4	17	17
Bryson Ware	1	4	6
Jake Wyandt	-	7	7

AUBURN REACHED BASE STREAKS

	Current	'22	Career
Mike Bello	3	8	8
Luke Burk	-	1	1
Brooks Carlson	18	18	18
Ryan Dyal	-	15	15
Sonny DiChiara	8	46	46
Garrett Farquhar	-	7	7
Cole Foster	5	11	11
Josh Hall	2	3	5
Cam Hill	2	7	8
Kason Howell	4	23	23
Mason Land	-	7	7
Nate LaRue	3	4	7
Brody Moore	4	18	18
Brody Moss	1	1	1
Bobby Peirce	12	12	12
Blake Rambusch	5	42	42
Bryson Ware	1	8	8
Jake Wyandt	-	7	7

BUNT HITS

Player	No.
Josh Hall	3
Brody Moore	3
Blake Rambusch	2
Mike Bello	1
Cole Foster	1
TOTAL	10

SAC BUNTS

Player	No.
Kason Howell	3
Mason Land	3
Blake Rambusch	2
Mike Bello	1
Brayton Brown	1
Ryan Dyal	1
Cole Foster	1
Nate LaRue	1
Brody Moore	1
Jake Wyandt	1
TOTAL	15

SAC FLIES

Player	No.
Nate LaRue	6
Blake Rambusch	4
Cole Foster	4
Kason Howell	3
Brody Moore	3
Sonny DiChiara	2
Ryan Dyal	2
Mike Bello	2
Brooks Carlson	1
Cam Hill	1
Brody Moss	1
Bobby Peirce	1
Bryson Ware	1
Jake Wyandt	1
TOTAL	32

OUTFIELD ASSISTS

Player	No.

AUBURN 2022 GAME-BY-GAME STARTING LINEUPS

DATE	OPP	1	2	3	4	5	6	7	8	9	SP
2/18	vs. Oklahoma	Rambusch	Howell	Dyal	DiChiara	Moore	Ware	Hill	Foster	Farquhar	Sheehan
2/19	vs. Texas Tech	Rambusch	Moore	DiChiara	Dyal	Howell	Ware	Foster	Farquhar	Wyandt	Gonzalez
2/20	vs. Kansas State	Rambusch	Moore	DiChiara	Dyal	LaRue	Howell	Foster	Brown	Hall	Bright
2/23	Troy	Rambusch	Howell	DiChiara	Dyal	Moore	Ware	Foster	Brown	Wyandt	Sheehan
2/25	Yale	Rambusch	Moore	DiChiara	Dyal	LaRue	Ware	Foster	Howell	Hall	Armstrong
2/26	Yale - G1	Rambusch	Moore	DiChiara	Dyal	Ware	Foster	Howell	Farquhar	Wyandt	Gonzalez
2/26	Yale - G2	Rambusch	Moore	DiChiara	Dyal	LaRue	Howell	Brown	Foster	Hall	Bright
3/1	Alabama State	Rambusch	Moore	DiChiara	Dyal	Howell	Ware	Hill	Foster	Wyandt	Copeland
3/2	UAB	Rambusch	Howell	DiChiara	Hill	Foster	Farquhar	Ware	Dyal	Wyandt	Barnett
3/4	Rhode Island	Rambusch	Howell	DiChiara	Hill	Moore	Ware	Dyal	Foster	Hall	Armstrong
3/5	Rhode Island - G1	Rambusch	Howell	DiChiara	Carlson	Ware	Dyal	Moore	Foster	Wyandt	Gonzalez
3/5	Rhode Island - G2	Rambusch	Howell	DiChiara	Hill	Ware	Moore	Dyal	Foster	Wyandt	Bright
3/6	Rhode Island	Rambusch	Howell	Hill	Carlson	Moore	Dyal	Ware	Foster	Wyandt	Mullins
3/8	vs. Tennessee Tech	Rambusch	Howell	Hill	Carlson	Moore	Dyal	Ware	Foster	Wyandt	Barnett
3/11	Middle Tennessee	Rambusch	Howell	Dyal	Carlson	Ware	Hill	Moore	Foster	Hall	Armstrong
3/13	Middle Tennessee - G1	Rambusch	Howell	Dyal	Carlson	Ware	Hill	Moore	Foster	Wyandt	Gonzalez
3/13	Middle Tennessee - G2	Rambusch	Howell	Dyal	DiChiara	Ware	Moore	Farquhar	Hill	Wyandt	Bright
3/17	Ole Miss*	Rambusch	Howell	DiChiara	Carlson	Hill	Ware	Moore	Dyal	Wyandt	Barnett
3/18	Ole Miss*	Rambusch	Howell	DiChiara	Dyal	Ware	Moore	Hill	Farquhar	Bello	Mullins
3/19	Ole Miss*	Rambusch	Howell	DiChiara	Dyal	Ware	Moore	Carlson	Farquhar	Bello	Bright
3/22	vs. South Alabama	Rambusch	Howell	DiChiara	Carlson	Dyal	Moore	Ware	Bello	Farquhar	Barnett
3/25	at Texas A&M*	Rambusch	Howell	DiChiara	Carlson	Dyal	Moore	LaRue	Bello	Farquhar	Mullins
3/26	at Texas A&M*	Rambusch	Howell	DiChiara	Hill	Moore	Dyal	LaRue	Foster	Bello	Bright
3/27	at Texas A&M*	Rambusch	Howell	DiChiara	Carlson	Moore	Bello	Ware	LaRue	Foster	Sheehan
3/29	Jacksonville State	Rambusch	Howell	DiChiara	Hill	Moore	Bello	Foster	Dyal	Land	Armstrong
3/31	at LSU*	Rambusch	Howell	DiChiara	Hill	Moore	Bello	LaRue	Foster	Hall	Mullins
4/1	at LSU*	Rambusch	Howell	DiChiara	Moore	Carlson	Bello	LaRue	Foster	Peirce	Bright
4/2	at LSU*	Rambusch	Howell	DiChiara	Moore	Foster	Bello	LaRue	Dyal	Peirce	Gonzalez
4/5	at UAB	Rambusch	Howell	DiChiara	Moore	Foster	Carlson	Bello	Peirce	LaRue	Barnett
4/8	Vanderbilt*	Rambusch	Howell	DiChiara	Carlson	Moore	Foster	Peirce	LaRue	Bello	Mullins
4/9	Vanderbilt*	Rambusch	Howell	DiChiara	Carlson	Moore	Foster	Peirce	LaRue	Farquhar	Bright
4/10	Vanderbilt*	Rambusch	Howell	DiChiara	Carlson	Moore	Foster	Peirce	LaRue	Bello	Gonzalez
4/12	Samford	Rambusch	Howell	DiChiara	Hill	Moore	Foster	Peirce	Bello	Wyandt	Barnett
4/14	at Mississippi State*	Rambusch	Howell	DiChiara	Carlson	Moore	Peirce	Foster	LaRue	Bello	Mullins
4/15	at Mississippi State*	Rambusch	Howell	DiChiara	Carlson	Moore	Peirce	Foster	LaRue	Bello	Bright
4/16	at Mississippi State*	Rambusch	Howell	DiChiara	Hill	Moore	Foster	Peirce	LaRue	Bello	Gonzalez
4/19	Alabama State	Rambusch	Howell	DiChiara	Carlson	Moore	Peirce	Dyal	Ware	Farquhar	Barnett
4/20	Kennesaw State	Rambusch	Howell	DiChiara	Carlson	Hill	Peirce	Moore	Foster	Dyal	Copeland
4/22	South Carolina*	Rambusch	Howell	DiChiara	Carlson	Hill	Perice	Moore	Foster	LaRue	Mullins
4/23	South Carolina*	Rambusch	Howell	DiChiara	Carlson	Peirce	Moore	LaRue	Ware	Foster	Bright
4/24	South Carolina*	Rambusch	Howell	DiChiara	Carlson	Hill	Moore	Foster	LaRue	Bello	Gonzalez
4/26	at Jacksonville State	Rambusch	Howell	DiChiara	Carlson	Hill	Peirce	Moore	LaRue	Foster	Barnett
4/29	at Tennessee*	Rambusch	Howell	DiChiara	Peirce	Hill	Carlson	Moore	LaRue	Foster	Mullins
4/30	at Tennessee*	Rambusch	Howell	DiChiara	Peirce	Hill	Carlson	Moore	LaRue	Foster	Bright
5/1	at Tennessee*	Rambusch	Howell	DiChiara	Peirce	Hill	Carlson	Moore	LaRue	Foster	Gonzalez
5/6	Arkansas*	Rambusch	Howell	DiChiara	Peirce	Hill	Carlson	Moore	LaRue	Foster	Barnett
5/7	Arkansas*	Rambusch	Howell	DiChiara	Peirce	LaRue	Carlson	Moore	Ware	Foster	Bright
5/8	Arkansas*	Rambusch	Howell	DiChiara	Peirce	Carlson	Moore	Hill	LaRue	Foster	Gonzalez
5/10	at Troy	Rambusch	Howell	DiChiara	Peirce	Carlson	Moore	Land	LaRue	Foster	Armstrong
5/13	Alabama*	Rambusch	Howell	DiChiara	Peirce	Carlson	Moore	Land	LaRue	Foster	Barnett
5/14	Alabama*	Moore	DiChiara	Rambusch	Peirce	Carlson	Howell	Land	LaRue	Farquhar	Bright
5/17	at Samford	Moore	DiChiara	Rambusch	Peirce	Carlson	Howell	Land	LaRue	Farquhar	Armstrong
5/20	at Kentucky*	Moore	DiChiara	Rambusch	Peirce	Carlson	Howell	Land	LaRue	Farquhar	Barnett
5/20	at Kentucky*	Rambusch	DiChiara	Peirce	Carlson	Moore	Howell	Farquhar	Land	Wyandt	Bright
5/21	at Kentucky*	Rambusch	DiChiara	Peirce	Carlson	Moore	Howell	Farquhar	LaRue	Land	Gonzalez
5/25	vs. Kentucky^	Rambusch	DiChiara	Peirce	Carlson	Moore	Howell	Land	LaRue	Farquhar	Skipper
6/3	Southeastern#	Rambusch	Foster	DiChiara	Peirce	Carlson	Moore	Howell	LaRue	Bello	Bright
6/4	Florida State#	Rambusch	Foster	DiChiara	Peirce	Carlson	Moore	Howell	LaRue	Bello	Gonzalez
6/5	UCLA#	Rambusch	Foster	DiChiara	Peirce	Carlson	Moore	Howell	LaRue	Bello	Barnett

* - SEC Game
 ^ - SEC Tournament
 # - Auburn Regional

AUBURN 2022 GAME-BY-GAME STARTERS

DATE	OPP	SP	C	1B	2B	3B	SS	LF	CF	RF	DH
2/18	vs. Oklahoma	Sheehan	Dyal	DiChiara	Foster	Farquhar	Moore	Ware	Howell	Rambusch	Hill
2/19	vs. Texas Tech	Gonzalez	Wyandt	DiChiara	Foster	Farquhar	Moore	Ware	Howell	Rambusch	Dyal
2/20	vs. Kansas State	Bright	Dyal	DiChiara	Foster	Rambusch	Moore	Brown	Howell	Hall	LaRue
2/23	Troy	Sheehan	Wyandt	DiChiara	Foster	Rambusch	Moore	Brown	Howell	Ware	Dyal
2/25	Yale	Armstrong	Dyal	DiChiara	Foster	Rambusch	Moore	Hall	Howell	Ware	LaRue
2/26	Yale - G1	Gonzalez	Wyandt	DiChiara	Foster	Farquhar	Moore	Ware	Howell	Rambusch	Dyal
2/26	Yale - G2	Bright	Dyal	DiChiara	Foster	Rambusch	Moore	Brown	Howell	Hall	LaRue
3/1	Alabama State	Copeland	Wyandt	DiChiara	Foster	Rambusch	Moore	Dyal	Howell	Ware	Hill
3/2	UAB	Barnett	Wyandt	DiChiara	Foster	Rambusch	Farquhar	Dyal	Howell	Ware	Hill
3/4	Rhode Island	Armstrong	Dyal	DiChiara	Foster	Rambusch	Moore	Hall	Howell	Ware	Hill
3/5	Rhode Island - G1	Gonzalez	Wyandt	DiChiara	Foster	Rambusch	Moore	Dyal	Howell	Ware	Carlson
3/5	Rhode Island - G2	Bright	Wyandt	DiChiara	Foster	Rambusch	Moore	Dyal	Howell	Ware	Hill
3/6	Rhode Island	Mullins	Wyandt	Hill	Foster	Rambusch	Moore	Dyal	Howell	Ware	Carlson
3/8	vs. Tennessee Tech	Barnett	Wyandt	Hill	Foster	Rambusch	Moore	Dyal	Howell	Ware	Carlson
3/11	Middle Tennessee	Armstrong	Dyal	Hill	Foster	Rambusch	Moore	Hall	Howell	Ware	Carlson
3/13	Middle Tennessee - G1	Gonzalez	Wyandt	Hill	Foster	Rambusch	Moore	Dyal	Howell	Ware	Carlson
3/13	Middle Tennessee - G2	Bright	Wyandt	Hill	Farquhar	Rambusch	Moore	Dyal	Howell	Ware	DiChiara
3/17	Ole Miss*	Barnett	Wyandt	DiChiara	Carlson	Rambusch	Moore	Dyal	Howell	Ware	Hill
3/18	Ole Miss*	Mullins	Dyal	DiChiara	Farquhar	Rambusch	Moore	Bello	Howell	Ware	Hill
3/19	Ole Miss*	Bright	Dyal	DiChiara	Farquhar	Rambusch	Moore	Bello	Howell	Ware	Carlson
3/22	vs. South Alabama	Barnett	Dyal	DiChiara	Farquhar	Rambusch	Moore	Bello	Howell	Ware	Carlson
3/25	at Texas A&M*	Mullins	LaRue	DiChiara	Farquhar	Rambusch	Moore	Dyal	Howell	Bello	Carlson
3/26	at Texas A&M*	Bright	LaRue	DiChiara	Foster	Rambusch	Moore	Dyal	Howell	Bello	Hill
3/27	at Texas A&M*	Sheehan	LaRue	DiChiara	Foster	Rambusch	Moore	Bello	Howell	Ware	Carlson
3/29	Jacksonville State	Armstrong	Dyal	DiChiara	Foster	Rambusch	Moore	Land	Howell	Bello	Hill
3/31	at LSU*	Mullins	LaRue	DiChiara	Foster	Rambusch	Moore	Bello	Howell	Hall	Hill
4/1	at LSU*	Bright	LaRue	DiChiara	Foster	Rambusch	Moore	Bello	Howell	Peirce	Carlson
4/2	at LSU*	Gonzalez	LaRue	DiChiara	Foster	Rambusch	Moore	Bello	Howell	Peirce	Dyal
4/5	at UAB	Barnett	LaRue	DiChiara	Foster	Rambusch	Moore	Bello	Howell	Peirce	Carlson
4/8	Vanderbilt*	Mullins	LaRue	DiChiara	Foster	Rambusch	Moore	Bello	Howell	Peirce	Carlson
4/9	Vanderbilt*	Bright	LaRue	DiChiara	Foster	Farquhar	Moore	Peirce	Howell	Rambusch	Carlson
4/10	Vanderbilt*	Gonzalez	LaRue	DiChiara	Foster	Rambusch	Moore	Bello	Howell	Peirce	Carlson
4/12	Samford	Barnett	Wyandt	DiChiara	Foster	Rambusch	Moore	Bello	Howell	Peirce	Hill
4/14	at Mississippi State*	Mullins	LaRue	DiChiara	Foster	Rambusch	Moore	Bello	Howell	Peirce	Carlson
4/15	at Mississippi State*	Bright	LaRue	DiChiara	Foster	Rambusch	Moore	Bello	Howell	Peirce	Carlson
4/16	at Mississippi State*	Gonzalez	LaRue	DiChiara	Foster	Rambusch	Moore	Bello	Howell	Peirce	Hill
4/19	Alabama State	Barnett	Dyal	DiChiara	Farquhar	Rambusch	Moore	Ware	Howell	Peirce	Carlson
4/20	Kennesaw State	Copeland	Dyal	DiChiara	Foster	Rambusch	Moore	Carlson	Howell	Peirce	Hill
4/22	South Carolina*	Mullins	LaRue	DiChiara	Foster	Rambusch	Moore	Carlson	Howell	Peirce	Hill
4/23	South Carolina*	Bright	LaRue	DiChiara	Foster	Rambusch	Moore	Ware	Howell	Peirce	Carlson
4/24	South Carolina*	Gonzalez	LaRue	DiChiara	Foster	Rambusch	Moore	Carlson	Howell	Bello	Hill
4/26	at Jacksonville State	Carlson	LaRue	DiChiara	Foster	Rambusch	Moore	Carlson	Howell	Peirce	Hill
4/29	at Tennessee*	Mullins	LaRue	DiChiara	Foster	Rambusch	Moore	Carlson	Howell	Peirce	Hill
4/30	at Tennessee*	Bright	LaRue	DiChiara	Foster	Rambusch	Moore	Carlson	Howell	Peirce	Hill
5/1	at Tennessee*	Gonzalez	LaRue	DiChiara	Foster	Rambusch	Moore	Carlson	Howell	Peirce	Hill
5/6	Arkansas*	Barnett	LaRue	DiChiara	Foster	Rambusch	Moore	Carlson	Howell	Peirce	Hill
5/7	Arkansas*	Bright	LaRue	DiChiara	Foster	Rambusch	Moore	Ware	Howell	Peirce	Carlson
5/8	Arkansas*	Gonzalez	LaRue	DiChiara	Foster	Rambusch	Moore	Carlson	Howell	Peirce	Hill
5/10	at Troy	Armstrong	LaRue	DiChiara	Foster	Rambusch	Moore	Land	Howell	Peirce	Carlson
5/13	Alabama*	Barnett	LaRue	DiChiara	Foster	Rambusch	Moore	Land	Howell	Peirce	Carlson
5/14	Alabama*	Bright	LaRue	DiChiara	Farquhar	Rambusch	Moore	Land	Howell	Peirce	Carlson
5/17	at Samford	Armstrong	LaRue	DiChiara	Farquhar	Rambusch	Moore	Land	Howell	Peirce	Carlson
5/19	at Kentucky*	Barnett	LaRue	DiChiara	Farquhar	Rambusch	Moore	Land	Howell	Peirce	Carlson
5/20	at Kentucky*	Bright	Wyandt	DiChiara	Farquhar	Rambusch	Moore	Land	Howell	Peirce	Carlson
5/21	at Kentucky*	Gonzalez	LaRue	DiChiara	Farquhar	Rambusch	Moore	Land	Howell	Peirce	Carlson
5/25	vs. Kentucky^	Skipper	LaRue	DiChiara	Farquhar	Rambusch	Moore	Land	Howell	Peirce	Carlson
6/3	Southeastern#	Bright	LaRue	DiChiara	Foster	Rambusch	Moore	Bello	Howell	Peirce	Carlson
6/4	Florida State#	Gonzalez	LaRue	DiChiara	Foster	Rambusch	Moore	Bello	Howell	Peirce	Carlson
6/5	UCLA#	Barnett	LaRue	DiChiara	Foster	Rambusch	Moore	Bello	Howell	Peirce	Carlson

* - SEC Game

^ - SEC Tournament

- Auburn Regional

OVERALL STATS



2022 Auburn Baseball
Overall Statistics for Auburn (as of Jun 06, 2022)
(All games Sorted by Batting avg)



Record: 40-19 Home: 25-9 Away: 10-8 Neutral: 5-2 SEC: 16-13

Player	avg	gp-gs	ab	r	h	2b	3b	hr	rbi	tb	slg%	bb	hp	so	gdp	ob%	sf	sh	sb-att	po	a	e	fld%	
17 DiChiara, Sonny	.397	55-55	184	55	73	15	0	20	55	148	.804	66	8	47	4	.565	2	0	0-0	387	19	4	.990	
1 Rambusch, Blake	.353	59-59	241	53	85	12	1	4	37	111	.461	28	15	31	3	.444	4	2	16-21	35	108	5	.966	
19 Carlson, Brooks	.315	47-40	162	35	51	9	0	6	30	78	.481	22	2	42	5	.401	1	0	0-1	8	0	1	.889	
5 Howell, Kason	.297	59-59	232	49	69	19	2	2	35	98	.422	27	12	48	1	.394	3	3	11-13	143	3	2	.986	
27 Peirce, Bobby	.295	42-32	139	28	41	5	4	8	26	78	.561	10	4	37	3	.357	1	0	5-6	62	3	1	.985	
4 Moore, Brody	.291	58-58	234	45	68	10	1	5	34	95	.406	22	2	34	2	.352	3	1	5-7	66	136	4	.981	
16 Hill, Cam	.280	38-26	107	16	30	7	0	1	19	40	.374	13	1	34	1	.361	1	0	0-1	31	1	0	1.000	
7 Foster, Cole	.273	47-46	154	36	42	8	0	9	44	77	.500	26	9	39	2	.399	4	1	1-2	72	113	6	.969	
28 LaRue, Nate	.227	46-36	132	19	30	8	0	6	33	56	.424	13	2	59	0	.294	6	1	2-2	330	32	2	.995	

72 Moss, Brody	.333	6-0	3	0	1	0	0	0	1	1	.333	0	0	1	0	.250	1	0	0-0	0	1	0	1.000	
2 Hall, Josh	.269	18-6	26	5	7	1	0	0	2	8	.308	5	0	10	0	.387	0	0	1-1	7	0	0	1.000	
31 Bello, Mike	.268	37-21	82	16	22	4	0	1	11	29	.354	12	2	18	0	.367	2	1	1-1	34	0	1	.971	
37 Land, Mason	.244	28-9	45	4	11	1	0	0	3	12	.267	4	1	9	0	.320	0	3	0-0	14	4	1	.947	
50 Wyandt, Jake	.233	22-14	43	8	10	1	0	1	12	14	.326	4	2	16	0	.320	1	1	1-1	127	12	3	.979	
11 Farquhar, Garrett	.229	38-17	70	16	16	3	0	2	12	25	.357	7	4	7	2	.333	0	0	0-0	33	41	1	.987	
8 Ware, Bryson	.228	47-23	92	22	21	8	2	1	21	36	.391	13	2	36	1	.333	1	0	4-4	46	3	0	1.000	
6 Dyal, Ryan	.220	31-27	91	23	20	4	0	4	26	36	.396	16	7	31	2	.371	2	1	0-0	137	5	2	.986	
Brown, B.	.167	6-3	12	2	2	0	0	0	3	2	.167	2	2	7	0	.375	0	1	0-0	5	0	0	1.000	
51 Burk, Luke	.125	11-0	8	1	1	0	0	0	0	1	.125	0	0	6	0	.125	0	0	0-0	18	0	0	1.000	
13 Schorr, Ben	.000	2-0	1	0	0	0	0	0	0	0	.000	0	0	0	0	.000	0	0	0-0	1	0	0	1.000	
Totals	.292	59	2058	433	600	115	10	70	404	945	.459	290	75	512	26	.393	32	15	47-60	1575	542	41	.981	
Opponents	.253	59	1982	298	501	108	1	64	273	803	.405	239	54	589	39	.345	24	14	27-44	1523	518	54	.974	

LOB - Team (515), Opp (442). DPs turned - Team (49), Opp (32). CI - Team (2), Dyal, R. 1, LaRue, N. 1, Opp (1). IBB - Team (20), DiChiara, S. 16, Dyal, R. 2, Hill, C. 1, Rambusch, B. 1, Opp (4). Picked off - Rambusch, B. 1.

(All games Sorted by Earned run avg)

Player	era	w-l	app	gs	cg	sho	sv	ip	h	r	er	bb	so	2b	3b	hr	b/avg	wp	hp	bk	sfa	sha		
45 Gonzalez, Joseph	2.90	7-2	13	12	1	0/2	0	68.1	69	23	22	14	42	10	1	5	.265	3	3	1	3	2		
40 Burkhalter, Blake	4.02	4-2	27	0	0	0/1	13	40.1	32	20	18	7	59	3	0	9	.215	2	4	0	1	2		
18 Barnett, Mason	4.13	3-2	17	12	0	0/0	0	56.2	53	27	26	28	74	15	0	5	.248	4	3	0	2	0		
29 Skipper, Carson	4.72	5-3	23	1	0	0/1	0	47.2	46	30	25	11	53	14	0	7	.253	5	3	0	3	1		
21 Bright, Trace	4.80	4-4	16	15	0	0/1	0	75.0	70	45	40	35	84	16	0	7	.246	8	5	0	1	1		

28 LaRue, Nate	1.69	0-0	5	0	0	0/0	0	5.1	7	1	1	3	4	0	0	1	.318	1	0	0	0	0		
46 Allsup, Chase	2.57	1-0	21	0	0	0/1	2	28.0	21	12	8	15	35	5	0	4	.210	5	5	0	3	0		
41 Armstrong, John	2.76	1-0	16	0	0	0/1	0	16.1	15	9	5	9	20	2	0	0	.263	3	0	0	2	1		
20 Mullins, Hayden	3.63	2-1	11	8	0	0/0	0	34.2	23	16	14	25	43	3	0	4	.197	3	9	0	4	3		
34 Bosse, Ben	3.86	0-0	7	0	0	0/2	0	4.2	4	3	2	2	6	0	0	0	.235	3	1	1	0	0		
54 Copeland, Konner	4.20	3-0	9	2	0	0/0	0	15.0	20	11	7	8	19	3	0	3	.328	1	1	0	0	1		
9 Granzow, Cade	4.91	0-0	7	0	0	0/1	0	7.1	9	4	4	4	4	2	0	1	.333	2	1	0	2	0		
47 Sheehan, Tommy	5.02	1-0	14	3	0	0/0	1	28.2	21	18	16	20	23	5	0	1	.206	3	1	0	2	0		
32 Swilling, Carson	5.86	3-2	20	0	0	0/1	0	27.2	29	18	18	13	33	8	0	5	.274	4	4	0	0	0		
52 Armstrong, Jordan	5.93	3-1	14	6	0	0/1	1	30.1	36	22	20	15	40	9	0	4	.288	4	8	1	0	0		
43 Isbell, Chase	6.28	1-1	12	0	0	0/0	0	14.1	16	10	10	11	16	8	0	0	.286	2	2	0	1	0		
14 Fuller, Brooks	8.53	0-0	8	0	0	0/0	0	6.1	8	6	6	7	7	3	0	0	.308	0	1	1	0	1		
23 Carlson, Parker	8.59	1-1	5	0	0	0/0	0	7.1	8	7	7	3	10	1	0	3	.267	2	0	0	0	0		
57 Drabick, Tyler	9.82	1-0	8	0	0	0/1	0	7.1	10	10	8	5	13	1	0	3	.323	2	2	0	0	2		
22 Wade, Garrett	10.80	0-0	4	0	0	0/0	0	1.2	0	2	2	3	3	0	0	0	.000	1	0	0	0	0		
16 Hill, Cam	18.00	0-0	3	0	0	0/1	0	2.0	4	4	4	1	1	0	0	2	.400	0	1	0	0	0		
Totals	4.46	40-19	59	59	1	4/4	17	525.0	501	298	260	239	589	108	1	64	.253	58	54	4	24	14		
Opponents	6.72	19-40	59	59	0	1/1	5	507.2	600	433	379	290	512	115	10	70	.292	70	75	9	32	15		

PB - Team (8), Dyal, R. 3, LaRue, N. 3, Wyandt, J. 2, Opp (14). Pickoffs - Team (4), Wyandt, J. 2, Mullins, H. 1, Allsup, C. 1, Opp (1). SBA/ATT - LaRue, N. (7-18), Dyal, R. (12-13), Wyandt, J. (8-12), Bright, T. (5-7), Barnett, M. (4-5), Allsup, C. (2-5), Skipper, C. (4-5), Gonzalez, J. (3-4), Armstrong (2-4), Armstrong, J (1-2), Swilling, C. (0-2), Granzow, C. (2-2), Burkhalter (1-2), Mullins, H. (0-2), Carlson, P. (1-1), Sheehan, T. (1-1), Copeland, K. (0-1), Fuller, B. (1-1).

SEC STATS



**2022 Auburn Baseball
Conference statistics for Auburn (as of May 24, 2022)
(SEC games only Sorted by Batting avg)**



Record: 16-13 Home: 9-5 Away: 7-8 SEC: 16-13

Player	avg	gp-gs	ab	r	h	2b	3b	hr	rbi	tb	slg%	bb	hp	so	gdp	ob%	sf	sh	sb-att	po	a	e	fld%	
1 Rambusch, Blake	.347	29-29	121	20	42	9	0	2	20	57	.471	13	4	17	1	.424	1	1	10-11	18	60	4	.951	
17 DiChiara, Sonny	.337	29-29	92	22	31	3	0	11	25	67	.728	41	2	32	3	.544	1	0	0-0	218	11	4	.983	
7 Foster, Cole	.309	21-21	68	19	21	3	0	5	14	39	.574	11	2	18	1	.405	3	1	1-1	33	59	4	.958	
27 Peirce, Bobby	.298	24-21	84	15	25	2	2	6	15	49	.583	5	1	20	3	.344	0	0	2-2	41	2	1	.977	
19 Carlson, Brooks	.295	27-24	95	11	28	5	0	3	14	42	.442	12	0	22	4	.374	0	0	0-0	8	0	1	.889	
31 Bello, Mike	.260	18-14	50	12	13	2	0	1	5	18	.360	7	1	12	0	.362	0	1	1-1	19	0	1	.950	
5 Howell, Kason	.244	29-29	123	19	30	7	0	1	14	40	.325	7	3	32	1	.301	0	2	7-8	78	2	1	.988	
4 Moore, Brody	.244	29-29	119	17	29	3	0	2	11	38	.319	7	1	17	1	.287	2	0	2-4	41	71	2	.982	
28 LaRue, Nate	.209	27-25	86	10	18	6	0	4	15	36	.419	7	2	40	0	.281	1	1	1-1	213	23	2	.992	

2 Hall, Josh	.333	5-1	6	2	2	0	0	0	2	2	.333	2	0	2	0	.500	0	0	0-0	4	0	0	1.000	
37 Land, Mason	.261	14-5	23	1	6	0	0	0	2	6	.261	1	1	4	0	.320	0	3	0-0	9	0	1	.900	
50 Wyandt, Jake	.250	5-2	4	0	1	0	0	0	0	1	.250	0	0	2	0	.250	0	1	0-0	17	4	2	.913	
11 Farquhar, Garrett	.207	15-8	29	4	6	1	0	0	4	7	.241	2	2	4	1	.303	0	0	0-0	18	18	0	1.000	
16 Hill, Cam	.189	17-12	53	4	10	3	0	0	4	13	.245	3	0	18	1	.232	0	0	0-0	0	0	0	.000	
6 Dyal, Ryan	.167	9-6	24	3	4	0	0	1	4	7	.292	5	0	10	1	.310	0	1	0-0	27	2	0	1.000	
8 Ware, Bryson	.074	20-6	27	3	2	2	0	0	2	4	.148	3	0	17	1	.167	0	0	0-0	16	2	0	1.000	
51 Burk, Luke	.000	1-0	0	0	0	0	0	0	0	0	.000	0	0	0	0	.000	0	0	0-0	1	0	0	1.000	
72 Moss, Brody	.000	1-0	0	0	0	0	0	0	0	0	.000	0	0	0	0	.000	0	0	0-0	0	0	0	.000	
Totals	.267	29	1004	162	268	46	2	36	151	426	.424	126	19	267	18	.357	8	11	24-28	771	280	29	.973	
Opponents	.286	29	1008	188	288	63	0	44	172	483	.479	113	26	261	25	.367	17	7	7-21	765	262	24	.977	

LOB - Team (241), Opp (213). DPs turned - Team (26), Opp (18). CI - Team (1), LaRue, N. 1. IBB - Team (12), DiChiara, S. 10, Dyal, R. 1, Rambusch, B. 1, Opp (4).

(SEC games only Sorted by Earned run avg)

Player	era	w-l	app	gs	cg	sho	sv	ip	h	r	er	bb	so	2b	3b	hr	b/avg	wp	hp	bk	sfa	sha
45 Gonzalez, Joseph	3.20	4-2	7	7	1	0/1	0	45.0	50	17	16	5	24	8	0	5	.275	2	1	1	2	0
20 Mullins, Hayden	3.29	1-0	7	7	0	0/0	0	27.1	18	12	10	20	35	2	0	3	.196	3	7	0	4	2
21 Bright, Trace	6.50	1-4	10	10	0	0/0	0	44.1	50	36	32	24	50	11	0	6	.278	4	3	0	1	1
18 Barnett, Mason	6.97	0-2	6	4	0	0/0	0	20.2	26	16	16	12	26	8	0	4	.310	3	0	0	1	0
29 Skipper, Carson	7.56	3-3	15	0	0	0/1	0	25.0	29	25	21	6	24	8	0	6	.290	2	3	0	1	1

28 LaRue, Nate	0.00	0-0	1	0	0	0/0	0	1.2	1	0	0	1	0	0	0	0	.167	1	0	0	0	0
14 Fuller, Brooks	0.00	0-0	2	0	0	0/0	0	1.1	2	0	0	1	3	0	0	0	.400	0	0	1	0	1
46 Allsup, Chase	4.50	1-0	10	0	0	0/0	1	12.0	10	9	6	7	7	2	0	2	.238	2	3	0	2	0
40 Burkhalter, Blake	5.50	0-1	14	0	0	0/1	10	18.0	16	12	11	6	28	1	0	5	.242	1	1	0	1	2
41 Armstrong, John	6.00	1-0	5	0	0	0/0	0	6.0	7	5	4	4	9	1	0	0	.318	1	0	0	1	0
32 Swilling, Carson	6.19	3-0	10	0	0	0/0	0	16.0	19	11	11	2	14	6	0	3	.306	2	4	0	0	0
47 Sheehan, Tommy	7.31	0-0	9	1	0	0/0	0	16.0	15	15	13	13	12	4	0	0	.254	1	1	0	2	0
52 Armstrong, Jordan	7.71	1-0	4	0	0	0/0	0	4.2	11	4	4	0	7	3	0	2	.478	1	0	1	0	0
43 Isbell, Chase	8.71	0-1	7	0	0	0/0	0	10.1	15	10	10	5	13	7	0	0	.349	2	2	0	1	0
54 Copeland, Konner	11.25	1-0	4	0	0	0/0	0	4.0	5	5	5	2	4	0	0	3	.333	0	1	0	0	0
9 Granzow, Cade	13.50	0-0	2	0	0	0/0	0	2.0	4	3	3	3	0	2	0	1	.444	0	0	0	1	0
57 Drabick, Tyler	18.00	0-0	2	0	0	0/0	0	2.0	6	4	4	1	5	0	0	2	.500	0	0	0	0	0
16 Hill, Cam	54.00	0-0	1	0	0	0/0	0	0.2	4	4	4	1	0	0	0	2	.667	0	0	0	0	0
Totals	5.85	16-13	29	29	1	1/1	11	257.0	288	188	167	113	261	63	0	44	.286	25	26	3	17	7
Opponents	5.19	13-16	29	29	0	0/0	3	255.0	268	162	147	126	267	46	2	36	.267	23	19	2	8	11

PB - Team (5), LaRue, N. 2, Wyandt, J. 2, Dyal, R. 1, Opp (5). SBA/ATT - LaRue, N. (2-11), Dyal, R. (4-5), Wyandt, J. (1-4), Bright, T. (3-4), Allsup, C. (0-3), Mullins, H. (0-2), Armstrong (0-2), Skipper, C. (1-2), Swilling, C. (0-2), Burkhalter (0-1), Granzow, C. (1-1), Barnett, M. (0-1), Gonzalez, J. (1-1), Fuller, B. (1-1), Copeland, K. (0-1).

AUBURN REGIONAL STATS



**2022 Auburn Baseball
Overall Statistics for Auburn (as of Jun 06, 2022)
(Auburn Regional Sorted by Batting avg)**



Record: 3-0 Home: 3-0 Away: 0-0 SEC: 0-0

Player	avg	gp-gs	ab	r	h	2b	3b	hr	rbi	tb	slg%	bb	hp	so	gdp	ob%	sf	sh	sb-att	po	a	e	fld%	
17 DiChiara, Sonny	.600	3-3	15	8	9	0	0	2	7	15	1.000	4	0	2	0	.684	0	0	0-0	23	2	0	1.000	
4 Moore, Brody	.533	3-3	15	6	8	1	1	1	6	14	.933	3	0	2	0	.611	0	0	0-0	3	10	1	.929	
1 Rambusch, Blake	.444	3-3	9	7	4	1	0	0	1	5	.556	5	3	0	1	.706	0	0	0-0	2	3	0	1.000	
31 Bello, Mike	.417	3-3	12	3	5	1	0	0	3	6	.500	0	1	2	0	.400	2	0	0-0	4	0	0	1.000	
7 Foster, Cole	.400	3-3	15	6	6	3	0	3	12	18	1.200	1	2	3	0	.474	1	0	0-0	5	4	0	1.000	
19 Carlson, Brooks	.385	3-3	13	5	5	2	0	1	5	10	.769	1	0	2	0	.400	1	0	0-1	0	0	0	.000	
5 Howell, Kason	.364	3-3	11	4	4	3	0	0	1	7	.636	5	2	0	0	.611	0	0	0-1	5	0	0	1.000	
28 LaRue, Nate	.300	3-3	10	4	3	1	0	2	6	10	1.000	4	0	5	0	.500	0	0	0-0	30	4	0	1.000	
27 Peirce, Bobby	.143	3-3	14	5	2	0	0	1	3	5	.357	3	1	5	0	.333	0	0	0-0	4	0	0	1.000	

16 Hill, Cam	.667	2-0	3	1	2	0	0	1	3	5	1.667	1	0	1	0	.750	0	0	0-0	0	0	0	.000	
8 Ware, Bryson	.500	3-0	2	1	1	0	1	0	2	3	1.500	1	0	0	0	.667	0	0	0-0	0	0	0	.000	
11 Farquhar, Garrett	.000	2-0	2	1	0	0	0	0	0	0	.000	1	0	0	0	.333	0	0	0-0	0	0	0	.000	
50 Wyandt, Jake	.000	1-0	2	0	0	0	0	0	0	0	.000	0	0	1	0	.000	0	0	0-0	1	1	0	1.000	
6 Dyal, Ryan	.000	1-0	1	0	0	0	0	0	0	0	.000	0	0	1	0	.000	0	0	0-0	2	0	0	1.000	
Totals	.395	3	124	51	49	12	2	11	49	98	.790	29	9	24	1	.524	4	0	0-2	81	28	1	.991	
Opponents	.265	3	102	18	27	6	0	4	18	45	.441	15	1	34	2	.361	1	0	2-3	78	28	7	.938	

LOB - Team (37), Opp (20). DPs turned - Team (4), Opp (3). IBB - Team (2), DiChiara, S. 2.

(Auburn Regional Sorted by Earned run avg)

Player	era	w-l	app	gs	cg	sho	sv	ip	h	r	er	bb	so	2b	3b	hr	b/avg	wp	hp	bk	sfa	sha
18 Barnett, Mason	0.00	1-0	1	1	0	0/0	0	5.1	1	0	0	3	10	1	0	0	.059	0	0	0	0	0
54 Copeland, Konner	0.00	0-0	1	0	0	0/0	0	2.2	4	3	0	2	4	2	0	0	.333	0	0	0	0	0
45 Gonzalez, Joseph	4.50	1-0	1	1	0	0/0	0	6.0	4	3	3	4	3	1	0	0	.211	0	0	0	0	0
21 Bright, Trace	7.20	1-0	1	1	0	0/0	0	5.0	6	4	4	2	10	2	0	1	.300	0	1	0	0	0

14 Fuller, Brooks	0.00	0-0	1	0	0	0/0	0	1.1	0	0	0	1	0	0	0	0	.000	0	0	0	0	0
41 Armstrong, John	4.50	0-0	1	0	0	0/0	0	2.0	3	1	1	1	0	0	0	0	.375	0	0	0	0	0
40 Burkhalter, Blake	9.00	0-0	1	0	0	0/0	0	2.0	5	2	2	0	3	0	0	1	.455	0	0	0	0	0
29 Skipper, Carson	10.80	0-0	1	0	0	0/0	0	1.2	2	2	2	1	2	0	0	0	.333	1	0	0	1	0
32 Swilling, Carson	27.00	0-0	1	0	0	0/0	0	1.0	2	3	3	1	2	0	0	2	.400	0	0	0	0	0
Totals	5.00	3-0	3	3	0	0/0	0	27.0	27	18	15	15	34	6	0	4	.265	1	1	0	1	0
Opponents	15.23	0-3	3	3	0	0/0	0	26.0	49	51	44	29	24	12	2	11	.395	3	9	2	4	0

PB - Team (0), Opp (1). SBA/ATT - LaRue, N. (2-3), Burkhalter (1-1), Gonzalez, J. (0-1), Bright, T. (1-1).

GAME SUMMARY



**2022 Auburn Baseball
Games Summary for Auburn (as of Jun 08, 2022)
(All games)**



Score by innings	1	2	3	4	5	6	7	8	9	EX	Total
Auburn	53	49	61	55	56	45	47	43	21	3	433
Opponents	37	26	18	27	31	46	55	37	18	3	298

Record when ...

Overall	40-19	After 6 leading	29-4
Conference	16-13 trailing	4-11
Non-Conference	24-6 tied	7-4
Home games	25-9	After 7 leading	32-2
Away games	10-8 trailing	4-14
Neutral site	5-2 tied	3-2
Day games	14-11	After 8 leading	35-2
Night games	26-8 trailing	3-14
vs Left starter	10-4 tied	1-2
vs Right starter	30-15		
1-Run games	9-4	Hit 0 home runs	15-7
2-Run games	7-3	... 1 home run	10-4
5+Run games	16-5	... 2+ home runs	15-8
Extra innings	3-3		
Shutouts	4-1	Opponent 0 home runs	18-4
	 1 home run	15-6
Scoring 0-2 runs	2-6 2+ HRs	7-9
..... 3-5 runs	7-9		
..... 6-9 runs	15-4	Made 0 errors	20-5
..... 10+ runs	16-0 1 error	18-12
	 2+ errors	2-2
Opponent 0-2 runs	16-0		
..... 3-5 runs	16-8	Opp. made 0 errors	16-9
..... 6-9 runs	7-5 1 error	13-8
..... 10+ runs	1-6 2+ errors	11-2
Scored in 1st inning	12-6	Out-hit opponent	27-4
Opp. scored in 1st	14-8	Out-hit by opponent	7-14
Scores first	21-6	Hits are tied	6-1
Opp. scores first	19-13		

Record when team scores:

Runs	0	1	2	3	4	5	6	7	8	9	10+
W-L	0-1	0-2	2-3	2-3	3-5	2-1	8-2	1-0	5-2	1-0	16-0

Record when opponent scores:

Runs	0	1	2	3	4	5	6	7	8	9	10+
W-L	4-0	8-0	4-0	5-2	7-1	4-5	2-1	4-2	0-0	1-2	1-6

Record when leading after:

Inn.	1	2	3	4	5	6	7	8
W-L	10-5	20-4	26-5	28-3	33-3	29-4	32-2	35-2

Record when trailing after:

Inn.	1	2	3	4	5	6	7	8
W-L	11-7	11-8	6-10	6-12	3-13	4-11	4-14	3-14

Record when tied after:

Inn.	1	2	3	4	5	6	7	8
W-L	19-7	9-7	8-4	6-4	4-3	7-4	3-2	1-2

Current winning streak: 3

Longest winning streak: 7

Longest losing streak: 2

Home attendance : 123851 (34 dates avg = 3642)

Away attendance : 127138 (24 dates avg = 5297)

Total attendance: 250989 (58 dates avg = 4327)

TV/RADIO ROSTER



1 BLAKE RAMBUSCH



2 JOSH HALL



4 BRODY MOORE




5 KASON HOWELL



6 RYAN DYAL



7 COLE FOSTER



8 BRYSON WARE



9 CADE GRANZOW



11 GARRETT FARQUHAR



13 BEN SCHORR




14 BROOKS FULLER



16 CAM HILL



17 SONNY DICHIARA



18 MASON BARNETT



19 BROOKS CARLSON



20 HAYDEN MULLINS



21 TRACE BRIGHT




22 GARRETT WADE




23 PARKER CARLSON



27 BOBBY PEIRCE



28 NATE LARUE



29 CARSON SKIPPER



31 MIKE BELLO



32 CARSON SWILLING



34 BEN BOSSE



37 MASON LAND



40 BLAKE BURKHALTER




41 JOHN ARMSTRONG



43 CHASE ISBELL



44 GRANT NEWTON



45 JOSEPH GONZALEZ



46 CHASE ALLSUP



47 TOMMY SHEEHAN



50 JAKE WYANDT



51 LUKE BURK



52 JORDAN ARMSTRONG



54 KONNER COPELAND



57 TYLER DRABICK



72 BRODY MOSS



30 BUTCH THOMPSON



35 KARL NONEMAKER



39 GABE GROSS



15 TIM HUDSON