



# 2022 AUBURN BASEBALL

AUBURN ATHLETICS COMMUNICATIONS: 392 SOUTH DONAHUE DRIVE || AUBURN, AL 36849 || AUBURNTIGERS.COM || @AUBURN\_BASEBALL

## 2022 SCHEDULE

Day	Date	Opponent	Time/Result
Fri	Feb. 18	vs. Oklahoma	L, 0-3
Sat	Feb. 19	vs. #12 Texas Tech	W, 2-1
Sun	Feb. 20	vs. Kansas State	W, 12-1
<b>WED FEB. 23</b>		<b>TROY</b>	<b>W, 13-1</b>
<b>FRI FEB. 25</b>		<b>YALE</b>	<b>W, 9-0</b>
<b>SAT FEB. 26</b>		<b>YALE</b>	<b>W, 4-3</b>
<b>SAT FEB. 26</b>		<b>YALE</b>	<b>L, 4-5 (10)</b>
<b>TUE MAR. 1</b>		<b>ALABAMA STATE</b>	<b>W, 13-7</b>
<b>WED MAR. 2</b>		<b>UAB</b>	<b>W, 16-1</b>
<b>FRI MAR. 4</b>		<b>RHODE ISLAND</b>	<b>6 PM</b>
<b>SAT MAR. 5</b>		<b>RHODE ISLAND (DH)</b>	<b>2 PM</b>
<b>SUN MAR. 6</b>		<b>RHODE ISLAND</b>	<b>1 PM</b>
Tue	Mar. 8	vs. Tennessee Tech	6 pm
<b>FRI MAR. 11</b>		<b>MIDDLE TENNESSEE</b>	<b>6 PM</b>
<b>SAT MAR. 12</b>		<b>MIDDLE TENNESSEE</b>	<b>2 PM</b>
<b>SUN MAR. 13</b>		<b>MIDDLE TENNESSEE</b>	<b>1 PM</b>
<b>TUE MAR. 15</b>		<b>KENNESAW STATE</b>	<b>6 PM</b>
<b>THU MAR. 17</b>		<b>#6 OLE MISS</b>	<b>6 PM</b>
<b>FRI MAR. 18</b>		<b>#6 OLE MISS</b>	<b>6 PM</b>
<b>SAT MAR. 19</b>		<b>#6 OLE MISS</b>	<b>2 PM</b>
Tue	Mar. 22	vs. South Alabama	6 pm
Fri	Mar. 25	at Texas A&M	6:30 pm
Sat	Mar. 26	at Texas A&M	2 pm
Sun	Mar. 27	at Texas A&M	1 pm
<b>TUE MAR. 29</b>		<b>JACKSONVILLE STATE</b>	<b>6 PM</b>
Thu	Mar. 31	at #7 LSU	6 pm
Fri	Apr. 1	at #7 LSU	6:30 pm
Sat	Apr. 2	at #7 LSU	1 pm
Tue	Apr. 5	at UAB	6 pm
<b>FRI APR. 8</b>		<b>#2 VANDERBILT</b>	<b>6 PM</b>
<b>SAT APR. 9</b>		<b>#2 VANDERBILT</b>	<b>4 PM</b>
<b>SUN APR. 10</b>		<b>#2 VANDERBILT</b>	<b>1 PM</b>
<b>TUE APR. 12</b>		<b>SAMFORD</b>	<b>6 PM</b>
Thu	Apr. 14	at #3 Miss. State	7 pm
Fri	Apr. 15	at #3 Miss. State	6 pm
Sat	Apr. 16	at #3 Miss. State	1 pm
<b>TUE APR. 19</b>		<b>ALABAMA STATE</b>	<b>6 PM</b>
<b>FRI APR. 22</b>		<b>SOUTH CAROLINA</b>	<b>6 PM</b>
<b>SAT APR. 23</b>		<b>SOUTH CAROLINA</b>	<b>2 PM</b>
<b>SUN APR. 24</b>		<b>SOUTH CAROLINA</b>	<b>1 PM</b>
Tue	Apr. 26	at Jacksonville State	6 pm
Fri	Apr. 29	at #16 Tennessee	6 pm
Sat	Apr. 30	at #16 Tennessee	6 pm
Sun	Apr. 31	at #16 Tennessee	1 pm
<b>FRI MAY 6</b>		<b>#4 ARKANSAS</b>	<b>6 PM</b>
<b>SAT MAY 7</b>		<b>#4 ARKANSAS</b>	<b>4:30 PM</b>
<b>SUN MAY 8</b>		<b>#4 ARKANSAS</b>	<b>1 PM</b>
Tue	May 10	at Troy	6 pm
<b>FRI MAY 13</b>		<b>ALABAMA</b>	<b>7:30 PM</b>
<b>SAT MAY 14</b>		<b>ALABAMA</b>	<b>2 PM</b>
<b>SUN MAY 15</b>		<b>ALABAMA</b>	<b>3 PM</b>
Tue	May 17	at Samford	6 pm
Thu	May 19	at Kentucky	5:30 pm
Fri	May 20	at Kentucky	5:30 pm
Sat	May 21	at Kentucky	1 pm

### POSTSEASON

May 24-29	SEC Tournament	TBA
June 3-6	NCAA Regionals	TBA
June 10-13	NCAA Super Regionals	TBA
June 17-27	College World Series	TBA

Home games in **BOLD CAPS**

All home games at Plainsman Park | All times central

^ SEC Tournament



## GAMES 10-13

AUBURN, ALA. (Samford Stadium-Hitchcock Field at Plainsman Park)



### AUBURN TIGERS (7-2, 0-0 SEC)

Head Coach: Butch Thompson (Birmingham-Southern, 1992)

Career Record: 225-165 (8th season) | Record at Auburn: 186-144 (7th season)

VS.



### RHODE ISLAND RAMS (0-6, 0-0 A10)

Head Coach: Raphael Cerrato (Rhode Island, 1993)

Career Record: 146-142-1 (7th season) | Record at URI: 146-142-1 (7th season)

### » QUICK HITTERS

- Auburn is 5-1 at home and is outscoring opponents 59-17 in six games at Plainsman Park.
- The Tigers turned in a season high in runs (16) and hits (17) Wednesday vs. UAB and have scored 29 runs on 29 hits in two games this week.
- The 16 runs on 17 hits were the most since setting program records in the categories against Alabama A&M a year ago.
- Auburn's pitching staff has allowed 22 runs in the first nine games, marking the fewest since also allowing 22 runs in the first nine games of the 2001 season.
- The Tigers are 74-23 (.763) against non-conference opponents in the regular season since the start of the 2018 season, including 39-12 (.765) on the weekend.
- Bryson Ware has driven in six runs on two occasions in the last six games. He is the first Auburn player to drive in six or more runs twice in a season since Tony Caldwell in 2011.
- The weekend marks the first time Auburn and Rhode Island have played.

## PITCHING MATCHUP

AUBURN		RHODE ISLAND	
<b>FRI</b>   SR RHP <b>Jordan Armstrong</b>	(1-0, 0.00)	vs. 5Y RHP <b>Ryan Twitchell</b>	(0-2, 12.00)
<b>SAT</b>   SO RHP <b>Joseph Gonzalez</b>	(1-0, 3.38)	vs. JR RHP <b>Domenic Picone</b>	(0-1, 10.12)
<b>SAT</b>   JR RHP <b>Trace Bright</b>	(1-0, 0.00)	vs. TBA	
<b>SUN</b>   TBA		vs. SO LHP <b>Trystan Levesque</b>	(0-1, 4.32)

## GAME INFO

**Date:** Friday-Sunday, Mar. 4-6, 2022  
**Game Time:** 6 p.m. / 2 p.m. (DH) / 1 p.m.  
**Site:** Auburn, Ala. / Plainsman Park (4,096)  
**TV:** SEC Network+ (Sunday)  
**Talent:** Radio Passthrough  
**Radio:** 93.9 / 95.9 FM | AuburnTigers.com  
**Talent:** Andy Burcham, Brad Law, Gregg Olson  
**Live Stats:** StatBroadcast.com  
**Twitter Updates:** @AuburnBaseball  
**Postgame Recap:** AuburnTigers.com  
**Series History:** Never met  
**Auburn:** Never met  
**Kingston:** Never met  
**Neutral:** Never met  
**Last Meeting:** N/A  
**Streak:** N/A

## AUBURN

7-2, 0-0 SEC

### Team Leaders

Batting Average: SR IF **Sonny DiChiara** (.500)  
Runs: SR IF **Sonny DiChiara** (14)  
2B: SR IF **Sonny DiChiara** (7)  
HR: SR IF **Sonny DiChiara** (4)  
RBI: Two tied (13)  
Stolen Bases: JR OF **Bryson Ware** (3-3)

## RHODE ISLAND

0-6, 0-0 A10

### Team Leaders

Batting Average: 5th Year IF **Xavier Vargas** (.316)  
Runs: Three tied (3)  
2B: GR OF **Jack Cucinotta** (2)  
HR: Two tied (1)  
RBI: FR C **Eric Genther** (5)  
Stolen Bases: Two tied (1-2)

## POTENTIAL STARTING LINEUP

Pos.	#	Player	AVG	AB	R	H	2B	3B	HR	RBI	SB-SBA	BB
C	50	Jake Wyandt	.125	16	3	2	0	0	0	4	1-1	2
1B	17	Sonny DiChiara	.500	28	14	14	7	0	4	8	0-0	9
2B	7	Cole Foster	.250	28	3	7	1	0	1	13	0-1	7
3B	11	Blake Rambusch	.351	37	9	13	0	0	1	5	3-4	2
SS	4	Brody Moore	.250	32	7	8	1	0	0	0	0-0	2
LF	6	Ryan Dyal	.214	28	9	6	1	0	0	6	0-0	6
CF	5	Kason Howell	.355	31	7	11	2	0	1	10	2-2	5
RF	8	Bryson Ware	.231	26	8	6	3	1	1	13	3-3	3
DH	16	Cam Hill	.364	11	5	4	1	0	0	2	0-0	3

## AUBURN'S RECORD WHEN...

	2022	Under Thompson
Overall	7-2	186-144
SEC	0-0	63-86
Non-Conference	7-2	111-47
Postseason	0-0	15-14
Home	5-1	126-64
Away	0-0	42-61
Neutral	2-1	16-17
Current streak	W2	W2
Last 5 games	4-1	4-1
Last 10 games	--	--
<b>Situational:</b>		
AU scores first	3-0	126-48
Opp. scores first	4-2	60-96
AU scores 4+ runs	6-1	168-64
AU scores 3 runs or less	1-1	18-80
AU leads after 7 innings	6-1	151-15
8 innings	6-1	171-13
AU trails after 7 innings	0-1	12-104
8 innings	0-1	4-113
Game tied after 7 innings	1-0	19-22
8 innings	1-0	6-13
Extra Innings	0-1	9-16
1-run games	2-1	38-40
2-run games	0-0	21-14
3-run games	0-1	20-19
Games decided by 5+ runs	5-0	89-43
vs. LH Starter	1-1	56-47
vs. RH Starter	6-1	131-96
More hits than opponent	4-0	138-25
Fewer hits than opponent	2-2	31-109
Hits are tied	1-0	15-11
AU has 10+ hits	5-0	113-56
Opp. has 10+ hits	1-0	44-90
Hit a home run	4-1	121-58
Opp. hits a home run	0-2	75-91
AU quality start	0-1	61-21
Opp. quality start	0-1	25-56
AU commits no errors	4-1	81-37
Opp. commits no error	3-1	48-73
<b>By Day:</b>		
Sunday	1-0	29-26
Monday	0-0	1-2
Tuesday	1-0	38-16
Wednesday	2-0	16-6
Thursday	0-0	7-14
Friday	1-1	45-33
Saturday	2-1	47-45
Day Games (first pitch before 6 p.m.)	4-2	110-77
Night Games (first pitch after 6 p.m.)	3-0	76-67
Doubleheaders	0-0	21-13
<b>By Month:</b>		
February	5-2	45-14
March	2-0	63-35
April	0-0	38-46
May	0-0	28-41
June	0-0	10-7
<b>By Jersey:</b>		
White	2-0	52-30
Blue	0-2	33-31
Orange	2-0	41-29
Gray	1-0	21-35
Pinstripes	2-0	29-17
Cream Throwback	0-0	8-2

## UNIVERSITY INFORMATION

<b>Location</b>	Auburn, Ala.
<b>Enrollment</b>	31,526
<b>Founded</b>	October 1, 1856
<b>Nickname</b>	Tigers
<b>Colors</b>	Burnt Orange and Navy Blue
<b>President</b>	Dr. Jay Gogue
<b>Athletics Director</b>	Allen Greene
<b>Conference</b>	Southeastern (SEC West)
<b>Stadium / Capacity</b>	Samford Stadium-Hitchcock Field at Plainsman Park / 4,096
<b>Ticket Office Phone</b>	855-282-2010

## BASEBALL COACHING / SUPPORT STAFF

<b>Head Coach</b>	Butch Thompson (Birmingham-Southern, 1992)
<b>Record at Auburn / Seasons</b>	186-144 (.561) / 7th
<b>Career Coaching Record / Seasons</b>	225-165 (.575) / 8th
<b>Assistant Coach</b>	Karl Nonemaker (Vanderbilt, 2002)
<b>Assistant Coach</b>	Gabe Gross (Auburn, 2012)
<b>Volunteer Assistant</b>	Tim Hudson (Auburn, 2021)
<b>Director of Player Development</b>	Aaron Everett (UT Martin, 2012)
<b>Director of Operations</b>	Greg Drye (Southern Miss, 1998)
<b>Athletic Trainer</b>	Anthony Sandersen (South Dakota State, 2004)
<b>Strength &amp; Conditioning</b>	Chris Joyner (Minnesota State - Mankato, 2001)

## PROGRAM HISTORY

<b>Modern Era Program Record (since 1949)</b>	1,995-1,377-4 (.591)
<b>College World Series Appearances / Last</b>	5 / 2019
<b>College World Series Record</b>	3-10 (.231)
<b>NCAA Regional Appearances / Last</b>	22 / 2019
<b>NCAA Regional Record</b>	51-45 (.531)
<b>NCAA Super Regional Appearances / Last</b>	3 / 2019
<b>NCAA Super Regional Record</b>	3-5 (.375)
<b>Last Postseason Opponent</b>	Louisville / 2019 College World Series
<b>Result</b>	Lost, 5-3

## POSTSEASON HISTORY

**College World Series Appearances: 5** (1967, 1976, 1994, 1997, 2019)

**Super Regional Appearances: 3** (1999, 2018, 2019)

**NCAA Regional Appearances: 22** (1963, 1967, 1976, 1978, 1987, 1989, 1993-95, 1997-2003, 2005, 2010, 2015, 2017, 2018, 2019)

**NCAA Regional Titles: 7** (1967, 1976, 1994, 1997, 1999, 2018, 2019)

## MEDIA RELATIONS

**Baseball Contact:** George Nunnelley, Asst. Director - Athletics Comm.  
**Cell:** 502-609-9982  
**Email:** gnnunnelley@auburn.edu  
**Twitter:** @gnunnelley  
**Associate AD:** Kirk Sampson

## 2022 AUBURN BASEBALL ROSTER

No.	Name	Pos.	Cl.	B/T	Ht.	Wt.	Exp.	Hometown (Previous School)
1	Blake Rambusch	IF/OF	R-Jr.	R/R	5-9	175	JC	Austin, Texas (Grayson College)
2	Josh Hall	OF	R-Jr.	L/R	5-9	192	1L	Birmingham, Ala. (Ole Miss)
3	Brayton Brown	OF	Jr.	R/R	5-9	180	2L	Selma, Ala. (Morgan Academy)
4	Brody Moore	IF	Sr.	R/R	5-11	183	3L	Oneonta, Ala. (Oneonta)
5	Kason Howell	OF	Sr.	R/R	6-0	180	3L	Argyle, Texas (Liberty Christian)
6	Ryan Dyal	C	R-So.	L/R	5-10	197	1L	Senoia, Ga. (East Coweta)
7	Cole Foster	IF	So.	S/R	6-1	190	1L	Plano, Texas (Plano Senior)
8	Bryson Ware	OF	Jr.	R/R	6-2	193	1L	Madison, Miss. (Pearl River CC)
9	Cade Granzow	RHP	Fr.	R/R	6-3	220	HS	Franklin, Tenn. (Brentwood)
11	Garrett Farquhar	IF	5th	R/R	5-11	187	2L	Hoover, Ala. (Shelton State CC)
13	Ben Schorr	C	R-Fr.	R/R	6-0	185	RS	Columbus, Ga. (Columbus)
14	Brooks Fuller	LHP	Sr.	L/L	6-3	210	3L	Auburn, Ala. (Auburn)
16	Cam Hill	IF/LHP	So.	L/L	6-5	214	1L	Madison, Ala. (Bob Jones)
17	Sonny DiChiara	IF	Sr.	R/R	6-1	263	TR	Hoover, Ala. (Samford)
18	Mason Barnett	RHP	Jr.	R/R	6-0	218	2L	Cartersville, Ga. (Cartersville)
19	Brooks Carlson	IF	Gr.	R/R	5-11	192	TR	Mobile, Ala. (Samford)
20	Hayden Mullins	LHP	Jr.	L/L	6-0	194	2L	Gallatin, Tenn. (Hendersonville)
21	Trace Bright	RHP	Jr.	R/R	6-4	199	2L	Montgomery, Ala. (Trinity Presbyterian)
22	Garrett Wade	LHP	R-Jr.	L/L	6-3	199	2L	Hartselle, Ala. (Hartselle)
23	Parker Carlson	RHP	Fr.	R/R	6-1	170	HS	Mobile, Ala. (Faith Academy)
27	Bobby Peirce	OF	R-Jr.	R/R	6-2	181	1L	Scottsdale, Ariz. (South Mountain CC)
28	Nate LaRue	C/RHP	Jr.	R/R	6-3	217	2L	Mobile, Ala. (McGill-Toolen)
29	Carson Skipper	LHP	Sr.	L/L	6-2	211	3L	Trussville, Ala. (Trussville)
31	Mike Bello	OF	Fr.	L/L	6-1	190	HS	Oak Ridge, N.J. (Pope John XXIII)
32	Carson Swilling	RHP	So.	R/R	5-11	196	1L	Smiths Station, Ala. (Smiths Station)
34	Ben Bosse	RHP	Fr.	R/R	6-1	194	HS	Brenham, Texas (Brenham)
37	Mason Land	IF	Jr.	L/R	5-10	173	JC	Cantonment, Fla. (Chattahoochee Valley CC)
40	Blake Burkhalter	RHP	Jr.	R/R	6-0	204	2L	Dothan, Ala. (Northview)
41	John Armstrong	RHP	Fr.	R/R	5-11	200	HS	Marietta, Ga. (Harrison)
43	Chase Isbell	RHP	Jr.	R/R	6-2	198	TR	Springville, Ala. (Samford)
44	Grant Newton	RHP	R-Jr.	R/R	6-4	236	TR	Orange County, Calif. (Santa Ana College)
45	Joseph Gonzalez	RHP	So.	R/R	6-4	230	1L	Humacao, P.R. (Leadership Christian Academy)
46	Chase Allsup	RHP	Fr.	R/R	6-1	220	HS	Dothan, Ala. (Dothan)
47	Tommy Sheehan	LHP	Gr.	L/L	6-0	209	TR	Brielle, N.J. (Notre Dame)
50	Jake Wyandt	C	Gr.	R/R	5-11	195	TR	Laurel, Md. (Presbyterian)
51	Luke Burk	IF	Jr.	R/R	6-0	219	JC	Galena, Mo. (Neosho County CC)
52	Jordan Armstrong	RHP	Sr.	R/R	6-2	184	JC	McDonough, Ga. (Chattahoochee Valley CC)
54	Konner Copeland	LHP	So.	L/L	6-2	178	JC	Mobile, Ala. (Pensacola State CC)
57	Tyler Drabick	RHP	Gr.	R/R	6-2	193	TR	Canton, Ohio (Lipscomb)
72	Brody Moss	IF	Fr.	L/R	5-11	173	HS	Helena, Ala. (Helena)

### COACHES & STAFF

30	Butch Thompson	Head Coach
35	Karl Nonemaker	Assistant Coach
39	Gabe Gross	Assistant Coach
15	Tim Hudson	Volunteer Assistant Coach
	Aaron Everett	Director of Player Development
	Greg Drye	Director of Operations
	Chris Joyner	Strength & Conditioning
	Anthony Sandersen	Athletic Trainer
	Jeremy Page	Athletic Trainer Intern

### PRONUNCIATION GUIDE

Ben BOSSE.....	BOSSY
Sonny DICHARA .....	De-SHARE-uh
Ryan DYAL.....	DIAL
Garrett FARQUHAR .....	FAR-kwar
Cade GRANZOW.....	Gran-ZO
KASON Howell.....	KAY-son
Chase ISBELL.....	IZ-bull
Ben SCHORR.....	SHORE
Jake WYANDT.....	Why-ANDT

**30 BUTCH THOMPSON HEAD COACH**

**THE AUBURN SKIPPER**

- Eight College World Series appearances / 17 postseason appearances
- 2013 National Runner-up (Mississippi State)
- 2001 National Champion (Birmingham-Southern)
- 2014 Baseball America/ABCA National Assistant Coach of the Year
- 2006 FCA Coach of the Year
- Coached 18 pitchers who went on to pitch in the Major Leagues
- Recruited and coached 33 pitchers who were drafted out of college that weren't drafted out of high school

**Butch Thompson enters his seventh season at the helm of the program in 2021, posting a record of 179-142 in his first six seasons. He led the program to the first College World Series appearance in 22 years in 2019 and took the Tigers to three straight regionals for the first time since 2001-03.**

Butch Thompson was named Auburn's head baseball coach on October 22, 2015 and enters his seventh season with the Tigers in 2021.

Thompson, who spent three seasons as an assistant coach and recruiting coordinator at Auburn from 2006-08, returned to The Plains after seven seasons at Mississippi State as both associate head coach and pitching coach.

A native of Amory, Miss., Thompson has coached 31 Division I All-Americans and 40 all-conference performers. He has seen 18 of his former pitchers make their Major League Baseball debuts, including 12 since 2014. Thompson has also turned 33 pitchers who went undrafted out of high school into MLB draft picks.

Thompson had three pitchers drafted in the first 11 rounds in 2014 and five pitchers drafted, including three in the top 10 rounds, in 2013. He added a first-round selection in the 2016 draft, a third-round pick in Keegan Thompson in 2017 and the first No. 1 overall pick in program history in Casey Mize in 2018. With Tanner Burns also going as a supplemental first round pick in 2020, Auburn became one of four programs with a pair of pitchers drafted in the first round from 2018-20.

Along with his pitching pedigree, Thompson is also considered one of the top recruiters in the country. Since 2003, he has secured 14 recruiting classes that were ranked in the top 10 by either Baseball America or Perfect Game, including the No. 5 signing class in 2017 and a program record No. 4 class in 2018. His classes signed from 2006-08 at Auburn each ranked in the top 18 nationally, including the No. 5 class in 2008, which included All-American and SEC Player of the Year Hunter Morris.

In 29 years of coaching at the collegiate level, including 20 in the Southeastern Conference, Thompson has coached eight College World Series participants, including leading the Tigers to the program's first trip to the College World Series in 22 years in 2019. Thompson has also coached one national champion and a national runner-up, won nine conference championships and made 17 postseason appearances. He has also served as an assistant under three National Coach of the Year recipients.

Thompson was named the 2006 Fellowship of Christian Athletes SEC Coach of the Year while at Auburn and the 2014 Baseball America and American Baseball Coaches Association (ABCA) National Assistant Coach of the Year while at Mississippi State.

Thompson has returned the Tigers to prominence in five seasons on The Plains as he has guided the team to a 179-142 overall record and took the team to three straight NCAA Tournament appearances for the first time since 2001-03, including back-to-back super regionals for the first time in program history. After advancing to the College World Series in 2019 and a winner-take-all game three in the Gainesville Super Regional in 2018, the Tigers finished those respective seasons ranked as high as No. 8 and No. 9. It marked the third time in program history the team has finished back-to-back seasons in the top 10.

Entering the 2019 postseason as the No. 2 seed in the Atlanta Regional, Auburn became the only program to sweep a regional on the road in each of the last two seasons before also becoming the first team to defeat North Carolina in a Chapel Hill Super Regional in 2019, punching its ticket to Omaha for the first time since 1997.

In seven seasons at MSU, Thompson made four NCAA regional trips, two Super Regionals, won the SEC Tournament and advanced to the College World Series finishing as NCAA runner-up in 2013. In three of his last four seasons in Starkville, the Bulldogs' staff ERA finished no higher than 3.06. Thompson's 2013 pitching staff was one of two nationally to finish in the top 15 in ERA, strikeouts per nine innings and hits allowed per nine innings.



In addition to his experience at Auburn and Mississippi State, Thompson also spent four seasons at Georgia from 2002-05, including a trip to the College World Series in 2004. While there, he guided the development of future Major Leaguers Josh Fields, Mitchell Boggs and Brooks Brown.

Thompson launched his coaching career as pitching coach and top assistant at Huntingdon College (Ala.) in 1993, before returning to his alma mater in Birmingham, where he helped lead the Panthers to back-to-back Southern States Conference Championships and in 1995 coached BSC to its first NAIA World Series berth.

Thompson left BSC briefly to serve as head coach at Jefferson State Community College in Birmingham in 1997. While at JSCC, he was honored as the Regional Tournament Coach of the Year, the ABCA Alabama Junior College Coach of the Year and the Southeast Region Coach of the Year after guiding JSCC to a 39-21 mark, the AJCAA Region 22 State Championship and a third-place finish in the NJCAA Division II World Series.

He returned to Birmingham-Southern as top assistant the following season, beginning a four-year run during the most successful span in BSC baseball history. The Panthers won 196 games and four TranSouth Conference Championships and made three-consecutive appearances in the NAIA World Series. BSC's 2001 team posted a school-best 55-11 mark and captured the NAIA National Championship.

In 2002, Thompson joined the SEC baseball coaching fraternity as a pitching coach and recruiting coordinator at Georgia and has been a part of the league for the past 17 seasons.

Thompson currently serves as the large-school representative for the Alabama Baseball Coaches Association and is an All-American committee member representing the South region for the ABCA.

Thompson prepped at Amory (Miss.) High School and later starred as a pitcher at Itawamba (Miss.) Community College from 1989-90. He is a member of both the ICC Athletic Hall of Fame (Class of 2014) and MACCC Hall of Fame (Class of 2021).

Thompson earned a Bachelor's Degree in History at BSC in 1992 and completed a Master's Degree in Sports Administration at UAB in 1996. He is married to the former Robin Ashe of Birmingham, Ala., and they are the parents of three daughters --- Anna, Olivia and Madelyn Gail.

**NATIONAL POLLS**

**NEWS & NOTES**

**BASEBALL AMERICA**

Feb. 28

1. Texas
2. Stanford
3. Notre Dame
4. Oklahoma State
5. Virginia
6. Ole Miss\*
7. Vanderbilt\*
8. LSU\*
9. Oregon State
10. Arkansas\*
11. Mississippi State\*
12. Florida State
13. Arizona
14. Georgia
15. N.C. State
16. Tennessee\*
17. Liberty
18. Florida
19. Georgia Tech
20. Sacramento State
21. Maryland
22. Long Beach State
23. UCLA
24. Old Dominion
25. Miami

**D1 BASEBALL**

Feb. 28

1. Texas
2. Ole Miss\*
3. Arkansas\*
4. Oklahoma State
5. Vanderbilt\*
6. Stanford
7. LSU\*
8. N.C. State
9. Mississippi State\*
10. Florida State
11. Arizona
12. Notre Dame
13. Oregon State
14. Florida
15. Georgia
16. TCU
17. Tennessee\*
18. Georgia Tech
19. Texas Tech\*
20. Liberty
21. Maryland
22. Miami
23. Sacramento State
24. North Carolina
25. Long Beach State

**USA TODAY**

Feb. 28

1. Texas
2. Ole Miss\*
3. Stanford
4. N.C. State
5. Vanderbilt\*
6. Arkansas\*
7. LSU\*
8. Oklahoma State
9. Oregon State
10. Arizona
11. Tennessee\*
12. Notre Dame
13. Georgia
14. TCU
15. Mississippi State\*
16. Florida
17. Florida State
18. Texas Tech\*
19. Liberty
20. Georgia Tech
21. Maryland
22. Virginia
23. Miami
24. North Carolina
25. Sacramento State

**NCBWA**

Feb. 28

1. Texas
2. Ole Miss\*
3. Stanford
4. N.C. State
5. LSU\*
6. Vanderbilt\*
7. Arkansas\*
8. Oklahoma State
9. Oregon State
10. Georgia
11. Arizona
12. Mississippi State\*
13. Notre Dame
14. Tennessee\*
15. Florida State
16. Florida
17. TCU
18. Miami
19. Georgia Tech
20. Maryland
21. Texas Tech\*
22. Liberty
23. Virginia
24. Sacramento State
25. UCLA

**PERFECT GAME**

Feb. 28

1. Texas
2. Stanford
3. LSU\*
4. Oklahoma State
5. Vanderbilt\*
6. Notre Dame
7. N.C. State
8. TCU
9. Ole Miss\*
10. Georgia Tech
11. Arkansas\*
12. Arizona
13. Liberty
14. Tennessee\*
15. Florida State
16. Oregon State
17. Mississippi State\*
18. Miami
19. Texas Tech\*
20. UCLA
21. Maryland
22. UC Irvine
23. Long Beach State
24. Georgia
25. West Virginia

**COLLEGIATE BASEBALL**

Feb. 28

1. Texas
2. Stanford
3. LSU\*
4. Vanderbilt\*
5. Georgia
6. Tennessee\*
7. Oregon State
8. Oklahoma State
9. Notre Dame
10. Georgia Tech
11. Ole Miss
12. Virginia
13. N.C. State
14. Arizona
15. Liberty
16. Florida
17. Florida State
18. TCU
19. Maryland
20. Arkansas\*
21. North Carolina
22. Miami
23. Texas Tech\*
24. Mississippi State\*
25. Louisiana Tech

**AUBURN IN THE POLLS**

**BA D1 CB NC PG USA**

Pre.	NR	NR	NR	NR	NR	NR
2/21	NR	NR	NR	NR	NR	NR
2/28	NR	NR	NR	NR	NR	NR

**SCOUTING THE RAMS**

- Rhode Island enters the weekend with a 0-6 overall record after road series at Williams & Mary and South Alabama to begin the season.
- Offensively, Javier Vargas leads the way with a .316 average while Eric Genther is the Rams top run producer with a home run and five RBI.
- On the mound, five pitchers who have made an appearance have yet to allow an earned run.

**ROSTER AT A GLANCE**

- Auburn's 2022 roster consists of 21 returners and 19 newcomers, including seven freshmen and 12 transfers (six four-year, six JUCO).

**LEGACY LEADERS**

- Seniors Garrett Farquhar, Kason Howell, Brody Moore and Carson Skipper have been voted by their coaches and teammates as the Legacy Group for the 2022 season.

**PITCHING ON POINT**

- The Auburn pitching staff has allowed 22 runs (20 earned) through the first nine games of the season.
- The 22 runs through nine games are the fewest since also allowing 22 runs through nine games in 2001.
- The four earned runs allowed in the State Farm Showdown to begin the season were the fewest in three games against Power 5 competition since 2019 (UT).

**STRIKING 'EM OUT**

- Auburn struck out a season high 19 batters in the series opener against Yale.
- The 19 strikeouts were the most in a game since striking out 20 in a 15-inning contest against Arkansas in 2019 and tied for the most in a nine-inning game in the Stat Crew era (since at least 1994).
- The Tigers have struck out 10 or more batters in three straight and four of the last five games.

**SOLID STARTS**

- Auburn starting pitchers are 4-0 with a 1.26 ERA and 40 strikeouts to go along with 14 walks in 35.2 innings.
- Jordan Armstrong and Trace Bright started and finished the Yale series with a combined 17 strikeouts and three walks in 11.1 scoreless innings.
- Bright turned in the first quality start of the season in game two of last Saturday's doubleheader.
- Mason Barnett allowed one run on two hits with no walks and eight strikeouts in his first start of the season Wednesday against UAB.

**THE ARMSTRONGS**

- John and Jordan Armstrong (unrelated) have yet to allow a run in a combined seven appearances and 13.0 innings to begin their Auburn careers.
- Jordan made his first career start in the series opener against Yale last Friday and pitched 5.1 scoreless innings with a career best 11 strikeouts and no walks.

**SONNY STARTS SLUGGING**

- Senior transfer Sonny DiChiara leads the SEC and NCAA in doubles (7) and ranks in the top five in the league in average (.500), slugging (1.179), on-base percentage (.634), runs (14), home runs (4) and total bases (33) through two weeks.
- Eleven of DiChiara's first 14 hits are for extra bases and he has an extra-base hit in seven of nine games this season, including multiple extra-base hits on four occasions.
- DiChiara has reached multiple times in all nine games. He reached safely in 11 of 12 plate appearances from Feb. 20-25 with the lone time he was put out coming on a sac fly.
- The senior slugger homered in each of his first three and four of his first five home games at Plainsman Park.

**RAMBUSCH RAKES**

- Junior college transfer Blake Rambusch, who ranked 11th in the NJCAA with a .444 average a season ago, has collected three hits on three occasions in his first nine games.
- The redshirt junior has reached base in 66 of the last 67 games dating back to the final 13 games of his freshman season at Grayson College in 2019.
- Rambusch hit his first Auburn home run in the series finale against Yale, a go-ahead solo homer in the 8th inning.

**HOWELL'S HEATING UP**

- After going hitless in the first three games of the season, senior outfielder Kason Howell is hitting a team best .478 in the last six games.
- Howell has matched a career best with three hits in three of the last five games and is 10-for-19 with six runs and seven RBI in the span.
- He hit a walk-off homer to clinch the series against Yale last weekend. The walk-off homer was the first of Howell's career and the first by an Auburn player since Steven Williams in the 2019 Atlanta Regional.

**WARE-ING 'EM OUT**

- Junior outfielder Bryson Ware hit his first career grand slam in the first inning of last Wednesday's 13-1 win against Troy.
- Ware ultimately drove in a career high six runs in the contest and matched the RBI total in Wednesday's 16-1 win against UAB, going 3-for-4 with two doubles and a triple.
- Ware is the first Auburn player with six or more RBI in two games in a season since 2011.

**SPEED KILLS**

- Redshirt junior outfielder Josh Hall executed a straight steal of home in last Sunday's win vs. Kansas State.
- It marked the first time an Auburn player stole home since Justin Hargett pulled it off against Davidson on Mar. 3, 2010.

**LIKE FATHER, LIKE SON**

- Senior infielder Brody Moore is the son of former Auburn and All-SEC shortstop Brandon Moore (1991-94).
- After wearing No. 19 and playing second base/utility in his first three seasons on the Plains, Brody has a new number and position in 2022 - No. 4 and shortstop - just like his dad.
- Brody is 3-for-7 and has scored five runs in the last two games.
- Brandon hit .332 in four years and 242 games in an Auburn uniform. Brody is a .300 career hitter in parts of three seasons and 87 games.

**BURKY AND SKIP IN THE BULLPEN**

- Junior Blake Burkhalter and senior Carson Skipper were two of nine SEC relievers named to the NCBWA Stopper of the Year Watch List.
- Auburn is one of two SEC programs with multiple honorees.
- It marks the fifth straight season an Auburn pitcher has been recognized on the list, including the second straight for Skipper.
- The duo has allowed one run one three hits in a combined five appearances and 9.1 innings.
- Burkhalter earned a two-inning save in his season debut vs. Texas Tech and the win last Saturday vs. Yale.

**ONE-RUN AFFAIRS**

- After going 6-11 one-run games last year, Auburn is 2-1 in one-run games this season.
- A year ago, thirteen of Auburn's 30 SEC games, including seven of its first 10, were decided by one run and seven more were decided by two runs.
- The Tigers went 4-9 in one-run games and 6-14 in games decided by two runs or less in league play.

**BIG SHOES TO FILL**

- Auburn is forced to replace its top three hitters and five everyday starters from a year ago in shortstop Ryan Bliss, third baseman Rankin Woley, first baseman Tyler Miller and outfielders Steven Williams and Judd Ward.
- The quintet combined to hit .296 with 192 runs, 50 doubles, 58 home runs and 191 RBI.

**TWENTY-SIX YEARS IN THE MAKING**

- Volunteer assistant and pitching coach Tim Hudson, who began his time on the Plains as a player in the fall of 1995, recently earned his degree in interdisciplinary studies with emphases on health promotion and philanthropy studies on Dec. 11, 2021.

**MLB SUCCESS ON STAFF**

- Auburn's coaching staff has 54 years of experience in professional baseball, including 32 years in the MLB between pitching coach Tim Hudson (17 years), hitting coach Gabe Gross (seven years), strength coach Chris Joyner (eight years).
- Other members of the coaching and support staff with professional experience include assistant coach Karl Nonemaker, director of player development Aaron Everett and athletic trainer Anthony Sandersen.

**AUBURN IN THE MLB DRAFT**

- The 2021 MLB Draft marked the 47th consecutive year Auburn had at least one player selected, tied for the longest active streak in the SEC.
- Ryan Bliss was drafted by the Arizona Diamondbacks in the second round with the 42nd overall pick in last year's draft, becoming the fifth-highest position player and ninth-highest draft pick overall in Auburn history.
- It marked the sixth straight season Auburn had a top-five-round pick, marking the first time in program history to accomplish the feat.

**AUBURN IN THE NATIONAL AND SEC RANKINGS**

(as of Feb. 28)

TEAM	TOTAL	NCAA	SEC
Hits/9.0 IP	5.14	7	2
Fielding percentage	0.988	12	4
ERA	1.86	14	3
Hit by pitches	16	18	2
Shutouts	1	21	5
Sacrifice flies	5	25	6
<b>41 JOHN ARMSTRONG</b>	<b>TOTAL</b>	<b>NCAA</b>	<b>SEC</b>
Appearances	4	18	2
<b>52 JOR. ARMSTRONG</b>	<b>TOTAL</b>	<b>NCAA</b>	<b>SEC</b>
ERA	0.00	1	1
<b>21 TRACE BRIGHT</b>	<b>TOTAL</b>	<b>NCAA</b>	<b>SEC</b>
ERA	0.00	1	1
Starts	2	4	2
<b>17 SONNY DICHIARA</b>	<b>TOTAL</b>	<b>NCAA</b>	<b>SEC</b>
Doubles	6	2	1
Sluggin percentage	1.227	5	2
Total bases	27	11	3
Average	.545	17	3
On-base percentage	.645	18	2
Home runs	3	23	3
<b>6 RYAN DYAL</b>	<b>TOTAL</b>	<b>NCAA</b>	<b>SEC</b>
Hit by pitch	4	22	3
<b>45 J. GONZALEZ</b>	<b>TOTAL</b>	<b>NCAA</b>	<b>SEC</b>
Starts	2	4	2
<b>28 NATE LARUE</b>	<b>TOTAL</b>	<b>NCAA</b>	<b>SEC</b>
Sacrifice flies	2	8	3
<b>47 TOMMY SHEEHAN</b>	<b>TOTAL</b>	<b>NCAA</b>	<b>SEC</b>
Starts	2	4	2

## THE LAST TIME...

### BATTING SUPERLATIVES

5 hits in a game	Anfernee Grier at Kennesaw St. [5-for-6] (4/12/16)
6 hits in a game	Tyler Johnstone vs. Elon [6-for-7, 2B, 3B] (2/25/05)
Reached base 6 times	Bryson Ware vs. Alabama A&M [3-5, 3 BB] (2/24/21)
<b>4 runs in a game</b>	<b>Blake Rambusch vs. Kansas State (2/20/22)</b>
5 runs in a game	Rankin Woley vs. #18 Boston College (3/6/21)
6 runs in a game	Bryson Ware vs. Alabama A&M (2/24/21)
10-game hitting streak	Rankin Woley, 12 games (2/28-3/21/21)
15-game hitting streak	Jonah Todd, 16 games, (4/8-5/7/17)
20-game hitting streak	A. Grier, 22 games, (5/31/15-3/22/16)
25-game hitting streak	Justin Fradejas, 27 games (3/23-5/7/10)
30-game hitting streak	Casey Dunn, 31 games (2/22 [G1]-4/15/97)
3 doubles in a game	Ryan Bliss vs. LSU (5/6/21)
4 doubles in a game	Ken Dempsey vs. Georgia (1971)
2 triples in a game	Jay Gonzalez vs. Alabama State (2/28/12)
3 triples in a game	never
2 home runs in one game	Kason Howell at Missouri (5/20/21)
3 home runs in one game	Tony Caldwell at Kentucky (4/9/11)
7 RBI in a game	Brody Moore vs. Alabama A&M (2/24/21)
8 RBI in a game	Justin Bryant at Georgia (3/19/10)
9 RBI in a game	Hunter Morris at Georgia (3/21/10)
10 RBI in a game	Bob Berry vs. Huntington (4/15/82)
<b>Grand slam home run</b>	<b>Bryson Ware vs. Troy (2/23/22)</b>
Inside-the-park home run	Kason Howell at Alabama (4/15/21)
HR to begin game	Ryan Bliss vs. #11 Ole Miss (5/25/21)
Two HR in one inning	Dan Glevenyak at Jacksonville State (8th) (5/7/13)
HR in consecutive at-bats	Steven Williams vs. Texas A&M (5/15/21)
HR in three consecutive at-bats	Edouard Julien vs. Alabama A&M/at UCF (2/20-22/19)
<b>HR in consecutive games</b>	<b>Sonny DiChiara vs. Yale (2/25-26/22)</b>
<b>HR in three consecutive games</b>	<b>Sonny DiChiara vs. Troy &amp; Yale (2/23-26/22)</b>
HR in three consecutive SEC games	Trent Mummy (4/17-23/10)
HR in four consecutive games	Joseph Sanders (5/10-15/08)
HR in four consecutive SEC games	Mike Bianucci (5/2-9/08)
HR in five consecutive games	Tim Lemons (4/6-10/85)
<b>Walk-off HR</b>	<b>Kason Howell vs. Yale (G1 - 2/26/22)</b>
Pinch-hit HR	Cam Hill vs. Kentucky (3/26/21)
Pinch-hit grand slam	Edouard Julien vs. BYU (G1 - 3/3/18)
HR in first at-bat of season	Steven Williams vs. Longwood (2/17/18)
HR in both games of DH	Dylan Ingram at #7 Mississippi St. (4/29/17)
Hit for the cycle	Judd Ward [3B, 1B, HR, 2B] vs. Illinois-Chicago (G1 - 2/15/20)
Hit from both sides of plate in same inning	Damon Haecker [5th inn.] vs. Jacksonville St. (3/15/17)
Two hits in same inning	Bliss [1B, 1B] & Woley [2B, 1B] at #4 Ole Miss [8th] (3/21/21)
<b>Stole home</b>	<b>Josh Hall vs. Kansas State (2/20/22)</b>
<b>Stole two bases in a game</b>	<b>Blake Rambusch vs. Troy (2/23/22)</b>
Stole three bases in a game	Anfernee Grier vs. Southern (2/26/16)
<b>Hit by a pitch 2 times in a game</b>	<b>Ryan Dyal vs. UAB (3/2/22)</b>
Hit by a pitch 3+ times in a game	Dan Glevenyak at Alabama (4) (4/11/14)
Scored 20 or more runs	20 vs. Wright State (2/29/20)
Scored 25 or more runs	25 vs. Longwood (2/17/18)
Scored 30 or more runs	33 vs. Alabama A&M (2/24/21)
<b>Scored 5 runs in an Inning</b>	<b>5, vs. Kansas State (5th) (2/20/22)</b>
Scored 6 runs in an Inning	6, at Missouri (8th) (5/20/21)
<b>Scored 7 runs in an Inning</b>	<b>7, vs. Alabama State (2nd) (3/1/22)</b>
Scored 8 runs in an Inning	8, at UAB (5th) (3/19/19)
Scored 9 runs in an Inning	9, at #4 Ole Miss (8th) (3/21/21)
Scored 10+ runs in an Inning	14, vs. Alabama A&M (4th) (2/24/21)
Recorded 10+ hits in an Inning	11, vs. Furman (5th) (2/12/00)
Scored in every inning	vs. Coppin State (3/18/14)
<b>Recorded 15-19 hits</b>	<b>17, vs. UAB (3/2/22)</b>
Recorded 20 or more hits	27, vs. Alabama A&M (2/24/21)
Hit 3 or more home runs in an inning	3, vs. Northeastern (6th) (G1 - 3/10/18)
Hit 3 or more home runs in a game	3, at Missouri (5/20/21)
Hit 5 or more home runs in a game	6, vs. Texas A&M (5/15/21)
Hit 7 or more home runs in a game	7, vs. Mississippi State (5/8/10)
Hit back-to-back home runs	R. Woley & S. Williams vs. Samford (3rd) (4/20/21)
Hit back-to-back-to-back home runs	R. Bliss, T. Miller & R. Woley vs. Texas A&M (1st) (5/15/21)
<b>Had 5 doubles</b>	<b>5, vs. Yale (2/25/22)</b>
Had 6 doubles	6, vs. Jacksonville State (4/21/21)
Had 7 doubles	7, vs. Chicago State (3/8/20)
Had 8 doubles	8, vs. BYU (G1 - 3/3/18)
Had 9+ doubles	11, vs. Alabama A&M (2/24/21)
Stole 5 bases in a game	5, vs. Bethune-Cookman (5/6/14)
Stole 6 bases in a game	6, vs. #21 Tennessee (3/17/19)
Stole 7 bases in a game	7, vs. Presbyterian (5/8/12)
Stole 8 bases in a game	8, vs. Alcorn State (2/22/12)
<b>Walked 10+ times</b>	<b>10, vs. Yale (G2 - 2/26/22)</b>
Did not strike out in a game	vs. Belmont (3/11/12)

### PITCHING SUPERLATIVES

<b>INDIVIDUAL</b>	
Nine-inning no-hitter	Casey Mize vs. Northeastern (3/9/18)
Nine-inning no-hitter (combined)	Mike Mueller [2.0], Lee Carter [1.0], Brandon Channell [1.0], Reid Price [1.0], Andrew Skinner [1.0], Arnold Hughey [1.0], Ken Clayton [1.0], Cory Duettt [0.2], Sean Jones [0.1] vs. UAB (3/19/02)
Seven-inning no-hitter	Jason Johnson vs. LaGrange College (4/30/91)
Nine-inning perfect game	Eric Brandon vs. Murray State (3/2/02)
Seven-inning perfect game	Jason Johnson vs. LaGrange College (4/30/91)
Nine-inning one-hitter (individual)	Keegan Thompson vs. Presbyterian (3/1/14)
Nine-inning one-hitter (combined)	Tanner Burns [7.0], Cody Greenhill [2.0] vs. Chicago State (3/6/20)
Five-inning one-hitter	Kevin Davis [3.2], Jacob Milliman [1.1], vs. Radford (2/22/15)
Nine-inning two-hitter	Tanner Burns [9.0] vs. Cincinnati (3/1/19)
Complete game	Jack Owen vs. UTSA (3/9/19)
Complete game shutout	Jack Owen vs. UTSA (3/9/19)
Consecutive complete games	K. Thompson vs. Arkansas & LSU (4/4 & 4/11/15)
Struck out 10 batters	10 by Tanner Burns vs. Chicago State (3/6/20)
<b>Struck out 11 batters</b>	<b>11 by Jordan Armstrong vs. Yale (2/25/22)</b>
Struck out 12 batters	12 by Casey Mize at Kentucky (3/23/18)
Struck out 13 batters	13 by Casey Mize vs. Texas A&M (3/16/18)
Struck out 15 batters	15 by Tanner Burns vs. Cincinnati (3/1/19)
<b>TEAM</b>	
<b>Struck out 15+ batters</b>	<b>Jor. Armstrong [11], Joh. Armstrong [2], Allsup [2], Swilling [1], Bosse [3] vs. Yale (2/25/22)</b>
Struck out 20+ batters	Fuller [4], Watson [4], Anderson [3], Greenhill [4], Skipper [3], Wade [2] vs. #9 Arkansas (4/5/19) vs. Ga State, at Missouri (4/5-7/16)
Struck out 15 batters consecutive games	vs. Ga State, at Missouri (4/5-7/16)
<b>Shut out an opponent</b>	<b>9-0 vs. Yale (2/25/22)</b>
Consecutive shutouts	7-0 vs. Little Rock / 6-0 vs. Little Rock (3/12-13/21)
Three straight shutouts	2-0 vs. UT Martin / 6-0 vs. UTSA / 5-0 vs. UTSA (3/6-9/19)
Shut out an SEC opponent	3-0 at Missouri (5/21/21)
Shut out an SEC opponent on the road	3-0 at Missouri (5/21/21)
Consecutive SEC shutouts	5-0 and 4-0 at Miss. State (3/27-28/15)
Consecutive SEC shutouts on the road	5-0 and 4-0 at Miss. State (3/27-28/15)
<b>Was shut out</b>	<b>3-0 vs. Oklahoma (2/18/22)</b>
Was held to one hit	vs. #24 Missouri (4/1/18)
Was no hit	vs. #13 Arkansas (5/25/17)
<b>FIELDING SUPERLATIVES</b>	
2 errors in a game	Rankin Woley vs. Texas A&M (5/16/21)
3 errors in a game	Luke Jarvis vs. Presbyterian (3/11/17)
4 errors in a game	Brett Burnham at Alabama (4/5/00)
3 double plays turned in a game	vs. Baylor (2/27/21)
4 double plays turned in a game	at #1 Arkansas (4/3/21)
5 double plays turned in a game	never
Triple play (Auburn)	vs. Memphis (5/22/78)
Triple play (Opponent)	at Florida [4th] (3/15/08)
Threw a runner out at HP to end game	Will Holland vs. Presbyterian (3/12/17)
<b>MISC. SUPERLATIVES</b>	
Won 10 or more consecutive games	15 (2/24-3/22/19)
Won 15 or more consecutive games	15 (2/24-3/22/19)
Won 8 or more consecutive SEC games	9 (4/1-21/95)
Lost 5 or more consecutive games	5 (4/2-11/21)
Home winning streak	21 (1964-66)
Road winning streak	14 (1967/1995)
Season-opening winning streak	17 (2/7-3/5/97)
Extra-innings victory	10-6, at #20 Georgia [14 inn] (4/30/21)
<b>Extra-innings loss</b>	<b>4-5, vs. Yale [10 inn] (G2 - 5/26/22)</b>
Swept a 3-game series	vs. Presbyterian (2/19-21/21)
Swept a road series	at Alabama (4/20-21/18)
Swept a road SEC series	at Alabama (4/20-21/18)
Swept a SEC series	vs. #21 Tennessee (3/15-17/19)
Swept a 4-game series	Illinois-Chicago (2/14-16/20)
Swept a doubleheader	Illinois-Chicago (2/15/20)
Allowed 3 runs or fewer in a series	2, vs. Chicago State (3/6-8/20)
Allowed 3 runs or fewer in a SEC series	3 vs. Miss. State (3/27-29/15)
Allowed 4 runs or fewer in a series	3 vs. UTSA (3/8-9/19)
Allowed 4 runs or fewer in a SEC series	4, vs. Georgia (4/23-25/15)
Allowed 3 runs or fewer in a road series	3 vs. Miss. State (3/27-29/15)
Allowed 3 runs or fewer in a SEC road series	3 vs. Miss. State (3/27-29/15)
Overcome a deficit of 7+ runs	7 runs, [7-0, 12-8] vs. Florida A&M (2/22/17)
Won a 1-0 game	vs. Mercer (5/30/15) [NCAA Regional]
Lost a 1-0 game	vs. Ohio State (2/15/14)
<b>Walk-off win</b>	<b>vs. Yale [9 inn.] (G1 - 2/26/22)</b>
Walk-off loss	at Alabama [9 inn.] (4/17/21)

# HITTER PROFILES

## 31 • MIKE BELLO OF

6-1 • 190 • FR • Oak Ridge, N.J. • Pope John XXIII

### CAREER STATISTICS

YEAR	AVG	GP-GS	AB	R	H	2B	3B	HR	RBI	SB-A
2022	.333	3-0	3	0	1	0	0	0	0	0-0

### SEASON HIGHS

AB: 1, three times

R: --

H: 1, vs. Kansas State (2/20)

2B: --

HR: --

RBI: --

### CAREER HIGHS

1, three times

1, vs. Kansas State (2/20/22)

1, vs. Kansas State (2/20/22)

1, three times

1, three times

1, three times

## 3 • BRAYTON BROWN OF

5-9 • 180 • JR • Selma, Ala. • Morgan Academy

### CAREER STATISTICS

YEAR	AVG	GP-GS	AB	R	H	2B	3B	HR	RBI	SB-A
2020	.267	14-7	30	6	8	2	0	1	4	0-0
2021	.200	18-4	25	7	5	1	0	2	8	0-0
2022	.091	4-3	11	0	1	0	0	0	3	0-0
TOTAL	.212	36-14	66	13	14	3	0	3	15	0-0

### SEASON HIGHS

AB: 4, vs. Kansas State (2/20)

R: --

H: 1, vs. Kansas State (2/20)

2B: --

HR: --

RBI: 3, vs. Kansas State (2/20)

### CAREER HIGHS

5, vs. AAMU (2/26/20)

3, vs. Oakland (2/19/20)

2, vs. AAMU (2/24/21)

1, three times

1, three times

3, two times

## 51 • LUKE BURK IF

6-0 • 219 • JR • Galena, Mo. • Neosho County CC

- Registered his first Auburn hit vs. UAB (3/2)

### CAREER STATISTICS

YEAR	AVG	GP-GS	AB	R	H	2B	3B	HR	RBI	SB-A
2020*	.460	17-1	50	14	23	4	0	3	13	3-4
2021*	.270	39-1	126	31	34	6	0	5	22	0-1
2022	.250	3-0	4	1	1	0	0	0	0	0-0
TOTAL	.322	59-0	180	46	58	10	0	8	35	3-5

### SEASON HIGHS

AB: 2, vs. UAB (3/2)

R: 1, vs. UAB (3/2)

H: 1, vs. UAB (3/2)

2B: --

HR: --

RBI: --

### CAREER HIGHS

6, at Allen County (3/7/20)

3, four times

4, vs. Allen County (3/5/20)

2, vs. Ottawa (3/1/20)

1, eight times

3, five times

## 19 • BROOKS CARLSON IF

5-11 • 192 • GR • Mobile, Ala. • Samford

- Rated by Baseball America as the No. 21 impact transfer
- Two-time All-SoCon, 2020 All-America

### CAREER STATISTICS

YEAR	AVG	GP-GS	AB	R	H	2B	3B	HR	RBI	SB-A
2018*	.343	62-61	230	48	79	16	1	10	47	1-3
2019*	.345	59-59	226	47	78	17	2	6	41	0-1
2020*	.500	15-15	50	18	25	4	0	3	19	0-1
2021*	.301	50-49	186	38	56	13	1	6	37	2-2
TOTAL	.344	186-184	692	151	238	50	4	25	144	3-7

### SEASON HIGHS

AB: --

R: --

H: --

2B: --

HR: --

RBI: --

### CAREER HIGHS

6, three times

3, eight times

4, four times

2, five times

1, 25 times

7, at VMI (5/7/21)

## 17 • SONNY DICHIARA IF

6-1 • 263 • SR • Hoover, Ala. • Samford

- Leads the SEC and NCAA in doubles and ranks top five in the league in AVG, OBP, SLG, R, HR and TB
- Reaches base multiple times in all nine games
- Ranks 4th among active players in career HR
- Rated by Baseball America as the No. 14 impact transfer
- Rated by D1 Baseball as the No. 15 first baseman
- Two-time All-SoCon, 2019 Freshman All-America

### CAREER STATISTICS

YEAR	AVG	GP-GS	AB	R	H	2B	3B	HR	RBI	SB-A
2019*	.293	55-55	198	40	58	7	0	21	55	0-0
2020*	.328	15-15	61	9	20	3	0	2	21	0-0
2021*	.273	56-56	194	44	53	9	0	18	46	0-0
2022	.500	9-9	28	14	14	7	0	4	8	0-0
TOTAL	.301	135-135	481	107	145	26	0	45	130	0-0

### SEASON HIGHS

AB: 5, vs. Yale (2/25)

R: 3, three times

H: 3, vs. Yale (2/25)

2B: 2, vs. Oklahoma (2/18)

HR: 1, four times

RBI: 4, vs. Troy (2/23)

### CAREER HIGHS

6, two times

3, five times

4, at Austin Peay (2/21/21)

2, vs. Oklahoma (2/18/22)

2, eight times

6, at Wofford (4/26/21)

## 6 • RYAN DYAL C

5-10 • 197 • R-SO • Senoia, Ga. • East Coweta

- Became the first AU player with multiple outfield assists in same inning since 1996

### CAREER STATISTICS

YEAR	AVG	GP-GS	AB	R	H	2B	3B	HR	RBI	SB-A
2021	.200	31-22	70	18	14	2	0	3	7	1-1
2022	.214	9-9	28	9	6	1	0	0	6	0-0
TOTAL	.204	40-31	98	27	20	3	0	3	13	1-1

### SEASON HIGHS

AB: 5, vs. Alabama State (3/1)

R: 3, vs. Troy (2/23)

H: 2, two times

2B: --

HR: --

RBI: 3, vs. Kansas State (2/20)

### CAREER HIGHS

5, three times

3, two times

2, two times

1, two times

1, three times

3, vs. Kansas State (2/20/22)

## 11 • GARRETT FARQUHAR IF

5-11 • 187 • 5th • Hoover, Ala. • Shelton State

- Collected multiple hits with a 2B and RBI vs UAB (3/2)

### CAREER STATISTICS

YEAR	AVG	GP-GS	AB	R	H	2B	3B	HR	RBI	SB-A
2018*	.331	52-1	175	39	58	8	2	1	32	10-13
2019*	.363	55-1	168	54	61	11	2	2	31	14-16
2020	.263	13-10	38	15	10	2	0	0	10	1-1
2021	.375	20-5	32	8	12	4	0	0	7	1-1
2022	.118	9-4	17	2	2	1	0	0	1	0-0
AU	.276	42-19	87	25	24	7	0	0	18	2-2
TOTAL	.333	149-19	430	118	143	26	4	3	81	26-31

### SEASON HIGHS

AB: 6, vs. UAB (3/2)

R: 2, vs. UAB (3/2)

H: 2, vs. UAB (3/2)

2B: 1, vs. UAB (3/2)

HR: --

RBI: 1, vs. UAB (3/2)

### CAREER HIGHS

6, vs. UAB (3/2/22)

4, two times

3, seven times

2, two times

1, three times

4, two times

## 7 • COLE FOSTER IF

6-1 • 190 • SO • Plano, Texas • Plano Senior

- Hit his first career HR and drove in a career best four runs vs. Alabama State (3/1)
- Rated by D1 Baseball as the No. 32 second baseman and No. 19 SEC prospect for the 2023 MLB Draft
- Rated by Perfect Game as the No. 58 sophomore

### CAREER STATISTICS

YEAR	AVG	GP-GS	AB	R	H	2B	3B	HR	RBI	SB-A
2021	.292	15-4	24	5	7	3	0	0	1	0-0
2022	.250	9-9	28	3	7	1	0	1	13	0-1
TOTAL	.269	24-13	52	8	14	4	0	1	14	0-1

### SEASON HIGHS

AB: 4, three times

R: 2, vs. UAB (3/2)

H: 2, vs. Troy (2/23)

2B: 1, vs. Troy (2/23)

HR: 1, vs. Alabama State (3/1)

RBI: 4, vs. Alabama State (3/1)

### CAREER HIGHS

4, five times

3, vs. AAMU (2/24/21)

2, two times

1, four times

1, vs. Alabama State (3/1/22)

4, vs. Alabama State (3/1/22)

## 2 • JOSH HALL OF

5-9 • 192 • R-JR • Homewood, Ala • Ole Miss

- Became the first AU player since 2010 to steal home vs. K-State (2/20)

### CAREER STATISTICS

YEAR	AVG	GP-GS	AB	R	H	2B	3B	HR	RBI	SB-A
2019*	.171	54-9	35	12	6	0	1	1	7	10-11
2021	.326	20-10	43	10	14	2	2	0	9	5-6
2022	.333	5-3	12	2	4	1	0	0	0	1-1
TOTAL	.327	25-13	55	12	18	3	2	0	9	6-7
TOTAL	.267	79-22	90	24	24	3	3	1	16	16-18

### SEASON HIGHS

AB: 5, vs. Kansas State (2/20)

R: 1, two times

H: 2, vs. Kansas State (2/20)

2B: 1, vs. Yale (2/25)

HR: --

RBI: --

### CAREER HIGHS

5, two times

3, vs. AAMU (2/2



**4 • BRODY MOORE** IF

5-11 • 183 • SR • Oneonta, Ala. • Oneonta

**CAREER STATISTICS**

YEAR	AVG	GP-GS	AB	R	H	2B	3B	HR	RBI	SB-A
2019	.333	13-4	27	6	9	1	1	0	4	0-1
2020	.339	17-14	56	11	19	1	1	0	9	5-5
2021	.292	49-49	192	25	56	11	0	2	32	1-4
2022	.250	8-8	32	7	8	1	0	0	0	0-0
TOTAL	.300	87-75	307	49	92	14	2	2	45	6-10

**SEASON HIGHS**

AB: 6, vs. Alabama State (3/1)  
 R: 3, vs. Troy (2/23)  
 H: 2, two times  
 2B: 1, vs. Yale (2/25)  
 HR: --  
 RBI: --

**CAREER HIGHS**

6, three times  
 3, two times  
 4, two times  
 2, vs. AAMU (2/24/21)  
 1, two times  
 7, vs. AAMU (2/24/21)

**1 • BLAKE RAMBUSCH** IF

5-9 • 175 • R-JR • Austin, Texas • Grayson

- Hit his first career AU homer in the finale vs. Yale
- Has reached base in 66 of the last 67 games dating back to the final 13 games of 2019
- Rated by D1 Baseball as the No. 28 third baseman and No. 60 SEC prospect for the 2022 MLB Draft
- Ranked 11th in NJCAA with .444 average in 2021

**CAREER STATISTICS**

YEAR	AVG	GP-GS	AB	R	H	2B	3B	HR	RBI	SB-A
2019*	.333	55-7	174	52	58	14	2	4	46	4-4
2021*	.444	45-7	160	60	71	16	3	3	40	33-34
2022	.351	9-9	37	9	13	0	0	1	5	3-4
TOTAL	.381	109-9	371	121	142	30	5	8	91	40-42

**SEASON HIGHS**

AB: 5, two times  
 R: 4, vs. Kansas State (2/20)  
 H: 3, three times  
 2B: --  
 HR: 1, vs. Yale (2/26)  
 RBI: 2, two times

**CAREER HIGHS**

7, at McLennan (3/18/21)  
 4, four times  
 4, four times  
 3, vs. WK State (3/6/21)  
 1, eight times  
 4, two times

**8 • BRYSON WARE** OF

6-2 • 193 • JR • Madison, Miss. • Pearl River

- Went 3-for-4 with two 2B, a 3B and 6 RBI vs. UAB (3/2)
- Hit his first career grand slam and drove in a career high 6 runs vs. Troy (2/23)
- Is the first AU player with multiple 6+ RBI games in the same season since Tony Caldwell in 2011

**CAREER STATISTICS**

YEAR	AVG	GP-GS	AB	R	H	2B	3B	HR	RBI	SB-A
2020*	.321	16-7	53	14	17	3	3	5	17	4-5
2021	.254	43-37	138	36	35	6	1	6	26	4-5
2022	.231	9-7	26	8	6	3	1	1	13	3-3
AU	.250	52-44	164	44	41	9	2	7	39	7-8
TOTAL	.267	68-44	217	58	58	12	5	12	56	11-13

**SEASON HIGHS**

AB: 5, two times  
 R: 3, vs. UAB (3/2)  
 H: 3, vs. UAB (3/2)  
 2B: 2, vs. UAB (3/23)  
 HR: 1, vs. Troy (2/23)  
 RBI: 6, two times

**CAREER HIGHS**

5, six times  
 6, vs. AAMU (2/24/21)  
 3, five times  
 2, vs. UAB (3/2/22)  
 1, 12 times  
 6, two times

**50 • JAKE WYANDT** C

5-11 • 185 • GR • Laurel, Md. • Presbyterian

- Registered his hits and drove in a career high three runs vs. UAB (3/2)

**CAREER STATISTICS**

YEAR	AVG	GP-GS	AB	R	H	2B	3B	HR	RBI	SB-A
2018*	.208	30-7	53	22	11	2	0	2	14	11-14
2019*	.253	40-7	91	29	23	4	1	1	12	17-18
2020*	.133	10-7	15	0	2	0	0	0	0	0-0
2021*	.228	41-39	123	21	28	6	1	3	16	3-8
2022	.125	6-5	16	3	2	0	0	0	4	1-1
All*	.221	127-51	298	75	66	12	2	6	46	32-41

**SEASON HIGHS**

AB: 4, two times  
 R: 3, vs. UAB (3/2)  
 H: 2, vs. UAB (3/2)  
 2B: --  
 HR: --  
 RBI: 3, vs. UAB (3/2)

**CAREER HIGHS**

5, three times  
 3, vs. UAB (3/2/22)  
 3, at Auburn (2/20/21)  
 2, at ECU (2/27/21 - G2)  
 1, six times  
 3, vs. UAB (3/2/22)

**PITCHER PROFILES**

**46 • CHASE ALLSUP** RHP

6-1 • 220 • FR • Dothan, Ala. • Dothan

- Struck out the side in his AU debut vs. K-State (2/20)
- Hasn't allowed a hit in his first three appearances

**CAREER STATISTICS**

YEAR	ERA	W-L	G/S	IP	H	R	ER	BB	K	BAA
2022	0.00	0-0	3/0	3.0	0	0	0	3	7	.000

**SEASON HIGHS**

IP: 1.0, three times  
 H: --  
 R: --  
 ER: --  
 K: -- 3, vs. K-State (2/20)  
 BB: 2, vs. Yale (2/25)  
 PC: 25, vs. Yale (2/25)

**CAREER HIGHS**

1.0, three times  
 1, vs. Yale (2/26)  
 1, vs. Yale (2/26/22)  
 3, vs. Yale (2/25)  
 1, two times  
 3, vs. K-State (2/20/22)  
 2, vs. Yale (2/25/22)  
 25, vs. Yale (2/25/22)

**41 • J. ARMSTRONG** RHP

5-11 • 200 • FR • Marietta, Ga. • Harrison

- Leads the team and ranks top 25 in NCAA in apps

**CAREER STATISTICS**

YEAR	ERA	W-L	G/S	IP	H	R	ER	BB	K	BAA
2022	0.00	0-0	5/0	3.2	2	0	0	1	6	.182

**SEASON HIGHS**

IP: 1.0, vs. OU (2/18)  
 H: 1, two times  
 R: --  
 ER: --  
 K: 2, two times  
 BB: 1, vs. Texas Tech (2/19)  
 PC: 16, vs. Alabama State (3/1)

**CAREER HIGHS**

1.0, vs. OU (2/18/22)  
 1, two times  
 2, two times  
 1, vs. Texas Tech (2/19/22)  
 16, vs. Alabama State (3/1/22)

**52 • J. ARMSTRONG** RHP

6-2 • 184 • SR • McDonough, Ga. • Chatt Valley

- Pitched 5.1 scoreless and struck out a career high 11 in his first career AU start vs. Yale (2/25)
- 2021 NJCAA Second Team All-America and Alabama Community College Conference Pitcher of the Year
- Ranked second in NJCAA in ERA in 2021

**CAREER STATISTICS**

YEAR	ERA	W-L	G/S	IP	H	R	ER	BB	K	BAA
2019*	3.19	8-4	17/13	79.0	70	38	28	29	77	.222
2020*	2.57	2-2	6/6	35.0	34	15	10	4	41	.245
2021*	1.65	11-0	13/13	71.0	48	23	13	15	79	.179
2022	0.00	1-0	2/1	9.1	5	0	0	2	16	.156
TOTAL	2.36	22-6	38/33	194.1	157	76	51	50	213	--

**SEASON HIGHS**

IP: 5.1, vs. Yale (2/25)  
 H: 4, vs. Yale (2/25)  
 R: --  
 ER: --  
 K: 11, vs. Yale (2/25)  
 BB: 2, vs. OU (2/18)  
 PC: 73, vs. Yale (2/25)

**CAREER HIGHS**

8.0, at Coastal Ala-Monroeville (5/8/21)  
 11, at Coastal Ala-Bay Minette (3/30/19)  
 6, three times  
 5, vs. Gordon State (2/2/19)  
 11, vs. Yale (2/25/22)  
 4, two times  
 73, vs. Yale (2/25/22)

**18 • MASON BARNETT** RHP

6-0 • 218 • JR • Cartersville, Ga. • Cartersville

- Earned the win vs. UAB, allowing one run on two hits with no walks and eight strikeouts (3/2)
- Rated by D1 Baseball as the No. 89 starting pitcher and No. 23 SEC prospect for the 2022 MLB Draft
- Rated by Perfect Game as the No. 48 junior

**CAREER STATISTICS**

YEAR	ERA	W-L	G/S	IP	H	R	ER	BB	K	BAA
2020	3.52	0-0	6/0	7.2	5	4	3	3	16	.192
2021	5.40	2-4	16/6	40.0	39	28	24	21	43	.265
2022	1.12	1-0	4/1	8.0	3	1	1	2	8	.115
TOTAL	4.53	3-4	26/7	55.2	47	33	28	26	67	.236

**SEASON HIGHS**

IP: 5.0, vs. UAB (3/2)  
 H: 2, vs. UAB (3/2)  
 R: 1, vs. UAB (3/2)  
 ER: 1, vs. UAB (3/2)  
 K: 8, vs. UAB (3/2)  
 BB: 1, vs. K-State (2/20)  
 PC: 66, vs. UAB (3/2)

**CAREER HIGHS**

7.0, vs. Little Rock (3/13/21)  
 6, vs. Kentucky (3/27/21)  
 6, at Ole Miss (3/20/21)  
 5, vs. Kentucky (3/27/21)  
 9, vs. Little Rock (3/13/21)  
 5, at Arkansas (4/3/21)  
 91, vs. Little Rock (3/13/21)

**34 • BEN BOSSE** RHP

6-1 • 194 • FR • Brenham, Texas • Brenham

- Struck out the side in his AU debut vs. Yale (2/25)
- Hasn't allowed a hit in his first three appearances

**CAREER STATISTICS**

YEAR	ERA	W-L	G/S	IP	H	R	ER	BB	K	BAA
2022	4.50	0-0	3/0	2.0	0	1	1	2	3	.000

**SEASON HIGHS**

IP: 1.0, two times  
 H: --  
 R: 1, vs. Yale (2/26)  
 ER: 1, vs. Yale (2/26)  
 K: 3, vs. Yale (2/25)  
 BB: 1, two times  
 PC: 18, vs. Yale (2/25)

**CAREER HIGHS**

1.0, two times  
 1, vs. Yale (2/26/22)  
 1, vs. Yale (2/26/22)  
 3, vs. Yale (2/25/22)  
 1, two times  
 18, vs. Yale (2/25/22)

**21 • TRACE BRIGHT** RHP

6-4 • 199 • JR • Montgomery, Ala. • Trinity

- Hasn't allowed an earned run in two starts and 11.0 IP
- Matched a career best with 6.0 IP vs. Yale (2/26)

**CAREER STATISTICS**

YEAR	ERA	W-L	G/S	IP	H	R	ER	BB	K	BAA
2020	8.38	1-1	3/3	9.2	10	9	9	7	12	.278
2021	6.98	4-4	19/11	49.0	53	42	38	18	43	.276
2022	0.00	1-0	2/2	11.0	5	1	0	5	11	.139
TOTAL	6.07	6-5	24/16	69.2	68	52	47	30	66	.258

**SEASON HIGHS**

IP: 6.0, vs. Yale (2/26)  
 H: 3, vs. Yale (2/26)  
 R: 1, vs. Kansas State (2/20)  
 ER: --  
 K: 6, vs. Yale (2/26)  
 BB: 3, vs. Yale (2/26)  
 PC: 83, vs. Yale (2/26)

**CAREER HIGHS**

6.0, two times  
 6, vs. Texas A&M (5/16/21)  
 7, at Ole Miss (3/21/21)  
 7, at Ole Miss (3/21/21)  
 7, vs. AAMU (2/23/21)  
 3, three times  
 86, vs. Texas A&M (2/28/21)

**40 • B. BURKHALTER** RHP

6-0 • 204 • JR • Dothan, Ala. • Northview

- Earned a save and win in his first two appearances
- Named to the NCBWA Stopper of the Year watch list
- Rated by D1 Baseball as the No. 23 relief pitcher

**CAREER STATISTICS**

YEAR	ERA	W-L	G/S	IP	H	R	ER	BB	K	BAA
2020	2.08	0-0	4/0	4.1	6	1	1	3	3	.462
2021	1.71	1-0	17/0	21.0	14	5	4	16	30	.182
2022	1.69	1-0	3/0	5.1	2	1	1	0	5	.111
TOTAL	1.76	2-0	24/0	30.2	22	7	6	19	38	.204

**SEASON HIGHS**

IP: 2.0, two times  
 H: 2, vs. Alabama State (3/1)  
 R: 1, vs. Alabama State (3/1)  
 ER: 1, vs. Alabama State (3/1)  
 K: 2, two times  
 BB: --  
 PC: 21, two times

**CAREER HIGHS**

2.1, two times  
 3, two times  
 2, at Lipscomb (3/16/21)  
 1, five times  
 4, three times  
 2, four times  
 48, vs. North Alabama (5/18/21)

**23 • P. CARLSON** RHP

**54 • K. COPELAND LHP**

6-2 • 178 • 50 • Mobile, Ala. • Pensacola State

- Made his first Auburn start vs. Alabama State (3/1)
- 2021 NJCAA Third Team All-America and Florida Panhandle Conference Pitcher of the Year
- Ranked fourth in NJCAA in ERA in 2021

**CAREER STATISTICS**

YEAR	ERA	W-L	G/S	IP	H	R	ER	BB	K	BAA
2021*	1.74	7-1	12/8	57.0	43	14	11	16	81	.211
2022	0.00	0-0	1/1	2.1	5	1	0	2	1	.455
TOTAL	1.67	7-1	13/9	59.1	48	15	11	18	82	--

**SEASON HIGHS**

IP: 2.1, vs. Alabama State (3/1)  
 H: 5, vs. Alabama State (3/1)  
 R: 1, vs. Alabama State (3/1)  
 ER: --  
 K: 1, vs. Alabama State (3/1)  
 BB: 2, vs. Alabama State (3/1)  
 PC: 52, vs. Alabama State (3/1)

**CAREER HIGHS**

7.0, two times  
 11, at Chipola (3/20/21)  
 4, two times  
 4, vs. Miami-Dade (5/6/21)  
 12, at NW FL State (4/30/21)  
 2, seven times  
 52, vs. Alabama State (3/1/22)

**57 • TYLER DRABICK RHP**

6-2 • 193 • GR • Canton, Ohio • Lipscomb

- Earned the win and matched a career best with five strikeouts in his Auburn debut vs. Alabama State (3/1)
- Rated by Baseball America as the No. 94 impact transfer

**CAREER STATISTICS**

YEAR	ERA	W-L	G/S	IP	H	R	ER	BB	K	BAA
2018*	3.52	0-0	11/1	15.1	12	7	6	6	14	.203
2019*	3.73	1-0	14/0	31.1	20	13	15	29	163	.163
2020*	11.57	0-1	5/0	4.2	10	6	6	2	3	.435
2021*	2.81	1-0	23/0	32.0	20	11	10	13	46	.180
2022	3.86	1-0	1/0	2.1	1	1	1	2	5	.125
TOTAL	3.78	3-1	54/1	85.2	63	45	36	38	97	--

**SEASON HIGHS**

IP: 2.1, vs. Alabama State (3/1)  
 H: 1, vs. Alabama State (3/1)  
 R: 1, vs. Alabama State (3/1)  
 ER: 1, vs. Alabama State (3/1)  
 K: 5, vs. Alabama State (3/1)  
 BB: 2, vs. Alabama State (3/1)  
 PC: 46, vs. Alabama State (3/1)

**CAREER HIGHS**

3.2, vs. Toledo (5/3/19)  
 5, two times  
 5, at Northern Illinois (4/19/19)  
 5, at Northern Illinois (4/19/19)  
 5, four times  
 2, eight times  
 46, vs. Alabama State (3/1/22)

**14 • BROOKS FULLER LHP**

6-3 • 210 • SR • Auburn, Ala. • Auburn

**CAREER STATISTICS**

YEAR	ERA	W-L	G/S	IP	H	R	ER	BB	K	BAA
2019	4.50	2-2	20/8	44.0	39	30	22	35	36	.239
2020	2.25	1-1	3/2	8.0	11	3	2	1	7	.333
2021	8.50	0-0	16/0	18.0	24	18	17	20	316	
2022	27.00	0-0	2/0	1.1	4	4	4	3	2	.500
TOTAL	5.68	3-3	41/10	71.1	78	55	45	56	65	.279

**SEASON HIGHS**

IP: 1.0, vs. Troy (2/23)  
 H: 3, vs. Alabama State (3/1)  
 R: 4, vs. Alabama State (3/1)  
 ER: 4, vs. Alabama State (3/1)  
 K: 2, vs. Troy (2/23)  
 BB: 2, vs. Alabama State (3/1)  
 PC: 27, vs. Alabama State (3/1)

**CAREER HIGHS**

6.0, at Texas A&M (4/13/19)  
 5, three times  
 5, vs. Baylor (2/27/21)  
 5, vs. Baylor (2/27/21)  
 6, vs. Ole Miss (4/20/19)  
 4, at South Carolina (3/30/19)  
 93, at Texas A&M (4/13/19)

**45 • J. GONZALEZ RHP**

6-4 • 230 • SO • Humacao, PR • Leadership CA

- Earned the win in 5.0 scoreless vs. Texas Tech (2/19), matching a career high in IP
- Rated by Baseball America as the No. 41 college prospect for the 2023 MLB Draft

**CAREER STATISTICS**

YEAR	ERA	W-L	G/S	IP	H	R	ER	BB	K	BAA
2021	6.17	2-3	21/5	42.1	51	30	29	10	30	.293
2022	3.38	1-0	2/2	8.0	10	3	3	3	7	.345
TOTAL	5.72	3-3	23/7	50.1	61	33	32	13	37	.300

**SEASON HIGHS**

IP: 5.0, vs. Texas Tech (2/19)  
 H: 7, vs. Yale (2/26)  
 R: 3, vs. Yale (2/26)  
 ER: 2, vs. Yale (2/26)  
 K: 5, vs. Texas Tech (2/19)  
 BB: 3, vs. Texas Tech (2/19)  
 PC: 81, vs. Texas Tech (2/19)

**CAREER HIGHS**

5.0, three times  
 8, vs. Kentucky (3/27/21)  
 9, vs. Miss. State (4/11/21)  
 9, vs. Miss. State (4/11/21)  
 7, at UAB (3/9/21)  
 5, at Arkansas (4/3/21)  
 86, at Arkansas (4/3/21)

**9 • CADE GRANZOW RHP**

6-3 • 220 • FR • Franklin, Tenn. • Brentwood

**CAREER STATISTICS**

YEAR	ERA	W-L	G/S	IP	H	R	ER	BB	K	BAA
2022	0.00	0-0	3/0	2.2	3	0	0	1	2	.333

**SEASON HIGHS**

IP: 1.0, two times  
 H: 1, three times  
 R: --  
 ER: --  
 K: 1, two times  
 BB: 1, vs. Yale (2/26)  
 PC: 18, vs. Yale (2/26)

**CAREER HIGHS**

1.0, two times  
 1, three times  
 --  
 --  
 1, two times  
 1, vs. Yale (2/26/22)  
 18, vs. Yale (2/26/22)

**16 • CAM HILL LHP**

6-5 • 214 • SO • Madison, Ala. • Bob Jones

**CAREER STATISTICS**

YEAR	ERA	W-L	G/S	IP	H	R	ER	BB	K	BAA
2021	19.29	2-0	10/0	7.0	14	16	15	11	8	.438

**SEASON HIGHS**

IP: --  
 H: --  
 R: --  
 ER: --  
 K: --  
 BB: --  
 PC: --

**CAREER HIGHS**

1.0, five times  
 4, vs. Boston College (3/7/21)  
 5, vs. Boston College (3/7/21)  
 5, vs. Boston College (3/7/21)  
 2, two times  
 3, two times  
 35, vs. North Alabama (5/18/21)

**28 • NATE LARUE RHP**

6-3 • 217 • JR • Mobile, Ala. • McGill-Toolen

- Pitched a career best 2.0 scoreless vs. Alabama State

**CAREER STATISTICS**

YEAR	ERA	W-L	G/S	IP	H	R	ER	BB	K	BAA
2021	9.00	0-0	1/0	1.0	2	1	1	0	1	.500
2022	0.00	0-0	2/0	3.0	3	0	0	2	3	.273
TOTAL	2.25	0-0	3/0	4.0	5	1	1	2	4	.333

**SEASON HIGHS**

IP: 2.0, vs. Alabama State (3/1)  
 H: 2, vs. Troy (2/23)  
 R: --  
 ER: --  
 K: 2, vs. Alabama State (3/1)  
 BB: 2, vs. Alabama State (3/1)  
 PC: 37, vs. Alabama State (3/1)

**CAREER HIGHS**

2.0, vs. Alabama State (3/1/22)  
 2, two times  
 1, vs. JSU (4/21/21)  
 1, vs. JSU (4/21/21)  
 2, vs. Alabama State (3/1/22)  
 2, vs. Alabama State (3/1/22)  
 37, vs. Alabama State (3/1/22)

**20 • HAYDEN MULLINS LHP**

6-0 • 194 • JR • Gallatin, Tenn. • Hendersonville

- Rated by D1 Baseball as the No. 72 SEC prospect

**CAREER STATISTICS**

YEAR	ERA	W-L	G/S	IP	H	R	ER	BB	K	BAA
2020	3.68	1-0	5/0	7.1	4	3	3	6	10	.174
2021	2.38	2-0	7/0	11.1	10	4	3	4	19	.222
2022	8.31	1-1	3/0	4.1	4	4	4	3	3	.267
TOTAL	3.91	4-1	15/0	23.0	18	11	10	13	32	.217

**SEASON HIGHS**

IP: 2.0, two times  
 H: 2, vs. OU (2/18)  
 R: 3, vs. OU (2/18)  
 ER: 3, vs. OU (2/18)  
 K: 2, vs. Troy (2/23)  
 BB: 2, vs. OU (2/18)  
 PC: 36, vs. OU (2/18)

**CAREER HIGHS**

4.0, at UAB (3/9/21)  
 3, vs. Little Rock (3/14/21)  
 3, two times  
 3, two times  
 8, at UAB (3/9/21)  
 3, vs. Wofford (3/11/20)  
 55, at UAB (3/9/21)

**47 • TOMMY SHEEHAN LHP**

6-0 • 209 • GR • Brielle, N.J. • Notre Dame

- Made his fourth straight Opening Day start vs. OU
- Pitched 3.0 scoreless innings in his 2nd start vs. Troy
- Rated by D1 Baseball as the No. 34 impact transfer

**CAREER STATISTICS**

YEAR	ERA	W-L	G/S	IP	H	R	ER	BB	K	BAA
2018*	5.74	2-4	14/14	62.2	62	43	40	41	27	.264
2019*	4.58	5-6	15/15	92.1	100	62	47	23	62	.268
2020*	2.70	3-0	4/4	23.1	18	7	7	5	22	.202
2021*	6.75	0-1	2/2	8.0	10	6	6	5	10	.303
2022	2.25	0-0	2/2	4.0	2	1	1	4	2	.143
TOTAL	4.78	10-11	37/37	190.1	192	119	101	78	123	.258

**SEASON HIGHS**

IP: 3.0, vs. Troy (2/23)  
 H: 1, two times  
 R: 1, vs. Troy (2/23)  
 ER: 1, vs. Troy (2/23)  
 K: 1, two times  
 BB: 3, vs. Troy (2/23)  
 PC: 43, vs. Troy (2/23)

**CAREER HIGHS**

9.0, two times  
 13, vs. North Carolina (4/13/19)  
 11, vs. North Carolina (4/13/19)  
 8, vs. North Carolina (4/13/19)  
 9, at UAB (2/14/20)  
 6, vs. Purdue (2/24/18)  
 112, vs. North Carolina (4/13/19)

**29 • CARSON SKIPPER LHP**

6-2 • 211 • SR • Trussville, Ala. • Hewitt-Trussville

- Named to the NCBWA Stopper of the Year watch list for the second straight season

**CAREER STATISTICS**

YEAR	ERA	W-L	G/S	IP	H	R	ER	BB	K	BAA
2019	7.46	3-3	17/8	35.0	45	33	29	23	38	.306
2020	1.00	0-0	7/0	9.0	5	1	1	3	12	.167
2021	4.25	2-2	19/0	29.2	29	16	14	9	37	.248
2022	0.00	0-0	2/0	4.0	1	0	0	3	5	.077
TOTAL	5.10	5-5	45/8	77.2	80	50	44	38	92	.261

**SEASON HIGHS**

IP: 3.0, vs. Yale (2/26)  
 H: 1, vs. Yale (2/26)  
 R: --  
 ER: --  
 K: 4, vs. Yale (2/26)  
 BB: 2, vs. Yale (2/26)  
 PC: 57, vs. Yale (2/26)

**CAREER HIGHS**

4.2, vs. UTSA (3/9/19)  
 5, four times  
 5, two times  
 5, vs. Arkansas (4/5/19)  
 8, vs. AAMU (2/19/19)  
 4, at Georgia Tech (4/16/19)  
 78, vs. Arkansas (4/5/19)

**32 • CARSON SWILLING RHP**

5-11 • 196 • SO • Smiths Station, Ala. • Smiths

**CAREER STATISTICS**

YEAR	ERA	W-L	G/S	IP	H	R	ER	BB	K	BAA
2021	3.34	1-2	21/0	29.2	28	15	11	14	33	.248
2022	3.00	0-1	3/0	3.0	0	1	1	3	3	.000
TOTAL	3.31	1-3	24/0	32.2	28	16	12	17	36	.231

**SEASON HIGHS**

IP: 1.0, three times  
 H: --  
 R: 1, vs. Yale (2/26)  
 ER: 1, vs. Yale (2/26)  
 K: 1, three times  
 BB: 2, vs. Yale (2/26)  
 PC: 24, vs. Yale (2/26)

**CAREER HIGHS**

3.2, at Lipscomb (3/16/21)  
 5, at Georgia (5/1/21)  
 3, three times  
 3, two times  
 5, at Georgia (5/1/21)  
 3, two times  
 67, at Georgia (5/1/21)

**22 • GARRETT WADE LHP**

6-3 • 199 • R-JR • Hartselle, Ala. • Hartselle

- Made his first appearance since March 2020 vs. TTU

**CAREER STATISTICS**

YEAR	ERA	W-L
------	-----	-----

# PITCHING CAREERS

## CHASE ALLSUP'S CAREER APPEARANCES

### 2022 - FRESHMAN YEAR

Date	Opp (Res.)	DEC	QS	IP	H	R	ER	BB	SO	HR	ERA	NP
2/20	vs. Kansas State (W, 12-1)	-	-	1.0	0	0	0	0	3	0	0.00	14
2/25	YALE (W, 9-0)	-	-	1.0	0	0	0	2	2	0	0.00	25
3/2	UAB (W, 16-1)	-	-	1.0	0	0	0	1	2	0	0.00	20

## JOHN ARMSTRONG'S CAREER APPEARANCES

### 2022 - FRESHMAN YEAR

Date	Opp (Res.)	DEC	QS	IP	H	R	ER	BB	SO	HR	ERA	NP
2/18	vs. Oklahoma (L, 0-3)	-	-	1.0	0	0	0	0	1	0	0.00	8
2/19	vs. #12 Texas Tech (W, 2-1)	-	-	0.2	0	0	0	1	0	0	0.00	13
2/25	YALE (W, 9-0)	-	-	0.2	0	0	0	0	2	0	0.00	9
2/26	YALE-G2 (L, 4-5 [10])	-	-	0.2	1	0	0	0	1	0	0.00	12
3/1	ALABAMA STATE (W, 13-7)	-	-	0.2	1	0	0	0	2	0	0.00	16

## JORDAN ARMSTRONG'S CAREER APPEARANCES

\*- Starter

### 2019 - FRESHMAN YEAR AT CHATTAHOOCHEE VALLEY

Date	Opp (Res.)	DEC	QS	IP	H	R	ER	BB	SO	HR	ERA	NP
2/2	*vs. Gordon State (L, 2-6)	L	-	4.0	3	6	5	4	2	1	11.25	--
2/9	*at Pensacola State (W, 9-3)	W	-	5.2	7	3	2	1	9	0	6.52	--
2/15	ABRAHAM BALDWIN (W, 11-7)	-	-	2.0	2	2	2	1	2	0	6.94	--
2/22	at Tallahassee (W, 6-4)	W	-	4.1	5	1	1	2	4	0	5.63	--
3/5	GORDON STATE (L, 2-12)	-	-	1.0	1	0	0	0	2	0	5.29	--
3/5	*at Wallace-Selma (W, 7-4)	W	X	7.0	4	3	3	2	5	0	4.88	--
3/16	*ENTERPRISE STATE (W, 10-2)	W	-	5.0	2	1	0	1	6	0	4.03	--
3/23	at Lawson State (L, 1-6)	-	-	3.0	2	1	1	0	2	0	3.94	--
3/30	*at Coastal Alabama-BM (W, 9-8)	-	-	5.0	11	3	1	2	2	0	3.65	--
4/7	*at Coastal Alabama-BR (L, 2-3)	L	X	6.1	8	3	3	2	9	2	3.74	--
4/12	*at Coastal Alabama-MO (L, 1-2)	L	X	6.0	2	2	1	2	7	0	3.47	--
4/20	*BISHOP STATE (W, 3-2)	W	X	6.0	2	2	2	2	7	0	3.42	--
4/27	*WALLACE-DOTHAN (W, 4-0)	W	X	7.0	3	0	0	3	3	0	3.03	--
5/4	*LURLEEN B. WALLACE (W, 12-2)	W	-	3.0	2	0	0	3	3	0	2.89	--
5/10	*at Wallace State (W, 7-2)	W	X	6.0	5	2	2	2	7	0	2.90	--
5/15	*vs. Lurleen B. Wallace (W, 9-8)	-	-	3.0	4	3	3	1	5	1	3.15	--
5/27	*vs. Central Arizona (L, 2-10)	L	-	4.2	7	6	2	1	2	0	3.19	--

### 2020 - SOPHOMORE YEAR AT CHATTAHOOCHEE VALLEY

Date	Opp (Res.)	DEC	QS	IP	H	R	ER	BB	SO	HR	ERA	NP
2/1	*at LaGrange (W, 11-5)	-	-	4.0	8	3	2	0	6	0	4.50	--
2/8	*vs. St. Johns River State (L, 1-2)	L	-	5.0	6	2	2	1	8	0	4.00	--
2/15	*SNEAD STATE (L, 1-4)	L	-	6.0	7	4	4	0	9	1	4.80	--
2/22	*at Tallahassee (W, 7-1)	W	X	7.0	4	1	0	0	9	0	3.27	--
2/29	*at Gordon State (L, 5-6)	-	-	6.0	6	5	2	3	3	0	3.21	--
3/8	*COASTAL ALABAMA-BM (W, 1-0)	W	X	7.0	3	0	0	0	6	0	2.57	--

### 2021 - JUNIOR YEAR AT CHATTAHOOCHEE VALLEY

Date	Opp (Res.)	DEC	QS	IP	H	R	ER	BB	SO	HR	ERA	NP
2/2	*GORDON STATE (W, 7-2)	-	-	1.0	0	0	0	1	2	0	0.00	--
2/4	*CALHOUN (W, 10-0)	W	-	4.0	1	0	0	1	4	0	0.00	--
2/19	*vs. John A. Logan (W, 8-2)	W	-	5.0	3	2	1	0	7	0	0.90	--
2/25	*at Snead State (W, 13-5)	W	-	4.0	4	4	4	4	6	1	3.21	--
3/6	*at Coastal Alabama-Mo (W, 1-0)	W	X	7.0	3	0	0	1	6	0	2.14	--
3/13	*at Wallace-Selma (W, 14-1)	W	-	5.0	2	1	0	2	4	0	1.73	--
3/20	*COASTAL ALABAMA-BR (W, 4-1)	W	X	7.0	5	1	1	1	10	0	1.64	--
3/27	*at Coastal Alabama-BM (L, 3-4)	-	-	5.0	6	3	2	3	3	0	1.89	--
4/3	*ENTERPRISE STATE (W, 5-0)	W	X	7.0	4	0	0	0	8	0	1.60	--
4/11	*LURLEEN B. WALLACE (W, 4-3)	W	X	6.0	4	3	2	0	8	0	1.76	--
4/18	*vs. Bishop State (W, 10-0)	W	-	5.0	2	0	0	0	5	0	1.61	--
4/29	*WALLACE-DOTHAN (W, 8-3)	W	X	7.0	4	3	1	1	7	0	1.57	--
5/8	*at Coastal Alabama-Mo (W, 14-6)	W	-	8.0	10	6	2	1	9	0	1.65	--

### 2022 - SENIOR YEAR

Date	Opp (Res.)	DEC	QS	IP	H	R	ER	BB	SO	HR	ERA	NP
2/18	vs. Oklahoma (L, 0-3)	-	-	4.0	1	0	0	2	5	0	0.00	64
2/25	*YALE (W, 9-0)	W	-	5.1	4	0	0	0	11	0	0.00	73

## MASON BARNETT'S CAREER APPEARANCES

\*- Starter

### 2020 - FRESHMAN YEAR

Date	Opp (Res.)	DEC	QS	IP	H	R	ER	BB	SO	HR	ERA	NP
2/15	ILLINOIS-CHICAGO (W, 7-3)	-	-	1.0	4	3	3	1	2	0	27.00	32
2/19	OAKLAND (W, 17-1)	-	-	1.0	0	0	0	0	2	0	13.50	10
2/25	ALABAMA A&M (W, 10-0)	-	-	1.0	0	0	0	1	2	0	9.00	17
3/1	WRIGHT STATE (W, 6-0)	-	-	1.0	0	0	0	1	2	0	6.75	21
3/8	CHICAGO STATE (W, 9-0)	-	-	1.0	1	0	0	0	3	0	5.40	19
3/10	GEORGIA TECH (L, 2-6)	-	-	2.2	0	1	0	0	5	0	3.52	35

### 2021 - SOPHOMORE YEAR

Date	Opp (Res.)	DEC	QS	IP	H	R	ER	BB	SO	HR	ERA	NP
2/21	*PRESBYTERIAN (W, 2-1 [10])	-	-	4.0	3	0	0	2	4	0	0.00	65
2/26	vs. #25 Oklahoma (L, 3-4 [10])	-	-	1.1	2	1	1	3	1	0	1.69	42
3/6	*#18 BOSTON COLLEGE (W, 16-1)	W	-	5.1	2	1	0	2	3	0	0.84	75
3/13	*LITTLE ROCK (W, 6-0)	W	X	7.0	2	0	0	1	9	0	0.51	91
3/20	*at #4 Ole Miss (L, 5-6)	L	-	3.0	5	6	4	2	4	0	2.18	72
3/27	*KENTUCKY (L, 6-7)	-	-	5.1	6	5	5	0	8	2	3.46	84
4/1	at #1 Arkansas (W, 2-1)	S	-	1.0	0	0	0	1	0	0	3.33	15
4/3	at #1 Arkansas (L, 5-6 [10])	-	-	1.2	2	1	1	5	0	0	3.45	45
4/11	#4 MISSISSIPPI STATE (L, 10-19)	-	-	2.0	4	2	2	0	1	0	3.82	33
4/17	at Alabama (L, 9-10)	L	-	1.1	4	2	2	2	1	0	4.22	34
4/21	*JAX STATE (W, 8-7 [10])	-	-	1.0	0	0	0	0	1	0	4.09	14

4/25	#10 FLORIDA (L, 4-6)	L	-	3.0	2	1	0	0	4	0	3.75	42
4/29	at #20 Georgia (L, 0-4)	-	-	1.0	2	2	2	1	2	1	4.14	24
5/6	LSU (L, 3-8)	-	-	1.0	2	1	1	0	2	0	4.26	18
5/15	TEXAS A&M (L, 9-11)	-	-	2.0	1	3	3	1	3	0	4.72	36
5/22	at Missouri (L, 6-7)	L	-	0.0	2	3	3	1	0	0	5.40	14

### 2022 - JUNIOR YEAR

Date	Opp (Res.)	DEC	QS	IP	H	R	ER	BB	SO	HR	ERA	NP
2/20	vs. Kansas State (W, 12-1)	-	-	1.0	0	0	0	1	0	0	0.00	13
2/23	TROY (W, 13-1)	-	-	1.0	0	0	0	0	0	0	0.00	6
2/26	YALE-G1 (W, 4-3)	-	-	1.0	1	0	0	1	0	0	0.00	20
3/2	*UAB (W, 16-1)	W	-	5.0	2	1	1	0	8	0	1.12	66

## BEN BOSSE'S CAREER APPEARANCES

### 2022 - FRESHMAN YEAR

Date	Opp (Res.)	DEC	QS	IP	H	R	ER	BB	SO	HR	ERA	NP
2/25	YALE (W, 9-0)	-	-	1.0	0	0	0	0	3	0	0.00	18
2/26	YALE-G2 (L, 4-5 [10])	-	-	0.0	0	1	1	0	0	0	9.00	5
3/2	UAB (W, 16-1)	-	-	1.0	0	0	0	1	0	0	4.50	9

## TRACE BRIGHT'S CAREER APPEARANCES

\*- Starter

### 2020 - FRESHMAN YEAR

Date	Opp (Res.)	DEC	QS	IP	H	R	ER	BB	SO	HR	ERA	NP
2/19	*OAKLAND (W, 17-1)	W	-	3.0	2	1	1	1	6	1	3.00	59
2/26	*ALABAMA A&M (W, 12-6)	-	-	4.2	3	4	4	3	6	0	5.87	80
3/11	*WOFFORD (L, 3-4)	L	-	2.0	5	4	4	3	0	0	8.38	50

### 2021 - SOPHOMORE YEAR

Date	Opp (Res.)	DEC	QS	IP	H	R	ER	BB	SO	HR	ERA	NP
2/19	PRESBYTERIAN (W, 14-3)	-	-	1.0	2	0	0	0	2	0	0.00	28
2/23	*ALABAMA A&M (W, 18-2 [7])	W	-	4.0	2	2	1	0	7	0	1.80	55
2/28	*vs. Texas A&M (W, 6-1)	W	X	6.0	3	0	0	2	1	0	0.82	86
3/7	*#18 BOSTON COLLEGE (L, 9-1											

**KONNER COPELAND'S CAREER APPEARANCES**

\*-Starter

**2021 - FRESHMAN YEAR AT PENSACOLA STATE**

Date	Opp (Res.)	DEC	QS	IP	H	R	ER	BB	SO	HR	ERA	NP
1/22	vs. Seminole State (L, 6-7)	-	-	3.0	2	0	0	1	2	0	0.00	--
1/30	vs. Coastal Alabama - Br (W, 4-0)	S	-	1.0	0	0	0	0	0	0	0.00	--
2/8	LURLEEN B. WALLACE (L, 2-3)	-	-	2.0	0	0	0	2	5	0	0.00	--
2/21	at Delgado (L, 1-2)	-	-	4.0	1	0	0	1	8	0	0.00	--
2/27	*COASTAL ALABAMA - BM (W, 11-0)	W	X	6.0	2	0	0	2	7	0	0.00	--
3/6	*DELGADO (W, 2-1)	W	X	6.0	4	1	1	1	8	1	0.40	--
3/20	*at Chipola (W, 15-5)	W	-	3.1	11	4	3	0	6	0	1.38	--
4/3	*TALLAHASSEE (W, 9-0)	W	X	7.0	1	0	0	1	8	0	1.09	--
4/11	*GULF COAST STATE (W, 5-3)	W	X	6.0	4	3	2	2	9	0	1.38	--
4/23	*at Gulf Coast State (W, 10-2)	W	X	6.0	9	2	1	2	9	0	1.40	--
4/30	*at NW Florida State (W, 4-0)	W	X	7.0	3	0	0	2	12	0	1.21	--
5/6	*vs. Miami Dade (L, 5-9)	L	-	5.0	6	4	4	2	7	0	1.74	--

**2022 - SOPHOMORE YEAR**

Date	Opp (Res.)	DEC	QS	IP	H	R	ER	BB	SO	HR	ERA	NP
3/1	*ALABAMA STATE (W, 13-7)	-	-	2.1	5	1	0	2	1	0	0.00	52

**TYLER DRABICK'S CAREER APPEARANCES**

**2022 - GRADUATE YEAR**

Date	Opp (Res.)	DEC	QS	IP	H	R	ER	BB	SO	HR	ERA	NP
3/1	ALABAMA STATE (W, 13-7)	W	-	2.1	1	1	1	2	5	0	3.86	46

**BROOKS FULLER'S CAREER APPEARANCES**

\*-Starter

**2019 - FRESHMAN YEAR**

Date	Opp (Res.)	DEC	QS	IP	H	R	ER	BB	SO	HR	ERA	NP
2/16	GEORGIA SOUTHERN (L, 5-7)	-	-	1.0	1	1	1	1	0	1	9.00	21
2/20	*ALABAMA A&M (W, 10-2)	-	-	3.0	2	2	0	2	3	0	2.25	46
3/2	CINCINNATI (W, 9-5)	-	-	1.2	0	0	0	0	1	0	1.59	14
3/5	UT MARTIN (W, 15-9)	-	-	2.2	2	3	0	3	0	0	1.08	42
3/9	UTSA (W, 8-3)	-	-	1.0	0	0	0	1	0	0	0.96	17
3/16	#21 TENNESSEE (W, 5-2)	W	-	3.2	2	1	1	2	3	0	1.38	63
3/23	at #4 Mississippi State (L, 2-15)	-	-	3.2	4	1	1	3	3	0	1.62	67
3/30	*at South Carolina (L, 0-4)	L	-	5.0	3	2	2	4	4	1	2.08	88
4/5	*#9 ARKANSAS (L, 6-9)	-	-	3.1	3	3	2	4	4	0	2.52	76
4/9	JACKSONVILLE STATE (L, 6-11)	-	-	0.0	0	1	1	2	0	0	2.88	15
4/13	*at #12 Texas A&M (W, 7-0)	W	X	6.0	4	0	0	3	4	0	2.32	93
4/20	*#17 OLE MISS (W, 6-5)	-	-	4.2	5	3	3	2	6	2	2.78	79
4/26	*at #4 Vanderbilt (L, 5-9)	L	-	1.2	4	4	2	2	1	1	3.13	37
5/4	*ALABAMA (L, 6-7)	-	-	3.0	3	2	2	3	3	0	3.35	61
5/11	#7 GEORGIA (L, 8-10)	-	-	0.2	0	0	0	0	1	0	3.29	4
5/14	*NORTH ALABAMA (W, 8-7)	-	-	1.1	3	4	4	3	1	0	4.04	36
5/17	at #20 LSU (L, 1-5)	-	-	1.0	1	1	1	1	1	0	4.15	16
5/18	at #20 LSU (W, 5-4)	-	-	0.1	0	0	0	0	0	0	4.12	3
5/22	vs. #2 Vanderbilt (L, 1-11)	-	-	0.1	2	2	2	0	1	0	4.50	17
5/23	vs. #17 LSU (L, 3-4)	-	-	0.0	0	0	0	0	0	0	4.50	2

**2020 - SOPHOMORE YEAR**

Date	Opp (Res.)	DEC	QS	IP	H	R	ER	BB	SO	HR	ERA	NP
2/16	ILLINOIS-CHICAGO (W, 14-0)	-	-	2.0	2	0	0	0	3	0	0.00	34
2/25	*ALABAMA A&M (W, 10-0)	W	-	4.0	5	0	0	0	3	0	0.00	60
3/10	*GEORGIA TECH (L, 2-6)	L	-	2.0	4	3	2	1	1	0	2.25	42

**2021 - JUNIOR YEAR**

Date	Opp (Res.)	DEC	QS	IP	H	R	ER	BB	SO	HR	ERA	NP
2/19	PRESBYTERIAN (W, 14-3)	-	-	1.0	2	0	0	0	1	0	0.00	15
2/21	PRESBYTERIAN (W, 2-1 [10])	-	-	2.1	2	1	1	1	3	0	2.70	38
2/27	vs. Baylor (L, 6-12)	-	-	1.2	5	5	5	3	2	0	10.80	58
3/5	#18 BOSTON COLLEGE (L, 2-8)	-	-	1.2	1	3	2	1	3	1	10.80	34
3/9	at UAB (W, 6-5)	-	-	0.0	1	3	3	2	0	0	14.85	17
3/14	LITTLE ROCK (L, 6-12)	-	-	0.2	2	0	0	0	0	0	13.50	9
3/20	at #4 Ole Miss (L, 5-6)	-	-	2.1	3	0	0	3	3	0	10.24	47
3/27	KENTUCKY (L, 4-6)	-	-	2.1	1	0	0	1	2	0	8.25	36
4/2	at #1 Arkansas (L, 5-6)	-	-	0.0	0	0	0	1	0	0	8.25	5
4/11	#4 MISSISSIPPI STATE (L, 10-19)	-	-	1.0	2	3	3	0	1	1	9.69	18
4/21	JAX STATE (W, 8-7 [10])	-	-	1.0	1	1	1	1	1	0	9.64	22
5/7	LSU (L, 6-9)	-	-	0.1	0	0	0	0	0	0	9.42	4
5/12	at Samford (L, 1-6)	-	-	1.0	1	0	0	2	0	0	8.80	16
5/15	TEXAS A&M (L, 9-11)	-	-	0.0	0	0	0	1	0	0	8.80	6
5/18	NORTH ALABAMA (W, 14-6)	-	-	2.0	1	0	0	1	1	0	7.79	22
5/20	at Missouri (W, 15-6)	-	-	0.2	2	2	2	2	1	0	8.50	30

**2022 - SENIOR YEAR**

Date	Opp (Res.)	DEC	QS	IP	H	R	ER	BB	SO	HR	ERA	NP
2/23	TROY (W, 13-1)	-	-	1.0	1	0	0	1	2	0	0.00	26
3/1	ALABAMA STATE (W, 13-7)	-	-	0.1	3	4	4	2	0	0	27.00	27

**JOSEPH GONZALEZ'S CAREER APPEARANCES**

\*-Starter

**2021 - FRESHMAN YEAR**

Date	Opp (Res.)	DEC	QS	IP	H	R	ER	BB	SO	HR	ERA	NP
2/20	PRESBYTERIAN (W, 6-1)	-	-	1.0	2	0	0	0	1	0	0.00	12
2/24	ALABAMA A&M (W, 33-0)	-	-	1.0	0	0	0	0	2	0	0.00	11
2/26	vs. #25 Oklahoma (L, 3-4 [10])	-	-	1.1	4	1	1	0	0	0	2.70	25
3/9	*at UAB (W, 6-5)	-	-	5.0	1	1	1	0	7	0	2.16	60
3/14	LITTLE ROCK (L, 6-12)	-	-	0.2	2	1	1	0	0	0	3.00	12
3/16	at Lipscomb (W, 9-7)	-	-	1.1	1	0	0	0	1	0	2.61	17
3/19	at #4 Ole Miss (L, 0-1)	L	-	1.0	1	1	1	0	0	1	3.18	16
3/27	*KENTUCKY (L, 4-6)	L	-	4.0	8	5	5	2	4	0	5.28	71
4/3	*at #1 Arkansas (L, 5-6 [10])	-	-	5.0	2	2	2	5	1	0	4.87	86
4/11	*#4 MISSISSIPPI STATE (L, 10-19)	L	-	0.2	7	9	9	1	9	0	8.57	44

4/17	*at Alabama (L, 9-10)	-	-	1.1	4	3	3	0	0	0	9.27	29
4/21	JAX STATE (W, 8-7 [10])	-	-	3.1	3	0	0	0	3	0	8.06	55
4/25	#10 FLORIDA (W, 10-8 [7])	W	-	2.2	3	2	2	1	0	0	7.94	43
4/30	at #20 Georgia (W, 10-6 [14])	-	-	1.0	2	0	0	0	0	0	7.67	16
5/1	at #20 Georgia (W, 9-7)	-	-	2.2	3	2	2	0	3	1	7.59	29
5/7	LSU (L, 6-9)	-	-	3.1	3	1	1	0	4	0	7.13	51
5/12	at Samford (L, 1-6)	-	-	1.0	0	0	0	1	1	0	6.94	12
5/14	TEXAS A&M (W, 5-4)	-	-	1.0	0	0	0	0	0	0	6.75	9
5/16	TEXAS A&M (W, 8-5)	W	-	3.2	3	2	1	0	3	0	6.37	40
5/22	at Missouri (L, 6-7)	-	-	1.0	2	0	0	0	0	0	6.21	14
5/25	vs. #11 Ole Miss (L, 4-7)	-	-	0.1	0	0	0	0	0	0	6.17	3

**2022 - SOPHOMORE YEAR**

Date	Opp (Res.)	DEC	QS	IP	H	R	ER	BB	SO	HR	ERA	NP
2/19	*vs. #12 Texas Tech (W, 2-1)	W	-	5.0	3	0	0	3	5	0	0.00	81
2/26	*YALE (W, 4-3)	-	-	3.0	7	3	3	0	2	0	3.38	47

**CADE GRANZOW'S CAREER APPEARANCES**

**2022 - FRESHMAN YEAR**

Date	Opp (Res.)	DEC	QS	IP	H	R	ER	BB	SO	HR	ERA	NP
2/20	vs. Kansas State (W, 12-1)	-	-	1.0	1	0	0	0	1	0	0.00	16
2/26	YALE-G2 (L, 4-5 [10])	-	-	0.2	1	0	0	1	1	0	0.00	18
3/2	UAB (W, 16-1)	-	-	1.0	1	0	0	0	0	0	0.00	9

**CAM HILL'S CAREER APPEARANCES**

**2021 - FRESHMAN YEAR**

Date	Opp (Res.)	DEC	QS	IP	H	R	ER	BB	SO	HR	ERA	NP
2/21	PRESBYTERIAN (W, 2-1 [10])	W	-	1.0	0	0	0	0	2	0	0.00	12
2/28	vs. Texas A&M (W, 6-1)	-	-	1.0	1	1	1	1	2	0	4.50	29

3/1	*vs. Charleston Southern (W, 7-4)	W	-	8.0	5	4	4	1	6	0	3.57	103
3/9	*at Wake Forest (W, 7-4)	-	-	5.2	8	4	3	2	4	3	3.86	101
3/15	*at Clemson (W, 9-2)	W	X	9.0	7	2	2	3	4	0	3.34	-
3/23	*FLORIDA STATE (L, 1-7)	L	-	6.0	7	5	5	2	4	1	3.99	105
3/29	*at Georgia Tech (W, 9-6)	W	-	5.0	9	6	5	0	6	2	4.57	99
4/5	*VIRGINIA (W, 5-2)	W	X	9.0	9	2	1	1	2	0	3.96	100
4/13	*NORTH CAROLINA (L, 6-13)	L	-	6.0	13	11	8	2	3	5	4.78	112
4/20	*at Pittsburgh (L, 2-4)	L	X	7.0	5	3	2	0	3	0	4.55	90
4/26	*NC STATE (W, 5-4)	-	-	6.0	7	4	3	1	3	2	4.54	100
5/3	*LOUISVILLE (L, 0-2)	L	-	5.1	4	2	2	3	4	0	4.46	107
5/11	*CANISIUS (W, 5-4)	-	X	7.2	4	2	0	1	2	0	4.06	100
5/17	*at Boston College (L, 8-9)	-	-	5.0	9	5	5	0	4	0	4.33	97
5/22	*vs. Georgia Tech (L, 6-12)	L	-	3.0	3	5	4	3	6	0	4.58	85

2020 - JUNIOR YEAR AT NOTRE DAME

Date	Opp (Res.)	DEC	QS	IP	H	R	ER	BB	SO	HR	ERA	NP
2/14	*at UAB (W, 4-2)	W	X	7.0	1	0	0	1	9	0	0.00	89
2/21	*vs. Incarnate Word (W, 12-1)	W	X	6.0	5	1	1	0	5	0	0.69	100
2/28	*at Presbyterian (W, 13-5)	W	-	6.1	7	4	4	1	6	0	2.33	84
3/6	*at North Carolina (W, 8-5)	-	-	4.0	5	2	2	3	2	0	2.70	75

2021 - SENIOR YEAR AT NOTRE DAME

Date	Opp (Res.)	DEC	QS	IP	H	R	ER	BB	SO	HR	ERA	NP
2/27	*at Wake Forest (L, 8-10)	-	-	4.0	4	1	1	3	7	0	2.25	88
3/5	*at Clemson (L, 7-13)	L	-	4.0	6	5	5	2	3	1	6.75	-

2022 - FIFTH YEAR

Date	Opp (Res.)	DEC	QS	IP	H	R	ER	BB	SO	HR	ERA	NP
2/18	*vs. Oklahoma (L, 0-3)	-	-	1.0	1	0	0	1	1	0	0.00	33
2/23	*TROY (W, 13-1)	-	-	3.0	1	1	1	3	1	0	2.25	43

CARSON SKIPPER'S CAREER APPEARANCES

\*-Starter

2019 - FRESHMAN YEAR

Date	Opp (Res.)	DEC	QS	IP	H	R	ER	BB	SO	HR	ERA	NP
2/15	GEORGIA SOUTHERN (W, 11-2)	-	-	3.0	3	0	0	1	1	0	0.00	48
2/19	*ALABAMA A&M (W, 10-1)	W	-	4.0	2	1	0	0	8	0	0.00	67
2/24	at UCF (W, 13-9)	W	-	2.0	3	3	3	3	1	1	3.00	58
3/2	*CINCINNATI (W, 9-5)	-	-	3.0	5	4	3	0	4	1	4.50	59
3/6	UT MARTIN (W, 2-0)	-	-	2.1	0	0	0	0	5	0	3.77	31
3/9	*UTSA (W, 8-3)	W	-	4.2	5	0	0	0	5	0	2.84	70
3/17	*#21 TENNESSEE (W, 5-3)	-	-	3.0	3	2	1	1	1	0	2.86	46
3/23	*at #4 Mississippi State (L, 2-15)	L	-	0.2	5	5	4	2	1	0	4.37	35
3/24	at #4 Mississippi State (L, 15-20)	-	-	0.1	2	3	3	1	0	1	5.48	9
3/30	*at South Carolina (W, 7-5)	-	-	1.0	4	3	3	2	1	0	6.38	43
4/5	#9 ARKANSAS (W, 6-3)	-	-	0.2	1	0	0	0	1	0	6.20	8
4/5	#9 ARKANSAS (L, 6-9)	L	-	3.0	3	5	5	3	3	2	7.16	78
4/9	JACKSONVILLE STATE (L, 6-11)	-	-	0.0	0	0	0	2	0	0	7.16	10
4/16	*at #16 Georgia Tech (L, 6-11)	-	-	2.1	1	1	1	4	3	0	6.82	53
4/23	at Jacksonville State (W, 14-2)	-	-	1.0	0	0	0	1	0	0	6.61	17
4/25	at #4 Vanderbilt (L, 6-12)	-	-	1.1	3	2	2	3	1	0	6.89	43
5/7	*UAB (L, 4-6)	L	-	2.1	5	4	4	0	3	0	7.46	48

2020 - SOPHOMORE YEAR

Date	Opp (Res.)	DEC	QS	IP	H	R	ER	BB	SO	HR	ERA	NP
2/15	ILLINOIS-CHICAGO (W, 7-3)	-	-	1.0	0	0	0	0	2	0	0.00	16
2/19	OAKLAND (W, 17-1)	-	-	2.0	2	0	0	0	2	0	0.00	28
2/22	UCF (L, 3-7)	-	-	1.1	1	0	0	0	2	0	0.00	20
2/25	ALABAMA A&M (W, 10-0)	-	-	1.0	0	0	0	0	2	0	0.00	11
2/28	WRIGHT STATE (W, 7-2)	-	-	1.0	0	0	0	1	1	0	0.00	14
3/8	CHICAGO STATE (W, 9-0)	-	-	1.0	0	0	0	1	2	0	0.00	16
3/10	GEORGIA TECH (L, 2-6)	-	-	1.2	2	1	1	1	1	0	1.00	37

2021 - JUNIOR YEAR

Date	Opp (Res.)	DEC	QS	IP	H	R	ER	BB	SO	HR	ERA	NP
2/20	PRESBYTERIAN (W, 6-1)	-	-	1.0	1	0	0	0	1	0	0.00	9
2/24	ALABAMA A&M (W, 33-0)	-	-	1.0	1	0	0	0	0	0	0.00	8
2/26	vs. #25 Oklahoma (L, 3-4 [10])	-	-	2.0	1	0	0	1	3	0	0.00	39
2/28	vs. Texas A&M (W, 6-1)	-	-	1.0	0	0	0	0	1	0	0.00	15
3/7	#18 BOSTON COLLEGE (L, 9-11 [10])	-	-	0.2	0	0	0	0	1	0	0.00	13
4/1	at #1 Arkansas (W, 2-1)	-	-	1.0	1	0	0	0	0	0	0.00	15
4/3	at #1 Arkansas (L, 5-6 [10])	-	-	2.0	2	2	2	1	2	0	2.08	43
4/9	#4 MISSISSIPPI STATE (L, 5-6)	L	-	2.0	1	1	1	1	2	0	2.53	38
4/15	at Alabama (L, 7-8 [10])	L	-	1.0	3	1	1	0	2	0	3.09	26
4/17	at Alabama (L, 9-10)	-	-	0.2	4	3	3	0	1	2	5.11	18
4/20	SAMFORD (W, 6-4)	-	-	1.0	1	0	0	0	2	0	4.72	18
4/25	#10 FLORIDA (W, 10-8 [7])	-	-	1.2	2	2	0	0	2	0	4.20	41
4/30	at #20 Georgia (W, 10-6 [14])	-	-	3.0	4	1	1	0	0	1	4.00	32
5/6	LSU (L, 3-8)	-	-	0.1	0	3	3	3	1	0	5.40	25
5/8	LSU (W, 2-1)	W	-	2.1	0	0	0	1	4	0	4.79	38
5/14	TEXAS A&M (W, 5-4)	W	-	3.0	2	1	1	0	4	1	4.56	50
5/16	TEXAS A&M (W, 8-5)	S	-	1.1	1	0	0	0	3	0	4.32	17
5/21	at Missouri (W, 3-0)	S	-	1.0	2	0	0	1	1	0	4.15	26
5/25	vs. #11 Ole Miss (L, 4-7)	-	-	3.2	3	2	2	1	6	1	4.25	68

2022 - SENIOR YEAR

Date	Opp (Res.)	DEC	QS	IP	H	R	ER	BB	SO	HR	ERA	NP
2/19	vs. #12 Texas Tech (W, 2-1)	-	-	1.0	0	0	0	1	1	0	0.00	17
2/26	YALE-G1 (W, 4-3)	-	-	3.0	1	0	0	2	4	0	0.00	57

CARSON SWILLING'S CAREER APPEARANCES

2021 - FRESHMAN YEAR

Date	Opp (Res.)	DEC	QS	IP	H	R	ER	BB	SO	HR	ERA	NP
2/19	PRESBYTERIAN (W, 14-3)	-	-	1.0	0	0	0	0	1	0	0.00	11
2/23	ALABAMA A&M (W, 18-2 [7])	-	-	1.0	0	0	0	0	2	0	0.00	15
3/6	#18 BOSTON COLLEGE (W, 16-1)	-	-	1.2	1	0	0	1	1	0	0.00	40

3/12	LITTLE ROCK (W, 7-0)	-	-	1.0	0	0	0	0	1	0	0.00	10
3/16	at Lipscomb (W, 9-7)	W	-	3.2	3	1	1	0	2	1	1.08	42
3/20	at #4 Ole Miss (L, 5-6)	-	-	1.2	2	0	0	1	3	0	0.90	45
3/27	KENTUCKY (L, 4-6)	-	-	1.0	2	1	1	1	0	0	1.64	16
4/2	at #1 Arkansas (L, 5-6)	L	-	0.2	0	1	1	2	0	0	2.31	14
4/11	#4 MISSISSIPPI STATE (L, 10-19)	-	-	2.0	2	3	3	3	1	0	3.95	40
4/13	at #20 Georgia Tech (W, 7-3)	-	-	1.0	0	0	0	0	3	0	3.68	16
4/16	at Alabama (W, 5-4)	S	-	2.0	1	1	0	0	3	0	3.24	38
4/20	SAMFORD (W, 6-4)	-	-	2.0	0	0	0	0	2	0	2.89	27
4/23	#10 FLORIDA (L, 2-4)	-	-	0.2	2	0	0	0	0	0	2.79	10
4/25	#10 FLORIDA (L, 4-6)	-	-	0.2	0	0	0	0	1	0	2.70	14
4/30	at #20 Georgia (W, 10-6 [14])	-	-	1.0	1	0	0	0	0	0	2.57	10
5/1	at #20 Georgia (W, 9-7)	S	-	3.1	5	3	3	1	5	0	3.33	67
5/6	LSU (L, 3-8)	-	-	0.2	1	0	0	0	1	0	3.24	15
5/8	LSU (W, 2-1)	-	-	0.2	1	0	0	2	1	0	3.16	22
5/15	TEXAS A&M (L, 9-11)	L	-	1.2	2	3	0	3	4	0	2.96	51
5/20	at Missouri (W, 15-6)	-	-	1.1	4	2	2	0	1	1	3.45	23
5/22	at Missouri (L, 6-7)	-	-	1.0	1	0	0	0	1	0	3.34	16

2022 - SOPHOMORE YEAR

Date	Opp (Res.)	DEC	QS	IP	H	R	ER	BB	SO	HR	ERA	NP
2/20	vs. Kansas State (W, 12-1)	-	-	1.0	0	0	0	0	1	0	0.00	15
2/25	YALE (W, 9-0)	-	-	1.0	0	0	0	1	1	0	0.00	13
2/26	YALE-G2 (L, 4-5 [10])	L	-	1.0	0	1	1	2	1	0	3.00	24

GARRETT WADE'S CAREER APPEARANCES

\*-Starter

2019 - FRESHMAN YEAR

Date	Opp (Res.)	DEC	QS	IP	H	R	ER	BB	SO	HR	ERA	NP
2/16	GEORGIA SOUTHERN (L, 5-7)	-	-	0.0	0	0	0	0	1	0	0.00	4
2/20	ALABAMA A&M (W, 10-2)	W	-	4.0	3	0	0	1	4	0	0.00	61
3/6	*UT MARTIN (W, 2-0)	W	-	5.0	1	0	0	2	8	0	0.00	72
3/12	*at South Alabama (W, 6-3)	W	-	5.0	2	1	1	4	8	1	0.95	91
3/19	*at UAB (W, 13-5)	-	-	1.2	3	4	3	4	2	0	2.30	40
3/24	at #4 Mississippi State (L, 15-20)	-	-	0.0	1	2	2	1	0	0	3.45	8
3/26	*vs. Alabama (L, 3-6)	-	-	3.2	4	3	2	5	4	0	3.72	69
4/2	*GEORGIA TECH (L, 3-9)	-	-	3.0	5	3	3	3	3	0	4.43	60
4/5	#9 ARKANSAS (L, 6-9)	-	-	1.0	1	0	0	1	2	0	4.24	17
4/9	*JACKSONVILLE STATE (L, 6-11)	-	-	3.0	6	5	5	3	2	0	5.47	66
4/18	*#17 OLE MISS (W, 7-4)	-	-	2.2	5	4	1	1	2	0	5.28	

**SUPERLATIVES AND MISCELLANEOUS NOTES**

**STARTS BY POSITION**

**STARTING PITCHER**

Tommy Sheehan	2	1-1
Trace Bright	2	1-1
Joseph Gonzalez	2	2-0
Jordan Armstrong	1	1-0
Mason Barnett	1	1-0
Konner Copeland	1	1-0

**CATCHER**

Jake Wyandt	5	5-0
Ryan Dyal	4	2-2

**FIRST BASE**

Sonny DiChiara	9	7-2
----------------	---	-----

**SECOND BASE**

Cole Foster	9	7-2
-------------	---	-----

**THIRD BASE**

Blake Rambusch	6	5-1
Garrett Farquhar	3	2-1

**SHORTSTOP**

Brody Moore	8	6-2
Garrett Farquhar	1	1-0

**LEFT FIELD**

Brayton Brown	3	2-1
Bryson Ware	3	2-1
Ryan Dyal	2	2-0
Josh Hall	1	1-0

**CENTER FIELD**

Kason Howell	9	7-2
--------------	---	-----

**RIGHT FIELD**

Bryson Ware	4	4-0
Blake Rambusch	3	2-1
Josh Hall	2	1-1

**DESIGNATED HITTER**

Ryan Dyal	3	3-0
Cam Hill	3	2-1
Nate LaRue	3	2-1

**2022 AUBURN & OPPONENT HIGHS**

**TEAM BATTING**

	<b>AUBURN</b>	<b>OPPONENT</b>
Runs in a game	16, vs. UAB (3/2)	7, Alabama State (3/1)
Runs in an inning	7, vs. Alabama State [2nd] (3/1)	4, Alabama State [6th] (3/1)
Most Hits in a game	17, UAB (3/2)	13, Alabama State (3/1)
Fewest Hits in a game	3, two times	3, three times
Hits in an inning	5, vs. Alabama State (3/1)	5, Alabama State (3/1)
2B in a game	5, vs. Yale (2/25)	3, Alabama State (3/1)
3B in a game	1, UAB (3/2)	1, Yale (G1 - 2/26)
HR in a game	2, three times	1, two times
SB in a game	2, three times	6, Yale (G1 - 2/26)
LOB in a game	17, vs. K-State (2/20)	13, Alabama State (3/1)
K in a game	17, vs. K-State (2/20)	19, Yale (2/25)
BB in a game	10, vs. Yale (G2 - 2/26)	9, Yale (G2 - 2/26)

**TEAM PITCHING**

	<b>AUBURN</b>	<b>OPPONENT</b>
K in a game	19, vs. Yale (2/25)	17, K-State (2/20)
BB in a game	9, vs. Yale (G2 - 2/26)	10, Yale (G2 - 2/26)
Pitchers used	8, vs. Yale (G2 - 2/26)	10, UAB (3/2)
Total Quality Starts	1	1

**TEAM FIELDING**

	<b>AUBURN</b>	<b>OPPONENT</b>
Errors in a game	1, four times	5, Alabama State (3/1)
DP turned in a game	2, vs. Oklahoma (2/18)	2, two times

**IND. BATTING**

	<b>AUBURN</b>	<b>OPPONENT</b>
Hits in a game	3, nine times	3, two times
Runs in a game	4, Rambusch vs. KSU (2/20)	3, Blohowiak [Yale] (G2 - 2/26)
2B in a game	2, three times	2, three times
3B in a game	1, Ware vs. UAB (3/2)	1, Swank [Yale] (G1 - 2/26)
HR in a game	1, eight times	1, two times
RBI in a game	6, Ware two times	2, three times
XBH in a game	3, Ware vs. UAB (3/2)	2, three times
SB in a game	2, Rambusch vs. Troy (2/23)	2, Swank [Yale] (G1 - 2/26)
BB in a game	3, Foster Alabama State (3/1)	2, six times
HBP in a game	2, three times	2, Crooks [OU] (2/18)
K in a game	3, three times	4, three times
Hitting Streak	8, DiChiara (2/18-3/1)	3, Chatfield [Yale]
Consec. G w/HR	3, DiChiara vs. Troy/Yale (2/23-25)	--

**IND. PITCHING**

	<b>AUBURN</b>	<b>OPPONENT</b>
K by a starter	11, Armstrong vs. Yale (2/25)	4, two times
K by a reliever	5, two times	6, two times
BB by a starter	3, three times	4, Birdsell [TTU] (2/19)
BB by a reliever	2, nine times	6, Capell [Yale] (G2 - 2/26)
IP by a starter	6.0, Bright vs. Yale (G2 - 2/26)	6.0, Shaw [Yale] (G2 - 2/26)
IP by a reliever	4.0, Armstrong vs. OU (2/18)	4.0, three times

**MISCELLANEOUS**

	<b>AUBURN</b>
Biggest comeback win	3, vs. Yale (2/25)
Biggest blown lead loss	1, vs. Yale (G2 - 2/26)
Largest margin of victory	15, vs. UAB (3/2)
Largest margin of defeat	3, vs. Oklahoma (2/18)
Longest game, Time	3:52, vs. Alabama State (3/1)
Longest game, Time (9 inn)	3:52, vs. Alabama State (3/1)
Shortest game, Time (9 inn)	2:43, vs. Texas Tech (2/19)
Longest game, Innings	10, vs. Yale (G2 - 2/26)
Largest crowd, Home	3,759, vs. Troy (2/23)
Largest crowd, Road	--
Largest crowd, Neutral	10,515, vs. Texas Tech (2/19)

**STARTS BY ORDER**

**LEADOFF**

Blake Rambusch	9	7-2
----------------	---	-----

**2ND SPOT**

Brody Moore	6	5-1
Kason Howell	3	2-1

**3RD SPOT**

Sonny DiChiara	8	7-1
Ryan Dyal	1	0-1

**CLEANUP**

Ryan Dyal	7	6-1
Sonny DiChiara	1	0-1
Cam Hill	1	1-0

**5TH SPOT**

Nate LaRue	3	2-1
Kason Howell	2	2-0
Brody Moore	2	1-1
Cole Foster	1	1-0
Bryson Ware	1	1-0

**6TH SPOT**

Bryson Ware	5	4-1
Kason Howell	2	1-1
Garrett Farquhar	1	1-0
Cole Foster	1	1-0

**7TH SPOT**

Cole Foster	4	4-0
Cam Hill	2	1-1
Brayton Brown	1	0-1
Kason Howell	1	1-0
Bryson Ware	1	1-0

**8TH SPOT**

Cole Foster	3	1-2
Brayton Brown	2	2-0
Garrett Farquhar	2	2-0
Ryan Dyal	1	1-0
Kason Howell	1	1-0

**9TH SPOT**

Jake Wyandt	5	5-0
Josh Hall	3	2-1
Garrett Farquhar	1	0-1

## PITCHING NOTES

### 2022 BULLPEN BY NUMBERS

Total App.....	39
Saves/Opp.....	1/3
IR/IRS.....	18/8
BA Against.....	.159
ERA.....	2.98

### SAVES/OPP

Blake Burkhalter.....	1/1
Parker Carlson.....	0/1
Hayden Mullins.....	0/1

### INHERITED RUNNERS/SCORED

John Armstrong.....	9/6
Ben Bosse.....	1/0
Blake Burkhalter.....	1/0
Tyler Drabick.....	1/0
Brooks Fuller.....	2/0
Cade Granzow.....	2/2
Carson Swilling.....	2/0

### 1ST BATTER FACED/RETIRED

Chase Allsup.....	3/2
John Armstrong.....	5/5
Jordan Armstrong.....	1/1
Mason Barnett.....	3/2
Ben Bosse.....	3/2
Blake Burkhalter.....	3/3
Parker Carlson.....	2/2
Tyler Drabick.....	0/1
Brooks Fuller.....	2/1
Cade Granzow.....	3/2
Nate LaRue.....	2/1
Hayden Mullins.....	3/1
Carson Skipper.....	2/2
Carson Swilling.....	3/2
Garrett Wade.....	3/2

### RELIEF ERA

Chase Allsup.....	0.00
John Armstrong.....	0.00
Jordan Armstrong.....	0.00
Mason Barnett.....	0.00
Cade Granzow.....	0.00
Nate LaRue.....	0.00
Carson Skipper.....	0.00
Blake Burkhalter.....	1.69
Carson Swilling.....	3.00
Tyler Drabick.....	3.86
Ben Bosse.....	4.50
Parker Carlson.....	4.50
Hayden Mullins.....	8.31
Garrett Wade.....	10.80
Brooks Fuller.....	27.00

2022 Auburn Baseball  
Team Game-by-Game for Auburn (as of Mar 03, 2022)  
Pitching (All games)

Date	Opponent	ip	h	r	er	bb	so	2b	3b	hr	wp	bk	hbp	dp	ibb	score	w-l	sv	era
Feb 18	vs Oklahoma	8.0	4	3	3	5	7	1	0	1	1	0	3	2	0	0-3	0-1	0	3.38
Feb 19	vs Texas Tech	9.0	3	1	1	7	8	0	0	0	1	0	1	1	0	2-1	1-1	1	2.12
Feb 20	vs Kansas State	9.0	3	1	0	3	10	0	0	0	0	0	0	1	0	12-1	2-1	1	1.38
Feb 23	TROY	9.0	5	1	1	4	7	0	0	0	1	0	0	0	0	13-1	3-1	1	1.29
Feb 25	YALE	9.0	4	0	0	3	19	0	0	0	2	0	1	1	0	9-0	4-1	1	1.02
Feb 26	YALE	9.0	9	3	3	3	8	2	1	0	1	0	1	0	0	4-3	5-1	1	1.36
Feb 26	YALE	10.0	8	5	5	9	12	2	0	1	4	0	0	0	0	4-5	5-2	1	1.86
Mar 01	ALABAMA STATE	9.0	13	7	6	8	12	3	0	0	3	0	1	1	0	13-7	6-2	1	2.38
Mar 02	UAB	9.0	3	1	1	2	11	1	0	0	0	0	1	1	0	16-1	7-2	1	2.22
Totals		81.0	52	22	20	44	94	9	1	2	13	0	7	7	0	73-22	7-2	1	2.22

### AUBURN STARTING PITCHER BREAKDOWN

Starter	GS	Quality Starts	Run Support	RS/Start	Auburn Record
Bright	2	1	11	5.5	1-1
Gonzalez	2	0	2	1.0	2-0
Sheehan	2	0	4	2.0	1-1
Armstrong	1	0	6	6.0	1-0
Barnett	1	0	11	11.0	1-0
Copeland	1	0	7	7.0	1-0

#### Auburn Overall Rankings

Category	Rank	No.
ERA	2.22	5th
Opp BA	.188	5th
Hits Allowed	52	8th
Walks	44	14th
Strikeouts	94	5th

#### Auburn SEC-Only Rankings

Category	Rank	No.
ERA	--	--
Opp BA	--	--
Hits Allowed	--	--
Walks	--	--
Strikeouts	--	--

### AUBURN PITCHING BREAKDOWN

	W-L	ERA	IP	H	R	ER	BB	K	HR	AVG	W-L	ERA	IP	H	R	ER	BB	K	HR	AVG	
STARTERS	4-0	1.26	35.2	28	7	5	14	40	0	.222	HOME	5-1	2.62	55.0	42	17	16	29	69	1	.212
RELIEVERS	3-2	2.98	45.1	24	15	15	30	54	2	.159	ROAD	--	--	--	--	--	--	--	--	--	--
TOTALS	7-2	2.22	81.0	52	22	20	44	94	2	.188	NEUT.	2-1	1.38	26.0	10	5	4	15	25	1	.127

**HITTING NOTES**

**2022 MULTI-HIT GAMES**

	2	3	4	5+	Total
Sonny DiChiara	4	1	-	-	5
Kason Howell	-	3	-	-	3
Blake Rambusch	-	3	-	-	3
Ryan Dyal	2	-	-	-	2
Brody Moore	2	-	-	-	2
Bryson Ware	1	1	-	-	2
Garrett Farquhar	1	-	-	-	1
Cole Foster	1	-	-	-	1
Josh Hall	1	-	-	-	1
Cam Hill	-	1	-	-	1
Jake Wyandt	1	-	-	-	1

**CAREER AUBURN MULTI-HIT GAMES**

	2	3	4	5+	Total
Kason Howell	27	8	-	-	35
Brody Moore	18	5	2	-	25
Cam Hill	7	4	-	-	11
Bryson Ware	8	3	-	-	11
Garrett Farquhar	7	1	-	-	8
Josh Hall	5	1	-	-	6
Sonny DiChiara	4	1	-	-	5
Ryan Dyal	3	-	-	-	3
Blake Rambusch	-	3	-	-	3
Cole Foster	2	-	-	-	2
Nate LaRue	2	-	-	-	2
Brayton Brown	1	-	-	-	1
Jake Wyandt	1	-	-	-	1

**2022 MULTI-RBI GAMES**

	2	3	4	5+	Total
Kason Howell	4	-	-	-	4
Cole Foster	1	1	1	-	3
Sonny DiChiara	1	-	1	-	2
Ryan Dyal	1	1	-	-	2
Blake Rambusch	2	-	-	-	2
Bryson Ware	-	-	-	2	2
Brayton Brown	-	1	-	-	1
Nate LaRue	1	-	-	-	1
Jake Wyandt	-	1	-	-	1

**CAREER AUBURN MULTI-RBI GAMES**

	2	3	4	5+	Total
Kason Howell	7	6	-	1	14
Brody Moore	10	-	-	1	11
Bryson Ware	4	-	2	2	8
Cam Hill	2	3	1	-	6
Brayton Brown	2	2	-	-	4
Ryan Dyal	3	1	-	-	4
Garrett Farquhar	1	1	1	-	3
Cole Foster	1	1	1	-	3
Sonny DiChiara	1	-	1	-	2
Josh Hall	1	1	-	-	2
Nate LaRue	2	-	-	-	2
Blake Rambusch	2	-	-	-	2
Bobby Peirce	1	-	-	-	1
Jake Wyandt	-	1	-	-	1

**CAREER AUBURN STARTS**

	Career	Consec.
Kason Howell	133	57
Brody Moore	75	-
Bryson Ware	44	2
Cam Hill	33	2
Ryan Dyal	31	9
Garrett Farquhar	19	1
Nate LaRue	16	-
Brayton Brown	14	-
Josh Hall	13	-
Cole Foster	13	9
Sonny DiChiara	9	9
Blake Rambusch	9	9
Jake Wyandt	5	2

**TEAM NOTES**

Auburn Overall SEC Rankings			Auburn SEC-Only Rankings		
Category	Rank	No.	Category	Rank	No.
Avg.	.282	10th	Avg.	--	--
Hits	85	7th	Hits	--	--
2B	18	8th	2B	--	--
HR	8	10th	HR	--	--
BB	47	T-5th	BB	--	--

**2022 AUBURN HOME RUNS**

No.	Player (#)	Opponent (Date)	On	Outs	Inn.	Pitcher
1	Ware (1)	Troy (2/23)	3	2	1	Fletcher (R)
2	DiChiara (1)	Troy (2/23)	2	1	2	Pettys (L)
3	DiChiara (2)	Yale (2/25)	1	1	1	Kipp (R)
4	DiChiara (3)	Yale (G1 - 2/26)	0	2	5	Walsh (R)
5	Howell (1)	Yale (G1 - 2/26)	0	0	9	Easterly (L)
6	Rambusch (1)	Yale (G2 - 2/26)	0	0	8	Capell (R)
7	Foster (1)	Alabama State (3/1)	2	1	2	A. Melendez (L)
8	DiChiara (4)	Alabama State (3/1)	0	0	7	O. Melendez (L)

**AUBURN HITTING STREAKS**

	Current	'22	Career
Mike Bello	-	1	1
Brayton Brown	-	1	3
Luke Burk	1	1	1
Sonny DiChiara	-	8	8
Ryan Dyal	-	3	4
Garrett Farquhar	1	1	3
Cole Foster	3	3	3
Josh Hall	-	3	4
Cam Hill	2	2	4
Kason Howell	2	3	6
Mason Land	1	1	1
Nate LaRue	1	2	2
Brody Moore	1	5	8
Bobby Peirce	1	1	1
Blake Rambusch	3	3	3
Bryson Ware	1	2	6
Jake Wyandt	1	1	1

**AUBURN REACHED BASE STREAKS**

	Current	'22	Career
Mike Bello	-	1	1
Luke Burk	1	1	1
Brayton Brown	-	2	4
Ryan Dyal	8	8	12
Sonny DiChiara	9	9	9
Garrett Farquhar	1	1	4
Cole Foster	3	4	5
Josh Hall	-	3	5
Cam Hill	2	2	8
Kason Howell	7	7	17
Mason Land	1	1	1
Nate LaRue	8	4	7
Brody Moore	1	6	11
Bobby Peirce	1	1	1
Blake Rambusch	7	7	7
Bryson Ware	1	4	6
Jake Wyandt	1	1	1

**BUNT HITS**

Player	No.
Josh Hall.....	1
Blake Rambusch.....	1
<b>TOTAL .....</b>	<b>2</b>

**SAC BUNTS**

Player	No.
Brayton Brown.....	1
Brody Moore .....	1
Kason Howell.....	1
<b>TOTAL .....</b>	<b>3</b>

**SAC FLIES**

Player	No.
Nate LaRue.....	2
Blake Rambusch.....	2
Sonny DiChiara .....	1
Kason Howell.....	1
<b>TOTAL .....</b>	<b>6</b>

**OUTFIELD ASSISTS**

Player	No.
Ryan Dyal.....	2
Bryson Ware .....	1
<b>TOTAL .....</b>	<b>3</b>

**PINCH HITS**

Player	No.
Luke Burk.....	1
Mason Land.....	1
<b>TOTAL .....</b>	<b>2</b>

**AUBURN CAREER HOME RUN BREAKDOWN**

	1R	2R	3R	GS	Career	Home	Road	Last
Brown	2	--	1	--	3	2	1	3/21/21
DiChiara	2	1	1	--	4	4	0	3/1/22
Dyal	2	1	--	--	3	2	1	5/7/21
Foster	--	--	1	--	1	1	--	3/1/22
Hill	2	2	--	1	5	5	--	4/25/21
Howell	4	3	1	--	8	2	6	2/26/22
LaRue	2	--	--	--	2	2	--	5/18/21
Moore	1	1	--	--	2	1	1	4/1/21
Rambusch	1	--	--	--	1	1	--	2/26/22
Ware	2	4	--	1	7	5	2	2/23/22



**AUBURN 2022 GAME-BY-GAME STARTING LINEUPS**

DATE	OPP	1	2	3	4	5	6	7	8	9	SP
2/18	vs. Oklahoma	Rambusch	Howell	Dyal	DiChiara	Moore	Ware	Hill	Foster	Farquhar	Sheehan
2/19	vs. Texas Tech	Rambusch	Moore	DiChiara	Dyal	Howell	Ware	Foster	Farquhar	Wyandt	Gonzalez
2/20	vs. Kansas State	Rambusch	Moore	DiChiara	Dyal	LaRue	Howell	Foster	Brown	Hall	Bright
2/23	Troy	Rambusch	Howell	DiChiara	Dyal	Moore	Ware	Foster	Brown	Wyandt	Sheehan
2/25	Yale	Rambusch	Moore	DiChiara	Dyal	LaRue	Ware	Foster	Howell	Hall	Armstrong
2/26	Yale	Rambusch	Moore	DiChiara	Dyal	Ware	Foster	Howell	Farquhar	Wyandt	Gonzalez
2/27	Yale	Rambusch	Moore	DiChiara	Dyal	LaRue	Howell	Brown	Foster	Hall	Bright
3/1	Alabama State	Rambusch	Moore	DiChiara	Dyal	Howell	Ware	Hill	Foster	Wyandt	Copeland
3/2	UAB	Rambusch	Howell	DiChiara	Hill	Foster	Farquhar	Ware	Dyal	Wyandt	Barnett
3/4	Rhode Island										
3/5	Rhode Island - Gm 1										
3/5	Rhode Island - Gm 2										
3/6	Rhode Island										
3/8	vs. Tennessee Tech										
3/11	Middle Tennessee										
3/12	Middle Tennessee										
3/13	Middle Tennessee										
3/15	Kennesaw State										
3/17	Ole Miss*										
3/18	Ole Miss*										
3/19	Ole Miss*										
3/22	vs. South Alabama										
3/25	at Texas A&M*										
3/26	at Texas A&M*										
3/27	at Texas A&M*										
3/29	Jacksonville State										
3/31	at LSU*										
4/1	at LSU*										
4/2	at LSU*										
4/5	at UAB										
4/8	Vanderbilt*										
4/9	Vanderbilt*										
4/10	Vanderbilt*										
4/12	Samford										
4/14	at Mississippi State*										
4/15	at Mississippi State*										
4/16	at Mississippi State*										
4/19	Alabama State										
4/22	South Carolina*										
4/23	South Carolina*										
4/24	South Carolina*										
4/26	at Jacksonville State										
4/29	at Tennessee*										
4/30	at Tennessee*										
5/1	at Tennessee*										
5/6	Arkansas*										
5/7	Arkansas*										
5/8	Arkansas*										
5/10	at Troy										
5/13	Alabama*										
5/14	Alabama*										
5/15	Alabama*										
5/17	at Samford										
5/19	at Kentucky*										
5/20	at Kentucky*										
5/21	at Kentucky*										

\* - SEC Game

**AUBURN 2021 GAME-BY-GAME STARTERS**

DATE	OPP	SP	C	1B	2B	3B	SS	LF	CF	RF	DH
2/18	vs. Oklahoma	Sheehan	Dyal	DiChiara	Foster	Farquhar	Moore	Ware	Howell	Rambusch	Hill
2/19	vs. Texas Tech	Gonzalez	Wyandt	DiChiara	Foster	Farquhar	Moore	Ware	Howell	Rambusch	Dyal
2/20	vs. Kansas State	Bright	Dyal	DiChiara	Foster	Rambusch	Moore	Brown	Howell	Hall	LaRue
2/23	Troy	Sheehan	Wyandt	DiChiara	Foster	Rambusch	Moore	Brown	Howell	Ware	Dyal
2/25	Yale	Armstrong	Dyal	DiChiara	Foster	Rambusch	Moore	Hall	Howell	Ware	LaRue
2/26	Yale	Gonzalez	Wyandt	DiChiara	Foster	Farquhar	Moore	Ware	Howell	Rambusch	Dyal
2/27	Yale	Bright	Dyal	DiChiara	Foster	Rambusch	Moore	Brown	Howell	Hall	LaRue
3/1	Alabama State	Copeland	Wyandt	DiChiara	Foster	Rambusch	Moore	Dyal	Howell	Ware	Hill
3/2	UAB	Barnett	Wyandt	DiChiara	Foster	Rambusch	Farquhar	Dyal	Howell	Ware	Hill
3/4	Rhode Island										
3/5	Rhode Island - Gm 1										
3/5	Rhode Island - Gm 2										
3/6	Rhode Island										
3/8	vs. Tennessee Tech										
3/11	Middle Tennessee										
3/12	Middle Tennessee										
3/13	Middle Tennessee										
3/15	Kennesaw State										
3/17	Ole Miss*										
3/18	Ole Miss*										
3/19	Ole Miss*										
3/22	vs. South Alabama										
3/25	at Texas A&M*										
3/26	at Texas A&M*										
3/27	at Texas A&M*										
3/29	Jacksonville State										
3/31	at LSU*										
4/1	at LSU*										
4/2	at LSU*										
4/5	at UAB										
4/8	Vanderbilt*										
4/9	Vanderbilt*										
4/10	Vanderbilt*										
4/12	Samford										
4/14	at Mississippi State*										
4/15	at Mississippi State*										
4/16	at Mississippi State*										
4/19	Alabama State										
4/22	South Carolina*										
4/23	South Carolina*										
4/24	South Carolina*										
4/26	at Jacksonville State										
4/29	at Tennessee*										
4/30	at Tennessee*										
5/1	at Tennessee*										
5/6	Arkansas*										
5/7	Arkansas*										
5/8	Arkansas*										
5/10	at Troy										
5/13	Alabama*										
5/14	Alabama*										
5/15	Alabama*										
5/17	at Samford										
5/19	at Kentucky*										
5/20	at Kentucky*										
5/21	at Kentucky*										

\* - SEC Game

**OVERALL STATS**



**2022 Auburn Baseball  
Overall Statistics for Auburn (as of Mar 03, 2022)  
(All games Sorted by Batting avg)**



Record: 7-2 Home: 5-1 Away: 0-0 Neutral: 2-1 SEC: 0-0

Player	avg	gp-gs	ab	r	h	2b	3b	hr	rbi	tb	slg%	bb	hp	so	gdp	ob%	sf	sh	sb-att	po	a	e	fld%	
17 DiChiara, Sonny	.500	9-9	28	14	14	7	0	4	8	33	1.179	9	3	2	0	.634	1	0	0-0	57	2	0	1.000	
5 Howell, Kason	.355	9-9	31	7	11	2	0	1	10	16	.516	5	3	7	0	.475	1	1	2-2	20	0	0	1.000	
1 Rambusch, Blake	.351	9-9	37	9	13	0	0	1	5	16	.432	2	3	5	0	.409	2	0	3-4	9	13	0	1.000	
4 Moore, Brody	.250	8-8	32	7	8	1	0	0	0	9	.281	2	1	7	1	.314	0	1	0-0	8	13	0	1.000	
7 Foster, Cole	.250	9-9	28	3	7	1	0	1	13	11	.393	7	1	9	0	.417	0	0	0-1	15	25	1	.976	
8 Ware, Bryson	.231	9-7	26	8	6	3	1	1	13	14	.538	3	1	6	0	.333	0	0	3-3	14	1	0	1.000	
6 Dyal, Ryan	.214	9-9	28	9	6	1	0	0	6	7	.250	6	6	11	1	.450	0	0	0-0	45	3	2	.960	
50 Wyandt, Jake	.125	6-5	16	3	2	0	0	0	4	2	.125	2	1	9	0	.263	0	0	1-1	51	2	0	1.000	
11 Farquhar, Garrett	.118	9-4	17	2	2	1	0	0	1	3	.176	1	1	1	1	.211	0	0	0-0	2	10	0	1.000	
-----																								
37 Land, Mason	.500	4-0	2	0	1	0	0	0	0	1	.500	2	0	0	0	.750	0	0	0-0	0	2	0	1.000	
27 Peirce, Bobby	.500	2-0	2	0	1	0	0	0	1	1	.500	0	0	1	0	.500	0	0	0-0	0	0	0	.000	
16 Hill, Cam	.364	5-3	11	5	4	1	0	0	2	5	.455	3	0	3	0	.500	0	0	0-0	2	0	0	1.000	
2 Hall, Josh	.333	5-3	12	2	4	1	0	0	0	5	.417	2	0	5	0	.429	0	0	1-1	1	0	0	1.000	
31 Bello, Mike	.333	3-0	3	0	1	0	0	0	0	1	.333	0	0	1	0	.333	0	0	0-0	2	0	0	1.000	
51 Burk, Luke	.250	3-0	4	1	1	0	0	0	0	1	.250	0	0	3	0	.250	0	0	0-0	7	0	0	1.000	
28 LaRue, Nate	.231	5-3	13	3	3	0	0	0	3	3	.231	2	0	8	0	.294	2	0	0-0	3	0	0	1.000	
3 Brown, Brayton	.091	4-3	11	0	1	0	0	0	3	1	.091	1	2	7	0	.286	0	1	0-0	5	0	0	1.000	
13 Schorr, Ben	.000	1-0	0	0	0	0	0	0	0	0	.000	0	0	0	0	.000	0	0	0-0	1	0	0	1.000	
Totals	.282	9	301	73	85	18	1	8	69	129	.429	47	22	85	3	.410	6	3	10-12	243	81	4	.988	
Opponents	.188	9	277	22	52	9	1	2	18	69	.249	44	7	94	3	.311	3	2	9-9	228	83	10	.969	

LOB - Team (79), Opp (69). DPs turned - Team (7), Opp (6). CI - Team (1), Dyal, R. 1, Opp (1). IBB - Team (5), DiChiara, S. 3, Hill, C. 1, Dyal, R. 1.

**(All games Sorted by Earned run avg)**

Player	era	w-l	app	gs	cg	sho	sv	ip	h	r	er	bb	so	2b	3b	hr	b/avg	wp	hp	bk	sfa	sha		
21 Bright, Trace	0.00	1-0	2	2	0	0/0	0	11.0	5	1	0	5	11	0	0	0	.139	0	0	0	0	0		
52 Armstrong, Jordan	0.00	1-0	2	1	0	0/1	0	9.1	5	0	0	2	16	1	0	0	.156	1	3	0	0	0		
18 Barnett, Mason	1.12	1-0	4	1	0	0/0	0	8.0	3	1	1	2	8	1	0	0	.115	0	0	0	1	0		
45 Gonzalez, Joseph	3.38	1-0	2	2	0	0/0	0	8.0	10	3	3	3	7	1	1	0	.345	1	1	0	1	1		
-----																								
29 Skipper, Carson	0.00	0-0	2	0	0	0/0	0	4.0	1	0	0	3	5	1	0	0	.077	0	0	0	0	0		
41 Armstrong, John	0.00	0-0	5	0	0	0/1	0	3.2	2	0	0	1	6	1	0	0	.182	2	0	0	1	0		
46 Allsup, Chase	0.00	0-0	3	0	0	0/1	0	3.0	0	0	0	3	7	0	0	0	.000	1	0	0	0	0		
28 LaRue, Nate	0.00	0-0	2	0	0	0/0	0	3.0	3	0	0	2	3	0	0	0	.273	0	0	0	0	0		
9 Granzow, Cade	0.00	0-0	3	0	0	0/0	0	2.2	3	0	0	1	2	0	0	0	.333	2	1	0	0	0		
54 Copeland, Konner	0.00	0-0	1	1	0	0/0	0	2.1	5	1	0	2	1	0	0	0	.455	0	0	0	0	0		
40 Burkhalter, Blake	1.69	1-0	3	0	0	0/0	1	5.1	2	1	1	0	5	1	0	0	.111	0	0	0	0	0		
47 Sheehan, Tommy	2.25	0-0	2	2	0	0/0	0	4.0	2	1	1	4	2	0	0	0	.143	2	0	0	0	0		
32 Swilling, Carson	3.00	0-1	3	0	0	0/1	0	3.0	0	1	1	3	3	0	0	0	.000	0	0	0	0	0		
57 Drabick, Tyler	3.86	1-0	1	0	0	0/0	0	2.1	1	1	1	2	5	1	0	0	.125	2	1	0	0	0		
34 Bosse, Ben	4.50	0-0	3	0	0	0/1	0	2.0	0	1	1	2	3	0	0	0	.000	2	0	0	0	0		
23 Carlson, Parker	4.50	0-0	2	0	0	0/0	0	2.0	2	1	1	0	2	0	0	1	.250	0	0	0	0	0		
20 Mullins, Hayden	8.31	1-1	3	0	0	0/0	0	4.1	4	4	4	3	3	1	0	1	.267	0	1	0	0	1		
22 Wade, Garrett	10.80	0-0	3	0	0	0/0	0	1.2	0	2	2	3	3	0	0	0	.000	0	0	0	0	0		
14 Fuller, Brooks	27.00	0-0	2	0	0	0/0	0	1.1	4	4	4	3	2	1	0	0	.500	0	0	0	0	0		
Totals	2.22	7-2	9	9	0	1/1	1	81.0	52	22	20	44	94	9	1	2	.188	13	7	0	3	2		
Opponents	6.51	2-7	9	9	0	1/1	1	76.0	85	73	55	47	85	18	1	8	.282	17	22	1	6	3		

PB - Team (1), Dyal, R. 1, Opp (2). Pickoffs - Team (1), Mullins, H. 1. SBA/ATT - Wyandt, J. (6-6), Barnett, M. (3-3), Dyal, R. (3-3), Gonzalez, J. (2-2), Bright, T. (1-1), Armstrong, J (1-1), Skipper, C. (1-1), Sheehan, T. (1-1).

**GAME SUMMARY**



**2022 Auburn Baseball  
Games Summary for Auburn (as of Mar 03, 2022)  
(All games)**



Score by innings	1	2	3	4	5	6	7	8	9	EX	Total
Auburn	7	15	9	11	10	10	6	3	1	1	73
Opponents	5	1	1	0	1	5	4	2	1	2	22

**Record when ...**

Overall	7-2	After 6 leading	6-0
Conference	0-0	..... trailing	0-0
Non-Conference	7-2	..... tied	1-2
Home games	5-1	After 7 leading	6-1
Away games	0-0	..... trailing	0-1
Neutral site	2-1	..... tied	1-0
Day games	4-2	After 8 leading	6-1
Night games	3-0	..... trailing	0-1
vs Left starter	1-1	..... tied	1-0
vs Right starter	6-1		
1-Run games	2-1	Hit 0 home runs	3-1
2-Run games	0-0	... 1 home run	1-1
5+Run games	5-0	... 2+ home runs	3-0
Extra innings	0-1		
Shutouts	1-1	Opponent 0 home runs	7-0
		..... 1 home run	0-2
		..... 2+ HRs	0-0
Scoring 0-2 runs	1-1		
..... 3-5 runs	1-1	Made 0 errors	4-1
..... 6-9 runs	1-0	.... 1 error	3-1
..... 10+ runs	4-0	.... 2+ errors	0-0
Opponent 0-2 runs	5-0		
..... 3-5 runs	1-2	Opp. made 0 errors	3-1
..... 6-9 runs	1-0	..... 1 error	2-1
..... 10+ runs	0-0	..... 2+ errors	2-0
Scored in 1st inning	3-0	Out-hit opponent	4-0
Opp. scored in 1st	5-0	Out-hit by opponent	2-2
Scores first	3-0	Hits are tied	1-0
Opp. scores first	4-2		

**Record when team scores:**

Runs	0	1	2	3	4	5	6	7	8	9	10+
W-L	0-1	0-0	1-0	0-0	1-1	0-0	0-0	0-0	0-0	1-0	4-0

**Record when opponent scores:**

Runs	0	1	2	3	4	5	6	7	8	9	10+
W-L	1-0	4-0	0-0	1-1	0-0	0-1	0-0	1-0	0-0	0-0	0-0

**Record when leading after:**

Inn.	1	2	3	4	5	6	7	8
W-L	2-0	5-0	6-0	6-0	6-0	6-0	6-1	6-1

**Record when trailing after:**

Inn.	1	2	3	4	5	6	7	8
W-L	3-0	1-0	1-0	1-0	0-0	0-0	0-1	0-1

**Record when tied after:**

Inn.	1	2	3	4	5	6	7	8
W-L	2-2	1-2	0-2	0-2	1-2	1-2	1-0	1-0

Current winning streak: 2  
 Longest winning streak: 5  
 Longest losing streak: 1

Home attendance : 20705 ( 6 dates avg = 3450 )  
 Away attendance : 0 ( 3 dates avg = 0 )  
 Total attendance: 20705 ( 9 dates avg = 2300 )

# TV/RADIO ROSTER



1 BLAKE RAMBUSCH



2 JOSH HALL



3 BRAYTON BROWN



4 BRODY MOORE




5 KASON HOWELL



6 RYAN DYAL



7 COLE FOSTER



8 BRYSON WARE



9 CADE GRANZOW



11 GARRETT FARQUHAR



13 BEN SCHORR



14 BROOKS FULLER



16 CAM HILL



17 SONNY DICHIARO



18 MASON BARNETT



19 BROOKS CARLSON



20 HAYDEN MULLINS



21 TRACE BRIGHT




22 GARRETT WADE



23 PARKER CARLSON



27 BOBBY PEIRCE



28 NATE LARUE




29 CARSON SKIPPER



31 MIKE BELLO



32 CARSON SWILLING




34 BEN BOSSE



37 MASON LAND



40 BLAKE BURKHALTER




41 JOHN ARMSTRONG



43 CHASE ISBELL



44 GRANT NEWTON




45 JOSEPH GONZALEZ



46 CHASE ALLSUP



47 TOMMY SHEEHAN



50 JAKE WYANDT



51 LUKE BURK



52 JORDAN ARMSTRONG



54 KONNER COPELAND



57 TYLER DRABICK



72 BRODY MOSS



30 BUTCH THOMPSON



35 KARL NONEMAKER



39 GABE GROSS



15 TIM HUDSON