



2021 AUBURN BASEBALL

AUBURN ATHLETICS COMMUNICATIONS: 392 SOUTH DONAHUE DRIVE || AUBURN, AL 36849 || AUBURNTIGERS.COM || @AUBURN_BASEBALL

2021 SCHEDULE

Day	Date	Opponent	Time/Result
FRI	FEB. 19	PRESBYTERIAN	W, 14-3
SAT	FEB. 20	PRESBYTERIAN	W, 6-1
SUN	FEB. 21	PRESBYTERIAN	W, 2-1 (10)
TUE	FEB. 23	ALABAMA A&M	W, 18-2 (7)
WED	FEB. 24	ALABAMA A&M	W, 33-0
Fri	Feb. 26	vs. #25 Oklahoma	L, 3-4 (10)
Sat	Feb. 27	vs. Baylor	L, 6-12
Sun	Feb. 28	vs. Texas A&M	W, 6-1
TUE	MAR. 2	JACKSONVILLE STATE	PPD
FRI	MAR. 5	#18 BOSTON COLLEGE	L, 2-8
SAT	MAR. 6	#18 BOSTON COLLEGE	W, 16-1
SUN	MAR. 7	#18 BOSTON COLLEGE	L, 9-11 (10)
Tue	Mar. 9	at UAB	W, 6-5
FRI	MAR. 12	LITTLE ROCK	W, 7-0
SAT	MAR. 13	LITTLE ROCK	W, 6-0
SUN	MAR. 14	LITTLE ROCK	L, 6-12
Tue	Mar. 16	at Lipscomb	W, 9-7
Fri	Mar. 19	at #4 Ole Miss*	L, 0-1
Sat	Mar. 20	at #4 Ole Miss*	L, 5-6
Sun	Mar. 21	at #4 Ole Miss*	L, 11-19
Tue	Mar. 23	vs. South Alabama	PPD
FRI	MAR. 26	KENTUCKY*	L, 6-8 (10)
SAT	MAR. 27	KENTUCKY*	L, 6-7
SUN	MAR. 28	KENTUCKY*	L, 4-6
Thu	Apr. 1	at #1 Arkansas*	W, 2-1
Fri	Apr. 2	at #1 Arkansas*	L, 5-6
Sat	Apr. 3	at #1 Arkansas*	L, 5-6 (10)
TUE	APR. 6	KENNESAW STATE	PPD
FRI	APR. 9	#4 MISSISSIPPI STATE*	6 PM
SAT	APR. 10	#4 MISSISSIPPI STATE*	2 PM
SUN	APR. 11	#4 MISSISSIPPI STATE*	2 PM
Tue	Apr. 13	at Georgia Tech	5 pm
Thu	Apr. 15	at Alabama*	6 pm
Fri	Apr. 16	at Alabama*	6 pm
Sat	Apr. 17	at Alabama*	1 pm
TUE	APR. 20	SAMFORD	6 PM
WED	APR. 21	JACKSONVILLE STATE	6 PM
FRI	APR. 23	FLORIDA*	6 PM
SAT	APR. 24	FLORIDA*	11 PM
SUN	APR. 25	FLORIDA*	1 PM
Thu	Apr. 29	at Georgia*	6 pm
Fri	Apr. 30	at Georgia*	6 pm
Sat	May 1	at Georgia*	11 am
TUE	MAY 4	UAB	6 PM
THU	MAY 6	LSU*	6:30 PM
FRI	MAY 7	LSU*	7 PM
SAT	MAY 8	LSU*	2 PM
Tue	May 11	at Samford	6 pm
FRI	MAY 14	TEXAS A&M*	6 PM
SAT	MAY 15	TEXAS A&M*	2 PM
SUN	MAY 16	TEXAS A&M*	1 PM
TUE	MAY 18	NORTH ALABAMA	6 PM
Thu	May 20	at Missouri*	TBA
Fri	May 21	at Missouri*	TBA
Sat	May 22	at Missouri*	TBA

POSTSEASON

May 25-30	SEC Tournament	TBA
June 4-7	NCAA Regionals	TBA
June 11-14	NCAA Super Regionals	TBA
June 19-30	NCAA College World Series	TBA

Home games in **BOLD CAPS**

All home games at Plainsman Park | All times central



GAMES 26-28

AUBURN, ALA. (Samford Stadium-Hitchcock Field at Plainsman Park)



AUBURN TIGERS (12-13, 1-8 SEC)

Head Coach: Butch Thompson (Birmingham-Southern, 1992)

Career Record: 205-149 (7th season) | Record at Auburn: 166-128 (6th season)

VS



#4 MISSISSIPPI STATE BULLDOGS (21-7, 5-4 SEC)

Head Coach: Chris Lemonis (The Citadel, 1992)

Career Record: 226-117-2 (7th season) | Record at MSU: 85-26 (3rd season)

» QUICK HITTERS

- Mississippi State represents Auburn's third top-five foe in the first four weeks of SEC play.
- Six of Auburn's first nine SEC games have been decided by one run and all but one have been decided by two runs or less.
- This weekend marks the second time Auburn has used the same starting rotation back-to-back weeks this season.
- The Tigers' starting rotation turned in a combined 1.56 ERA and .127 batting average against at No. 1 Arkansas last weekend.
- Tyler Miller, Brody Moore, Rankin Woley and Ryan Bliss have anchored Auburn's infield in 20 straight games and are the team's top four hitters with a .352 combined average.
- Auburn trails Mississippi State 93-110-1 all-time in the series but are 51-40 against the Bulldogs at Plainsman Park.
- The Tigers are looking for its second straight home series win against the Bulldogs.

PITCHING MATCHUP

AUBURN

MISSISSIPPI STATE

FRI	SR RHP Cody Greenhill	(3-0, 1.62)	vs.	JR LHP Christian MacLeod	(3-2, 2.67)
SAT	SR LHP Jack Owen	(0-1, 7.04)	vs.	SO RHP Will Bednar	(1-0, 2.35)
SUN	FR RHP Joseph Gonzalez	(0-2, 4.87)	vs.	FR RHP Jackson Fristoe	(3-2, 3.34)

GAME INFO

Date: Friday-Sunday, Apr. 9-11, 2021
Game Time: 6 p.m. / 2 p.m. / 2 p.m.
Site: Auburn, Ala. / Plainsman Park (4,096)
TV: SEC Network+ (Fri/Sat), SEC Network (Sun)
Talent: Wiley Ballard (pxp), Gregg Olson (color)
Talent: Wiley Ballard (pxp), Mark Fuller (color)
Talent: Dave Neal (pxp), Chris Burke (color)
Radio: 93.9/95.9 FM | AuburnTigers.com | TuneIn
Talent: Andy Burcham, Brad Law

Live Stats: StatBroadcast.com

Twitter Updates: @AuburnBaseball

Postgame Recap: AuburnTigers.com

Series History: Auburn trails, 93-110-1

Auburn: Auburn leads, 51-40

Starkville: Auburn trails, 35-59

Neutral: Auburn trails, 7-11-1

Last Meeting: MSU 5, AU 4 in Omaha, Neb. (6/16/19)

AUBURN

12-13, 1-8 SEC

Team Leaders

Batting Average:	JR IF Tyler Miller (.376)
Runs:	JR IF Tyler Miller (23)
2B:	GR IF Rankin Woley (8)
HR:	JR IF Tyler Miller (9)
RBI:	JR IF Tyler Miller (35)
Stolen Bases:	JR OF Kason Howell (5-7)

MISSISSIPPI STATE

21-7, 5-4 SEC

Team Leaders

Batting Average:	SR OF Tanner Allen (.324)
Runs:	SR OF Rowdey Jordan (28)
2B:	SR IF/OF Josh Hatcher (8)
HR:	JR DH Luke Hancock (7)
RBI:	JR DH Luke Hancock (28)
Stolen Bases:	SO IF Kamren James (10-11)

POTENTIAL STARTING LINEUP

Pos.	#	Player	AVG	AB	R	H	2B	3B	HR	RBI	SB-SBA	BB
C	28	Nate LaRue	.200	20	3	4	1	0	1	3	0-0	4
1B	10	Tyler Miller	.376	93	23	35	4	1	9	35	3-4	10
2B	19	Brody Moore	.333	93	19	31	4	0	2	22	0-2	9
3B	4	Rankin Woley	.337	92	19	31	8	0	2	12	1-1	8
SS	9	Ryan Bliss	.360	100	22	36	3	0	7	16	4-6	8
LF	1	Judd Ward	.271	70	14	19	2	0	3	10	0-1	8
CF	5	Kason Howell	.232	82	11	19	4	0	2	14	5-7	16
RF	41	Steven Williams	.233	90	20	21	6	0	4	17	0-0	15
DH	16	Cam Hill	.295	44	7	13	1	1	3	17	0-0	6

AUBURN'S RECORD WHEN...

	2021	Under Thompson
Overall	12-13	166-128
SEC	1-8	54-74
Non-Conference	11-5	100-44
Postseason	0-0	15-13
Home	8-6	114-55
Away	3-5	36-56
Neutral	1-2	14-15
Current streak	L2	L2
Last 5 games	1-4	1-4
Last 10 games	2-8	2-8

Situational:

AU scores first	11-5	112-43
Opp. scores first	1-8	54-85
AU scores 4+ runs	10-10	151-54
AU scores 3 runs or less	2-3	15-74
AU leads after 7 innings	9-3	135-13
8 innings	10-3	155-12
AU trails after 7 innings	1-8	12-96
8 innings	0-9	4-102
Game tied after 7 innings	1-2	16-16
8 innings	1-1	3-10
Extra Innings	1-4	7-14
1-run games	3-6	32-35
2-run games	1-3	18-11
3-run games	0-0	18-16
Games decided by 5+ runs	8-4	83-39
vs. LH Starter	4-5	52-39
vs. RH Starter	8-8	114-89
More hits than opponent	12-3	126-23
Fewer hits than opponent	0-8	25-95
Hits are tied	0-2	13-11
AU has 10+ hits	7-8	102-49
Opp. has 10+ hits	0-9	38-79
Hit a home run	8-10	106-47
Opp. hits a home run	4-8	65-78
AU quality start	3-1	57-19
Opp. quality start	3-3	22-50
AU commits no errors	6-2	73-31
Opp. commits no error	2-6	41-64

By Day:

Sunday	2-3	26-24
Monday	0-0	1-2
Tuesday	3-0	34-15
Wednesday	1-0	13-5
Thursday	1-0	6-11
Friday	2-5	40-29
Saturday	3-5	43-40
Day Games (first pitch before 6 p.m.)	10-9	102-69
Night Games (first pitch after 6 p.m.)	2-4	64-59
Doubleheaders	0-2	20-12

By Month:

February	6-2	41-12
March	5-9	61-35
April	1-2	32-38
May	0-0	21-35
June	0-0	10-7

By Jersey:

White	1-3	49-28
Blue	5-3	30-24
Orange	2-3	36-26
Gray	1-2	17-32
Pinstripes	3-2	24-16
Cream Throwback	0-0	8-2

UNIVERSITY INFORMATION

Location	Auburn, Ala.
Enrollment	30,440
Founded	October 1, 1856
Nickname	Tigers
Colors	Burnt Orange and Navy Blue
President	Dr. Jay Gogue
Athletics Director	Allen Greene
Conference	Southeastern (SEC West)
Stadium / Capacity	Samford Stadium-Hitchcock Field at Plainsman Park / 4,096
Ticket Office Phone	855-282-2010

BASEBALL COACHING / SUPPORT STAFF

Head Coach	Butch Thompson (Birmingham-Southern, 1992)
Record at Auburn / Seasons	166-128 (.565) / 6th
Career Coaching Record / Seasons	205-149 (.579) / 7th
Assistant Coach	Karl Nonemaker (Vanderbilt, 2002)
Assistant Coach	Gabe Gross (Auburn, 2012)
Volunteer Assistant	Tim Hudson (Auburn)
Student Assistant	Dan Gamache (Auburn)
Director of Operations	Greg Drye (Southern Miss, 1998)
Player Development & Data Analyst	Blake Logan (Auburn, 2017)
Athletic Trainer	Anthony Sandersen (South Dakota State, 2004)
Strength & Conditioning	Chris Joyner (Minnesota State - Mankato, 2001)

PROGRAM HISTORY

Modern Era Program Record (since 1949)	1,975-1,361-4 (.592)
College World Series Appearances / Last	5 / 2019
College World Series Record	3-10 (.231)
NCAA Regional Appearances/ Last	22 / 2019
NCAA Regional Record	51-45 (.531)
NCAA Super Regional Appearances / Last	3 / 2019
NCAA Super Regional Record	3-5 (.375)
Last Postseason Opponent	Louisville / 2019 College World Series
Result	Lost, 5-3

POSTSEASON HISTORY

College World Series Appearances: 5 (1967, 1976, 1994, 1997, 2019)

Super Regional Appearances: 3 (1999, 2018, 2019)

NCAA Regional Appearances: 22 (1963, 1967, 1976, 1978, 1987, 1989, 1993-95, 1997-2003, 2005, 2010, 2015, 2017, 2018, 2019)

NCAA Regional Titles: 7 (1967, 1976, 1994, 1997, 1999, 2018, 2019)

MEDIA RELATIONS

Baseball Contact: George Nunnelley, Asst. Director - Athletics Comm.
Cell: 502-609-9982
Email: gnnunnelley@auburn.edu
Twitter: @gnunnelley
Associate AD: Kirk Sampson

2021 AUBURN BASEBALL ROSTER

No.	Name	Pos.	Cl.	B/T	Ht.	Wt.	Exp.	Hometown (Previous School)
1	Judd Ward	OF	Sr.	L/R	6-1	195	3L	Russellville, Ala. (Russellville)
2	Josh Hall	OF	R-So	L/R	5-9	185	TR	Homewood, Ala. (Ole Miss)
3	Brayton Brown	OF	So.	R/R	5-9	190	1L	Selma, Ala. (Morgan Academy)
4	Rankin Woley	IF	Gr.	R/R	6-0	210	2L	Atlanta, Ga. (Chattahoochee Valley)
5	Kason Howell	OF	Jr.	R/R	6-0	185	2L	Argyle, Texas (Liberty Christian)
6	Bobby Peirce	OF	R-So.	R/R	6-2	195	JC	Scottsdale, Ariz. (South Mountain)
7	Cole Foster	IF	Fr.	S/R	6-1	190	HS	Plano, Texas (Plano Senior)
8	Bryson Ware	IF	So.	R/R	6-2	195	JC	Madison, Miss. (Pearl River)
9	Ryan Bliss	IF	Jr.	R/R	5-9	165	2L	LaGrange, Ga. (Troup)
10	Tyler Miller	IF/OF	Jr.	L/R	6-2	193	1L	Spanish Fort, Ala. (East Mississippi)
11	Kade Snell	LHP	Fr.	L/L	6-1	225	HS	Dothan, Ala. (Wicksburg)
12	Carter Frederick	RHP/OF	Fr.	R/R	6-4	225	HS	Chelsea, Ala. (Chelsea)
13	Ben Schorr	C	Fr.	R/R	6-1	205	HS	Columbus, Ga. (Columbus)
14	Brooks Fuller	LHP	Jr.	L/L	6-2	215	2L	Auburn Ala. (Auburn)
16	Cam Hill	DH/LHP	Fr.	L/L	6-3	210	HS	Madison, Ala. (Bob Jones)
17	Ryan Dyal	C	R-Fr.	L/R	6-0	190	HS	Senoia, Ga. (East Coweta)
18	Mason Barnett	RHP	So.	R/R	6-1	205	1L	Cartersville, Ga. (Cartersville)
19	Brody Moore	IF/UTL	Jr.	R/R	6-0	185	2L	Oneonta, Ala. (Oneonta)
20	Cody Greenhill	RHP	Sr.	R/R	6-4	216	3L	Russellville, Ala. (Russellville)
21	Trace Bright	RHP	So.	R/R	6-4	185	1L	Montgomery, Ala. (Trinity Presbyterian)
22	Garrett Wade	LHP	Jr.	L/L	6-2	205	2L	Hartselle, Ala. (Hartselle)
23	Peyton Glavine	LHP	R-Jr.	R/L	5-11	176	2L	Alpharetta, Ga. (Blessed Trinity)
24	Peyton Sybrandt	C	Fr.	L/R	6-3	210	HS	Baton Rouge, La. (Episcopal School)
25	Johnny Ceccoli	IF/OF	So.	L/R	6-2	210	1L	Tyler, Texas (All Saints Episcopal)
26	Hayden Mullins	LHP	So.	L/L	6-0	185	1L	Gallatin, Tenn. (Hendersonville)
27	Seb Thomas	RHP	So.	R/R	6-5	250	1L	Brookhaven, Ga. (Marist)
28	Nate LaRue	C	So.	R/R	6-3	210	1L	Mobile, Ala. (McGill-Toolen)
29	Carson Skipper	LHP	Jr.	L/L	6-3	210	2L	Trussville, Ala. (Hewitt-Trussville)
32	Carson Swilling	RHP	Fr.	R/R	6-1	185	HS	Smiths Station, Ala. (Smiths Station)
33	Will Morrison	RHP	R-So.	R/R	6-2	190	1L	Cullman, Ala. (Cullman)
34	John Samuel Shenker	IF	R-Jr.	R/R	6-3	250	1L	Albany, Ga. (Colquitt County)
36	Jack Sokol	RHP	Fr.	R/R	6-4	192	HS	New Albany, Ohio (New Albany)
40	Blake Burkhalter	RHP	So.	R/R	6-0	185	1L	Dothan, Ala. (Northview)
41	Steven Williams	OF	Sr.	L/R	6-3	216	3L	Albany, Ga. (Deerfield-Windsor)
43	Richard Fitts	RHP	Jr.	R/R	6-3	215	2L	Helena, Ala. (Helena)
44	Jack Owen	LHP	Sr.	L/L	6-2	204	3L	Aliso Viejo, Calif. (JSerra)
45	Joseph Gonzalez	RHP	Fr.	R/R	6-4	215	HS	Humacao, P.R. (Leadership Christian Academy)
47	Garrett Farquhar	IF	Sr.	R/R	5-11	185	1L	Hoover, Ala. (Shelton State)

COACHES & STAFF

30	Butch Thompson	Head Coach	Sixth Year
35	Karl Nonemaker	Assistant Coach	Fourth Year
39	Gabe Gross	Assistant Coach	Fourth Year
15	Tim Hudson	Volunteer Assistant Coach	Second Year
	Dan Gamache	Student Assistant Coach	Second Year
	Greg Drye	Director of Operations	Sixth Year
	Anthony Sandersen	Athletic Trainer	Fourth Year
	Blake Logan	Player Development & Data Analyst	Second Year
	Chris Joyner	Strength & Conditioning	Third Year

PRONUNCIATION GUIDE

Johnny CECCOLI	Suh-CO-lee
Ryan DYAL	DIAL
Garrett FARQUHAR	FAR-kwar
KASON Howell	KAY-son
Ben SCHORR	SHORE
John Samuel SHENKER	SHANK-er
Jack SOKOL	SOAK-ull
Peyton SYBRANDT	SIGH-brandt
Rankin WOLEY	WOE-lee

30 BUTCH THOMPSON HEAD COACH

THE AUBURN SKIPPER

- Eight College World Series appearances / 17 postseason appearances
- 2013 National Runner-up (Mississippi State)
- 2001 National Champion (Birmingham-Southern)
- 2014 Baseball America/ABCA National Assistant Coach of the Year
- 2006 FCA Coach of the Year
- Coached 16 pitchers who went on to pitch in the Major Leagues
- Recruited and coached 32 pitchers who were drafted out of college that weren't drafted out of high school

Butch Thompson enters his sixth season at the helm of the program in 2021, posting a record of 154-115 in his first five seasons. He led the program to the first College World Series appearance in 22 years in 2019 and has taken the Tigers to three straight regionals for the first time since 2001-03.

Butch Thompson was named Auburn's head baseball coach on October 22, 2015 and enters his sixth season with the Tigers in 2021.

Thompson, who spent three seasons as an assistant coach and recruiting coordinator at Auburn from 2006-08, returned to The Plains after seven seasons at Mississippi State as both associate head coach and pitching coach.

A native of Amory, Miss., Thompson has coached 30 Division I All-Americans and 39 all-conference performers. He has seen 16 of his former pitchers make their Major League Baseball debuts, including 10 since 2014. Thompson has also turned 32 pitchers who went undrafted out of high school into MLB draft picks.

Thompson had three pitchers drafted in the first 11 rounds in 2014 and five pitchers drafted, including three in the top 10 rounds, in 2013. He added a first-round selection in the 2016 draft, a third-round pick in Keegan Thompson in 2017 and the first No. 1 overall pick in program history in Casey Mize in 2018. With Tanner Burns also going as a supplemental first round pick in 2020, Auburn became one of four programs with a pair of pitchers drafted in the first round in the last three years.

Along with his pitching pedigree, Thompson is also considered one of the top recruiters in the country. Since 2003, he has secured 13 recruiting classes that were ranked in the top 10 by either Baseball America or Perfect Game, including the No. 5 signing class in 2017 and a program record No. 4 class in 2018. His classes signed from 2006-08 at Auburn each ranked in the top 18 nationally, including the No. 5 class in 2008, which included All-American and SEC Player of the Year Hunter Morris.

In 28 years of coaching at the collegiate level, including 19 in the Southeastern Conference, Thompson has coached eight College World Series participants, including leading the Tigers to the program's first trip to the College World Series in 22 years in 2019. Thompson has also coached one national champion and a national runner-up, won nine conference championships and made 17 postseason appearances. He has also served as an assistant under three National Coach of the Year recipients.

Thompson was named the 2006 Fellowship of Christian Athletes SEC Coach of the Year while at Auburn and the 2014 Baseball America and American Baseball Coaches Association (ABCA) National Assistant Coach of the Year while at Mississippi State.

Thompson has returned the Tigers to prominence in five seasons on The Plains as he has guided the team to a 154-115 overall record and three straight NCAA Tournament appearances for the first time since 2001-03, including back-to-back super regionals for the first time in program history. After advancing to the College World Series in 2019 and a winner-take-all game three in the Gainesville Super Regional in 2018, the Tigers have finished each of the last two full seasons ranked as high as No. 8 and No. 9, respectively. It marked the third time in program history the team has finished back-to-back seasons in the top 10.

Entering the 2019 postseason as the No. 2 seed in the Atlanta Regional, Auburn became the only program to sweep a regional on the road in each of the last two seasons before also becoming the first team to defeat North Carolina in a Chapel Hill Super Regional in 2019, punching its ticket to Omaha for the first time since 1997.

In seven seasons at MSU, Thompson made four NCAA regional trips, two Super Regionals, won the SEC Tournament and advanced to the College World Series finishing as NCAA runner-up in 2013. In three of his last four seasons in Starkville, the Bulldogs' staff ERA finished no higher than 3.06. Thompson's 2013 pitching staff was one of two nationally to finish in the top 15 in ERA, strikeouts per nine



innings and hits allowed per nine innings.

In addition to his experience at Auburn and Mississippi State, Thompson also spent four seasons at Georgia from 2002-05, including a trip to the College World Series in 2004. While there, he guided the development of future Major Leaguers Josh Fields, Mitchell Boggs and Brooks Brown.

Thompson launched his coaching career as pitching coach and top assistant at Huntingdon College (Ala.) in 1993, before returning to his alma mater in Birmingham, where he helped lead the Panthers to back-to-back Southern States Conference Championships and in 1995 coached BSC to its first NAIA World Series berth.

Thompson left BSC briefly to serve as head coach at Jefferson State Community College in Birmingham in 1997. While at JSCC, he was honored as the Regional Tournament Coach of the Year, the ABCA Alabama Junior College Coach of the Year and the Southeast Region Coach of the Year after guiding JSCC to a 39-21 mark, the AJCAA Region 22 State Championship and a third-place finish in the NJCAA Division II World Series.

He returned to Birmingham-Southern as top assistant the following season, beginning a four-year run during the most successful span in BSC baseball history. The Panthers won 196 games and four TranSouth Conference Championships and made three-consecutive appearances in the NAIA World Series. BSC's 2001 team posted a school-best 55-11 mark and captured the NAIA National Championship.

In 2002, Thompson joined the SEC baseball coaching fraternity as a pitching coach and recruiting coordinator at Georgia and has been a part of the league for the past 17 seasons.

Thompson currently serves as the large-school representative for the Alabama Baseball Coaches Association and is an All-American committee member representing the South region for the ABCA.

Thompson prepped at Amory (Miss.) High School and later starred as a pitcher at Itawamba (Miss.) Community College from 1989-90. On Oct. 25, 2014, Thompson was inducted into the ICC Athletic Hall of Fame.

He earned a Bachelor's Degree in History at BSC in 1992 and completed a Master's Degree in Sports Administration at UAB in 1996. He is married to the former Robin Ashe of Birmingham, Ala., and they are the parents of three daughters --- Anna, Olivia and Madelyn Gail.

NATIONAL POLLS

NEWS & NOTES

BASEBALL AMERICA

Apr. 5

1. Arkansas*
2. Vanderbilt
3. Ole Miss*
4. Mississippi State*
5. Louisville
6. Texas
7. Tennessee
8. East Carolina
9. South Carolina
10. Florida*
11. Texas Tech
12. Notre Dame
13. Virginia Tech
14. TCU
15. Georgia Tech*
16. Arizona
17. Pittsburgh
18. Florida State
19. Oregon
20. Miami
21. Oregon State
22. Louisiana Tech
23. Oklahoma State
24. Michigan
25. Indiana State

D1 BASEBALL

Apr. 5

1. Vanderbilt
2. Arkansas*
3. Ole Miss*
4. Texas
5. Mississippi State*
6. Tennessee
7. Louisville
8. Texas Tech
9. East Carolina
10. TCU
11. South Carolina
12. Florida*
13. Notre Dame
14. Oklahoma State
15. Georgia Tech*
16. Louisiana Tech
17. Florida State
18. Miami
19. Oregon
20. Oregon State
21. UCLA
22. Arizona
23. Virginia Tech
24. Pittsburgh
25. Michigan

USA TODAY

Apr. 5

1. Vanderbilt
2. Arkansas*
3. Ole Miss*
4. Tennessee
5. Mississippi State*
6. Texas
7. TCU
8. Texas Tech
9. East Carolina
10. Louisville
11. Florida*
12. South Carolina
13. Oklahoma State
14. Notre Dame
15. Miami
16. Georgia Tech*
17. UCLA
18. Oregon State
19. Louisiana Tech
20. Oregon
21. Florida Atlantic
22. Arizona
23. Stanford
24. Michigan
25. Virginia Tech

NCBWA

Apr. 5

1. Vanderbilt
2. Arkansas*
3. Texas
4. Tennessee
5. Ole Miss*
6. Mississippi State*
7. Louisville
8. East Carolina
9. TCU
10. Texas Tech
11. Florida*
12. South Carolina
13. Oregon State
14. Oklahoma State
15. Miami
16. Notre Dame
17. UCLA
18. Georgia Tech*
19. Arizona
20. Louisiana Tech
21. Oregon
22. Florida State
23. Michigan
24. Stanford
25. UC Santa Barbara

PERFECT GAME

Apr. 5

1. Vanderbilt
2. Arkansas*
3. Texas
4. Tennessee
5. Louisville
6. East Carolina
7. TCU
8. Mississippi State*
9. South Carolina
10. Florida*
11. Ole Miss*
12. Georgia Tech*
13. Texas Tech
14. Michigan
15. Notre Dame
16. Louisiana Tech
17. Arizona
18. Oregon
19. Florida State
20. Miami
21. Oregon State
22. UCLA
23. Indiana State
24. Indiana
25. Stanford

COLLEGIATE BASEBALL

Apr. 5

1. Vanderbilt
2. Arkansas*
3. Texas
4. Tennessee
5. South Carolina
6. TCU
7. Louisville
8. Ole Miss*
9. Florida*
10. Texas Tech
11. Oklahoma State
12. Mississippi State*
13. Oregon State
14. UCLA
15. East Carolina
16. Arizona
17. Michigan
18. Arizona State
19. Notre Dame
20. Oregon
21. Miami
22. Georgia Tech*
23. Georgia*
24. Sacramento State
25. Stanford

AUBURN IN THE POLLS

BA D1 CB NC PG USA

Pre. NR 23 NR 25 17 NR
 2/22 NR 21 NR 22 17 N/A
 3/1 NR NR NR NR 22 25
 3/8 NR NR NR NR NR NR
 3/15 NR NR NR NR NR NR
 3/22 NR NR NR NR NR NR
 3/29 NR NR NR NR NR NR

BA D1 CB NC PG USA

4/5 NR NR NR NR NR NR

CLOSE, BUT NO CIGAR

- Six of Auburn's first nine SEC games have been decided by one run and all but one have been decided by two runs or less.
- The Tigers are 1-5 in one-run games and 1-7 in games decided by two runs or less in league play.
- All three contests at No. 1 Arkansas were one-run games.

STRONG STARTS

- Starting pitchers Cody Greenhill, Jack Owen and Joseph Gonzalez posted a combined 1.56 ERA and held the No. 1 Razorbacks to a .127 batting average against last weekend.
- Since returning from a foot injury, Greenhill 2-0 with a 1.12 ERA and .160 batting average against in his last four starts and 24.0 innings pitched.
- Last Friday marked Jack Owen's first start of the season. He held Arkansas scoreless and to just two hits with one walk and four strikeouts in 5.1 innings.

DOUBLE PLAY DUO

- Led by shortstop Ryan Bliss and second baseman Brody Moore up the middle, Auburn leads the SEC and ranks third in the country with 27 double plays turned this season.
- The Tigers turned seven double plays at No. 1 Arkansas last weekend, including four double plays in the series finale, tying the single-game record with and marking the first game with four double plays since 2017.

ANCHORING THE INFIELD

- Auburn infielders Tyler Miller (1B), Brody Moore (2B), Rankin Woley (3B) and Ryan Bliss (SS) have anchored the Auburn infield in 20 consecutive games.
- The quartet has not only led Auburn to the league's third highest fielding percentage with a .978 clip, but also registers as the team's top four hitters, combining for a .352 average this season.
- Miller, Moore, Woley and Bliss have accounted for half of the team's hits (133) to go along with 83 runs and 85 RBI.

LIKE FATHER, LIKE SON

- Junior infielder Brody Moore is the son of former Auburn and All-SEC shortstop Brandon Moore (1991-94).
- Brody played a key role in Auburn's record setting 33-0 win vs. Alabama A&M earlier this season, going 4-for-6 with two doubles and 7 RBI in the game.
- Brandon also played a key role in the Tigers' previous record setting 32-9 win vs. Troy on Mar. 2, 1994, going 2-for-3 with a double, homer and 3 RBI in the game.
- Both members of the father-son duo played shortstop and hit fifth in the record setting games.
- Brandon hit .332 in four years and 242 games in an Auburn uniform. Brody is a .335 career hitter in part of three seasons and 54 games as a Tiger.

HOME, HOME ON THE PLAINS

- Auburn entered the season with an 87-34 (.719) home record since the start of the 2017 season and 64-21 (.753) mark at home since the start of 2018.
- The Tigers are 8-6 at home this season with four of the six home losses, including three of the last four, having been decided by two or less runs.

THE SWITCH UP

- This weekend's rotation of Greenhill, Owen and Gonzalez marks just the second time this season the Tigers have used the same rotation back-to-back weekends.
- The Tigers have also used 22 different starting lineups through 25 games.

TOUGH TESTS

- Mississippi State represents Auburn's third top-five opponents in its first four SEC series.
- The Tigers have played 10 games against ranked opponents this season and are scheduled to play seven more games against opponents ranked in any of the six major polls.

DIGGING THE LONG BALL

- Auburn's 37 homers through 25 games are one shy of the pace the 2010 team that set the single season program record with 131 home runs was on thru 25 games.
- Kason Howell became the 11th player to homer in a game with his first career long ball at Lipscomb on Mar. 16. The Tigers haven't had 11 players homer in a season since 2010.
- Brody Moore became the 10th Auburn player to hit multiple home runs with a solo homer in the series opener at Arkansas.
- The Tigers have homered in 18 games this season with two or more homers in 12 contests.

100 HIT CLUB

- Auburn has four players with 100+ hits in an Auburn uniform - Williams (161), Bliss (135), Ward (133) and Woley (130).
- Auburn and Wake Forest are the only two teams with four players with 100+ hits.
- Both teams have a fifth player approaching 100 career hits as Auburn center fielder Kason Howell and Wake Forest infielder Michael Turnconi each have 92 career hits.

IS T-MILL FOR REAL?

- Tyler Miller reached base in nine straight plate appearances from Feb. 27-Mar. 5, going 8-for-8 with four runs, a double, triple, homer and four RBI during the stretch.
- Miller ranks second in the SEC with a .376 average, .731 slugging percentage and 35 RBI and is tied for second in home runs.
- The Spanish Fort, Alabama, native has multiple hits in 11 games and multiple RBI in nine contests this season, including six games with three or more RBI.

BLISS-TERING BASEBALLS

- Shortstop Ryan Bliss has started and played in all but two games since stepping foot on campus in 2019.
- Bliss has multiple hits in 40 of 79 games since April 1, 2019 and is hitting .343 (111-for-324) during the span.
- He has multiple hits in nine of the last 12 games and is hitting .379 (22-for-58) during the current stretch of games.

RANKIN IS ROLLIN'

- Rankin Woley snapped a career best 12-game hitting streak in the series opener against Kentucky but has a hit in 17 of the last 18 games and is hitting .380 (27-for-71) during the stretch.
- His 12-game hitting streak was the longest by an Auburn player since Jonah Todd (16) and Dylan Ingram (13) in 2017.
- The graduate third baseman is hitting .369 (59-for-160) with 32 runs, 16 doubles, four home runs and 34 RBI in 41 games since the start of last season.

SWING IT, STEVEN

- Senior outfielder Steven Williams ranks second among active SEC players in hits (161), home runs (27) and RBI (116).
- Williams would enter the top 10 in program history with eight or more home runs.

GETTING IT STARTED

- Despite both missing time with injuries this season, Ryan Bliss and Judd Ward have hit first and second in the Auburn lineup in 58 of the last 69 games dating back to 2019.
- During the 58-game span, the duo has hit .318 (153-for-481) with 105 runs, 24 doubles, three triples, 17 home runs and 80 RBI.

PROVEN VETERANS

- Seniors Cody Greenhill and Jack Owen entered the season as two of eight SEC pitchers with a career sub-4.00 ERA and 100+ IP.
- Greenhill entered 2021 with a 2.63 ERA in 133.2 IP while Owen had turned in a 3.76 clip in 124.1 IP.

MISSING PIECES

- Auburn's potential opening weekend rotation of Richard Fitts, Cody Greenhill and Jack Owen have all missed time due to injuries this season.
- Owen made his first start of the season at Arkansas, while Greenhill missed a start vs. Boston College and Fitts hasn't started a game since Mar. 5.
- The trio entered the season with 112 combined appearances in their careers but have combined to make just 15 appearances through seven weeks.

WEALTH OF EXPERIENCE

- The Tigers return 12 position players, including seven players who started 10 or more games, and 10 pitchers from last year's team.
- The returning position players accounted for 76 percent of the runs, 77 percent of the RBI and 79 percent of the Tigers' hits in 2020.
- Despite losing two weekend starters in Tanner Burns and Bailey Horn, the returning pitchers accounted for 62 percent of the strikeouts, 66 percent of the innings pitched and 71 percent of the team's appearances in 2020.

ALL-SEC

- Ryan Bliss and Rankin Woley held down the left side of the infield on the Preseason All-SEC Team selected by the leagues head coaches earlier this month.
- The tandem are the first shortstop and third baseman teammates to both be named First Team Preseason All-SEC since Dalton Guthrie and Jonathan India of Florida in 2017.

ALL-AMERICA

- Three Tigers were represented on Preseason All-America teams in Ryan Bliss, Richard Fitts and Rankin Woley.
- Baseball America: Bliss and Fitts (3rd)
- Collegiate Baseball: Bliss and Woley (3rd)
- D1 Baseball: Fitts (2nd)
- NCBWA: Woley (2nd)
- Perfect Game: Bliss (3rd)

HISTORIC RUN

- Auburn's appearance in the 2019 College World Series was the team's fifth all-time and the first since 1997.
- The Tigers have been to three straight regionals for the first time since 2001-03 and two straight super regionals for the first time in program history.
- The team has won 118 games in the last three full seasons, marking the most wins in a three-year span since winning 124 games from 1999-2001.

MR. 200

- Including a season at Jefferson State Community College, head coach Butch Thompson recorded his 200th career win in a 16-1 victory against Boston College on Mar. 6.

TIGERS IN THE PROS

- Four former Auburn Tigers in Garrett Cooper (Marlins), Grant Dayton (Braves), Josh Donaldson (Twins) and Casey Mize (Tigers) began the 2021 season in the big leagues.
- Three other former Tigers in Ben Braymer (Nationals), Josh Palacios (Blue Jays) and Keegan Thompson (Cubs) will begin the season in Triple-A as members of their organization's 40-man roster, while Trey Wingenter (Padres) starts the season on the 60-day IL.

MLB SUCCESS ON STAFF

- With the addition of Tim Hudson prior to the 2020 season, Auburn's coaching staff has 62 years of experience in professional baseball, including 32 years in the MLB.
- Hudson went on the Hall of Fame ballot in 2021 and earned enough votes to remain on the ballot in 2022.
- Other members of the coaching and support staff with professional experience include Gabe Gross, Karl Nonemaker, Dan Gamache, Chris Joyner and Anthony Sandersen.

THE LAST TIME...

BATTING SUPERLATIVES

5 hits in a game	Anfernee Grier at Kennesaw St. [5-for-6] (4/12/16)
6 hits in a game	Tyler Johnstone vs. Elon [6-for-7, 2B, 3B] (2/25/05)
Reached base 6 times	Bryson Ware vs. Alabama A&M [3-5, 3B] (2/24/21)
4 runs in a game	Judd Ward vs. Presbyterian (2/19/21)
5 runs in a game	Rankin Woley vs. #18 Boston College (3/6/21)
6 runs in a game	Bryson Ware vs. Alabama A&M (2/24/21)
10-game hitting streak	Rankin Woley, 12 games (2/28-pres)
15-game hitting streak	Jonah Todd, 16 games, (4/8-5/7/17)
20-game hitting streak	A. Grier, 22 games, (5/31/15-3/22/16)
25-game hitting streak	Justin Fradejas, 27 games (3/23-5/7/10)
30-game hitting streak	Casey Dunn, 31 games (2/22 [G1]-4/15/97)
3 doubles in a game	Jordan Ebert vs. Southern (2/26/16)
4 doubles in a game	Ken Dempsey vs. Georgia (1971)
2 triples in a game	Jay Gonzalez vs. Alabama State (2/28/12)
3 triples in a game	never
2 home runs in one game	Ryan Bliss at #4 Ole Miss (3/21/21)
3 home runs in one game	Tony Caldwell at Kentucky (4/9/11)
7 RBI in a game	Brody Moore vs. Alabama A&M (2/24/21)
8 RBI in a game	Justin Bryant at Georgia (3/19/10)
9 RBI in a game	Hunter Morris at Georgia (3/21/10)
10 RBI in a game	Bob Berry vs. Huntington (4/15/82)
Grand slam home run	Cam Hill vs. #18 Boston College (3/6/21)
Inside-the-park home run	Edouard Julien vs. Georgia Southern (2/17/19)
HR to begin game	Ryan Bliss at #1 Arkansas (4/2/21)
Two HR in one inning	Dan Glevenyak at Jacksonville State (8th) (5/7/13)
HR in consecutive at-bats	Tyler Miller at Lipscomb (3/16/21)
HR in three consecutive at-bats	Edouard Julien vs. Alabama A&M/at UCF (2/20-22/19)
HR in consecutive games	Cam Hill vs. #18 Boston College (3/6-7/21)
HR in three consecutive games	Conor Davis vs. Alabama A&M/Wright State (2/25-28/20)
HR in three consecutive SEC games	Trent Mummy (4/17-23/10)
HR in four consecutive games	Joseph Sanders (5/10-15/08)
HR in four consecutive SEC games	Mike Bianucci (5/2-9/08)
HR in five consecutive games	Tim Lemons (4/6-10/85)
Walk-off HR	Steven Williams at #7 Georgia Tech (6/1/19)
Pinch-hit HR	Johnny Ceccoli vs. Oakland (2/19/20)
Pinch-hit grand slam	Edouard Julien vs. BYU (G1 - 3/3/18)
HR in first at-bat of season	Steven Williams vs. Longwood (2/17/18)
HR in both games of DH	Dylan Ingram at #7 Mississippi St. (4/29/17)
Hit for the cycle	Judd Ward [3B, 1B, HR, 2B] vs. Illinois-Chicago (G1 - 2/15/20)
Hit from both sides of plate in same inning	Damon Haecker [5th inn.] vs. Jacksonville St. (3/15/17)
Two hits in same inning	Bliss [1B, 1B] & Woley [2B, 1B] at #4 Ole Miss [8th] (3/21/21)
Stole home	Justin Hargett vs. Davidson (Gm 2) [4th] (G1 - 3/3/10)
Stole two bases in a game	Josh Hall vs. Alabama A&M (2/23/21)
Stole three bases in a game	Anfernee Grier vs. Southern (2/26/16)
Hit by a pitch 2 times in a game	Rankin Woley vs. #18 Boston College (3/6/21)
Hit by a pitch 3+ times in a game	Dan Glevenyak at Alabama (4) (4/11/14)
Scored 20 or more runs	20 vs. Wright State (2/29/20)
Scored 25 or more runs	25 vs. Longwood (2/17/18)
Scored 30 or more runs	33 vs. Alabama A&M (2/24/21)
Scored 5 runs in an Inning	5, vs. Little Rock (5th) (3/12/21)
Scored 6 runs in an Inning	6, vs. Oakland (8th) (2/19/20)
Scored 7 runs in an Inning	7, vs. Chicago State (3rd) (3/8/20)
Scored 8 runs in an Inning	8, at UAB (5th) (3/19/19)
Scored 9 runs in an Inning	9, at #4 Ole Miss (8th) (3/21/21)
Scored 10+ runs in an Inning	14, vs. Alabama A&M (4th) (2/24/21)
Recorded 10+ hits in an Inning	11, vs. Furman (5th) (2/12/00)
Scored in every inning	vs. Coppin State (3/18/14)
Recorded 15-19 hits	15, at #4 Ole Miss (3/21/21)
Recorded 20 or more hits	27, vs. Alabama A&M (2/24/21)
Hit 3 or more home runs in an inning	3, vs. Northeastern (6th) (G1 - 3/10/18)
Hit 3 or more home runs in a game	3, at #4 Ole Miss (3/21/21)
Hit 5 or more home runs in a game	6, vs. Northeastern (G1 - 3/10/18)
Hit 7 or more home runs in a game	7, vs. Mississippi State (5/8/10)
Hit back-to-back home runs	S. Williams & R. Woley at #4 Mississippi State (6th) (3/22/19)
Hit back-to-back-to-back home runs	B. Fletcher, H. Morris & K. Patterson vs. Mississippi State (5th) (5/8/10)
Had 5 doubles	5, vs. Oakland (2/19/20)
Had 6 doubles	6, vs. Georgia Tech (3/13/18)
Had 7 doubles	7, vs. Chicago State (3/8/20)
Had 8 doubles	8, vs. BYU (G1 - 3/3/18)
Had 9+ doubles	11, vs. Alabama A&M (2/24/21)
Stole 5 bases in a game	5, vs. Bethune-Cookman (5/6/14)
Stole 6 bases in a game	6, vs. #21 Tennessee (3/17/19)
Stole 7 bases in a game	7, vs. Presbyterian (5/8/12)
Stole 8 bases in a game	8, vs. Alcorn State (2/22/12)
Walked 10+ times	11, vs. Alabama A&M (2/24/21)
Did not strike out in a game	vs. Belmont (3/11/12)

PITCHING SUPERLATIVES

INDIVIDUAL	
Nine-inning no-hitter	Casey Mize vs. Northeastern (3/9/18)
Nine-inning no-hitter (combined)	Mike Mueller [2.0], Lee Carter [1.0], Brandon Channell [1.0], Reid Price [1.0], Andrew Skinner [1.0], Arnold Hughey [1.0], Ken Clayton [1.0], Cory Duettt [0.2], Sean Jones [0.1] vs. UAB (3/19/02)
Seven-inning no-hitter	Jason Johnson vs. LaGrange College (4/30/91)
Nine-inning perfect game	Eric Brandon vs. Murray State (3/2/02)
Seven-inning perfect game	Jason Johnson vs. LaGrange College (4/30/91)
Nine-inning one-hitter (individual)	Keegan Thompson vs. Presbyterian (3/1/14)
Nine-inning one-hitter (combined)	Tanner Burns [7.0], Cody Greenhill [2.0] vs. Chicago State (3/6/20)
Five-inning one-hitter	Kevin Davis [3.2], Jacob Milliman [1.1], vs. Radford (2/22/15)
Nine-inning two-hitter	Tanner Burns [9.0] vs. Cincinnati (3/1/19)
Complete game	Jack Owen vs. UTSA (3/9/19)
Complete game shutout	Jack Owen vs. UTSA (3/9/19)
Consecutive complete games	K. Thompson vs. Arkansas & LSU (4/4 & 4/11/15)
Struck out 10 batters	10 by Tanner Burns vs. Chicago State (3/6/20)
Struck out 11 batters	11 by Bailey Horn vs. Chicago State (3/8/20)
Struck out 12 batters	12 by Casey Mize at Kentucky (3/23/18)
Struck out 13 batters	13 by Casey Mize vs. Texas A&M (3/16/18)
Struck out 15 batters	15 by Tanner Burns vs. Cincinnati (3/1/19)
TEAM	
Struck out 15+ batters	Joseph Gonzalez [7], Hayden Mullins [8] at UAB (3/9/21)
Struck out 20+ batters	Brooks Fuller [4], Ryan Watson [4], Elliott Anderson [3], Cody Greenhill [4], Carson Skipper [3], Garrett Wade [2] vs. #9 Arkansas (4/5/19)
Struck out 15 batters consecutive games	vs. Ga State, at Missouri (4/5-7/16)
Shut out an opponent	6-0 vs. Little Rock (3/13/21)
Consecutive shutouts	7-0 vs. Little Rock / 6-0 vs. Little Rock (3/12-13/21)
Three straight shutouts	2-0 vs. UT Martin / 6-0 vs. UTSA / 5-0 vs. UTSA (3/6-9/19)
Shut out an SEC opponent	7-0 at #12 Texas A&M (4/13/19)
Shut out an SEC opponent on the road	7-0 at #12 Texas A&M (4/13/19)
Consecutive SEC shutouts	5-0 and 4-0 at Miss. State (3/27-28/15)
Consecutive SEC shutouts on the road	5-0 and 4-0 at Miss. State (3/27-28/15)
Was shut out	1-0 at #4 Ole Miss (3/21/21)
Was held to one hit	vs. #24 Missouri (4/1/18)
Was no hit	vs. #13 Arkansas (5/25/17)
FIELDING SUPERLATIVES	
2 errors in a game	Will Holland at #7 Georgia Tech (6/1/19)
3 errors in a game	Luke Jarvis vs. Presbyterian (3/11/17)
4 errors in a game	Brett Burnham at Alabama (4/5/00)
3 double plays turned in a game	vs. Baylor (2/27/21)
4 double plays turned in a game	at #1 Arkansas (4/3/21)
5 double plays turned in a game	never
Triple play (Auburn)	vs. Memphis (5/22/78)
Triple play (Opponent)	at Florida [4th] (3/15/08)
Threw a runner out at HP to end game	Will Holland vs. Presbyterian (3/12/17)
MISC. SUPERLATIVES	
Won 10 or more consecutive games	15 (2/24-3/22/19)
Won 15 or more consecutive games	15 (2/24-3/22/19)
Won 8 or more consecutive SEC games	9 (4/1-21/95)
Lost 5 or more consecutive games	6 (3/19-28/21)
Home winning streak	21 (1964-66)
Road winning streak	14 (1967/1995)
Season-opening winning streak	17 (2/7-3/5/97)
Extra-innings victory	2-1, vs. Presbyterian [10 inn] (2/21/21)
Extra-innings loss	5-6, at #1 Arkansas [10 inn] (4/3/21)
Swept a 3-game series	vs. Presbyterian (2/19-21/21)
Swept a road series	at Alabama (4/20-21/18)
Swept a road SEC series	at Alabama (4/20-21/18)
Swept a SEC series	vs. #21 Tennessee (3/15-17/19)
Swept a 4-game series	Illinois-Chicago (2/14-16/20)
Swept a doubleheader	Illinois-Chicago (2/15/20)
Allowed 3 runs or fewer in a series	2, vs. Chicago State (3/6-8/20)
Allowed 3 runs or fewer in a SEC series	3 vs. Miss. State (3/27-29/15)
Allowed 4 runs or fewer in a series	3 vs. UTSA (3/8-9/19)
Allowed 4 runs or fewer in a SEC series	4 vs. Georgia (4/23-25/15)
Allowed 3 runs or fewer in a road series	3 vs. Miss. State (3/27-29/15)
Allowed 3 runs or fewer in a SEC road series	3 vs. Miss. State (3/27-29/15)
Overcome a deficit of 7+ runs	7 runs, [7-0, 12-8] vs. Florida A&M (2/22/17)
Won a 1-0 game	vs. Mercer (5/30/15) [NCAA Regional]
Lost a 1-0 game	vs. Ohio State (2/15/14)
Walk-off win	vs. Presbyterian [10 inn.] (2/21/21)
Walk-off loss	at #1 Arkansas [10 inn.] (4/3/21)

HITTER PROFILES

9 • RYAN BLISS IF

5-9 • 165 • JR • LaGrange, Ga. • Troup County

- Has multiple hits in 9 of the last 12 games and in 40 of 79 games dating back to April 2019
- Is hitting .343 (111-for-324) during the 79 game span
- Rated by Baseball America as the No. 76 overall prospect for the 2021 MLB Draft

CAREER STATISTICS

YEAR	AVG	GP-GS	AB	R	H	2B	3B	HR	RBI	SB-A
2019	.281	66-66	249	50	70	11	1	3	37	11-13
2020	.377	18-18	77	21	29	7	2	2	17	5-7
2021	.360	23-23	100	22	36	3	0	7	16	4-6
TOTAL	.317	107-107	426	93	135	21	3	12	70	20-26

CAREER HIGHS

At Bats: 6, three times
Runs: 4, vs. Georgia (5/11/19)
Hits: 4, two times
Doubles: 2, vs. UIC (2/14/20)
HR: 2, two times
RBI: 4, four times

SEASON HIGHS

6, two times
 2, eight times
 4, vs. Kentucky (3/27)
 1, three times
 2, two times
 2, three times

3 • BRAYTON BROWN OF

5-9 • 190 • SO • Selma, Ala. • Morgan Academy

CAREER STATISTICS

YEAR	AVG	GP-GS	AB	R	H	2B	3B	HR	RBI	SB-A
2020	.267	14-7	30	6	8	2	0	1	4	0-0
2021	.190	13-3	21	7	4	1	0	2	6	0-0
TOTAL	.235	27-10	51	13	12	3	0	3	10	0-0

CAREER HIGHS

At Bats: 5, vs. Alabama A&M (2/26/20)
Runs: 3, vs. Oakland (2/19/20)
Hits: 2, vs. AAMU (2/24/21)
Doubles: 1, three times
HR: 1, three times
RBI: 3, at Ole Miss (3/21/21)

SEASON HIGHS

3, three times
 2, two times
 2, vs. AAMU (2/24)
 1, vs. AAMU (2/24)
 1, two times
 3, at Ole Miss (3/21)

17 • RYAN DYAL C

6-0 • 190 • R-FR • Senoia, Ga. • East Coweta

CAREER STATISTICS

YEAR	AVG	GP-GS	AB	R	H	2B	3B	HR	RBI	SB-A
2021	.130	14-7	23	3	3	0	0	0	1	1-1

SEASON HIGHS

At Bats: 5, vs. AAMU (2/24)
Runs: 1, three times
Hits: 1, three times
Doubles: --
RBI: 1, at Ole Miss (3/21)

47 • GARRETT FARQUHAR IF

5-11 • 185 • SR • Hoover, Ala. • Shelton State

CAREER STATISTICS

YEAR	AVG	GP-GS	AB	R	H	2B	3B	HR	RBI	SB-A
2020	.263	13-10	38	15	10	2	0	0	10	1-1
2021	.385	10-2	13	5	5	2	0	0	1	1-1
TOTAL	.294	23-12	51	20	15	4	0	0	11	2-2

CAREER HIGHS

At Bats: 5, two times
Runs: 4, vs. AAMU (2/24)
Hits: 3, vs. AAMU (2/24)
Doubles: 2, vs. AAMU (2/24)
RBI: 4, vs. UIC (2/16)

SEASON HIGHS

4, vs. PC (2/20)
 4, vs. AAMU (2/24)
 3, vs. AAMU (2/24)
 2, vs. AAMU (2/24)
 1, vs. AAMU (2/24)

7 • COLE FOSTER IF

6-1 • 190 • FR • Plano, Texas • Plano Senior

CAREER STATISTICS

YEAR	AVG	GP-GS	AB	R	H	2B	3B	HR	RBI	SB-A
2021	.400	6-2	10	4	4	1	0	0	1	0-0

SEASON HIGHS

At Bats: 4, at Ole Miss (3/21)
Runs: 3, vs. AAMU (2/23)
Hits: 2, vs. AAMU (2/24)
Doubles: 1, vs. AAMU (2/24)
RBI: 1, vs. AAMU (2/23)

2 • JOSH HALL OF

5-9 • 185 • R-SO • Homewood, Ala. • Ole Miss

CAREER STATISTICS

YEAR	AVG	GP-GS	AB	R	H	2B	3B	HR	RBI	SB-A
2021	.333	16-10	39	9	13	2	2	0	8	4-5

SEASON HIGHS

At Bats: 5, at Lipscomb (3/16)
Runs: 3, vs. AAMU (2/23)
Hits: 3, vs. AAMU (2/23)
Doubles: 1, two times
RBI: 3, vs. AAMU (2/23)

16 • CAM HILL IF

6-3 • 1210 • FR • Madison, Ala. • Bob Jones

- Ranks T-3rd on the team in RBI despite only 44 ABs

CAREER STATISTICS

YEAR	AVG	GP-GS	AB	R	H	2B	3B	HR	RBI	SB-A
2021	.295	15-11	44	7	13	1	1	3	17	0-0

CAREER HIGHS

At Bats: 4, six times
Runs: 2, vs. BC (3/7)
Hits: 3, vs. AAMU (2/23)
Doubles: 1, vs. AAMU (2/23)
HR: 1, three times
RBI: 4, vs. BC (3/7)

5 • KASON HOWELL OF

6-0 • 185 • JR • Argyle, Texas • Liberty Christian

- Went 4-for-10 with a 2B, HR and 4 RBI in the last home series vs. Kentucky

CAREER STATISTICS

YEAR	AVG	GP-GS	AB	R	H	2B	3B	HR	RBI	SB-A
2019	.262	63-63	225	31	59	10	0	0	28	14-16
2020	.359	11-10	39	8	14	7	0	0	6	0-0
2021	.232	25-24	82	11	19	4	0	2	14	5-7
TOTAL	.266	99-97	346	50	92	21	0	2	48	19-23

CAREER HIGHS

At Bats: 6, at Mississippi State (3/24/19)
Runs: 3, two times
Hits: 3, three times
Doubles: 1, 19 times
HR: 1, two times
RBI: 3, four times

SEASON HIGHS

5, two times
 2, vs. AAMU (2/24)
 2, six times
 1, four times
 1, two times
 3, two times

28 • NATE LARUE C

6-3 • 210 • SO • Mobile, Ala. • McGill-Toolen

- Rated by Perfect Game as the No. 71 overall prospect and No. 49 college prospect for the 2022 MLB Draft

CAREER STATISTICS

YEAR	AVG	GP-GS	AB	R	H	2B	3B	HR	RBI	SB-A
2020	.294	8-3	17	6	5	1	0	0	2	0-0
2021	.200	10-7	20	3	4	1	0	1	3	0-0
TOTAL	.243	18-10	37	9	9	2	0	1	5	0-0

CAREER HIGHS

At Bats: 5, vs. UIC (2/15 - G1)
Runs: 2, two times
Hits: 2, vs. PC (2/20/21)
Doubles: 1, two times
HR: 1, vs. PC (2/20/21)
RBI: 1, vs. PC (2/20/21)

SEASON HIGHS

4, vs. PC (2/20)
 2, vs. AAMU (2/23)
 2, vs. PC (2/20)
 1, vs. PC (2/20)
 1, vs. PC (2/20)
 2, vs. PC (2/20)

10 • TYLER MILLER IF

6-2 • 193 • JR • Spanish Fort, Ala. • EMCC

- Went 4-for-8 with a 2B and HR and reached base at a .714 clip in the last home series vs. Kentucky
- Is hitting .447 in home games this season
- Ranks second in the SEC in average, slugging and RBI and tied for second in home runs

CAREER STATISTICS

YEAR	AVG	GP-GS	AB	R	H	2B	3B	HR	RBI	SB-A
2020	.229	12-9	35	9	8	0	1	0	5	0-0
2021	.376	24-24	93	23	35	4	1	9	35	3-4
TOTAL	.336	36-33	128	32	43	4	2	9	40	3-4

CAREER HIGHS

At Bats: 5, five times
Runs: 3, three times
Hits: 4, vs. TAMU (2/28/21)
Doubles: 1, four times
HR: 2, at Lipscomb (3/16/21)
RBI: 6, vs. BC (3/6/21)

SEASON HIGHS

5, five times
 3, three times
 4, vs. TAMU (2/28)
 1, four times
 2, at Lipscomb (3/16)
 6, vs. BC (3/6)

19 • BRODY MOORE IF

6-0 • 185 • JR • Oneonta, Ala. • Oneonta

- Has started in 23 straight games at second base
- Went 6-for-13 with a 2B and HR at Arkansas
- Ranks second on the team with 22 RBI, more than twice as many as he hit in 17 games last year

CAREER STATISTICS

YEAR	AVG	GP-GS	AB	R	H	2B	3B	HR	RBI	SB-A
2019	.333	13-4	27	6	9	1	1	0	4	0-1
2020	.339	17-14	56	11	19	1	1	0	9	5-5
2021	.333	24-24	93	19	31	4	0	2	22	0-2
TOTAL	.335	54-42	176	36	59	6	2	2	35	5-8

CAREER HIGHS

At Bats: 6, vs. AAMU (2/24/21)
Runs: 3, vs. PC (2/19/21)
Hits: 4, two times
Doubles: 2, vs. AAMU (2/24/21)
HR: 1, two times
RBI: 7, vs. AAMU (2/24/21)

SEASON HIGHS

6, vs. AAMU (2/24)
 3, vs. PC (2/19)
 4, two times
 2, vs. AAMU (2/24)
 1, two times
 7, vs. AAMU (2/24)

6 • BOBBY PEIRCE OF

6-2 • 195 • R-SO • Scottsdale, Ariz. • S. Mountain

- Hit a pinch-hit, walk-off single in the 10th vs. Presbyterian (2/21)

CAREER STATISTICS

YEAR	AVG	GP-GS	AB	R	H	2B	3B	HR	RBI	SB-A
2021	.200	8-2	15	3	3	1	0	0	4	0-0

SEASON HIGHS

At Bats: 4, vs. AAMU (2/24)
Runs: 3, vs. AAMU (2/24)
Hits: 1, three times
Doubles: 1, vs. AAMU (2/24)
RBI: 2, vs. AAMU (2/24)

34 • JOHN SAMUEL SHENKER IF

6-3 • 250 • R-JR • Albany, Ga. • Colquitt County

- Also serves as the starting TE for Auburn football
- Hauled in nine catches for 97 yards in 11 games for Auburn football last fall

CAREER STATISTICS

YEAR	AVG	GP-GS	AB	R	H	2B	3B	HR	RBI	SB-A
2020	.318	11-6	22	5	7	1	0	0	6	0-0
2021	.286	9-2	14	3	4	1	0	0	2	0-0
TOTAL	.306	20-8	36	8	11	2	0	0	8	0-0

CAREER HIGHS

At Bats: 5, vs. Wright State (2/29/20)
Runs: 2, vs. UIC (2/16/20)
Hits: 2, vs. UIC (2/16/20)
Doubles: 1, two times
RBI: 2, two times

SEASON HIGHS

4, vs. PC (2/20)
 1, three times
 1, four times
 1, at Ole Miss (2/20)
 1, two times

1 • JUDD WARD OF

6-1 • 195 • SR • Russellville, Ala. • Russellville

- Hit his 3rd HR of the season in the series finale at Ark
- Matched a career high with four hits and four runs in the season opener, finishing a triple shy of the cycle

CAREER STATISTICS

YEAR	AVG	GP-GS	AB	R	H	2B	3B	HR	RBI	SB-A
2018	.250	37-21	84	9	21	2	1	0	8	0-2
2019	.272	66-65	257	42	70	12	2	5	34	5-7
2020	.315	18-18	73	16	23	6	1	2	17	2-3
2021	.271	19-19	70	14	19	2	0	3	10	0-1
TOTAL	.275	140-123	484	81	133	22	4	10	69	7-13

CAREER HIGHS

8 • BRYSON WARE IF/OF

6-2 • 195 • SO • Madison, Miss. • Pearl River

- His three hits and four RBI in the season opener were the most by an Auburn newcomer in a season opener since 2010 and 2007, respectively

CAREER STATISTICS

YEAR	AVG	GP-GS	AB	R	H	2B	3B	HR	RBI	SB-A
2021	.284	22-19	74	21	21	4	1	2	15	3-4

SEASON HIGHS

At Bats: 5, three times
Runs: 6, vs. AAMU (2/24)
Hits: 3, two times
Doubles: 1, four times
HR: 1, two times
RBI: 4, two times

41 • STEVEN WILLIAMS OF

6-3 • 216 • SR • Albany, Ga. • Deerfield-Windsor

- Hit his 4th HR of the season in game two at Arkansas
- Ranks second among active SEC players in career hits (161), home runs (27) and RBI (116)
- Started 11 games behind the plate after not starting at catcher since 2018 (nine games)

CAREER STATISTICS

YEAR	AVG	GP-GS	AB	R	H	2B	3B	HR	RBI	SB-A
2018	.291	65-65	244	54	71	10	1	12	51	1-1
2019	.247	65-64	235	40	58	8	2	9	36	3-3
2020	.275	13-12	40	7	11	4	0	2	12	0-0
2021	.233	25-23	90	20	21	6	0	4	17	0-0
TOTAL	.264	168-164	609	121	161	28	3	27	116	4-4

CAREER HIGHS

At Bats: 6, two times
Runs: 4, three times
Hits: 4, four times
Doubles: 2, two times
HR: 1, 27 times
RBI: 7, vs. Longwood (2/17/18)

SEASON HIGHS

5, three times
 3, vs. BC (3/6)
 2, five times
 2, vs. AAMU (2/24)
 1, four times
 4, vs. AAMU (2/24)

4 • RANKIN WOLEY IF

6-0 • 210 • GR • Atlanta, Ga. • Chattahoochee Valley

- Has a hit in 17 of the last 18 games and is hitting .380 (27-for-71) during the stretch
- Went on a 12-game hit streak from 2/28-3/21, marking the longest by an Auburn player since Jonah Todd (16) and Dylan Ingram (13) in 2017

CAREER STATISTICS

YEAR	AVG	GP-GS	AB	R	H	2B	3B	HR	RBI	SB-A
2019	.277	64-64	256	36	71	17	1	3	45	2-2
2020	.412	18-18	68	13	28	8	0	2	22	0-0
2021	.337	23-23	92	19	31	8	0	2	12	1-1
TOTAL	.313	105-105	416	68	130	33	1	7	79	3-3

CAREER HIGHS

At Bats: 7, vs. Arkansas (4/5/19)
Runs: 5, vs. BC (3/6/21)
Hits: 4, vs. UIC (2/15/20 - G1)
Doubles: 2, four times
HR: 1, seven times
RBI: 4, three times

SEASON HIGHS

5, five times
 5, vs. BC (3/6)
 3, two times
 1, eight times
 1, two times
 4, vs. PC (2/19)

PITCHER PROFILES

18 • MASON BARNETT RHP

6-1 • 205 • SO • Cartersville, Ga. • Cartersville

- Returned to the bullpen and earned his first save at Ark
- Is 2-0 with a 2.08 ERA and 24 K in 21.2 IP at home
- Rated by Perfect Games as the No. 32 overall player and No. 20 college prospect for the 2022 MLB Draft

CAREER STATISTICS

YEAR	ERA	W-L	G/S	IP	H	R	ER	BB	K	BAA
2020	3.52	0-0	6/0	7.2	5	4	3	3	16	.192
2021	3.45	2-1	8/5	28.2	22	14	11	16	29	.220
TOTAL	3.47	2-1	14/5	36.1	27	18	14	19	45	.214

CAREER HIGHS

Innings: 7.0, vs. Little Rock (3/13/21)
Hits: 6, vs. Kentucky (3/27/21)
Runs: 6, at Ole Miss (3/20/21)
Earned Runs: 5, vs. Kentucky (3/27/21)
Strikeouts: 9, vs. Little Rock (3/13/21)
Walks: 5, at Arkansas (4/3/21)
Pitches: 91, vs. Little Rock (3/13/21)

SEASON HIGHS

7.0, vs. Little Rock (3/13)
 6, vs. Kentucky (3/27)
 6, at Ole Miss (3/20)
 5, vs. Kentucky (3/27)
 9, vs. Little Rock (3/13)
 5, at Arkansas (4/3)
 91, vs. Little Rock (3/13)

21 • TRACE BRIGHT RHP

6-4 • 185 • SO • Montgomery, Ala. • Trinity

- Named the SEC Pitcher of the Week on Mar. 1 after throwing 6.0 scoreless innings vs. Texas A&M (2/28)
- Rated by Perfect Game as the No. 123 overall prospect and No. 84 college prospect for the 2022 MLB Draft

CAREER STATISTICS

YEAR	ERA	W-L	G/S	IP	H	R	ER	BB	K	BAA
2020	8.38	1-1	3/3	9.2	10	9	9	7	12	.278
2021	7.86	2-3	9/5	26.1	29	24	23	9	24	.276
TOTAL	8.00	3-4	12/8	36.0	39	33	32	16	36	.277

CAREER HIGHS

Innings: 6.0, vs. TAMU (2/28/21)
Hits: 5, three times
Runs: 7, at Ole Miss (3/21/21)
Earned Runs: 7, at Ole Miss (3/21/21)
Strikeouts: 7, vs. AAMU (2/23/21)
Walks: 3, three times
Pitches: 85, vs. TAMU (2/28/21)

SEASON HIGHS

6.0, vs. TAMU (2/28)
 5, two times
 7, at Ole Miss (3/20)
 7, at Ole Miss (3/20)
 7, vs. AAMU (2/23)
 3, at Ole Miss (3/20)
 85, vs. TAMU (2/28)

40 • B. BURKHALTER RHP

6-0 • 185 • SO • Dothan, Ala. • Northview

- Tied for the team lead with 9 appearances this season
- Hasn't allowed a run in 9 of his first 13 career outings

CAREER STATISTICS

YEAR	ERA	W-L	G/S	IP	H	R	ER	BB	K	BAA
2020	2.08	0-0	4/0	4.1	6	1	1	3	3	.462
2021	1.59	0-0	9/0	11.1	7	3	2	10	15	.171
TOTAL	1.72	0-0	13/0	15.2	13	4	3	13	18	.241

CAREER HIGHS

Innings: 2.1, vs. BC (3/7/21)
Hits: 3, vs. UCF (2/23)
Runs: 2, at Lipscomb (3/16/21)
Earned Runs: 1, three times
Strikeouts: 4, vs. Little Rock (3/13/21)
Walks: 2, two times
Pitches: 35, vs. BC (3/7/21)

SEASON HIGHS

2.1, vs. BC (3/7)
 2, three times
 2, at Lipscomb (3/16)
 1, two times
 4, vs. Little Rock (3/13)
 2, two times
 35, vs. BC (3/7)

43 • RICHARD FITTS RHP

6-3 • 215 • JR • Helena, Ala. • Helena

- Preseason Second Team All-America (D1) and Preseason Third Team All-America (BA)
- Rated the No. 8 college prospect by PG and No. 9 college prospect by D1

CAREER STATISTICS

YEAR	ERA	W-L	G/S	IP	H	R	ER	BB	K	BAA
2019	5.31	5-3	21/5	62.2	78	37	37	17	47	.305
2020	2.77	1-0	6/1	13.0	9	4	4	5	16	.200
2021	7.64	0-3	6/3	17.2	22	17	15	6	15	.306
TOTAL	5.40	6-6	33/9	93.1	109	58	56	28	78	.292

CAREER HIGHS

Innings: 6.1, vs. UNA (5/14/19)
Hits: 9, vs. Baylor (2/27/21)
Runs: 7, vs. Baylor (2/27/21)
Earned Runs: 6, two times
Strikeouts: 8, vs. UNA (5/14/19)
Walks: 3, three times
Pitches: 93, at North Carolina (6/10/19)

SEASON HIGHS

5.0, two times
 9, vs. Baylor (2/27)
 7, vs. Baylor (2/27)
 6, vs. Baylor (2/27)
 6, vs. PC (2/20)
 2, two times
 90, vs. BC (3/5)

18 • BROOKS FULLER LHP

6-2 • 215 • JR • Auburn, Ala. • Auburn

- Tied for the team lead with 9 appearances this season
- Hasn't allowed a run in 3 games and 4.2 IP in SEC play

CAREER STATISTICS

YEAR	ERA	W-L	G/S	IP	H	R	ER	BB	K	BAA
2019	4.50	2-2	20/8	44.0	39	30	22	35	36	.239
2020	2.25	1-1	3/2	8.0	11	3	2	1	7	.333
2021	8.25	0-0	9/0	12.0	17	12	11	12	14	.327
TOTAL	4.92	3-3	32/10	64.0	67	45	35	48	57	.270

CAREER HIGHS

Innings: 6.0, at Texas A&M (4/13/19)
Hits: 5, three times
Runs: 5, vs. Baylor (2/27/21)
Earned Runs: 5, vs. Baylor (2/27/21)
Strikeouts: 6, vs. Ole Miss (4/20/19)
Walks: 4, at South Carolina (3/30/19)
Pitches: 93, at Texas A&M (4/13/19)

SEASON HIGHS

2.1, three times
 5, vs. Baylor (2/27)
 5, vs. Baylor (2/27)
 5, vs. Baylor (2/27)
 3, three times
 3, two times
 58, vs. Baylor (2/27)

23 • PEYTON GLAVINE LHP

5-11 • 180 • R-JR • Alpharetta, Ga. • Blessed Trinity

- Made the first start of his career at Lipscomb (3/16)
- Hasn't allowed a run in four of his six relief efforts

CAREER STATISTICS

YEAR	ERA	W-L	G/S	IP	H	R	ER	BB	K	BAA
2018	27.00	0-0	5/0	3.0	10	9	9	2	5	.526
2019	5.62	1-0	9/0	8.0	10	5	8	12	8	.294
2021	5.93	0-1	7/1	13.2	11	9	9	4	13	.220
TOTAL	8.39	1-1	21/1	24.2	31	23	23	14	30	.301

CAREER HIGHS

Innings: 3.0, two times
Hits: 5, vs. Northeastern (3/10/18)
Runs: 6, vs. Northeastern (3/10/18)
Earned Runs: 6, vs. Northeastern (3/10/18)
Strikeouts: 5, vs. Little Rock (3/12/21)
Walks: 2, three times
Pitches: 38, vs. Little Rock (3/12/21)

SEASON HIGHS

3.0, two times
 4, at Ole Miss (3/21)
 4, at Lipscomb (3/16)
 4, at Lipscomb (3/16)
 5, vs. Little Rock (3/12)
 2, at Lipscomb (3/16)
 38, vs. Little Rock (3/12)

45 • JOSEPH GONZALEZ RHP

6-4 • 215 • FR • Humacao, PR • Leadership CA

- Tied for the team lead with 9 appearances this season
- Allowed just two hits in 5.0 IP at Arkansas
- Retired the first 15 batters he faced and struck out seven in his first career start at UAB (3/9)

CAREER STATISTICS

YEAR	ERA	W-L	G/S	IP	H	R	ER	BB	K	BAA
2021	4.87	0-2	9/3	20.1	21	11	11	7	16	.266

SEASON HIGHS

Innings: 5.0, two times
Hits: 8, vs. Kentucky (3/27)
Runs: 5, vs. Kentucky (3/27)
Earned Runs: 5, vs. Kentucky (3/27)
Strikeouts: 7, at UAB (3/9)
Walks: 5, at Arkansas (4/2)
Pitches: 86, at Arkansas (4/2)

20 • CODY GREENHILL RHP

6-4 • 216 • SR • Russellville, Ala. • Russellville

- Is 2-0 with a 1.12 ERA in his last four starts
- Ranks 4th in the SEC with a 1.62 ERA and his 2.39 career ERA is good for sixth in Auburn history
- Was one of three SEC pitchers entering 2021 with a sub-3.00 career ERA and 100+ IP

CAREER STATISTICS

YEAR	ERA	W-L	G/S	IP	H	R	ER	BB	K	BAA
2018	2.30	6-3	21/0	58.2	53	17	15	19	55	.242
2019	3.45	2-3	28/0	57.1	53	27	22	18	44	.243
2020	0.00	0-0	4/0	12.2	5	0	0	1	17	.122
2021	1.62	3-0	6/6	33.1	19	7	6	8	24	.168
TOTAL	2.39	11-6	59/6	162.0	130	51	43	46	140	.220

CAREER HIGHS

Innings: 7.0, two times
Hits: 7, at Mississippi State (3/24/19)
Runs: 5, at Mississippi State (3/24/19)
Earned Runs: 5, at Mississippi State (3/24/19)
Strikeouts: 6, two times
Walks: 3, four times
Pitches: 94, at Ole Miss (3/19/21)

SEASON HIGHS

7.0, two times
 4, at Ole Miss (3/19)
 3, vs. PC (2/19)
 2, vs. PC (2/19)
 6, vs. PC (2/19)
 3, vs. OU (2/26)
 94, at Ole Miss (3/19)

16 • CAM HILL LHP

6-3 • 210 • FR • Madison, Ala. • Bob Jones

- Pitched a 1-2-3 9th inning vs. Kentucky (3/27)
- Rated by PG as the No. 36 college prospect for the 2023 MLB Draft

CAREER STATISTICS

YEAR	ERA	W-L	G/S	IP	H	R	ER	BB	K	BAA
2021	27.00	1-0	6/0	4.0	10	13	12	5	5	.476

SEASON HIGHS

Innings: 1.0, three times
Hits: 4, vs. BC (3/7)
Runs: 5, vs. BC (3/7)
Earned Runs: 5, vs. BC (3/7)
Strikeouts: 2, two times
Walks: 3, at Ole Miss (3/21)
Pitches: 30, vs. BC (3/7)

33 • WILL MORRISON RHP

6-2 • 190 • R-SO • Cullman, Ala. • Cullman

- Hasn't allowed a run in his first two games
- Made his first appearance since 2019 in the series finale at Ole Miss Sunday

CAREER STATISTICS

YEAR	ERA	W-L	G/S	IP	H	R	ER	BB	K	BAA
2019	4.56	0-0	24/0	25.2	24	13	13	11	15	.264
2021	0.00	0-0	2/0	2.0	1	0	0	1	2	.143
TOTAL	4.23	0-0	26/0	27.2	25	13	13	12	17	.255

CAREER HIGHS

Innings: 3.0, two times
Hits: 4, vs. Arkansas (4/6/19)
Runs: 3, at GT (4/16/19)
Earned Runs: 3, at GT (4/16/19)
Strikeouts: 5, vs. AAMU (2/19/19)
Walks: 2, vs. UAB (5/7/19)
Pitches: 50, vs. Arkansas (4/6/19)

SEASON HIGHS

1.1, at Ole Miss (3/21)
 1, at Ole Miss (3/21)
 0, at Ole Miss (3/21)
 0, at Ole Miss (3/21)
 1, at Ole Miss (3/21)
 1, vs. Kentucky (3/27)
 22, at Ole Miss (3/21)

26 • HAYDEN MULLINS LHP

6-0 • 185 • SO • Gallatin, Tenn. • Hendersonville

- Allowed his first earned run in 14.0 innings in the finale vs. Little Rock (3/14) but hasn't appeared since
- Earned the win in a career high 4.0 innings with 8 strikeouts at UAB (3/9)
- Rated by Perfect Game as the No. 125 overall prospect and No. 86 college prospect for the 2022 MLB Draft

CAREER STATISTICS

YEAR	ERA	W-L	G/S	IP	H	R	ER	BB	K	BAA
2020	3.68	1-0	5/0	7.1	4	3	3	6	10	.174
2021	0.82	2-0	6/0	11.0	8	2	1	3	19	.190
TOTAL	1.96	3-0	11/0	18.1	12	5	4	9	29	.185

CAREER HIGHS

Innings: 4.0, at UAB (3/9/21)
Hits: 3, vs. Little Rock (3/14/21)
Runs: 3, vs. UCF (2/23)
Earned Runs: 3, vs. UCF (2/23)
Strikeouts: 8, at UAB (3/9/21)
Walks: 3, vs. Wofford (3/11)
Pitches: 56, at UAB (3/9/21)

SEASON HIGHS

4.0, at UAB (3/9)
 3, vs. Little Rock (3/14)
 1, two times
 1, vs. Little Rock (3/14)
 8, at UAB (3/9)
 1, three times
 56, at UAB (3/9)

44 • JACK OWEN LHP

6-2 • 204 • SR • Aliso Viejo, Calif. • JSerra Catholic

- Pitched 5.1 scoreless and allowed just two hits in his first start of the season at Ark
- Was one of eight SEC pitchers entering 2021 with a sub-4.00 career ERA and 100+ IP

CAREER STATISTICS

YEAR	ERA	W-L	G/S	IP	H	R	ER	BB	K	BAA
2018	5.97	2-2	14/7	34.2	43	24	23	16	35	.312
2019	2.75	4-2	14/10	68.2	64	22	21	14	59	.247
2020	3.43	3-1	4/4	21.0	17	10	8	5	25	.215
2021	7.04	0-1	3/1	7.2	9	6	6	3	5	.290
TOTAL	3.95	9-6	35/22	132.0	133	62	58	38	124	.262

CAREER HIGHS

Innings: 9.0, vs. UTSA (3/9/19)
Hits: 9, two times
Runs: 6, two times
Earned Runs: 6, two times
Strikeouts: 10, vs. Cincinnati (3/2/19)
Walks: 3, four times
Pitches: 102, vs. LSU (5/23/19)

SEASON HIGHS

5.1, at Arkansas (4/2)
 4, at Ole Miss (3/21)
 5, at Ole Miss (3/21)
 5, at Ole Miss (3/21)
 4, at Arkansas (4/2)
 2, at Ole Miss (3/21)
 73, at Arkansas (4/2)

29 • CARSON SKIPPER LHP

6-3 • 210 • JR • Trussville, Ala. • Hewitt-Trussville

- Named to the NCBWA Stopper of the Year watch list
- Has posted a 1.53 ERA in 14 appearances and 17.2 IP the last two seasons
- Made his first appearance since Mar. 7 last weekend

CAREER STATISTICS

YEAR	ERA	W-L	G/S	IP	H	R	ER	BB	K	BAA
2019	7.46	3-3	17/8	35.0	45	33	29	23	38	.306
2020	1.00	0-0	7/0	9.0	5	1	1	3	12	.167
2021	2.08	0-0	7/0	8.2	6	2	2	2	8	.188
TOTAL	5.47	3-3	31/8	52.2	56	36	32	28	58	.268

CAREER HIGHS

Innings: 4.2, vs. UTSA (3/9/19)
Hits: 5, four times
Runs: 5, two times
Earned Runs: 5, vs. Arkansas (4/5/19)
Strikeouts: 8, vs. Alabama A&M (2/19/19)
Walks: 4, at Georgia Tech (4/16/19)
Pitches: 78, vs. Arkansas (4/5/19)

SEASON HIGHS

2.0, two times
 2, at Arkansas (4/3)
 2, at Arkansas (4/3)
 2, at Arkansas (4/3)
 3, vs. OU (2/26)
 1, two times
 43, at Arkansas (4/2)

36 • JACK SOKOL RHP

6-4 • 192 • FR • New Albany, Ohio • New Albany

- Earned the win in his Auburn debut and first career start vs. Alabama A&M (2/24)
- Recorded the final two outs of the 8th at Ole Miss (3/21)

CAREER STATISTICS

YEAR	ERA	W-L	G/S	IP	H	R	ER	BB	K	BAA
2021	0.00	1-0	2/1	4.2	1	0	0	4	6	.083

CAREER HIGHS

Innings: 4.0, vs. AAMU (2/24)
Hits: 1, vs. AAMU (2/24)
Runs: 0, two times
Earned Runs: 0, two times
Strikeouts: 6, vs. AAMU (2/24)
Walks: 3, vs. AAMU (2/24)
Pitches: 52, vs. AAMU (2/24)

32 • CARSON SWILLING RHP

6-1 • 185 • FR • Smiths Station, Ala. • Smiths

- Earned his first career win in 3.2 innings of relief at Lipscomb (3/16)
- Has only allowed a run in three of his first eight career appearances

CAREER STATISTICS

YEAR	ERA	W-L	G/S	IP	H	R	ER	BB	K	BAA
2021	2.31	1-1	8/0	11.2	8	3	3	5	10	.186

CAREER HIGHS

Innings: 3.2, at Lipscomb (3/16)
Hits: 3, at Lipscomb (3/16)
Runs: 1, three times
Earned Runs: 1, three times
Strikeouts: 3, at Ole Miss (3/21)
Walks: 2, at Arkansas (4/2)
Pitches: 42, at Lipscomb (3/16)

27 • SEB THOMAS RHP

6-5 • 250 • SO • Brookhaven, Ga. • Marist

CAREER STATISTICS

YEAR	ERA	W-L	G/S	IP	H	R	ER	BB	K	BAA
2020	1.17	0-0	7/0	7.2	4	1	1	4	6	.160
2021	4.50	0-1	7/0	10.0	8	5	5	4	10	.242
TOTAL	3.06	0-1	14/0	17.2	12	6	6	8	16	.207

CAREER HIGHS

Innings: 2.2, vs. PC (2/21/21)
Hits: 2, four times
Runs: 3, vs. BC (3/7/21)
Earned Runs: 3, vs. BC (3/7/21)
Strikeouts: 4, vs. BC (3/5/21)
Walks: 3, vs. Wofford (3/11)
Pitches: 49, vs. Wofford (3/11)

SEASON HIGHS

2.2, vs. PC (2/21)
 2, two times
 3, vs. BC (3/7)
 3, vs. BC (3/7)
 4, vs. BC (3/5)
 1, four times
 39, vs. BC (3/5)

AUBURN IN THE NATIONAL AND SEC RANKINGS

(as of Apr. 8)

TEAM	TOTAL	NCAA	SEC
Double plays	27	3	1
Home runs	37	14	7
Slugging percentage	.484	14	3
Batting average	.298	15	2
Scoring	7.7	19	2
Shutouts	3	20	5
Hits	266	25	7
Fielding percentage	.978	25	3
20 CODY GREENHILL	TOTAL	NCAA	SEC
WHIP	0.81	23	4
10 TYLER MILLER	TOTAL	NCAA	SEC
RBI	35	7	2
Home runs	9	13	2

PITCHING CAREERS

MASON BARNETT'S CAREER APPEARANCES

2020 - FRESHMAN YEAR

Date	Opp (Res.)	DEC	QS	IP	H	R	ER	BB	SO	HR	ERA	NP
2/15	ILLINOIS-CHICAGO (W, 7-3)	-	-	1.0	4	3	3	1	2	0	27.00	32
2/19	OAKLAND (W, 17-1)	-	-	1.0	0	0	0	0	2	0	13.50	10
2/25	ALABAMA A&M (W, 10-0)	-	-	1.0	0	0	0	1	2	0	9.00	17
3/1	WRIGHT STATE (W, 6-0)	-	-	1.0	0	0	0	1	2	0	6.75	21
3/8	CHICAGO STATE (W, 9-0)	-	-	1.0	1	0	0	0	3	0	5.40	19
3/10	GEORGIA TECH (L, 2-6)	-	-	2.2	0	1	0	0	5	0	3.52	35

2021 - SOPHOMORE YEAR

Date	Opp (Res.)	DEC	QS	IP	H	R	ER	BB	SO	HR	ERA	NP
2/21	*PRESBYTERIAN (W, 2-1 [10])	-	-	4.0	3	0	0	2	4	0	0.00	65
2/26	vs. #25 Oklahoma (L, 3-4 [10])	-	-	1.1	2	1	1	3	1	0	1.69	42
3/6	*#18 BOSTON COLLEGE (W, 16-1)	W	-	5.1	2	1	0	2	3	0	0.84	75
3/13	*LITTLE ROCK (W, 6-0)	W	X	7.0	2	0	0	1	9	0	0.51	91
3/20	*at #4 Ole Miss (L, 5-6)	L	-	3.0	5	6	4	2	4	0	2.18	72
3/27	*KENTUCKY (L, 6-7)	-	-	5.1	6	5	5	0	8	2	3.46	84
4/1	at #1 Arkansas (W, 2-1)	-	-	1.0	0	0	0	1	0	0	3.33	15
4/3	at #1 Arkansas (L, 5-6 [10])	-	-	1.2	2	1	1	5	0	0	3.45	45

TRACE BRIGHT'S CAREER APPEARANCES

*-Starter

2020 - FRESHMAN YEAR

Date	Opp (Res.)	DEC	QS	IP	H	R	ER	BB	SO	HR	ERA	NP
2/19	*OAKLAND (W, 17-1)	W	-	3.0	2	1	1	1	6	1	3.00	59
2/26	*ALABAMA A&M (W, 12-6)	-	-	4.2	3	4	4	3	6	0	5.87	80
3/11	*WOFFORD (L, 3-4)	L	-	2.0	5	4	4	3	0	0	8.38	50

2021 - SOPHOMORE YEAR

Date	Opp (Res.)	DEC	QS	IP	H	R	ER	BB	SO	HR	ERA	NP
2/19	PRESBYTERIAN (W, 14-3)	-	-	1.0	2	0	0	0	2	0	0.00	28
2/23	*ALABAMA A&M (W, 18-2 [7])	W	-	4.0	2	2	1	0	7	0	1.80	55
2/28	*vs. Texas A&M (W, 6-1)	W	X	6.0	3	0	0	2	1	0	0.82	86
3/7	*#18 BOSTON COLLEGE (L, 9-11 [10])	L	-	5.0	3	1	1	1	3	0	1.12	69
3/14	*LITTLE ROCK (L, 6-12)	L	-	4.1	5	6	6	0	5	1	3.54	74
3/21	*at #4 Ole Miss (L, 11-19)	L	-	1.1	4	7	7	3	2	0	6.23	53
3/26	KENTUCKY (L, 6-8 [10])	-	-	3.0	5	4	4	2	2	2	6.93	58
4/2	at #1 Arkansas (L, 5-6)	-	-	1.0	3	3	3	0	2	0	7.71	24
4/3	at #1 Arkansas (L, 5-6 [10])	L	-	0.2	2	1	1	1	0	0	7.86	11

BLAKE BURKHALTER'S CAREER APPEARANCES

2020 - FRESHMAN YEAR

Date	Opp (Res.)	DEC	QS	IP	H	R	ER	BB	SO	HR	ERA	NP
2/15	ILLINOIS-CHICAGO (W, 7-3)	-	-	1.0	1	0	0	1	1	0	0.00	14
2/23	UCF (L, 2-12)	-	-	1.0	3	1	1	1	0	0	4.50	20
2/26	ALABAMA A&M (W, 12-6)	-	-	1.1	1	0	0	1	2	0	2.70	23
3/8	CHICAGO STATE (W, 9-0)	-	-	1.0	1	0	0	0	0	0	2.08	8

2021 - SOPHOMORE YEAR

Date	Opp (Res.)	DEC	QS	IP	H	R	ER	BB	SO	HR	ERA	NP
2/20	PRESBYTERIAN (W, 6-1)	-	-	1.0	2	0	0	1	1	0	0.00	25
2/24	ALABAMA A&M (W, 33-0)	-	-	1.0	0	0	0	0	2	0	0.00	19
2/28	vs. Texas A&M (W, 6-1)	-	-	1.0	0	0	0	1	0	0	0.00	11
3/7	*#18 BOSTON COLLEGE (L, 9-11 [10])	-	-	2.1	0	0	0	1	3	0	0.00	35
3/13	LITTLE ROCK (W, 6-0)	-	-	2.0	2	0	0	1	4	0	0.00	34
3/16	at Lipscomb (W, 9-7)	-	-	0.2	2	2	1	2	2	1	1.12	25
3/20	at #4 Ole Miss (L, 5-6)	-	-	1.0	0	0	0	2	0	0	1.00	18
3/27	KENTUCKY (L, 6-7)	-	-	1.2	1	1	1	1	3	1	1.69	22
4/2	at #1 Arkansas (L, 5-6)	-	-	0.2	0	0	0	1	0	0	1.59	19

RICHARD FITTS' CAREER APPEARANCES

*-Starter

2019 - FRESHMAN YEAR

Date	Opp (Res.)	DEC	QS	IP	H	R	ER	BB	SO	HR	ERA	NP
2/17	GEORGIA SOUTHERN (W, 4-3)	-	-	2.1	2	1	1	1	0	0	3.86	47
2/24	at UCF (W, 13-9)	-	-	2.0	2	1	1	0	2	1	4.15	27
3/5	UT MARTIN (W, 15-9)	W	-	2.0	2	1	1	0	1	0	4.26	26
3/9	UTSA (W, 8-3)	-	-	0.1	2	1	1	0	1	0	5.40	9
3/17	*#21 TENNESSEE (W, 5-3)	-	-	0.1	1	0	0	0	0	0	5.14	7
3/19	at UAB (W, 13-5)	-	-	1.1	2	0	0	2	2	0	4.32	31
3/23	at #4 Mississippi State (L, 2-15)	-	-	1.0	4	3	3	0	1	1	6.75	22
3/26	vs. Alabama (L, 3-6)	-	-	3.2	3	0	0	1	1	0	4.85	65
3/31	at South Carolina (W, 7-5)	W	-	5.0	3	0	0	2	2	0	3.50	64
4/6	*#9 ARKANSAS (L, 0-8)	L	-	4.1	5	5	5	3	2	1	4.84	74
4/14	*at #12 Texas A&M (L, 1-4)	L	-	3.0	5	3	3	0	2	0	5.33	56
4/18	*#17 OLE MISS (W, 7-4)	W	-	4.1	4	0	0	0	4	0	4.55	57
4/26	*at #4 Vanderbilt (L, 2-5)	L	-	2.1	6	4	4	1	3	1	5.34	77
5/5	*ALABAMA (W, 17-7)	-	-	3.2	7	3	3	0	3	1	5.55	64
5/11	*#7 GEORGIA (L, 8-10)	-	-	0.0	3	3	3	0	0	1	6.31	13
5/14	NORTH ALABAMA (W, 8-7)	-	-	6.1	4	1	1	2	8	0	5.57	82
5/22	vs. #2 Vanderbilt (L, 1-11)	-	-	4.0	7	3	3	1	5	1	5.67	75

6/1	at #3 Georgia Tech (W, 6-5)	W	-	6.0	4	0	0	0	4	0	5.02	84
6/10	at #14 North Carolina (W, 14-7)	W	-	5.1	7	6	6	3	4	2	5.49	93
6/16	vs. #6 Mississippi State (L, 4-5)	-	-	2.0	1	1	1	0	0	0	5.46	20
6/19	vs. #7 Louisville (L, 3-5)	-	-	3.1	4	1	1	1	2	0	5.31	48

2020 - SOPHOMORE YEAR

Date	Opp (Res.)	DEC	QS	IP	H	R	ER	BBSO	HR	ERA	NP	
2/15	*ILLINOIS-CHICAGO (W, 7-3)	W	-	5.0	2	0	0	3	7	0	0.00	85
2/22	UCF (L, 3-7)	-	-	1.0	4	3	3	1	1	0	4.50	24
2/25	ALABAMA A&M (W, 10-0)	-	-	1.0	1	0	0	0	0	0	3.86	13
3/1	WRIGHT STATE (W, 6-0)	-	-	2.1	0	0	0	0	3	0	2.89	32
3/7	CHICAGO STATE (W, 16-2)	-	-	1.0	0	0	0	0	1	0	2.61	6
3/10	GEORGIA TECH (L, 2-6)	-	-	2.2	2	1	1	1	4	1	2.77	51

2021 - JUNIOR YEAR

Date	Opp (Res.)	DEC	QS	IP	H	R	ER	BB	SO	HR	ERA	NP
2/20	*PRESBYTERIAN (W, 6-1)	-	-	5.0	1	1	1	2	6	1	1.80	66
2/27	*vs. Baylor (L, 6-12)	L	-	4.1	9	7	6	0	2	2	6.75	67
3/5	*#18 BOSTON COLLEGE (L, 2-8)	L	-	5.0	7	5	5	1	2	3	7.53	90
3/16	at Lipscomb (W, 9-7)	-	-	2.0	0	0	0	2	3	0	6.61	33
3/26	KENTUCKY (L, 6-8 [10])	L	-	1.0	3	2	1	0	2	0	6.75	31
4/2	at #1 Arkansas (L, 5-6)	-	-	0.2	2	2	2	1	0	0	7.64	15

BROOKS FULLER'S CAREER APPEARANCES

*-Starter

2019 - FRESHMAN YEAR

Date	Opp (Res.)	DEC	QS	IP	H	R	ER	BB	SO	HR	ERA	NP
2/16	GEORGIA SOUTHERN (L, 5-7)	-	-	1.0	1	1	1	1	0	1	9.00	21
2/20	*ALABAMA A&M (W, 10-2)	-	-	3.0	2	2	0	2	3	0	2.25	46
3/2	CINCINNATI (W, 9-5)	-	-	1.2	0	0	0	0	1	0	1.59	14
3/5	UT MARTIN (W, 15-9)	-	-	2.2	2	3	0	3	0	0	1.08	42
3/9	UTSA (W, 8-3)	-	-	1.0	0	0	0	1	0	0	0.96	17
3/16	*#21 TENNESSEE (W, 5-2)	W	-	3.2	2	1	1	2	3	0	1.38	63
3/23	at #4 Mississippi State (L, 2-15)	-	-	3.2	4	1	1	3	3	0	1.62	67
3/30	*at South Carolina (L, 0-4)	L	-	5.0	3	2	2	4	4	1	2.08	88
4/5	*#9 ARKANSAS (L, 6-9)	-	-	3.1	3	2	2	4	4	0	2.52	76
4/9	JACKSONVILLE STATE (L, 6-11)	-	-	0.0	0	1	1	2	0	0	2.88	15
4/13	*at #12 Texas A&M (W, 7-0)	W	X	6.0	4	0	0	3	4	0	2.32	93
4/20	*#17 OLE MISS (W, 6-5)	-	-	4.2	5	3	3	2	6	2	2.78	79
4/26	*at #4 Vanderbilt (L, 5-9)	L	-	1.2	4	4	2	2</				

5/22 vs. #2 Vanderbilt (L, 1-11) - - 0.2 2 3 3 1 1 0 5.62 22

2021 - JUNIOR YEAR

Date	Opp (Res.)	DEC	QS	IP	H	R	ER	BBSO	HR	ERA	NP
2/23	ALABAMA A&M (W, 18-2 [7])	-	-	2.0	1	0	0	1	0	0.00	19
2/27	vs. Baylor (L, 6-12)	-	-	3.0	1	0	0	0	2	0.00	31
3/7	#18 BOSTON COLLEGE (L, 9-11 [10])	L	-	1.0	3	2	2	1	0	3.00	28
3/12	LITTLE ROCK (W, 7-0)	-	-	3.0	0	0	0	0	5	2.00	38
3/16	*at Lipscomb (W, 9-7)	-	-	1.1	2	4	4	2	1	5.23	33
3/21	at #4 Ole Miss (L, 11-19)	-	-	2.1	4	3	3	1	2	6.39	41
3/26	KENTUCKY (L, 6-8 [10])	-	-	1.0	0	0	0	0	2	5.93	14

JOSEPH GONZALEZ'S CAREER APPEARANCES

2021 - FRESHMAN YEAR

Date	Opp (Res.)	DEC	QS	IP	H	R	ER	BB	SO	HR	ERA	NP
2/20	PRESBYTERIAN (W, 6-1)	-	-	1.0	2	0	0	0	1	0	0.00	12
2/24	ALABAMA A&M (W, 33-0)	-	-	1.0	0	0	0	0	2	0	0.00	11
2/26	vs. #25 Oklahoma (L, 3-4 [10])	-	-	1.1	4	1	1	0	0	0	2.70	25
3/9	*at UAB (W, 6-5)	-	-	5.0	1	1	1	0	7	0	2.16	60
3/14	LITTLE ROCK (L, 6-12)	-	-	0.2	2	1	1	0	0	0	3.00	12
3/16	at Lipscomb (W, 9-7)	-	-	1.1	1	0	0	0	1	0	2.61	17
3/19	at #4 Ole Miss (L, 0-1)	L	-	1.0	1	1	1	0	0	1	3.18	16
3/27	*KENTUCKY (L, 4-6)	L	-	4.0	8	5	5	2	4	0	5.28	71
4/3	*at #1 Arkansas (L, 5-6 [10])	-	-	5.0	2	2	2	5	1	0	4.87	86

CODY GREENHILL'S CAREER APPEARANCES

2018 - FRESHMAN YEAR

Date	Opp (Res.)	DEC	QS	IP	H	R	ER	BBSO	HR	ERA	NP	
2/16	LONGWOOD (W, 6-0)	-	-	1.0	1	0	0	1	0	0.00	23	
2/20	GEORGIA STATE (W, 3-2)	W	-	3.1	0	0	0	3	4	0	0.00	66
2/24	BRYANT (W, 13-4)	-	-	2.0	3	0	0	0	4	0	0.00	39
2/27	at #15 South Alabama (W, 7-6)	-	-	2.0	2	0	0	1	1	0	0.00	26
3/3	BYU (W, 9-5)	-	-	3.1	5	1	1	1	4	0	0.77	48
3/6	at UAB (W, 11-8)	-	-	2.0	0	0	0	0	3	0	0.66	20
3/10	NORTHEASTERN (L, 2-1)	-	-	4.2	1	0	0	1	4	0	0.49	59
4/3	ALABAMA A&M (W, 19-5)	-	-	1.0	1	0	0	0	1	0	0.47	15
4/8	at #5 Arkansas (L, 5-4)	L	-	1.2	1	1	1	2	1	0	0.86	33
4/15	MISSISSIPPI STATE (W, 7-5)	W	-	4.1	5	2	2	0	5	0	1.42	78
4/21	at Alabama (W, 5-0)	-	-	2.0	2	0	0	1	4	0	1.32	38
4/27	at #1 Florida (W, 11-5)	W	-	5.0	6	2	2	2	3	0	1.67	81
5/5	#17 VANDERBILT (W, 11-5)	-	-	3.1	1	0	0	2	3	0	1.51	44
5/12	at #5 Ole Miss (L, 10-3)	L	-	4.2	3	1	1	1	3	1	1.56	69
5/17	LSU (W, 11-4)	-	-	3.0	3	0	0	0	2	0	1.45	39
5/19	LSU (W, 14-5)	-	-	2.0	3	3	1	1	3	1	1.59	38
5/22	vs. Kentucky (W, 4-3[11])	W	-	3.0	3	0	0	0	2	0	1.49	36
5/25	vs. #4 Ole Miss (L, 7-0)	-	-	2.2	4	2	2	0	2	2	1.76	48
6/3	at #11 N.C. State (W, 15-7)	W	-	4.1	6	3	3	2	5	1	2.11	86
6/10	vs. #1 Florida (W, 3-2)	W	-	3.0	2	1	1	1	1	1	2.16	42
6/11	at #1 Florida (L, 3-2)	L	-	0.1	1	1	1	0	0	1	2.30	8

2019 - SOPHOMORE YEAR

Date	Opp (Res.)	DEC	QS	IP	H	R	ER	BBSO	HR	ERA	NP	
2/16	GEORGIA SOUTHERN (L, 5-7)	-	-	2.2	4	1	1	1	0	0	3.38	34
2/22	at UCF (W, 4-1)	-	-	1.1	0	0	0	0	1	0	2.25	18
3/2	CINCINNATI (W, 5-0)	-	-	2.0	0	0	0	1	1	0	1.29	27
3/5	UT MARTIN (W, 15-9)	-	-	2.0	1	1	1	0	0	0	2.00	15
3/9	UTSA (W, 8-3)	-	-	2.0	3	2	1	0	4	0	2.45	36
3/15	#21 TENNESSEE (W, 2-0)	-	-	2.0	0	0	0	0	4	0	2.08	26
3/17	#21 TENNESSEE (W, 5-3)	-	-	2.2	3	1	1	2	0	1	2.30	37
3/22	at #4 Mississippi State (W, 6-5)	-	-	2.0	1	0	0	0	2	0	2.04	23
3/24	at #4 Mississippi State (L, 15-20)	L	-	2.1	7	5	5	0	2	0	4.05	42
3/29	at South Carolina (W, 4-2)	-	-	1.0	0	0	0	0	1	0	3.86	20
3/31	at South Carolina (W, 7-5)	-	-	1.1	2	0	0	0	0	0	3.63	24
4/5	#9 ARKANSAS (W, 6-3)	-	-	1.0	0	0	0	0	2	0	3.47	14
4/5	#9 ARKANSAS (L, 6-9)	-	-	3.0	3	0	0	2	4	0	3.08	54
4/13	at #12 Texas A&M (W, 7-0)	-	-	2.1	0	0	0	1	2	0	2.83	31
4/18	#17 OLE MISS (W, 7-4)	-	-	2.0	0	0	0	0	3	0	2.64	31
4/20	#17 OLE MISS (W, 6-5)	W	-	3.0	3	2	2	0	0	1	2.94	25
4/27	at #4 Vanderbilt (L, 5-9)	-	-	1.2	5	3	3	0	2	0	3.57	32
5/3	ALABAMA (W, 5-1)	-	-	1.0	0	0	0	0	2	0	3.47	13
5/4	ALABAMA (L, 6-7)	L	-	1.0	3	2	0	1	0	0	3.38	18
5/11	#7 GEORGIA (W, 4-3)	W	-	4.0	1	0	0	1	5	0	3.05	48
5/18	at #20 LSU (W, 5-4)	-	-	5.1	6	3	3	1	0	1	3.09	90
5/21	vs. #21 Tennessee (W, 5-3)	-	-	0.2	0	0	0	0	1	0	3.00	16
5/23	vs. #17 LSU (L, 3-4)	L	-	2.2	3	3	2	1	1	0	3.24	42
6/2	at #3 Georgia Tech (W, 4-1)	-	-	3.0	1	1	1	0	4	1	3.23	39
6/8	at #14 North Carolina (W, 11-7)	-	-	2.0	3	2	2	3	1	0	3.44	46
6/10	at #14 North Carolina (W, 14-7)	-	-	1.2	3	1	1	1	0	0	3.49	43
6/16	vs. #6 Mississippi State (L, 4-5)	-	-	0.2	1	0	0	1	1	0	3.45	17

2020 - JUNIOR YEAR

Date	Opp (Res.)	DEC	QS	IP	H	R	ER	BBSO	HR	ERA	NP	
2/14	ILLINOIS-CHICAGO (W, 5-3)	-	-	4.0	0	0	0	1	6	0	0.00	60
2/21	UCF (L, 1-3)	-	-	3.2	3	0	0	0	3	0	0.00	44
2/28	WRIGHT STATE (W, 7-2)	-	-	3.0	2	0	0	0	5	0	0.00	42

3/6 CHICAGO STATE (W, 6-0) - - 2.0 0 0 0 0 3 0 0.00 27

2021 - SENIOR YEAR

Date	Opp (Res.)	DEC	QS	IP	H	R	ER	BB	SO	HR	ERA	NP
2/19	*PRESBYTERIAN (W, 14-3)	W	-	5.0	3	3	2	1	6	1	3.60	73
2/26	*vs. #25 Oklahoma (L, 3-4 [10])	-	-	4.1	3	1	1	3	3	0	2.89	72
3/12	* LITTLE ROCK (W, 7-0)	W	-	5.0	3	0	0	1	5	0	1.88	58
3/19	*at #4 Ole Miss (L, 0-1)	-	X	7.0	4	0	0	1	4	0	1.27	94
3/26	*KENTUCKY (L, 6-8 [10])	-	-	5.0	3	2	2	2	1	0	1.71	75
4/1	*at #1 Arkansas (W, 2-1)	W	X	7.0	3	1	1	0	5	1	1.62	90

CAM HILL'S CAREER APPEARANCES

2021 - FRESHMAN YEAR

Date	Opp (Res.)	DEC	QS	IP	H	R	ER	BB	SO	HR	ERA	NP
2/21	PRESBYTERIAN (W, 2-1 [10])	W	-	1.0	0	0	0	0	2	0	0.00	12
2/28	vs. Texas A&M (W, 6-1)	-	-	1.0	1	1	1	1	2	0	4.50	29
3/7	#18 BOSTON COLLEGE (L, 9-11 [10])	-	-	0.2	4	5	5	0	0	0	20.25	30
3/14	LITTLE ROCK (L, 6-12)	-	-	0.1	3	4	4	1	0	0	30.00	20
3/21	at #4 Ole Miss (L, 11-19)	-	-	0.0	2	3	2	3	0	0	36.00	22
3/27	KENTUCKY (L, 4-6)	-	-	1.0	0	0	0	0	1	0	27.00	10

WILL MORRISON'S CAREER APPEARANCES

2019 - FRESHMAN YEAR

Date	Opp (Res.)	DEC	QS	IP	H	R	ER	BB	SO	HR	ERA	NP
2/16	GEORGIA SOUTHERN (L, 5-7)	-	-	0.1	2	2	2	0	0	0	54.00	8
2/19	ALABAMA A&M (W, 10-1)	-	-	2.0	1	0	0	1	5	0	7.71	40
2/24	at UCF (W, 13-9)	-	-	2.0	1	1	1	0	0	1	6.23	23
3/6	UT MARTIN (W, 2-0)	-	-	0.2	1	0	0	1	1	0	5.40	21
3/19	at UAB (W, 13-5)	-	-	2.0	2	1	1	0	1	0	5.14	22
3/24	at #4 Mississippi State (L, 15-20)	-	-	0.1	0	0	0	0	0	0	4.91	1
3/26	vs. Alabama (L, 3-6)	-	-	0.0	0	1	1	1	0	0	6.14	4
4/2	GEORGIA TECH (L, 3-9)	-	-	1.1	2	0	0	1	1	0	5.29	24
4/6	#9 ARKANSAS (L, 0-8)	-	-	3.0	4	2	2	1	1	0	5.40	50
4/9	JACKSONVILLE STATE (L, 6-11)	-	-	3.0	0	0	0	0	0	0	4.30	28
4/12	at #12 Texas A&M (L, 0-4)	-	-	1.0	0	0	0	0	1	0		

5/8	*SOUTH ALABAMA (W, 10-4)	-	-	4.0	3	3	2	1	6	0	7.09	66
5/11	at #5 Ole Miss (L, 8-3)	-	-	1.0	1	0	0	0	1	0	6.83	10
5/15	*at Troy (L, 9-5)	-	-	4.1	5	1	1	2	6	0	6.19	93
5/22	*vs. Kentucky (W, 4-3 [11])	-	-	2.2	2	1	1	3	1	1	5.97	43

2019 - SOPHOMORE YEAR

Date	Opp (Res.)	DEC	QS	IP	H	R	ER	BBSO	HR	ERA	NP	
2/17	GEORGIA SOUTHERN (W, 4-3)	W	-	4.2	4	0	0	2	4	0	0.00	67
2/23	at UCF (L, 1-6)	-	-	4.1	3	1	0	0	8	0	0.00	79
3/2	*CINCINNATI (W, 5-0)	W	X	7.0	3	0	0	0	10	0	0.00	88
3/9	*UTSA (W, 5-0)	W	X	9.0	4	0	0	0	7	0	0.00	98
3/16	*#21 TENNESSEE (W, 5-2)	-	-	4.0	2	1	1	0	4	1	0.31	55
4/20	#17 OLE MISS (W, 6-5)	-	-	2.1	0	0	0	1	1	0	0.29	29
4/27	at #4 Vanderbilt (L, 5-9)	-	-	2.1	3	1	1	1	3	0	0.53	43
5/3	*ALABAMA (W, 5-1)	W	-	5.0	5	1	1	2	0	0	0.70	63
5/10	*#7 GEORGIA (L, 2-11)	L	-	3.2	7	6	6	1	3	1	1.91	65
5/17	*at #20 LSU (L, 1-5)	L	-	7.0	8	4	4	1	6	0	2.37	97
5/23	*vs. #17 LSU (L, 3-4)	-	-	5.2	5	1	1	1	5	0	2.29	102
5/31	*vs. Coastal Carolina (W, 16-7)	-	-	3.2	6	2	2	1	4	1	2.45	86
6/8	*at #14 North Carolina (W, 11-7)	-	-	5.0	8	4	4	1	3	0	2.83	77
6/16	*vs. #6 Mississippi State (L, 4-5)	-	-	5.0	6	1	1	3	1	0	2.75	102

2020 - JUNIOR YEAR

Date	Opp (Res.)	DEC	QS	IP	H	R	ER	BBSO	HR	ERA	NP	
2/15	*ILLINOIS-CHICAGO (W, 18-1)	W	-	5.0	3	1	1	3	8	1	1.80	71
2/22	*UCF (L, 3-7)	L	-	5.0	1	3	2	1	5	1	2.70	62
2/29	*WRIGHT STATE (W, 20-6)	W	-	5.0	9	4	3	0	6	1	3.60	91
3/7	*CHICAGO STATE (W, 16-2)	W	X	6.0	4	2	2	1	6	0	3.43	74

2021 - SENIOR YEAR

Date	Opp (Res.)	DEC	QS	IP	H	R	ER	BBSO	HR	ERA	NP	
3/21	at #4 Ole Miss (L, 11-19)	-	-	0.1	4	5	5	2	0	0	99.00	23
3/27	KENTUCKY (L, 6-7)	L	-	2.0	3	1	1	0	1	0	23.14	31
4/2	*at #1 Arkansas (L, 5-6)	-	-	5.1	2	0	0	1	4	0	7.04	73

CARSON SKIPPER'S CAREER APPEARANCES

*-Starter

2019 - FRESHMAN YEAR

Date	Opp (Res.)	DEC	QS	IP	H	R	ER	BBSO	HR	ERA	NP	
2/15	GEORGIA SOUTHERN (W, 11-2)	-	-	3.0	3	0	0	1	1	0	0.00	48
2/19	*ALABAMA A&M (W, 10-1)	W	-	4.0	2	1	0	0	8	0	0.00	67
2/24	at UCF (W, 13-9)	W	-	2.0	3	3	3	3	1	1	3.00	58
3/2	*CINCINNATI (W, 9-5)	-	-	3.0	5	4	3	0	4	1	4.50	59
3/6	UT MARTIN (W, 2-0)	-	-	2.1	0	0	0	0	5	0	3.77	31
3/9	*UTSA (W, 8-3)	W	-	4.2	5	0	0	0	5	0	2.84	70
3/17	*#21 TENNESSEE (W, 5-3)	-	-	3.0	3	2	1	1	1	0	2.86	46
3/23	*at #4 Mississippi State (L, 2-15)	L	-	0.2	5	5	4	2	1	0	4.37	35
3/24	at #4 Mississippi State (L, 15-20)	-	-	0.1	2	3	3	1	0	1	5.48	9
3/30	*at South Carolina (W, 7-5)	-	-	1.0	4	3	3	2	1	0	6.38	43
4/5	#9 ARKANSAS (W, 6-3)	-	-	0.2	1	0	0	0	1	0	6.20	8
4/5	#9 ARKANSAS (L, 6-9)	L	-	3.0	3	5	5	3	3	2	7.16	78
4/9	JACKSONVILLE STATE (L, 6-11)	-	-	0.0	0	0	0	2	0	0	7.16	10
4/16	*at #16 Georgia Tech (L, 6-11)	-	-	2.1	1	1	1	4	3	0	6.82	53
4/23	at Jacksonville State (W, 14-2)	-	-	1.0	0	0	0	1	0	0	6.61	17
4/25	at #4 Vanderbilt (L, 6-12)	-	-	1.1	3	2	2	3	1	0	6.89	43
5/7	*UAB (L, 4-6)	L	-	2.1	5	4	4	0	3	0	7.46	48

2020 - SOPHOMORE YEAR

Date	Opp (Res.)	DEC	QS	IP	H	R	ER	BBSO	HR	ERA	NP	
2/15	ILLINOIS-CHICAGO (W, 7-3)	-	-	1.0	0	0	0	0	2	0	0.00	16
2/19	OAKLAND (W, 17-1)	-	-	2.0	2	0	0	0	2	0	0.00	28
2/22	UCF (L, 3-7)	-	-	1.1	1	0	0	0	2	0	0.00	20
2/25	ALABAMA A&M (W, 10-0)	-	-	1.0	0	0	0	0	2	0	0.00	11
2/28	WRIGHT STATE (W, 7-2)	-	-	1.0	0	0	0	1	1	0	0.00	14
3/8	CHICAGO STATE (W, 9-0)	-	-	1.0	0	0	0	1	2	0	0.00	16
3/10	GEORGIA TECH (L, 2-6)	-	-	1.2	2	1	1	1	1	0	1.00	37

2021 - JUNIOR YEAR

Date	Opp (Res.)	DEC	QS	IP	H	R	ER	BBSO	HR	ERA	NP	
2/20	PRESBYTERIAN (W, 6-1)	-	-	1.0	1	0	0	0	1	0	0.00	9
2/24	ALABAMA A&M (W, 33-0)	-	-	1.0	1	0	0	0	0	0	0.00	8
2/26	vs. #25 Oklahoma (L, 3-4 [10])	-	-	2.0	1	0	0	1	3	0	0.00	39
2/28	vs. Texas A&M (W, 6-1)	-	-	1.0	0	0	0	0	1	0	0.00	15
3/7	#18 BOSTON COLLEGE (L, 9-11 [10])	-	-	0.2	0	0	0	0	1	0	0.00	13
4/1	at #1 Arkansas (W, 2-1)	-	-	1.0	1	0	0	0	0	0	0.00	15
4/3	at #1 Arkansas (L, 5-6 [10])	-	-	2.0	2	2	2	1	2	0	2.08	43

JACK SOKOL'S CAREER APPEARANCES

2021 - FRESHMAN YEAR

Date	Opp (Res.)	DEC	QS	IP	H	R	ER	BBSO	HR	ERA	NP	
2/24	*ALABAMA A&M (W, 33-0)	W	-	4.0	1	0	0	3	6	0	0.00	52
3/21	at #4 Ole Miss (L, 11-19)	-	-	0.2	0	0	0	1	0	0	0.00	8

CARSON SWILLING'S CAREER APPEARANCES

2021 - FRESHMAN YEAR

Date	Opp (Res.)	DEC	QS	IP	H	R	ER	BB	SO	HR	ERA	NP
2/19	PRESBYTERIAN (W, 14-3)	-	-	1.0	0	0	0	0	1	0	0.00	11
2/23	ALABAMA A&M (W, 18-2 [7])	-	-	1.0	0	0	0	0	2	0	0.00	15
3/6	#18 BOSTON COLLEGE (W, 16-1)	-	-	1.2	1	0	0	1	1	0	0.00	40
3/12	LITTLE ROCK (W, 7-0)	-	-	1.0	0	0	0	0	1	0	0.00	10
3/16	at Lipscomb (W, 9-7)	W	-	3.2	3	1	1	0	2	1	1.08	42
3/20	at #4 Ole Miss (L, 5-6)	-	-	1.2	2	0	0	1	3	0	0.90	45
3/27	KENTUCKY (L, 4-6)	-	-	1.0	2	1	1	1	0	0	1.64	16
4/2	at #1 Arkansas (L, 5-6)	L	-	0.2	0	1	1	2	0	0	2.31	14

SEB THOMAS' CAREER APPEARANCES

2020 - FRESHMAN YEAR

Date	Opp (Res.)	DEC	QS	IP	H	R	ER	BB	SO	HR	ERA	NP	
2/15	ILLINOIS-CHICAGO (W, 18-1)	-	-	1.0	0	0	0	0	1	1	0	0.00	14
2/19	OAKLAND (W, 17-1)	-	-	1.0	0	0	0	0	0	0	0.00	6	
2/22	UCF (L, 3-7)	-	-	0.2	2	1	1	0	2	0	3.38	11	
2/25	ALABAMA A&M (W, 10-0)	-	-	1.0	0	0	0	0	2	0	2.45	10	
2/29	WRIGHT STATE (W, 20-6)	-	-	1.0	0	0	0	0	1	0	1.93	12	
3/7	CHICAGO STATE (W, 16-2)	-	-	1.0	0	0	0	0	0	0	1.59	9	
3/11	WOFFORD (L, 3-4)	-	-	2.0	2	0	0	3	0	0	1.17	49	

2021 - SOPHOMORE YEAR

Date	Opp (Res.)	DEC	QS	IP	H	R	ER	BB	SO	HR	ERA	NP
2/19	PRESBYTERIAN (W, 14-3)	-	-	1.0	0	0	0	0	2	0	0.00	11
2/21	PRESBYTERIAN (W, 2-1 [10])	-	-	2.2	2	0	0	0	1	0	0.00	28
2/24	ALABAMA A&M (W, 33-0)	-	-	1.0	1	0	0	0	1	0	0.00	9
2/26	vs. #25 Oklahoma (L, 3-4 [10])	L	-	0.2	1	1	1	1	0	0	1.69	12
3/5	#18 BOSTON COLLEGE (L, 2-8)	-	-	2.1	1	0	0	1	4	0	1.17	39
3/7	#18 BOSTON COLLEGE (L, 9-11 [10])	-	-	0.1	2	3	3	1	1	1	4.50	16
3/21	at #4 Ole Miss (L, 11-19)	-	-	2.0	1	1	1	1	1	0	4.50	29

SUPERLATIVES AND MISCELLANEOUS NOTES

STARTS BY POSITION

STARTING PITCHER

Cody Greenhill	6	3-3
Mason Barnett	5	3-2
Trace Bright	5	2-3
Richard Fitts	3	1-2
Jospeh Gonzalez	3	1-2
Peyton Glavine	1	1-0
Jack Owen	1	0-1
Jack Sokol	1	1-0

CATCHER

Steven Williams	11	6-5
Ryan Dyal	7	3-4
Nate LaRue	7	3-4

FIRST BASE

Tyler Miller	22	9-13
Bryson Ware	2	2-0
J.S. Shenker	1	1-0

SECOND BASE

Brody Moore	23	10-13
Garrett Farquhar	2	2-0

THIRD BASE

Rankin Woley	23	10-13
Tyler Miller	2	2-0

SHORTSTOP

Ryan Bliss	23	10-13
Cole Foster	1	1-0
Brody Moore	1	1-0

LEFT FIELD

Judd Ward	18	8-10
Steven Williams	3	2-1
Josh Hall	3	2-1
Brayton Brown	1	1-0

CENTER FIELD

Kason Howell	24	11-13
Josh Hall	1	1-0

RIGHT FIELD

Bryson Ware	11	6-5
Steven Williams	7	2-5
Josh Hall	6	4-2
Bobby Peirce	1	0-1

DESIGNATED HITTER

Cam Hill	11	4-7
Bryson Ware	6	4-2
Steven Williams	2	2-0
Brayton Brown	2	1-1
Cole Foster	1	0-1
Bobby Peirce	1	0-1
J.S. Shenker	1	0-1
Judd Ward	1	1-0

2021 AUBURN & OPPONENT HIGHS

TEAM BATTING

	AUBURN	OPPONENT
Runs in a game	33, vs. AAMU (2/24)	19, Ole Miss (3/21)
Runs in an inning	14, vs. AAMU [4th] (2/24)	8, BC [9th] (3/7)
Most Hits in a game	27, vs. AAMU (2/24)	16, Ole Miss (3/21)
Fewest Hits in a game	4, at Arkansas (4/3)	3, four times
Hits in an inning	8, two times	6, two times
2B in a game	11, vs. AAMU (2/24)	4, Ole Miss (3/21)
3B in a game	2, vs. AAMU (2/24)	1, two times
HR in a game	4, two times	4, BC (3/5)
SB in a game	4, vs. Texas A&M (2/28)	4, Kentucky (3/26)
LOB in a game	12, vs. Baylor (2/27)	15, Oklahoma (2/26)
K in a game	16, at Arkansas (4/1)	15, UAB (3/9)
BB in a game	12, vs. AAMU (2/23)	12, Arkansas (4/3)

TEAM PITCHING

	AUBURN	OPPONENT
K in a game	15, at UAB (3/9)	16, Arkansas (4/1)
BB in a game	12, at Arkansas (4/3)	12, AAMU (2/23)
Pitchers used	7, at Ole Miss (3/21)	7, three times
Total Quality Starts	4	6

TEAM FIELDING

	AUBURN	OPPONENT
Errors in a game	2, three times	3, five times
DP turned in a game	4, at Arkansas (4/3)	3, two times

IND. BATTING

	AUBURN	OPPONENT
Hits in a game	4, five times	4, Elko [OM] (3/21)
Runs in a game	6, Ware vs. AAMU (2/24)	3, four times
2B in a game	2, three times	2, three times
3B in a game	1, five times	1, two times
HR in a game	2, two times	2, three times
RBI in a game	7, Moore vs. AAMU (2/24)	5, Church [UK] (3/26)
XBH in a game	2, 12 times	2, 10 times
SB in a game	2, Hall vs. AAMU (2/23)	2, three times
BB in a game	3, three times	3, five times
HBP in a game	2, Woley vs. BC (3/6)	1, 18 times
K in a game	4, Hall at Ole Miss (3/20)	4, Floyd [UAB] (3/9)
Hitting Streak	12, Woley (2/28-3/21)	3, 10 times
Consec. G w/HR	Hill vs. BC (3/6-7)	--

IND. PITCHING

	AUBURN	OPPONENT
K by a starter	9, Barnett vs. LR (3/13)	13, Hoglund [OM] (3/19)
K by a reliever	8, Mullins at UAB (3/9)	8, Kopps [AR] (4/1)
BB by a starter	5, Gonzalez at AR (4/3)	5, Bohannon [UAB] (3/9)
BB by a reliever	5, Barnett at AR (4/3)	5, Stewart [AAMU] (2/23)
IP by a starter	7.0, three times	8.0, Hoglund [OM] (3/19)
IP by a reliever	4.0 Mullins at UAB (3/9)	6.0, Godman [OU] (2/26)

MISCELLANEOUS

	AUBURN
Biggest comeback win	3, at LIP (3/16)
Biggest blown lead loss	8, vs. BC (3/7)
Largest margin of victory	33, vs. AAMU (2/24)
Largest margin of defeat	8, at Ole Miss (3/21)
Longest game, Time	4:35, vs. Kentucky (3/26)
Longest game, Time (9 inn)	3:50, at Ole Miss (3/21)
Shortest game, Time (9 inn)	2:12, at Ole Miss (3/19)
Longest game, Innings	10, five times
Largest crowd, Home	850, 14 times
Largest crowd, Road	10,304, at Ole Miss (3/20)
Largest crowd, Neutral	--

STARTS BY ORDER

LEADOFF

Judd Ward	10	7-3
Ryan Bliss	9	1-8
Josh Hall	2	2-0
Kason Howell	2	1-1
Steven Williams	2	1-1

2ND SPOT

Ryan Bliss	14	9-5
Judd Ward	6	0-6
Brody Moore	3	1-2
Josh Hall	2	2-0

3RD SPOT

Steven Williams	8	5-3
Bryson Ware	7	5-2
Rankin Woley	7	0-7
Tyler Miller	2	1-1
Brody Moore	1	1-0

CLEANUP

Rankin Woley	15	10-5
Tyler Miller	7	0-7
Steven Williams	3	2-1

5TH SPOT

Tyler Miller	11	7-4
Brody Moore	7	2-5
Bryson Ware	2	1-1
Steven Williams	2	1-1
Kason Howell	1	0-1
Judd Ward	1	1-0
Rankin Woley	1	0-1

6TH SPOT

Bryson Ware	8	5-3
Kason Howell	4	2-2
Steven Williams	4	2-2
Tyler Miller	3	2-1
Cam Hill	2	1-1
Brayton Brown	1	0-1
Josh Hall	1	0-1
Brody Moore	1	0-1
Judd Ward	1	0-1

7TH SPOT

Cam Hill	8	3-5
Kason Howell	7	4-3
Bobby Peirce	2	0-2
Steven Williams	2	1-1
Brayton Brown	1	0-1
Ryan Dyal	1	0-1
Tyler Miller	1	1-0
Brody Moore	1	1-0
J.S. Shenker	1	1-0
Judd Ward	1	1-0

8TH SPOT

Brody Moore	6	4-2
Ryan Dyal	4	3-1
Kason Howell	4	0-4
Nate LaRue	3	2-1
Josh Hall	2	2-0
Bryson Ware	2	1-1
Steven Williams	2	0-2
Cam Hill	1	0-1
J.S. Shenker	1	0-1

9TH SPOT

Kason Howell	6	4-2
Brody Moore	5	2-3
Nate LaRue	4	1-3
Josh Hall	3	1-2
Ryan Dyal	2	0-2
Garrett Farquhar	2	2-0
Cole Foster	2	1-1
Brayton Brown	1	1-0

PITCHING NOTES

2021 BULLPEN BY NUMBERS

Total App.....	79
Saves/Opp.....	2/5
IR/IRS.....	50/23
BA Against.....	.271
ERA.....	5.38

SAVES/OPP

Mason Barnett.....	1/3
Richard Fitts.....	1/2

INHERITED RUNNERS/SCORED

Mason Barnett.....	4/2
Trace Bright.....	2/0
Blake Burkhalter.....	5/1
Richard Fitts.....	1/1
Brooks Fuller.....	6/5
Peyton Glavine.....	1/1
Joseph Gonzalez.....	4/1
Cam Hill.....	1/1
Will Morrison.....	3/0
Hayden Mullins.....	4/3
Carson Skipper.....	3/2
Jack Sokol.....	2/0
Carson Swilling.....	7/3
Seb Thomas.....	7/3

1ST BATTER FACED/RETIRED

Mason Barnett.....	2/0
Trace Bright.....	3/2
Blake Burkhalter.....	9/8
Richard Fitts.....	3/1
Brooks Fuller.....	9/5
Peyton Glavine.....	6/2
Joseph Gonzalez.....	6/4
Cam Hill.....	6/4
Will Morrison.....	2/2
Hayden Mullins.....	6/4
Jack Owen.....	2/1
Carson Skipper.....	6/5
Jack Sokol.....	1/0
Carson Swilling.....	8/4
Seb Thomas.....	7/4

RELIEF ERA

Will Morrison.....	0.00
Jack Sokol.....	0.00
Hayden Mullins.....	0.82
Blake Burkhalter.....	1.59
Carson Skipper.....	2.08
Carson Swilling.....	2.31
Peyton Glavine.....	3.65
Joseph Gonzalez.....	4.26
Seb Thomas.....	4.50
Mason Barnett.....	4.50
Richard Fitts.....	8.10
Brooks Fuller.....	8.25
Trace Bright.....	12.71
Jack Owen.....	23.14
Cam Hill.....	27.00

BP SCORELESS IP (current/long)

Mason Barnett.....	--	7.2
Trace Bright.....	--	3.1
Blake Burkhalter.....	1.0	10.0
Richard Fitts.....	--	11.1
Brooks Fuller.....	5.1	5.1
Peyton Glavine.....	1.0	5.1
Joseph Gonzalez.....	0.2	3.1
Cody Greenhill.....	14.0	14.0
Cam Hill.....	1.0	1.1
Will Morrison.....	2.0	7.0
Hayden Mullins.....	1.2	11.1
Jack Owen.....	0.1	7.1
Carson Skipper.....	--	9.0
Jack Sokol.....	0.2	0.2
Carson Swilling.....	--	7.2
Seb Thomas.....	--	10.1
Garrett Wade.....	7.1	7.1

2021 Auburn Baseball Team Game-by-Game for Auburn (as of Apr 03, 2021) Batting (All games)

Date	Opponent	ab	r	h	rbi	2b	3b	hr	tb	bb	ibb	sb	cs	hbp	sac	sf	gdp	k	po	a	e	lob	avg
Feb 19	PRESBYTERIAN	39	14	14	14	1	1	2	23	6	0	1	1	1	0	0	0	6	27	4	1	8	.359
Feb 20	PRESBYTERIAN	35	6	11	5	2	0	3	22	0	0	1	0	1	0	0	0	7	27	7	0	6	.338
Feb 21	PRESBYTERIAN	32	2	8	2	2	0	0	10	6	0	1	1	1	1	0	0	6	30	14	2	11	.311
Feb 23	ALABAMA A&M	32	18	14	16	2	1	3	27	12	0	2	0	1	0	2	0	7	21	8	2	11	.341
Feb 24	ALABAMA A&M	48	33	27	33	11	2	1	45	11	1	3	0	4	0	4	0	5	27	10	0	10	.398
Feb 26	vs OU	38	3	11	2	1	0	2	18	3	0	0	0	0	0	0	3	7	29	10	1	8	.379
Feb 27	vs Baylor	35	6	9	6	1	1	1	15	9	0	2	0	0	0	0	1	7	27	13	1	12	.363
Feb 28	vs Texas A&M	35	6	12	5	2	0	0	14	5	0	4	2	0	1	0	1	6	27	12	0	8	.361
Mar 05	BOSTON COLLEG	35	2	7	2	1	0	0	8	4	0	0	0	0	0	1	0	6	27	6	1	11	.343
Mar 06	BOSTON COLLEG	36	16	11	16	1	0	4	24	7	0	0	0	2	0	0	0	8	27	11	1	5	.340
Mar 07	BOSTON COLLEG	40	9	13	9	2	0	1	18	5	1	2	1	0	1	0	1	8	30	12	1	7	.338
Mar 09	at UAB	31	6	6	4	2	0	0	8	8	0	0	0	1	0	1	2	5	27	7	1	8	.328
Mar 12	LITTLE ROCK	30	7	8	6	1	0	2	15	4	0	1	0	0	1	0	2	7	27	8	0	4	.324
Mar 13	LITTLE ROCK	33	6	9	6	3	0	0	12	3	0	3	1	1	0	0	0	5	27	5	0	7	.321
Mar 14	LITTLE ROCK	38	6	13	6	1	0	2	20	1	0	0	0	0	1	1	6	27	6	1	7	.322	
Mar 16	at Lipscomb	37	9	12	9	0	0	4	24	4	0	0	1	0	0	0	1	9	27	7	1	5	.322
*Mar 19	at Ole Miss	32	0	5	0	1	0	0	6	1	0	0	0	0	0	0	0	14	24	11	0	6	.314
*Mar 20	at Ole Miss	38	5	11	5	1	0	3	21	1	0	0	0	1	0	0	0	12	24	6	1	8	.312
*Mar 21	at Ole Miss	41	11	15	11	2	0	1	20	3	0	0	0	1	0	1	1	10	24	10	1	8	.315
*Mar 26	KENTUCKY	39	6	11	6	3	0	2	20	4	1	0	1	2	0	1	0	7	30	7	2	10	.314
*Mar 27	KENTUCKY	33	6	7	5	2	0	1	12	9	0	0	1	1	1	0	0	9	27	5	1	11	.309
*Mar 27	KENTUCKY	33	4	10	4	2	0	0	12	5	2	0	1	0	0	0	3	8	27	16	0	7	.309
*Apr 01	at Arkansas	34	2	8	2	0	0	1	11	2	0	1	0	0	1	1	0	16	27	11	0	9	.306
*Apr 02	at Arkansas	37	5	10	5	1	0	2	17	2	0	0	0	1	0	0	0	8	24	7	1	8	.304
*Apr 03	at Arkansas	32	5	4	5	0	0	2	10	4	0	1	0	0	1	0	1	3	28	14	1	2	.298
Totals		893	193	266	184	45	5	37	432	119	5	22	10	18	7	13	17	192	669	227	20	197	.298

AUBURN STARTING PITCHER BREAKDOWN

Starter	Quality		Run Support	RS/Start	Auburn Record
	GS	Starts			
C. Greenhill	6	2	19	3.2	3-3
T. Bright	5	1	30	6.0	2-3
M. Barnett	5	1	24	4.8	3-2
R. Fitts	3	0	2	0.7	1-2
J. Gonzalez	3	0	9	3.0	1-2
P. Glavine	1	0	1	1.0	1-0
J. Owen	1	0	4	4.0	0-1
J. Sokol	1	0	19	19.0	1-0

Auburn Overall Rankings

Category	Rank	No.
ERA	13th	4.72
Opp BA	13th	.239
Hits Allowed	7th	199
Walks	7th	99
Strikeouts	14th	215

Auburn SEC-Only Rankings

Category	Rank	No.
ERA	13th	6.43
Opp BA	11th	.271
Hits Allowed	8th	82
Walks	T-12th	49
Strikeouts	14th	61

AUBURN PITCHING BREAKDOWN

	W-L	ERA	IP	H	R	ER	BB	K	HR	AVG	W-L	ERA	IP	H	R	ER	BB	K	HR	AVG	
STARTERS	8-6	4.13	117.2	87	60	54	37	103	12	.208	HOME	8-6	3.90	127.0	106	60	55	36	140	15	.226
RELIEVERS	4-7	5.38	105.1	112	68	63	62	112	10	.271	ROAD	3-5	6.06	68.1	62	51	46	47	58	5	.239
TOTALS	12-13	4.72	223.0	199	128	117	99	215	22	.239	NEUT.	1-2	5.20	27.2	31	17	16	16	17	2	.295

HITTING NOTES

2021 MULTI-HIT GAMES

	2	3	4	5+	Total
Ryan Bliss	12	1	1	-	14
Tyler Miller	5	5	1	-	11
Rankin Woley	7	2	-	-	9
Brody Moore	3	2	2	-	7
Bryson Ware	5	2	-	-	7
Kason Howell	6	-	-	-	6
Josh Hall	4	1	-	-	5
Steven Williams	1	-	-	-	5
Cam Hill	3	1	-	-	4
Judd Ward	2	1	1	-	4
Garrett Farquhar	1	1	-	-	2
Brayton Brown	1	-	-	-	1
Cole Foster	1	-	-	-	1
Nate LaRue	1	-	-	-	1

CAREER MULTI-HIT GAMES

	2	3	4	5+	Total
Ryan Bliss	36	7	2	-	45
Steven Williams	28	8	4	-	40
Rankin Woley	28	8	1	-	37
Judd Ward	22	9	3	-	34
Kason Howell	22	3	-	-	25
Brody Moore	9	4	2	-	15
Tyler Miller	5	5	1	-	11
Bryson Ware	5	2	-	-	7
Garrett Farquhar	4	1	-	-	5
Josh Hall	4	1	-	-	5
Cam Hill	3	1	-	-	4
Brayton Brown	1	-	-	-	1
Johnny Ceccoli	1	-	-	-	1
Cole Foster	1	-	-	-	1
Nate LaRue	1	-	-	-	1
J.S. Shenker	1	-	-	-	1

2021 MULTI-RBI GAMES

	2	3	4	5+	Total
Tyler Miller	3	3	2	1	9
Brody Moore	5	-	-	1	6
Cam Hill	1	3	1	-	5
Steven Williams	4	-	1	-	5
Judd Ward	4	-	-	-	4
Ryan Bliss	3	-	-	-	3
Kason Howell	1	2	-	-	3
Bryson Ware	1	-	2	-	3
Brayton Brown	1	1	-	-	2
Josh Hall	1	1	-	-	2
Rankin Woley	1	-	1	-	2
Nate LaRue	1	-	-	-	1
Bobby Peirce	1	-	-	-	1

CAREER MULTI-RBI GAMES

	2	3	4	5+	Total
Steven Williams	18	9	3	2	32
Rankin Woley	14	5	3	-	22
Ryan Bliss	12	2	4	-	18
Judd Ward	12	3	1	1	17
Tyler Miller	4	3	2	1	10
Brody Moore	8	-	-	1	9
Kason Howell	2	4	-	-	6
Cam Hill	1	3	1	-	5
Bryson Ware	1	-	2	-	3
Brayton Brown	1	1	-	-	2
Johnny Ceccoli	2	-	-	-	2
Garrett Farquhar	1	-	1	-	2
Josh Hall	1	1	-	-	2
J.S. Shenker	2	-	-	-	2
Nate LaRue	1	-	-	-	1
Bobby Peirce	1	-	-	-	1

CAREER STARTS

	Career	Consec.
Steven Williams	164	4
Judd Ward	123	10
Ryan Bliss	107	20
Rankin Woley	105	20
Kason Howell	97	21
Brody Moore	42	23
Tyler Miller	33	23
Bryson Ware	19	1
Garrett Farquhar	12	-
Cam Hill	11	-
Brayton Brown	10	-
Josh Hall	10	-
Nate LaRue	10	1
J.S. Shenker	8	-
Ryan Dyal	7	-
Johnny Ceccoli	2	-
Cole Foster	2	-

TEAM NOTES

Auburn Overall SEC Rankings			Auburn SEC-Only Rankings		
Category	Rank	No.	Category	Rank	No.
Avg.	2nd	.298	Avg.	6th	.254
Hits	7th	266	Hits	3rd	81
2B	T-9th	45	2B	T-9th	12
HR	7th	37	HR	T-4th	12
BB	11th	119	BB	9th	31

2021 AUBURN HOME RUNS

No.	Player (#)	Opponent (Date)	On	Outs	Inn.	Pitcher
1	Judd Ward (1)	Presbyterian (2/19)	1	2	2	Miles (R)
2	Rankin Woley (1)	Presbyterian (2/19)	2	2	7	Rorabeck (R)
3	Bryson Ware (1)	Presbyterian (2/20)	0	2	1	McDaniel (L)
4	Nate LaRue (1)	Presbyterian (2/20)	0	0	7	Flood (R)
5	Ryan Bliss (1)	Presbyterian (2/20)	0	2	7	Flood (R)
6	Judd Ward (2)	Alabama A&M (2/23)	0	0	1	Febus (R)
7	Bryson Ware (2)	Alabama A&M (2/23)	1	0	1	Febus (R)
8	Brayton Brown (1)	Alabama A&M (2/23)	0	0	5	Torres (R)
9	Tyler Miller (1)	Alabama A&M (2/24)	1	2	4	Baker (R)
10	Ryan Bliss (2)	Oklahoma (2/26)	0	1	3	Olds (R)
11	Steven Williams (1)	Oklahoma (2/26)	0	2	3	Olds (R)
12	Tyler Miller (2)	Baylor (2/27)	0	0	8	Miller (R)
13	Cam Hill (1)	Boston College (3/6)	3	2	1	Sheehan (R)
14	Steven Williams (2)	Boston College (3/6)	1	1	4	Mancini (R)
15	Tyler Miller (3)	Boston College (3/6)	2	2	5	West (R)
16	Rankin Woley (2)	Boston College (3/6)	0	2	7	Lombardi (R)
17	Cam Hill (2)	Boston College (3/7)	1	1	2	Vetrano (L)
18	Ryan Bliss (3)	Little Rock (3/12)	0	1	1	Funk (R)
19	Tyler Miller (4)	Little Rock (3/12)	2	2	5	Funk (R)
20	Steven Williams (3)	Little Rock (3/14)	0	1	3	DeCooman (L)
21	Brody Moore (1)	Little Rock (3/14)	1	1	9	Barkley (R)
22	Tyler Miller (5)	Lipscomb (3/16)	0	1	2	Bierman (R)
23	Kason Howell (1)	Lipscomb (3/16)	0	0	3	Bierman (R)
24	Tyler Miller (6)	Lipscomb (3/16)	2	2	3	Bierman (R)
25	Ryan Bliss (4)	Lipscomb (3/16)	0	0	5	Williams (R)
26	Ryan Bliss (5)	Ole Miss (3/20)	0	0	3	McDaniel (R)
27	Ryan Bliss (6)	Ole Miss (3/20)	0	0	7	Miller (R)
28	Tyler Miller (7)	Ole Miss (3/20)	0	2	7	Miller (R)
29	Brayton Brown (2)	Ole Miss (3/21)	2	2	8	Savell (R)
30	Tyler Miller (8)	Kentucky (3/26)	0	2	1	Miller (R)
31	Cam Hill (3)	Kentucky (3/26)	0	1	9	Jones (R)
32	Kason Howell (2)	Kentucky (3/27)	1	1	6	Kammin (R)
33	Brody Moore (2)	Arkansas (4/1)	0	1	3	Wicklander (L)
34	Ryan Bliss (7)	Arkansas (4/2)	0	0	1	Vermillion (R)
35	Steven Williams (3)	Arkansas (4/2)	0	1	4	Palette (R)
36	Judd Ward (3)	Arkansas (4/3)	1	0	1	Lockhart (L)
37	Tyler Miller (9)	Arkansas (4/3)	2	2	6	Monke (L)

AUBURN CAREER HOME RUN BREAKDOWN

	1R	2R	3R	GS	Career	Home	Road	Last
Bliss	11	--	1	--	12	5	7	4/2/21
Brown	2	--	1	--	3	2	1	3/21/21
Ceccoli	1	--	--	--	1	1	--	2/19/20
Hill	1	1	--	1	3	3	--	3/26/21
Howell	1	1	--	--	2	1	1	3/27/21
LaRue	1	--	--	--	1	1	--	2/20/21
Miller	4	1	4	--	9	4	5	4/3/21
Moore	1	1	--	--	2	1	1	4/1/21
Ward	4	3	3	0	10	6	4	4/3/21
Ware	1	1	--	--	2	2	--	2/23/21
Williams	10	8	8	1	27	14	13	4/2/21
Woley	4	1	2	--	7	4	3	3/6/21

HITTING STREAKS

	Current	'21	Career
Ryan Bliss	4	8	10
Brayton Brown	-	2	3
Johnny Ceccoli	-	-	2
Ryan Dyal	-	2	2
Garrett Farquhar	-	1	3
Cole Foster	1	2	2
Josh Hall	-	4	4
Cam Hill	-	4	4
Kason Howell	-	5	6
Nate LaRue	-	2	2
Tyler Miller	1	5	5
Brody Moore	-	6	8
Bobby Peirce	-	1	1
J.S. Shenker	3	3	4
Judd Ward	4	4	7
Bryson Ware	-	6	6
Steven Williams	-	4	6
Rankin Woley	5	12	12

REACHED BASE STREAKS

	Current	'21	Career
Ryan Bliss	4	18	28
Brayton Brown	-	4	4
Johnny Ceccoli	-	3	3
Ryan Dyal	3	6	6
Garrett Farquhar	-	2	4
Cole Foster	1	2	2
Josh Hall	-	5	5
Cam Hill	-	8	8
Kason Howell	-	5	17
Nate LaRue	-	2	2
Tyler Miller	1	10	10
Brody Moore	-	7	10
Bobby Peirce	-	1	1
J.S. Shenker	3	3	11
Judd Ward	6	6	18
Bryson Ware	-	6	6
Steven Williams	3	13	25
Rankin Woley	5	12	17

BUNT HITS

Player	No.
Josh Hall	2
Judd Ward	2
Ryan Bliss	1
Kason Howell	1
Brody Moore	1
TOTAL	7

SAC BUNTS

Player	No.
Kason Howell	2
Ryan Bliss	1
Brayton Brown	1
Garrett Farquhar	1
Josh Hall	1
Tyler Miller	1
TOTAL	7

SAC FLIES

Player	No.
Josh Hall	2
Tyler Miller	2
Judd Ward	2
Rankin Woley	2
Cam Hill	1
Nate LaRue	1
Brody Moore	1
Bryson Ware	1
Steven Williams	1
TOTAL	13

OUTFIELD ASSISTS

Player	No.
Kason Howell	2
Josh Hall	1
Judd Ward	1
TOTAL	4

PINCH HITS

Player	No.
Cam Hill	2
Bobby Peirce	2
J.S. Shenker	2
Josh Hall	1
Bryson Ware	1
TOTAL	8

AUBURN 2021 GAME-BY-GAME STARTING LINEUPS

DATE	OPP	1	2	3	4	5	6	7	8	9	SP
2/19	Presbyterian	Ward	Bliss	Ware	Woley	Miller	Williams	Howell	Hall	Moore	Greenhill
2/20	Presbyterian	Ward	Bliss	Ware	Woley	Williams	Howell	Shenker	LaRue	Farquhar	Fitts
2/21	Presbyterian	Ward	Bliss	Ware	Woley	Miller	Williams	Howell	Hall	Moore	Barnett
2/23	Alabama A&M	Ward	Hall	Ware	Williams	Moore	Hill	Miller	LaRue	Foster	Bright
2/24	Alabama A&M	Ward	Hall	Ware	Williams	Moore	Miller	Howell	Dyal	Farquhar	Sokol
2/26	vs. Oklahoma	Ward	Bliss	Ware	Williams	Woley	Miller	Howell	Hill	Moore	Greenhill
2/27	vs. Baylor	Ward	Bliss	Ware	Woley	Miller	Howell	Peirce	LaRue	Moore	Fitts
2/28	vs. Texas A&M	Williams	Bliss	Moore	Woley	Ware	Miller	Howell	Dyal	Brown	Bright
3/5	Boston College	Williams	Bliss	Miller	Woley	Ware	Hall	Howell	Dyal	Moore	Fitts
3/6	Boston College	Howell	Bliss	Williams	Woley	Miller	Ware	Hill	Moore	Hall	Barnett
3/7	Boston College	Howell	Bliss	Williams	Woley	Miller	Ware	Hill	Moore	Hall	Bright
3/9	at UAB	Ward	Bliss	Williams	Woley	Miller	Ware	Moore	Dyal	Howell	Gonzalez
3/12	Little Rock	Ward	Bliss	Williams	Woley	Miller	Ware	Hill	Moore	Howell	Greenhill
3/13	Little Rock	Hall	Bliss	Williams	Woley	Miller	Ware	Hill	Moore	Howell	Barnett
3/14	Little Rock	Bliss	Moore	Williams	Woley	Miller	Brown	Hill	Howell	LaRue	Bright
3/16	Lipscomb	Hall	Bliss	Williams	Woley	Miller	Ware	Ward	Moore	Howell	Glavine
3/19	at Ole Miss*	Ward	Bliss	Williams	Woley	Miller	Ware	Hill	Moore	Howell	Greenhill
3/20	at Ole Miss*	Bliss	Ward	Woley	Miller	Moore	Williams	Hill	Howell	Hall	Barnett
3/21	at Ole Miss*	Bliss	Ward	Woley	Miller	Moore	Williams	Dyal	Howell	Foster	Bright
3/26	Kentucky*	Bliss	Ward	Woley	Miller	Moore	Ware	Brown	Williams	Howell	Greenhill
3/27	Kentucky*	Bliss	Moore	Woley	Miller	Howell	Ward	Peirce	Shenker	LaRue	Barnett
3/27	Kentucky*	Bliss	Ward	Woley	Miller	Williams	Moore	Hill	Howell	Dyal	Gonzalez
4/1	at Arkansas*	Bliss	Moore	Miller	Woley	Ward	Howell	Williams	Ware	LaRue	Greenhill
4/2	at Arkansas*	Bliss	Ward	Woley	Miller	Moore	Hill	Howell	Williams	Dyal	Owen
4/3	at Arkansas*	Bliss	Ward	Woley	Miller	Moore	Howell	Williams	Ware	LaRue	Gonzalez
4/6	Kennesaw State										
4/9	Mississippi State*										
4/10	Mississippi State*										
4/11	Mississippi State*										
4/13	at Georgia Tech										
4/16	at Alabama*										
4/17	at Alabama*										
4/18	at Alabama*										
4/20	Samford										
4/21	Jacksonville State										
4/23	Florida*										
4/24	Florida*										
4/25	Florida*										
4/30	at Georgia*										
5/1	at Georgia*										
5/2	at Georgia*										
5/4	UAB										
5/7	LSU*										
5/8	LSU*										
5/9	LSU*										
5/11	at Samford										
5/14	Texas A&M*										
5/15	Texas A&M*										
5/16	Texas A&M*										
5/18	North Alabama										
5/20	at Missouri*										
5/21	at Missouri*										
5/22	at Missouri*										

* - SEC Game

AUBURN 2021 GAME-BY-GAME STARTERS

DATE	OPP	SP	C	1B	2B	3B	SS	LF	CF	RF	DH
2/19	Presbyterian	Greenhill	Williams	Miller	Moore	Woley	Bliss	Ward	Howell	Hall	Ware
2/20	Presbyterian	Fitts	LaRue	Shenker	Farquhar	Woley	Bliss	Ward	Howell	Ware	Williams
2/21	Presbyterian	Barnett	Williams	Miller	Moore	Woley	Bliss	Ward	Howell	Hall	Ware
2/23	Alabama A&M	Bright	LaRue	Ware	Moore	Miller	Foster	Ward	Hall	Williams	Hill
2/24	Alabama A&M	Sokol	Dyal	Ware	Farquhar	Miller	Moore	Ward	Howell	Hall	Williams
2/26	vs. Oklahoma	Greenhill	Williams	Miller	Moore	Woley	Bliss	Ward	Howell	Ware	Hill
2/27	vs. Baylor	Fitts	LaRue	Miller	Moore	Woley	Bliss	Ward	Howell	Ware	Peirce
2/28	vs. Texas A&M	Bright	Dyal	Miller	Moore	Woley	Bliss	Williams	Howell	Ware	Brown
3/5	Boston College	Fitts	Dyal	Miller	Moore	Woley	Bliss	Williams	Howell	Hall	Ware
3/6	Boston College	Barnett	Williams	Miller	Moore	Woley	Bliss	Hall	Howell	Ware	Hill
3/7	Boston College	Bright	Williams	Miller	Moore	Woley	Bliss	Hall	Howell	Ware	Hill
3/9	at UAB	Gonzalez	Dyal	Miller	Moore	Woley	Bliss	Williams	Howell	Ware	Ward
3/12	Little Rock	Greenhill	Williams	Miller	Moore	Woley	Bliss	Ward	Howell	Ware	Hill
3/13	Little Rock	Barnett	Williams	Miller	Moore	Woley	Bliss	Hall	Howell	Ware	Hill
3/14	Little Rock	Bright	LaRue	Miller	Moore	Woley	Bliss	Brown	Howell	Williams	Hill
3/16	Lipscomb	Glavine	Williams	Miller	Moore	Woley	Bliss	Ward	Howell	Hall	Ware
3/19	at Ole Miss*	Greenhill	Williams	Miller	Moore	Woley	Bliss	Ward	Howell	Ware	Hill
3/20	at Ole Miss*	Barnett	Williams	Miller	Moore	Woley	Bliss	Ward	Howell	Hall	Hill
3/21	at Ole Miss*	Bright	Dyal	Miller	Moore	Woley	Bliss	Ward	Howell	Williams	Foster
3/26	Kentucky*	Greenhill	Williams	Miller	Moore	Woley	Bliss	Ward	Howell	Ware	Brown
3/27	Kentucky*	Barnett	LaRue	Miller	Moore	Woley	Bliss	Ward	Howell	Peirce	Shenker
3/28	Kentucky*	Gonzalez	Dyal	Miller	Moore	Woley	Bliss	Ward	Howell	Williams	Hill
4/1	at Arkansas*	Greenhill	LaRue	Miller	Moore	Woley	Bliss	Ward	Howell	Williams	Ware
4/2	at Arkansas*	Owen	Dyal	Miller	Moore	Woley	Bliss	Ward	Howell	Williams	Hill
4/3	at Arkansas*	Gonzalez	LaRue	Miller	Moore	Woley	Bliss	Ward	Howell	Williams	Ware
4/6	Kennesaw State										
4/9	Mississippi State*										
4/10	Mississippi State*										
4/11	Mississippi State*										
4/13	at Georgia Tech										
4/16	at Alabama*										
4/17	at Alabama*										
4/18	at Alabama*										
4/20	Samford										
4/21	Jacksonville State										
4/23	Florida*										
4/24	Florida*										
4/25	Florida*										
4/30	at Georgia*										
5/1	at Georgia*										
5/2	at Georgia*										
5/4	UAB										
5/7	LSU*										
5/8	LSU*										
5/9	LSU*										
5/11	at Samford										
5/14	Texas A&M*										
5/15	Texas A&M*										
5/16	Texas A&M*										
5/18	North Alabama										
5/20	at Missouri*										
5/21	at Missouri*										
5/22	at Missouri*										

* - SEC Game

OVERALL STATS



**2021 Auburn Baseball
Overall Statistics for Auburn (as of Apr 03, 2021)
(All games Sorted by Batting avg)**



Record: 12-13 Home: 8-6 Away: 3-5 Neutral: 1-2 SEC: 1-8

Player	avg	gp-gs	ab	r	h	2b	3b	hr	rbi	tb	slg%	bb	hp	so	gdp	ob%	sf	sh	sb-att	po	a	e	fld%	
10 Miller, Tyler	.376	24-24	93	23	35	4	1	9	35	68	.731	10	0	17	3	.429	2	1	3-4	178	7	1	.995	
9 Bliss, Ryan	.360	23-23	100	22	36	3	0	7	16	60	.600	8	0	11	2	.407	0	1	4-6	26	63	4	.957	
4 Woley, Rankin	.337	23-23	92	19	31	8	0	2	12	45	.489	8	5	19	0	.411	2	0	1-1	19	42	5	.924	
19 Moore, Brody	.333	24-24	93	19	31	4	0	2	22	41	.441	9	0	9	3	.388	1	0	0-2	31	62	0	1.000	
16 Hill, Cam	.295	15-11	44	7	13	1	1	3	17	25	.568	6	0	8	2	.373	1	0	0-0	0	1	0	1.000	
8 Ware, Bryson	.284	22-19	74	21	21	4	1	2	15	33	.446	10	2	27	1	.379	1	0	3-4	35	1	0	1.000	
1 Ward, Judd	.271	19-19	70	14	19	2	0	3	10	30	.429	8	2	13	1	.354	2	0	0-1	24	1	0	1.000	
41 Williams, Steven	.233	25-23	90	20	21	6	0	4	17	39	.433	15	1	22	2	.346	1	0	0-0	107	11	1	.992	
5 Howell, Kason	.232	25-24	82	11	19	4	0	2	14	29	.354	16	3	17	0	.376	0	2	5-7	75	2	0	1.000	

7 Foster, Cole	.400	6-2	10	4	4	1	0	0	1	5	.500	2	1	3	0	.538	0	0	0-0	3	5	1	.889	
47 Farquhar, Garrett	.385	10-2	13	5	5	2	0	0	1	7	.538	2	1	3	0	.500	0	1	1-1	6	5	1	.917	
2 Hall, Josh	.333	16-10	39	9	13	2	2	0	8	19	.487	3	0	9	0	.364	2	1	4-5	23	1	1	.960	
34 Shenker, John Sam	.286	9-2	14	3	4	1	0	0	2	5	.357	2	1	8	0	.412	0	0	0-0	11	0	0	1.000	
28 LaRue, Nate	.200	10-7	20	3	4	1	0	1	3	8	.400	4	0	4	1	.320	1	0	0-0	62	3	0	1.000	
6 Peirce, Bobby	.200	8-2	15	3	3	1	0	0	4	4	.267	1	1	5	1	.294	0	0	0-0	1	0	0	1.000	
3 Brown, Brayton	.190	13-3	21	7	4	1	0	2	6	11	.524	4	1	10	0	.346	0	1	0-0	5	0	1	.833	
17 Dyal, Ryan	.130	14-7	23	3	3	0	0	0	1	3	.130	11	0	7	1	.412	0	0	1-1	58	5	0	1.000	
Totals	.298	25	893	193	266	45	5	37	184	432	.484	119	18	192	17	.386	13	7	22-32	669	227	20	.978	
Opponents	.239	25	833	128	199	33	2	22	114	302	.363	99	18	215	21	.330	7	3	13-19	661	195	28	.968	

LOB - Team (197), Opp (163). DPs turned - Team (27), Opp (19). CI - Team (0), Opp (1). IBB - Team (5), Miller, T. 3, Hill, C. 1, Williams, S. 1, Opp (3). Picked off - Hall, J. 1.

(All games Sorted by Earned run avg)

Player	era	w-l	app	gs	cg	sho	sv	ip	h	r	er	bb	so	2b	3b	hr	b/avg	wp	hp	bk	sfa	sha
20 Greenhill, Cody	1.62	3-0	6	6	0	0/1	0	33.1	19	7	6	8	24	5	0	2	.168	5	1	1	1	1
18 Barnett, Mason	3.45	2-1	8	5	0	0/1	1	28.2	22	14	11	16	29	5	0	2	.220	1	5	1	3	0
45 Gonzalez, Joseph	4.87	0-2	9	3	0	0/1	0	20.1	21	11	11	7	16	4	0	1	.266	1	1	1	0	0
43 Fitts, Richard	7.64	0-3	6	3	0	0/0	1	17.2	22	17	15	6	15	3	1	6	.306	1	0	0	1	0
21 Bright, Trace	7.86	2-3	9	5	0	0/0	0	26.1	29	24	23	9	24	6	0	4	.276	0	2	0	0	0

36 Sokol, Jack	0.00	1-0	2	1	0	0/1	0	4.2	1	0	0	4	6	1	0	0	.083	0	0	0	0	0
33 Morrison, Will	0.00	0-0	2	0	0	0/0	0	2.0	1	0	0	1	2	0	0	0	.143	0	0	0	0	0
26 Mullins, Hayden	0.82	2-0	6	0	0	0/1	0	11.0	8	2	1	3	19	0	0	0	.190	1	0	0	0	0
40 Burkhalter, Blake	1.59	0-0	9	0	0	0/2	0	11.1	7	3	2	10	15	1	0	2	.171	2	2	0	0	0
29 Skipper, Carson	2.08	0-0	7	0	0	0/1	0	8.2	6	2	2	2	8	0	0	0	.188	0	1	0	0	0
32 Swilling, Carson	2.31	1-1	8	0	0	0/1	0	11.2	8	3	3	5	10	1	0	1	.186	1	0	0	0	0
27 Thomas, Seb	4.50	0-1	7	0	0	0/1	0	10.0	8	5	5	4	10	2	0	1	.242	0	1	0	0	1
23 Glavine, Peyton	5.93	0-1	7	1	0	0/1	0	13.2	11	9	9	4	13	3	0	2	.220	0	1	0	0	1
44 Owen, Jack	7.04	0-1	3	1	0	0/0	0	7.2	9	6	6	3	5	1	0	0	.290	0	1	1	0	0
14 Fuller, Brooks	8.25	0-0	9	0	0	0/0	0	12.0	17	12	11	12	14	0	0	1	.327	6	2	0	1	0
16 Hill, Cam	27.00	1-0	6	0	0	0/0	0	4.0	10	13	12	5	5	1	1	0	.476	1	1	0	1	0
Totals	4.72	12-13	25	25	0	3/3	2	223.0	199	128	117	99	215	33	2	22	.239	19	18	4	7	3
Opponents	6.66	13-12	25	25	0	1/1	5	220.1	266	193	163	119	192	45	5	37	.298	25	18	2	13	7

PB - Team (3), Williams, S. 1, LaRue, N. 1, Dyal, R. 1, Opp (2). Pickoffs - Team (3), LaRue, N. 1, Gonzalez, J. 1, Burkhalter 1, Opp (1). SBA/ATT - Williams, S. (7-10), Dyal, R. (6-7), Fitts, R. (5-6), Barnett, M. (0-3), Gonzalez, J. (2-2), Mullins, H. (2-2), Swilling, C. (2-2), Morrison, W. (1-1), Sokol, J. (0-1), Glavine, P. (1-1), Bright, T. (0-1), LaRue, N. (0-1).

SEC STATS



2021 Auburn Baseball
Conference statistics for Auburn (as of Apr 03, 2021)
(SEC games only Sorted by Batting avg)



Record: 1-8 Home: 0-3 Away: 1-5 SEC: 1-8

Player	avg	gp-gs	ab	r	h	2b	3b	hr	rbi	tb	slg%	bb	hp	so	gdp	ob%	sf	sh	sb-att	po	a	e	fld%	
4 Woley, Rankin	.389	9-9	36	3	14	3	0	0	5	17	.472	2	2	6	0	.439	1	0	0-0	9	14	1	.958	
9 Bliss, Ryan	.364	9-9	44	9	16	0	0	3	6	25	.568	2	0	6	0	.391	0	0	1-2	9	29	1	.974	
19 Moore, Brody	.343	9-9	35	5	12	1	0	1	3	16	.457	3	0	5	0	.395	0	0	0-0	12	33	0	1.000	
10 Miller, Tyler	.273	9-9	33	6	9	2	0	3	9	20	.606	7	0	10	1	.400	0	1	1-2	80	1	0	1.000	
1 Ward, Judd	.250	9-9	36	4	9	1	0	1	4	13	.361	1	2	9	1	.308	0	0	0-1	14	0	0	1.000	
41 Williams, Steven	.182	9-8	33	4	6	2	0	1	2	11	.333	2	0	14	0	.229	0	0	0-0	31	2	1	.971	
5 Howell, Kason	.179	9-9	28	3	5	2	0	1	4	10	.357	5	1	7	0	.324	0	1	0-0	34	0	0	1.000	
8 Ware, Bryson	.118	7-4	17	2	2	0	0	0	0	2	.118	1	0	8	0	.167	0	0	0-0	6	0	0	1.000	

34 Shenker, John Sam	.500	3-1	6	1	3	1	0	0	1	4	.667	0	0	3	0	.500	0	0	0-0	0	0	0	.000	
6 Peirce, Bobby	.333	2-1	3	0	1	0	0	0	1	1	.333	0	0	0	0	.333	0	0	0-0	0	0	0	.000	
7 Foster, Cole	.250	1-1	4	0	1	0	0	0	0	1	.250	0	0	2	0	.250	0	0	0-0	0	0	0	.000	
3 Brown, Brayton	.125	4-1	8	3	1	0	0	1	3	4	.500	1	1	4	0	.300	0	0	0-0	1	0	1	.500	
17 Dyal, Ryan	.125	7-3	8	1	1	0	0	0	1	1	.125	4	0	3	1	.417	0	0	0-0	15	3	0	1.000	
16 Hill, Cam	.071	6-4	14	2	1	0	0	1	1	4	.286	1	0	3	2	.133	0	0	0-0	0	1	0	1.000	
28 LaRue, Nate	.000	3-3	7	0	0	0	0	0	1	0	.000	2	0	3	0	.200	1	0	0-0	20	0	0	1.000	
2 Hall, Josh	.000	4-1	6	1	0	0	0	0	2	0	.000	0	0	4	0	.000	1	1	0-0	3	0	0	1.000	
47 Farquhar, Garrett	.000	2-0	1	0	0	0	0	0	0	0	.000	0	0	0	0	.000	0	0	0-0	0	0	0	.000	
Totals	.254	9	319	44	81	12	0	12	43	129	.404	31	6	87	5	.329	3	3	2-5	235	87	7	.979	
Opponents	.271	9	303	60	82	16	1	8	53	124	.409	49	9	61	8	.384	4	1	9-9	249	65	7	.978	

LOB - Team (69), Opp (71). DPs turned - Team (11), Opp (6). IBB - Team (3), Miller, T. 3, Opp (2).

(SEC games only Sorted by Earned run avg)

Player	era	w-l	app	gs	cg	sho	sv	ip	h	r	er	bb	so	2b	3b	hr	b/avg	wp	hp	bk	sfa	sha		
20 Greenhill, Cody	1.42	1-0	3	3	0	0/0	0	19.0	10	3	3	3	10	2	0	1	.159	3	0	0	1	1		
44 Owen, Jack	7.04	0-1	3	1	0	0/0	0	7.2	9	6	6	3	5	1	0	0	.290	0	1	1	0	0		
45 Gonzalez, Joseph	7.20	0-2	3	2	0	0/0	0	10.0	11	8	8	7	5	2	0	1	.282	1	1	0	0	0		
18 Barnett, Mason	8.18	0-1	4	2	0	0/0	1	11.0	13	12	10	8	12	4	0	2	.302	1	3	1	2	0		

14 Fuller, Brooks	0.00	0-0	3	0	0	0/0	0	4.2	4	0	0	5	5	0	0	0	.235	2	0	0	0	0		
33 Morrison, Will	0.00	0-0	2	0	0	0/0	0	2.0	1	0	0	1	2	0	0	0	.143	0	0	0	0	0		
36 Sokol, Jack	0.00	0-0	1	0	0	0/0	0	0.2	0	0	0	1	0	0	0	0	.000	0	0	0	0	0		
40 Burkhalter, Blake	2.70	0-0	3	0	0	0/0	0	3.1	1	1	1	4	3	0	0	1	.100	2	1	0	0	0		
27 Thomas, Seb	4.50	0-0	1	0	0	0/0	0	2.0	1	1	1	1	1	0	0	0	.143	0	0	0	0	0		
32 Swilling, Carson	5.40	0-1	3	0	0	0/0	0	3.1	4	2	2	4	3	0	0	0	.308	1	0	0	0	0		
29 Skipper, Carson	6.00	0-0	2	0	0	0/0	0	3.0	3	2	2	1	2	0	0	0	.250	0	1	0	0	0		
23 Glavine, Peyton	8.10	0-0	2	0	0	0/0	0	3.1	4	3	3	1	4	2	0	1	.286	0	1	0	0	0		
16 Hill, Cam	18.00	0-0	2	0	0	0/0	0	1.0	2	3	2	3	1	0	0	0	.400	0	0	0	0	0		
43 Fitts, Richard	20.25	0-1	2	0	0	0/0	0	1.1	5	4	3	1	2	1	1	0	.556	0	0	0	1	0		
21 Bright, Trace	22.50	0-2	4	1	0	0/0	0	6.0	14	15	15	6	6	4	0	2	.438	0	1	0	0	0		
Totals	6.43	1-8	9	9	0	0/0	1	78.1	82	60	56	49	61	16	1	8	.271	10	9	2	4	1		
Opponents	3.90	8-1	9	9	0	1/1	4	83.0	81	44	36	31	87	12	0	12	.254	8	6	0	3	3		

PB - Team (1), Dyal, R. 1, Opp (1). Pickoffs - Team (1), Burkhalter 1. SBA/ATT - Williams, S. (6-6), Fitts, R. (4-4), Dyal, R. (3-3), Gonzalez, J. (2-2), Glavine, P. (1-1), Morrison, W. (1-1), Swilling, C. (1-1).

CAREER VS MISSISSIPPI STATE



**Individual Career History
vs Mississippi State**



Bliss, Ryan

Year	avg	gp-gs	ab	r	h	2b	3b	hr	rbi	tb	slg%	bb	hbp	so	gdp	ob%	sf	sh	sb-att	po	a	e	fld%
2019	.267	4-4	15	2	4	2	0	0	2	6	.400	1	1	3	0	.353	0	0	0-0	6	16	0	1.000
TOTAL	.267	4-4	15	2	4	2	0	0	2	6	.400	1	1	3	0	.353	0	0	0-0	6	16	0	1.000

Fitts, Richard

Year	avg	gp-gs	ab	r	h	2b	3b	hr	rbi	tb	slg%	bb	hbp	so	gdp	ob%	sf	sh	sb-att	po	a	e	fld%
Year	era	w-l	app	qs	cq	sho	sv	ip	h	r	er	bb	so	2b	3b	hr	bf	bavq	wp	hbp	bk	sfa	sha
2019	12.00	0-0	2	0	0	0/0	0	3.0	5	4	4	0	1	3	0	1	13	.385	1	0	0	0	0
TOTAL	12.00	0-0	2	0	0	0/0	0	3.0	5	4	4	0	1	3	0	1	13	.385	1	0	0	0	0

Fuller, Brooks

Year	avg	gp-gs	ab	r	h	2b	3b	hr	rbi	tb	slg%	bb	hbp	so	gdp	ob%	sf	sh	sb-att	po	a	e	fld%
Year	era	w-l	app	qs	cq	sho	sv	ip	h	r	er	bb	so	2b	3b	hr	bf	bavq	wp	hbp	bk	sfa	sha
2019	2.45	0-0	1	0	0	0/0	0	3.2	4	1	1	3	3	1	0	0	17	.286	0	0	0	0	0
TOTAL	2.45	0-0	1	0	0	0/0	0	3.2	4	1	1	3	3	1	0	0	17	.286	0	0	0	0	0

Glavine, Peyton

Year	avg	gp-gs	ab	r	h	2b	3b	hr	rbi	tb	slg%	bb	hbp	so	gdp	ob%	sf	sh	sb-att	po	a	e	fld%
Year	era	w-l	app	qs	cq	sho	sv	ip	h	r	er	bb	so	2b	3b	hr	bf	bavq	wp	hbp	bk	sfa	sha
2019	5.40	0-0	1	0	0	0/0	0	1.2	3	1	1	1	2	0	0	0	9	.375	0	0	0	0	0
TOTAL	5.40	0-0	1	0	0	0/0	0	1.2	3	1	1	1	2	0	0	0	9	.375	0	0	0	0	0

Greenhill, Cody

Year	avg	gp-gs	ab	r	h	2b	3b	hr	rbi	tb	slg%	bb	hbp	so	gdp	ob%	sf	sh	sb-att	po	a	e	fld%
Year	era	w-l	app	qs	cq	sho	sv	ip	h	r	er	bb	so	2b	3b	hr	bf	bavq	wp	hbp	bk	sfa	sha
2018	4.15	1-0	1	0	0	0/0	0	4.1	5	2	2	0	5	3	0	0	18	.278	0	0	0	0	0
2019	9.00	0-1	3	0	0	0/0	1	5.0	9	5	5	1	5	3	0	0	27	.375	0	2	0	0	0
TOTAL	6.75	1-1	4	0	0	0/0	1	9.1	14	7	7	1	10	6	0	0	45	.333	0	2	0	0	0

Howell, Kason

Year	avg	gp-gs	ab	r	h	2b	3b	hr	rbi	tb	slg%	bb	hbp	so	gdp	ob%	sf	sh	sb-att	po	a	e	fld%
2019	.375	4-4	16	3	6	0	0	0	2	6	.375	0	1	2	0	.412	0	0	0-1	15	0	1	.938
TOTAL	.375	4-4	16	3	6	0	0	0	2	6	.375	0	1	2	0	.412	0	0	0-1	15	0	1	.938

CAREER VS MISSISSIPPI STATE



Individual Career History vs Mississippi State

Morrison, Will

Year	avg	gp-gs	ab	r	h	2b	3b	hr	rbi	tb	slg%	bb	hbp	so	gdp	ob%	sf	sh	sb-att	po	a	e	fld%
2019	0.00	0-0	1	0	0	0/0	0	0.1	0	0	0	0	0	0	0	0	1	.000	0	0	0	0	0
TOTAL	0.00	0-0	1	0	0	0/0	0	0.1	0	0	0	0	0	0	0	0	1	.000	0	0	0	0	0

Owen, Jack

Year	avg	gp-gs	ab	r	h	2b	3b	hr	rbi	tb	slg%	bb	hbp	so	gdp	ob%	sf	sh	sb-att	po	a	e	fld%
2019	.000	0-0	0	0	0	0	0	0	0	0	.000	0	0	0	0	.000	0	0	0-0	0	1	0	1.000
TOTAL	.000	0-0	0	0	0	0	0	0	0	0	.000	0	0	0	0	.000	0	0	0-0	0	1	0	1.000

Year	era	w-l	app	qs	cq	sho	sv	ip	h	r	er	bb	so	2b	3b	hr	bf	bavg	wp	hbp	bk	sfa	sha
2019	1.80	0-0	1	1	0	0/0	0	5.0	6	1	1	3	1	0	0	0	24	.286	0	0	0	0	0
TOTAL	1.80	0-0	1	1	0	0/0	0	5.0	6	1	1	3	1	0	0	0	24	.286	0	0	0	0	0

Skipper, Carson

Year	avg	gp-gs	ab	r	h	2b	3b	hr	rbi	tb	slg%	bb	hbp	so	gdp	ob%	sf	sh	sb-att	po	a	e	fld%
2019	.6300	0-1	2	1	0	0/0	0	1.0	7	8	.7300	3	1	1	0	1	13	.700	0	0	0	0	0
TOTAL	.6300	0-1	2	1	0	0/0	0	1.0	7	8	.7300	3	1	1	0	1	13	.700	0	0	0	0	0

Ward, Judd

Year	avg	gp-gs	ab	r	h	2b	3b	hr	rbi	tb	slg%	bb	hbp	so	gdp	ob%	sf	sh	sb-att	po	a	e	fld%
2018	.200	3-3	10	1	2	1	1	0	1	5	.500	0	1	1	0	.273	0	0	0-0	7	0	0	1.000
2019	.235	4-4	17	3	4	1	0	1	5	8	.471	0	0	5	1	.235	0	1	0-0	9	0	2	.818
TOTAL	.222	7-7	27	4	6	2	1	1	6	13	.481	0	1	6	1	.250	0	1	0-0	16	0	2	.889

Williams, Steven

Year	avg	gp-gs	ab	r	h	2b	3b	hr	rbi	tb	slg%	bb	hbp	so	gdp	ob%	sf	sh	sb-att	po	a	e	fld%
2018	.273	3-3	11	2	3	0	0	0	1	3	.273	0	1	2	0	.333	0	0	1-1	4	0	0	1.000
2019	.267	4-4	15	3	4	0	0	2	4	10	.667	3	0	7	1	.368	1	0	0-0	8	0	0	1.000
TOTAL	.269	7-7	26	5	7	0	0	2	5	13	.500	3	1	9	1	.355	1	0	1-1	12	0	0	1.000

Woley, Rankin

Year	avg	gp-gs	ab	r	h	2b	3b	hr	rbi	tb	slg%	bb	hbp	so	gdp	ob%	sf	sh	sb-att	po	a	e	fld%
2019	.313	4-4	16	5	5	0	0	1	1	8	.500	2	0	5	0	.389	0	0	0-0	35	0	0	1.000
TOTAL	.313	4-4	16	5	5	0	0	1	1	8	.500	2	0	5	0	.389	0	0	0-0	35	0	0	1.000

HITTERS CONFERENCE-ONLY CAREER STATS

Bliss, Ryan

Year	avg	gp-gs	ab	r	h	2b	3b	hr	rbi	tb	slg%	bb	hbp	so	gdp	ob%	sf	sh	sb-att	po	a	e	fld%
2019	.288	30-30	111	24	32	4	0	1	17	39	.351	13	2	17	4	.364	3	1	6-7	55	93	4	.974
2021	.364	9-9	44	9	16	0	0	3	6	25	.568	2	0	6	0	.391	0	0	1-2	9	29	1	.974
TOTAL	.310	39-39	155	33	48	4	0	4	23	64	.413	15	2	23	4	.371	3	1	7-9	64	122	5	.974

Howell, Kason

Year	avg	gp-gs	ab	r	h	2b	3b	hr	rbi	tb	slg%	bb	hbp	so	gdp	ob%	sf	sh	sb-att	po	a	e	fld%
2019	.238	29-29	105	11	25	5	0	0	8	30	.286	7	4	29	2	.310	0	2	4-5	81	1	1	.988
2021	.179	9-9	28	3	5	2	0	1	4	10	.357	5	1	7	0	.324	0	1	0-0	34	0	0	1.000
TOTAL	.226	38-38	133	14	30	7	0	1	12	40	.301	12	5	36	2	.313	0	3	4-5	115	1	1	.991

Moore, Brody

Year	avg	gp-gs	ab	r	h	2b	3b	hr	rbi	tb	slg%	bb	hbp	so	gdp	ob%	sf	sh	sb-att	po	a	e	fld%
2019	.235	7-2	17	2	4	0	0	0	1	4	.235	0	0	4	2	.235	0	0	0-1	9	3	0	1.000
2021	.343	9-9	35	5	12	1	0	1	3	16	.457	3	0	5	0	.395	0	0	0-0	12	33	0	1.000
TOTAL	.308	16-11	52	7	16	1	0	1	4	20	.385	3	0	9	2	.345	0	0	0-1	21	36	0	1.000

Ward, Judd

Year	avg	gp-gs	ab	r	h	2b	3b	hr	rbi	tb	slg%	bb	hbp	so	gdp	ob%	sf	sh	sb-att	po	a	e	fld%
2018	.195	18-12	41	5	8	1	1	0	3	11	.268	7	1	7	0	.327	0	1	0-1	37	1	0	1.000
2019	.286	30-30	119	15	34	7	0	2	14	47	.395	13	2	27	0	.366	0	4	1-1	72	5	3	.963
2021	.250	9-9	36	4	9	1	0	1	4	13	.361	1	2	9	1	.308	0	0	0-1	14	0	0	1.000
TOTAL	.260	57-51	196	24	51	9	1	3	21	71	.362	21	5	43	1	.347	0	5	1-3	123	6	3	.977

Williams, Steven

Year	avg	gp-gs	ab	r	h	2b	3b	hr	rbi	tb	slg%	bb	hbp	so	gdp	ob%	sf	sh	sb-att	po	a	e	fld%
2018	.255	30-30	106	23	27	0	0	6	20	45	.425	25	2	22	1	.403	1	0	1-1	54	4	2	.967
2019	.190	30-30	105	12	20	2	1	3	9	33	.314	15	1	32	1	.293	2	2	1-1	57	3	2	.968
2021	.182	9-8	33	4	6	2	0	1	2	11	.333	2	0	14	0	.229	0	0	0-0	31	2	1	.971
TOTAL	.217	69-68	244	39	53	4	1	10	31	89	.365	42	3	68	2	.336	3	2	2-2	142	9	5	.968

Woley, Rankin

Year	avg	gp-gs	ab	r	h	2b	3b	hr	rbi	tb	slg%	bb	hbp	so	gdp	ob%	sf	sh	sb-att	po	a	e	fld%
2019	.231	29-29	117	9	27	4	0	2	13	37	.316	6	2	28	3	.280	0	0	1-1	231	20	0	1.000
2021	.389	9-9	36	3	14	3	0	0	5	17	.472	2	2	6	0	.439	1	0	0-0	9	14	1	.958
TOTAL	.268	38-38	153	12	41	7	0	2	18	54	.353	8	4	34	3	.319	1	0	1-1	240	34	1	.996

PITCHERS CONFERENCE-ONLY CAREER STATS

Fitts, Richard

Year	era	w-l	app	gs	cg	sho	sv	ip	h	r	er	bb	so	2b	3b	hr	bf	bavg	wp	hbp	bk	sfa	sha
2019	7.88	2-3	9	5	0	0/0	0	24.0	38	21	21	6	17	6	0	5	111	.362	4	0	0	0	0
2021	20.25	0-1	2	0	0	0/0	0	1.1	5	4	3	1	2	1	1	0	11	.556	0	0	0	1	0
TOTAL	8.53	2-4	11	5	0	0/0	0	25.1	43	25	24	7	19	7	1	5	122	.377	4	0	0	1	0

Fuller, Brooks

Year	era	w-l	app	gs	cg	sho	sv	ip	h	r	er	bb	so	2b	3b	hr	bf	bavg	wp	hbp	bk	sfa	sha
2019	3.82	2-2	11	6	0	0/1	1	33.0	29	17	14	23	30	3	1	4	151	.238	6	2	0	1	3
2021	0.00	0-0	3	0	0	0/0	0	4.2	4	0	0	5	5	0	0	0	22	.235	2	0	0	0	0
TOTAL	3.35	2-2	14	6	0	0/1	1	37.2	33	17	14	28	35	3	1	4	173	.237	8	2	0	1	3

Glavine, Peyton

Year	era	w-l	app	gs	cg	sho	sv	ip	h	r	er	bb	so	2b	3b	hr	bf	bavg	wp	hbp	bk	sfa	sha
2018	0.00	0-0	1	0	0	0/0	0	0.1	1	0	0	0	1	0	0	0	2	.500	0	0	0	0	0
2019	9.00	0-0	3	0	0	0/0	0	2.0	4	2	2	4	2	0	0	0	14	.400	0	0	0	0	0
2021	8.10	0-0	2	0	0	0/0	0	3.1	4	3	3	1	4	2	0	1	16	.286	0	1	0	0	0
TOTAL	7.94	0-0	6	0	0	0/0	0	5.2	9	5	5	5	7	2	0	1	32	.346	0	1	0	0	0

Greenhill, Cody

Year	era	w-l	app	gs	cg	sho	sv	ip	h	r	er	bb	so	2b	3b	hr	bf	bavg	wp	hbp	bk	sfa	sha
2018	1.93	0-1	1	0	0	0/0	0	4.2	3	1	1	1	3	0	0	1	18	.188	0	1	0	0	0
2019	3.60	1-0	2	0	0	0/0	1	5.0	3	2	2	0	3	1	0	1	17	.176	0	0	0	0	0
TOTAL	2.79	1-1	3	0	0	0/0	1	9.2	6	3	3	1	6	1	0	2	35	.182	0	1	0	0	0

Morrison, Will

Year	era	w-l	app	gs	cg	sho	sv	ip	h	r	er	bb	so	2b	3b	hr	bf	bavg	wp	hbp	bk	sfa	sha
2019	2.45	0-0	10	0	0	0/0	0	11.0	10	3	3	2	6	3	0	1	42	.263	0	1	0	1	0
2021	0.00	0-0	2	0	0	0/0	0	2.0	1	0	0	1	2	0	0	0	8	.143	0	0	0	0	0
TOTAL	2.08	0-0	12	0	0	0/0	0	13.0	11	3	3	3	8	3	0	1	50	.244	0	1	0	1	0

Owen, Jack

Year	era	w-l	app	gs	cg	sho	sv	ip	h	r	er	bb	so	2b	3b	hr	bf	bavg	wp	hbp	bk	sfa	sha
2018	18.00	0-0	3	0	0	0/0	0	2.0	3	4	4	3	2	0	0	0	11	.375	0	0	0	0	0
2019	4.81	1-2	6	4	0	0/0	0	24.1	25	13	13	6	17	3	0	2	103	.266	1	2	0	1	0
2021	7.04	0-1	3	1	0	0/0	0	7.2	9	6	6	3	5	1	0	0	35	.290	0	1	1	0	0
TOTAL	6.09	1-3	12	5	0	0/0	0	34.0	37	23	23	12	24	4	0	2	149	.278	1	3	1	1	0

Skipper, Carson

Year	era	w-l	app	gs	cg	sho	sv	ip	h	r	er	bb	so	2b	3b	hr	bf	bavg	wp	hbp	bk	sfa	sha
2019	16.20	0-2	7	3	0	0/0	0	10.0	21	20	18	12	8	4	2	3	63	.412	1	0	1	0	0
2021	6.00	0-0	2	0	0	0/0	0	3.0	3	2	2	1	2	0	0	0	14	.250	0	1	0	0	0
TOTAL	13.85	0-2	9	3	0	0/0	0	13.0	24	22	20	13	10	4	2	3	77	.381	1	1	1	0	0

SEC STANDINGS

SOUTHEASTERN CONFERENCE™

WEEK 8

2021 BASEBALL

APRIL 8

EASTERN DIVISION

	SEC	Pct.	GB	All	Pct.	Home	Away	Neutral	Div.	T25	T10	L10	Streak
Vanderbilt	8-1	.889	-	24-3	.889	16-2	8-1	0-0	5-1	7-2	2-1	9-1	W9
Tennessee	7-2	.778	1.0	25-5	.833	17-2	8-3	0-0	2-1	5-1	2-1	9-1	W3
South Carolina	6-3	.667	2.0	19-8	.704	13-1	5-6	1-1	6-3	6-6	4-2	8-2	L1
Florida	5-4	.556	3.0	20-9	.690	19-5	1-4	0-0	0-3	6-7	3-3	6-4	W3
Kentucky	5-4	.556	3.0	19-7	.731	15-4	4-3	0-0	2-1	1-3	1-3	6-4	W1
Georgia	3-6	.333	5.0	18-10	.643	15-7	3-3	0-0	2-4	2-4	2-4	4-6	L3
Missouri	3-6	.333	5.0	10-17	.370	4-6	6-7	0-4	1-5	0-5	0-3	3-7	W2

WESTERN DIVISION

	SEC	Pct.	GB	All	Pct.	Home	Away	Neutral	Div.	T25	T10	L10	Streak
Arkansas	7-2	.778	-	24-4	.857	16-3	5-1	3-0	7-2	8-1	6-0	9-1	W4
Ole Miss	7-2	.778	-	23-6	.793	16-3	4-3	3-0	6-0	7-2	4-2	8-2	W2
Mississippi State	5-4	.556	2.0	21-7	.750	16-5	2-1	3-1	2-4	7-5	4-5	6-4	W4
Texas A&M	3-6	.333	4.0	19-12	.613	16-7	1-4	2-1	0-0	4-5	1-3	4-6	L3
Alabama	2-7	.222	5.0	16-12	.571	12-9	4-3	0-0	1-5	2-7	2-7	1-9	L3
Auburn	1-8	.111	6.0	12-13	.480	8-6	3-5	1-2	1-5	2-8	1-5	2-8	L2
LSU	1-8	.111	6.0	18-11	.621	16-8	2-3	0-0	1-2	1-8	1-8	3-7	W1

UPCOMING SCHEDULE (ALL TIMES EASTERN)

Monday, April 5

Ole Miss 20, North Alabama 6 (7 inn.)

Tuesday, April 6

Georgia Southern 2, Georgia 1
 Florida 7, Stetson 6
 Kentucky 11, Louisville 7
 Tennessee 10, Eastern Kentucky 1
 North Carolina 3, South Carolina 2 (10 inn.)
 Arkansas 7, Little Rock 2
 LSU 14, McNeese State 1
 Ole Miss 8, Alcorn State 1
 Mississippi State 15, Southern 1
 Sam Houston State 8, Texas A&M 6
 Vanderbilt 5, UT Martin 4

Wednesday, April 7

ULM 5, Alabama 3
 Arkansas 10, Little Rock 3
 Florida 10, Florida A&M 0 (7 inn.)

Thursday, April 8

*Georgia at Vanderbilt – 7 p.m. (SECN)

Friday, April 9

*Florida at Tennessee – 6:30 p.m. (SECN+)
 *LSU at Kentucky – 6:30 p.m. (SECN+)
 *Arkansas at Ole Miss – 7 p.m. (SECN)
 *Mississippi State at Auburn – 7 p.m. (SECN+)

*Missouri at South Carolina – 7 p.m. (SECN+)
 *Alabama at Texas A&M – 7:30 p.m. (SECN+)
 *Georgia at Vanderbilt – 7:30 p.m. (SECN+)

Saturday, April 10

*LSU at Kentucky – 2 p.m. (SECN)
 *Alabama at Texas A&M – 3 p.m. (SECN+)
 *Mississippi State at Auburn – 3 p.m. (SECN+)
 *Georgia at Vanderbilt – 3 p.m. (SECN+)
 *Arkansas at Ole Miss – 5 p.m. (SECN+)
 *Missouri at South Carolina – 4 p.m. (SECN+)
 *Florida at Tennessee – 7 p.m. (SECN)

Sunday, April 11

*Missouri at South Carolina – 12 p.m. (SECN)
 *Florida at Tennessee – 1 p.m. (SECN+)
 *LSU at Kentucky – 1 p.m. (SECN+)
 *Alabama at Texas A&M – 2 p.m. (SECN+)
 *Arkansas at Ole Miss – 2:30 p.m. (SECN+)
 *Mississippi State at Auburn – 3 p.m. (SECN)

Tuesday, April 13

Georgia State at Georgia – 5 p.m. (SECN+)
 Tennessee at Western Carolina – 5 p.m.
 Auburn at Georgia Tech – 6 p.m.
 Bellarmine at Kentucky – 6:30 p.m. (SECN+)
 Samford at Alabama – 7 p.m. (SECN+)

Florida State at Florida – 7 p.m. (SECN)
 Charleston Southern at South Carolina – 7 p.m. (SECN+)
 Arkansas Pine Bluff at Arkansas – 7:30 p.m. (SECN+)
 Grambling State at LSU – 7:30 p.m. (SECN+)
 Austin Peay at Ole Miss – 7:30 p.m. (SECN+)
 Arkansas State at Mississippi State – 7:30 p.m. (SECN+)
 Missouri State at Missouri – 7:30 p.m. (SECN+)
 Texas A&M at Texas State – 7:30 p.m. (ESPN+)
 Eastern Kentucky at Vanderbilt – 7:30 p.m. (SECN+)

Wednesday, April 14

Arkansas Pine Bluff at Arkansas – 5 p.m. (SECN+)

Next Weekend In The SEC (April 15-18)

*Auburn at Alabama
 *Texas A&M at Arkansas
 *Missouri at Florida
 *Kentucky at Georgia
 *South Carolina at LSU
 *Ole Miss at Mississippi State
 *Vanderbilt at Tennessee

*SEC game



TV/RADIO ROSTER



1 JUDD WARD



2 JOSH HALL



3 BRAYTON BROWN



4 RANKIN WOLEY



5 KASON HOWELL



6 BOBBY PEIRCE



7 COLE FOSTER



8 BRYSON WARE



9 RYAN BLISS



10 TYLER MILLER



11 KADE SNELL



12 CARTER FREDERICK



13 BEN SCHORR




14 BROOKS FULLER



16 CAM HILL




17 RYAN DYAL



18 MASON BARNETT



19 BRODY MOORE



20 CODY GREENHILL



21 TRACE BRIGHT



22 GARRETT WADE



23 PEYTON GLAVINE



24 PEYTON SYBRANDT



25 JOHNNY CECCOLI



26 HAYDEN MULLINS



27 SEB THOMAS



28 NATE LARUE



29 CARSON SKIPPER



32 CARSON SWILLING



33 WILL MORRISON



34 JOHN SAMUEL SHENKER




36 JACK SOKOL



40 BLAKE BURKHALTER




41 STEVEN WILLIAMS



43 RICHARD FITTS



44 JACK OWEN



45 JOSEPH GONZALEZ



47 GARRETT FARQUHAR



30 BUTCH THOMPSON



35 KARL NONEMAKER



39 GABE GROSS



15 TIM HUDSON