



2019 AUBURN BASEBALL

AUBURN ATHLETICS COMMUNICATIONS: 392 SOUTH DONAHUE DRIVE || AUBURN, AL 36849 || AUBURNTIGERS.COM || @AUBURN_BASEBALL

2019 SCHEDULE

Day	Date	Opponent	Time/Result
FRI.	FEB. 15	GEORGIA SOUTHERN (SECN+)	W, 11-2
SAT.	FEB. 16	GEORGIA SOUTHERN (SECN+)	L, 5-7 (13)
SUN.	FEB. 17	GEORGIA SOUTHERN	W, 4-3 (13)
TUE.	FEB. 19	ALABAMA A&M (SECN+)	W, 10-1
WED.	FEB. 20	ALABAMA A&M	W, 10-2
Fri.	Feb. 22	at UCF (UCFKnights.TV)	W, 4-1
Sat.	Feb. 23	at UCF (UCFKnights.TV)	L, 1-6
Sun.	Feb. 24	at UCF (UCFKnights.TV)	W, 13-9
FRI.	MAR. 1	CINCINNATI (SECN+)	W, 5-0
SAT.	MAR. 2	CINCINNATI (SECN+)	W, 5-0
SAT.	MAR. 2	CINCINNATI (SECN+)	W, 9-5
TUE.	MAR. 5	UT MARTIN (SECN+)	W, 15-9
WED.	MAR. 6	UT MARTIN (SECN+)	W, 2-0
FRI.	MAR. 8	UTSA (SECN+)	W, 6-0
SAT.	MAR. 9	UTSA	W, 5-0
SAT.	MAR. 9	UTSA	W, 8-3
Tue.	Mar. 12	at South Alabama (JagNation TV)	W, 6-2
FRI.	MAR. 15	#21 TENNESSEE* (SECN+)	W, 2-0
SAT.	MAR. 16	#21 TENNESSEE* (SECN+)	W, 5-2
SUN.	MAR. 17	#21 TENNESSEE* (SECN+)	W, 5-3
Tue.	Mar. 19	at UAB (C-USA TV)	W, 13-5
Fri.	Mar. 22	at #4 Mississippi State (SECN+)	W, 6-5
Sat.	Mar. 23	at #4 Mississippi State (SECN+)	L, 2-15
Sun.	Mar. 24	at #4 Mississippi State (SECN+)	L, 15-20
Tue.	Mar. 26	vs. Alabama% (SECN)	L, 3-6
Fri.	Mar. 29	at South Carolina (SECN+)	W, 4-2
Sat.	Mar. 30	at South Carolina (SECN)	L, 0-4
Sun.	Mar. 31	at South Carolina (SECN)	W, 7-5
TUE.	APR. 2	GEORGIA TECH (SECN+)	L, 3-9
FRI.	APR. 5	#9 ARKANSAS (SECN+)	W, 6-3
FRI.	APR. 5	#9 ARKANSAS (SECN+)	L, 6-9 (15)
SAT.	APR. 6	#9 ARKANSAS (SECN+)	L, 0-8
TUE.	APR. 9	JACKSONVILLE STATE (SECN+)	L, 6-11
Fri.	Apr. 12	at #12 Texas A&M (SECN+)	L, 0-4
Sat.	Apr. 13	at #12 Texas A&M (SECN+)	W, 7-0
Sun.	Apr. 14	at #12 Texas A&M (SECN+)	L, 1-4
Tue.	Apr. 16	at #16 Georgia Tech (ACC Extra)	5:00 pm
THU.	APR. 18	#17 OLE MISS (SECN+)	6:00 pm
FRI.	APR. 19	#17 OLE MISS (SECN+)	6:00 pm
SAT.	APR. 20	#17 OLE MISS (SECN+)	1:00 pm
Tue.	Apr. 23	at Jacksonville State (ESPN+)	6:00 pm
Thu.	Apr. 25	at #5 Vanderbilt (ESPN)	6:30 pm
Fri.	Apr. 26	at #5 Vanderbilt (SECN)	7:00 pm
Sat.	Apr. 27	at #5 Vanderbilt (SECN+)	12:00 pm
FRI.	MAY 3	ALABAMA (SECN+)	6:00 pm
SAT.	MAY 4	ALABAMA (SECN)	7:00 pm
SUN.	MAY 5	ALABAMA (SECN)	3:00 pm
TUE.	MAY 7	UAB (SECN+)	6:00 pm
FRI.	MAY 10	#6 GEORGIA (SECN+)	6:00 pm
SAT.	MAY 11	#6 GEORGIA (SECN+)	2:00 pm
SUN.	MAY 12	#6 GEORGIA (SECN+)	1:00 pm
TUE.	MAY 14	NORTH ALABAMA	6:00 pm
Thu.	May 16	at #14 LSU (SECN+)	6:30 pm
Fri.	May 17	at #14 LSU (SECN+)	7:00 pm
Sat.	May 18	at #14 LSU (SECN+)	2:00 pm

POSTSEASON

Tue.	May 21	SEC Tournament	TBA
Fri.	May 31	NCAA Regionals	TBA
Fri.	Jun. 7	NCAA Super Regionals	TBA
Sat.	Jun. 15	NCAA College World Series	TBA

Home games in BOLD CAPS

All home games at Plainsman Park | All times central % - 11th annual MAX Capital City Classic (Montgomery, Ala.)

Rankings reflect USA TODAY Coaches Poll



GAME 37

ATLANTA, GA (Russ Chandler Stadium)



#23 **AUBURN TIGERS** (24-12, 8-7 SEC)

Head Coach: Butch Thompson (Birmingham-Southern, 1992)

Career Record: 166-106 (5th season) | Record at Auburn: 127-94 (4th season)

at



#16 **GEORGIA TECH YELLOW JACKETS** (24-12, 11-7 ACC)

Head Coach: Danny Hall (Miami (Ohio), 1977)

Career Record: 1,251-651-1 (32nd season) | Record at GT: 1,043-544-1 (26th season)

» QUICK HITTERS

- Auburn is 6-3 in midweek games this season. The Tigers won the first six midweek contests by a combined score of 56-19 before dropping the last three by a margin of 12-26.
- The Tigers are 8-6 on the road this season, matching the team's road win total from a season ago (8-15). The team hasn't won more than 10 road contests in a season since 2010 (11).
- Auburn has posted a 1.92 ERA with a 3.18 K-BB ratio in games won this season. Conversely, the Tigers have turned in a 7.70 ERA and a 1.40 K-BB ratio in games lost.
- Tuesday's game represents Auburn's 13th game against a ranked opponent this season - all coming in the last 20 contests - including its seventh game against a ranked foe on the road.
- Matt Scheffler is riding a season-high, seven-game hitting streak and is hitting .360 (9-for-25) during the span. Scheffler has reached base in 13 straight games.
- Cody Greenhill ranks tied for 13th in the country with eight saves, five of which have come on the road. He hasn't allowed a run in his last five appearances and 8.2 innings pitched.
- The Auburn and Georgia Tech series dates back to 1897 and is the third-oldest active series in program history behind Alabama and Georgia (1896).
- Tuesday's contest marks the 236th all-time meeting between the Tigers and Yellow Jackets.

PITCHING MATCHUP

AUBURN

GEORGIA TECH

TUE | FR LHP Carson Skipper

(3-2, 7.16) vs.

JR RHP Amos Willingham

(4-2, 4.15)

GAME INFO

Date: Tuesday, Apr. 16, 2019

Game Time: 5 pm CT

Site: Atlanta, Ga. / Russ Chandler Stadium (4,157)

TV: ACC Network Extra

• Talent: Wiley Ballard (pxp), Roddy Jones (color)

Radio: WTGZ-93.9 FM | WQSI - 95.9 FM

• Talent: Rod Bramblett, Andy Burcham

Live Stats: StatBroadcast.com

Twitter Updates: @AuburnBaseball

Postgame Recap: AuburnTigers.com

Series History: Auburn leads, 119-110-6

Auburn: Auburn leads, 65-45-2

Atlanta: Auburn trails, 53-62-2

Neutral: Series tied, 1-1-2

Last Meeting: Auburn lost, 3-9, in Auburn (4/2/19)

Streak: L2

AUBURN

24-12, 8-7 SEC

Team Leaders

Batting Average:	FR OF Kason Howell (.295)
Runs:	SO IF Edouard Julien (33)
2B:	SO IF Edouard Julien (10)
HR:	SO IF Edouard Julien (7)
RBI:	SO IF Edouard Julien (32)
Stolen Bases:	JR IF Will Holland (13-16)

GEORGIA TECH

24-12, 11-7 ACC

Head Coach: Danny Hall (Miami (Ohio), 1977)

Career: 1,251-661-1 (32nd season)

at GT: 1,043-544-1 (26th season)

Team Leaders

Batting Average:	SO IF/OF Michael Goldberg (.395)
2B:	Two tied (11)
HR:	JR C/IF Kyle McCann (14)
RBI:	JR C/IF Kyle McCann (42)

POTENTIAL STARTING LINEUP

Pos.	#	Player	AVG	AB	R	H	2B	3B	HR	RBI	SB-SBA	BB
C	6	Matt Scheffler	.288	111	17	32	6	0	1	13	5-6	7
1B	4	Rankin Woley	.271	114	21	39	8	1	2	25	2-2	12
2B	9	Ryan Bliss	.258	132	22	34	7	1	1	19	5-5	16
3B	10	Edouard Julien	.271	129	33	35	10	0	7	32	2-4	29
SS	17	Will Holland	.220	127	24	28	5	0	2	13	13-16	20
LF	1	Judd Ward	.267	131	20	35	6	2	2	19	3-4	20
CF	16	Kason Howell	.295	132	20	39	5	0	0	20	12-14	15
RF	41	Steven Williams	.241	137	25	33	5	0	4	14	3-3	20
DH	24	Conor Davis	.295	129	18	38	6	1	4	20	2-2	6

AUBURN'S RECORD WHEN...

	2019	Under Thompson
Overall	24-12	127-94
SEC	8-7	47-58
Non-Conference	16-5	74-32
Postseason	0-0	9-8
Home	16-5	87-40
Away	8-6	29-45
Neutral	0-1	11-9
Current streak	L1	--
Last 5 games	1-4	--
Last 10 games	3-7	--

Situational:

AU scores first	12-4	84-31
Opp. scores first	12-8	43-63
AU scores 4+ runs	22-4	114-37
AU scores 3 runs or less	2-8	13-57
AU leads after 7 innings	20-1	105-9
8 innings	24-0	123-6
AU trails after 7 innings	1-8	8-70
8 innings	0-11	2-76
Game tied after 7 innings	3-3	13-12
8 innings	0-1	1-9
Extra Innings	1-2	2-10
1-run games	2-0	24-25
2-run games	5-1	15-2
3-run games	3-3	16-15
Games decided by 5+ runs	11-6	63-29
vs. LH Starter	5-3	38-29
vs. RH Starter	19-9	87-65
More hits than opponent	15-2	93-16
Fewer hits than opponent	4-8	20-71
Hits are tied	5-2	12-8
AU has 10+ hits	11-4	76-35
Opp. has 10+ hits	6-7	30-59
Hit a home run	13-3	80-28
Opp. hits a home run	8-7	49-56
AU quality start	8-1	50-18
Opp. quality start	7-3	16-38
AU commits no errors	10-2	52-22
Opp. commits no error	6-4	31-47

By Day:

Sunday	4-2	19-18
Monday	0-0	0-2
Tuesday	4-3	27-14
Wednesday	2-0	10-2
Thursday	0-0	4-8
Friday	8-2	33-19
Saturday	6-5	32-31
Day Games (first pitch before 6 p.m.)	14-7	73-52
Night Games (first pitch after 6 p.m.)	10-5	54-42
Doubleheaders	5-1	17-9

By Month:

February	6-2	26-7
March	16-4	52-24
April	2-6	28-31
May	0-0	14-27
June	0-0	6-4

By Jersey:

White	6-2	39-17
Blue	3-4	19-18
Orange	7-3	29-17
Gray	4-2	14-27
Pinstripes	4-1	16-11
Blue/Camo Hat	0-0	1-1
Cream Throwback	0-0	8-2

UNIVERSITY INFORMATION

Location	Auburn, Ala.
Enrollment	29,776
Founded	October 1, 1856
Nickname	Tigers
Colors	Burnt Orange and Navy Blue
President	Dr. Steven Leath
Athletics Director	Allen Greene
Conference	Southeastern (SEC West)
Stadium / Capacity	Samford Stadium-Hitchcock Field at Plainsman Park / 4,096
Ticket Office Phone	855-282-2010

BASEBALL COACHING / SUPPORT STAFF

Head Coach	Butch Thompson (Birmingham-Southern, 1992)
Record at Auburn / Seasons	127-94 (.575) / 4th
Career Coaching Record / Seasons	166-106 (.610) / 5th

Assistant Coach	Karl Nonemaker (Vanderbilt, 2002)
Assistant Coach	Gabe Gross (Auburn, 2012)
Volunteer Assistant	Steve Smith (Baylor, 1986)

Athletic Admin.	Randall Dickey (Ouachita Baptist, 1983)
Player Development & Data Analyst	Blake Beck (Troy, 2014)
Athletic Trainer	Anthony Sandersen (South Dakota State, 2004)
Strength & Conditioning	Chris Joyner (Minnesota State - Mankato, 2001)

PROGRAM HISTORY

Modern Era Program Record (since 1949)	1,936-1,327-4 (.593)
College World Series Appearances / Last	4 / 1997
College World Series Record	3-8 (.273)
NCAA Regional Appearances / Last	21 / 2018
NCAA Regional Record	48-45 (.516)
NCAA Super Regional Appearances / Last	2 / 2018
NCAA Super Regional Record	1-4 (.200)
Last Postseason Opponent	Florida / 2018
Result	Gainesville (Fla.) Super Regional Lost, 3-2

POSTSEASON HISTORY

College World Series Appearances: 4 (1967, 1976, 1994, 1997)

Super Regional Appearances: 2 (1999, 2018)

NCAA Regional Appearances: 21 (1963, 1967, 1976, 1978, 1987, 1989, 1993-95, 1997-2003, 2005, 2010, 2015, 2017, 2018)

NCAA Regional Titles: 6 (1967, 1976, 1994, 1997, 1999, 2018)

MEDIA RELATIONS

Baseball Contact: George Nunnelley, Asst. Director - Athletics Comm.
Cell: 502-609-9982
Email: gnunnelley@auburn.edu
Twitter: @gnunnelley
Associate AD: Kirk Sampson

2019 AUBURN BASEBALL ROSTER

No.	Name	Pos.	Cl.	B/T	Ht.	Wt.	Exp.	Hometown (Previous School)
1	Judd Ward	OF	So.	L/R	6-1	195	1L	Russellville, Ala. (Russellville)
2	Everett Lau	IF/OF	Jr.	L/R	5-10	185	JC	Oahu, Hawaii (College of San Mateo)
3	Devin Warner	OF/IF	Fr.	S/R	6-3	205	HS	Cartersville, Ga. (Cartersville)
4	Rankin Woley	IF	Jr.	R/R	6-0	210	JC	Atlanta, Ga. (Chattahoochee Valley)
5	Jarrett Eaton	OF	Fr.	L/R	5-9	162	HS	Mobile, Ala. (St. Paul's Episcopal)
6	Matt Scheffler	C	Jr.	R/R	6-2	190	JC	Kirkland, Wash. (Pierce)
7	Ed Johnson	IF	Fr.	R/R	6-2	195	HS	Trussville, Ala. (Hewitt-Trussville)
8	Bailey Horn	LHP	R-So.	L/L	6-2	212	JC	West, Texas (McLennan)
9	Ryan Bliss	IF	Fr.	R/R	5-9	165	HS	LaGrange, Ga. (Troup)
10	Edouard Julien	IF	So.	L/R	6-1	183	1L	Quebec City, Canada (Cardinal-Roy)
11	Chase Hall	C	R-Jr.	R/R	6-2	215	RS	Roanoke, Ala. (Southern Union)
12	Ryan Hoerter	RHP	So.	R/R	6-6	191	1L	Kenosha, Wisc. (Indian Trail)
13	Davis Daniel	RHP	Jr.	R/R	6-1	190	2L	Montgomery, Ala. (St. James)
14	Elliott Anderson	LHP	Jr.	L/L	6-3	212	2L	Cartersville, Ga. (Cartersville)
16	Kason Howell	OF	Fr.	R/R	6-0	185	HS	Argyle, Texas (Liberty Christian)
17	Will Holland	IF	Jr.	R/R	5-11	185	2L	Lawrenceville, Ga. (Collins Hill)
18	Brooks Fuller	LHP	Fr.	L/L	6-2	215	HS	Auburn Ala. (Auburn)
19	Brody Moore	IF	Fr.	R/R	6-0	185	HS	Oneonta, Ala. (Oneonta)
20	Cody Greenhill	RHP	So.	R/R	6-4	216	1L	Russellville, Ala. (Russellville)
21	Jackson Henderson	IF/OF	Jr.	R/R	6-0	175	JC	Selma, Ala. (Lurleen B. Wallace)
22	Ford Luttrell	RHP	R-Fr.	L/R	6-0	181	RS	Madison, Ala. (Bob Jones)
23	Peyton Glavine	LHP	So.	R/L	5-11	176	1L	Alpharetta, Ga. (Blessed Trinity Catholic)
24	Conor Davis	IF	Jr.	R/R	6-3	227	2L	Roswell, Ga. (Blessed Trinity Catholic)
25	Dawson Sweatt	LHP	Fr.	R/L	6-2	190	HS	Fayetteville, Ga. (Starr's Mill)
26	Troy Bearden	OF/C	Fr.	R/R	6-2	220	HS	Trussville, Ala. (Next Level Baseball Academy)
29	Carson Skipper	LHP	Fr.	L/L	6-3	195	HS	Trussville, Ala. (Hewitt-Trussville)
31	Blake Schilleci	LHP	Sr.	L/L	5-10	198	1L	Birmingham, Ala. (Wallace-Hanceville)
32	Tanner Burns	RHP	So.	R/R	6-0	205	1L	Decatur, Ala. (Decatur)
33	Will Morrison	RHP	Fr.	R/R	6-2	180	HS	Cullman, Ala. (Cullman)
36	Kyle Gray	LHP	R-Jr.	L/L	5-10	205	JC	Austin, Texas (Blinn)
37	Ryan Watson	RHP	Jr.	R/R	6-5	215	2L	Auburn, Ala. (Auburn)
38	Brett Olson	IF	R-Sr.	L/L	6-2	225	1L	Newport Beach, Calif. (Corona Del Mar)
40	Garrett Wade	LHP	Fr.	L/L	6-2	205	HS	Hartselle, Ala. (Hartselle)
41	Steven Williams	OF/C	So.	L/R	6-3	216	1L	Albany, Ga. (Deerfield-Windsor)
43	Richard Fitts	RHP	Fr.	R/R	6-3	185	HS	Helena, Ala. (Helena)
44	Jack Owen	LHP	So.	L/L	6-2	174	1L	Aliso Viejo, Calif. (J Serra)

COACHES & STAFF

30	Butch Thompson	Head Coach	Fourth Year
35	Karl Nonemaker	Assistant Coach	Second Year
39	Gabe Gross	Assistant Coach	Second Year
34	Steve Smith	Volunteer Assistant Coach	Second Year
	Greg Drye	Director of Operations	Fourth Year
	Randall Dickey	Athletic Administrator	Fifth Year
	Anthony Sandersen	Athletic Trainer	Second Year
	Blake Beck	Player Development & Data Analyst	Third Year
	Chris Joyner	Strength & Conditioning	First Year

PRONUNCIATION GUIDE

Ryan HOERTER HOR-ter
 EDOUARD JULIEN ED-whah joo-lee-EN
 Everett LAU Rhymes with 'now'
 Ford LUTTRELL LUH-trull
 Blake SCHILLECI sha-LAY-see
 Rankin WOLEY WOE-lee

30 BUTCH THOMPSON HEAD COACH

THE AUBURN SKIPPER

- Seven College World Series appearances / 16 postseason appearances
- 2013 National Runner-up (Mississippi State)
- 2001 National Champion (Birmingham-Southern)
- 2014 Baseball America/ABCA National Assistant Coach of the Year
- 2006 FCA Coach of the Year
- Coached 14 pitchers who went on to pitch in the Major Leagues
- Recruited and coached 29 pitchers who were drafted out of college that weren't drafted out of high school

Butch Thompson enters his fourth season at the helm of the program in 2019. Thompson, who spent three seasons as an assistant coach and recruiting coordinator at Auburn from 2006-08, returned to the Plains after seven seasons at Mississippi State as both associate head coach and pitching coach.

Butch Thompson was named Auburn's head baseball coach on October 22, 2015 and enters his fourth season with the Tigers in 2019.

Thompson, who spent three seasons as an assistant coach and recruiting coordinator at Auburn from 2006-08, returned to The Plains after seven seasons at Mississippi State as both associate head coach and pitching coach.

Widely regarded as one of the premier pitching coaches in the country, he has seen 14 of his former pitchers make their Major League Baseball debuts, including eight since 2014. Thompson has also turned 29 pitchers who went undrafted out of high school into MLB draft picks.

Thompson had three pitchers drafted in the first 11 rounds in 2014 and five pitchers drafted, including three in the top 10 rounds, in 2013. He added a first-round selection in the 2016 draft, a third-round pick in Keegan Thompson in 2017 and the first No. 1 overall pick in program history in Casey Mize in 2018.

Along with his pitching pedigree, Thompson is also considered one of the top recruiters in the country. Since 2003, he has secured 12 recruiting classes that were ranked in the top 10 by either Baseball America or Perfect Game, including the No. 5 signing class in 2017 and a program record No. 4 class in 2018. His classes signed from 2006-08 at Auburn each ranked in the top 18 nationally, including the No. 5 class in 2008.

A native of Amory, Miss., Thompson has coached 26 Division I All-Americans and 38 all-conference performers. He has made 16 postseason appearances, including seven trips to the College World Series, and guided Birmingham-Southern to a NAIA National Championship in 2001 and was a national runner-up at Mississippi State in 2013.

Thompson was named the 2006 Fellowship of Christian Athletes SEC Coach of the Year while at Auburn and the 2014 Baseball America and American Baseball Coaches Association (ABCA) National Assistant Coach of the Year while at Mississippi State.

Thompson has already made his mark in his first three seasons at Auburn as he became the fourth head coach in program history to notch his 100th win in his third season at the helm. Thompson has guided the Tigers to a 103-82 overall record and has taken the team to back-to-back NCAA regionals for the first time in 15 years. After tying the 2010 team for the most wins (43) in a season since 1999 and advancing to its first super regional since that same season, Auburn's 2018 team finished the year ranked No. 9 by USA TODAY, marking the program's highest ranking to end a season since 1998.

In seven seasons at MSU, Thompson made four NCAA regional trips, two Super Regionals, won the SEC Tournament and advanced to the College World Series finishing as NCAA runner-up in 2013. In three of the last four seasons, the Bulldogs' staff ERA finished no higher than 3.06. Thompson's 2013 pitching staff was one of two nationally to finish in the top 15 in ERA, strikeouts per nine innings and hits allowed per nine innings.

In addition to his experience at Auburn and Mississippi State, Thompson also spent five seasons at Georgia from 2002-05, including a trip to the College World



Series in 2004. While there he guided the development of future Major Leaguers Josh Fields, Mitchell Boggs and Brooks Brown.

Thompson launched his coaching career as pitching coach and top assistant at Huntingdon College (Ala.) in 1993, before returning to his alma mater in Birmingham, where he helped lead the Panthers to back-to-back Southern States Conference championships and in 1995 coached BSC to its first NAIA World Series berth.

Thompson left BSC briefly to serve as head coach at Jefferson State Community College in Birmingham in 1997. While at JSCC, he was honored as the Regional Tournament Coach of the Year, the ABCA Alabama Junior College Coach of the Year and the Southeast Region Coach of the Year after guiding JSCC to a 39-21 mark, the AJCAA Region 22 State Championship and a third-place finish in the NJCAA Division II World Series.

He returned to Birmingham-Southern as top assistant the following season, beginning a four-year run during the most successful span in BSC baseball history. The Panthers won 196 games, four TranSouth Conference Championships and made three-consecutive appearances in the NAIA World Series. BSC's 2001 team posted a school-best 55-11 mark and captured the NAIA National Championship.

In 2002, Thompson joined the SEC baseball coaching fraternity as a pitching coach and recruiting coordinator at Georgia and has been a part of the league for the past 17 seasons.

Thompson currently serves as the large-school representative for the Alabama Baseball Coaches Association and is an All-American committee member representing the South region for the ABCA.

Thompson prepped at Amory (Miss.) High School and later starred as a pitcher at Itawamba (Miss.) Community College from 1989-90. On Oct. 25, 2014, Thompson was inducted into the ICC Athletic Hall of Fame.

He earned a bachelor's degree in history at BSC in 1992 and completed a master's degree in sports administration at UAB in 1996. He is married to the former Robin Ashe of Birmingham, Ala., and they are the parents of three daughters --- Anna, Olivia and Madelyn Gail.

NATIONAL POLLS

NEWS & NOTES

BASEBALL AMERICA

Apr. 15

1. UCLA
2. Stanford
3. Mississippi State*
4. Georgia*
5. Oregon State
6. Vanderbilt*
7. Louisville
8. UC Santa Barbara
9. N.C. State
10. Arkansas*
11. Texas A&M*
12. East Carolina
13. Georgia Tech*
14. Arizona State
15. LSU*
16. Texas Tech
17. North Carolina
18. Ole Miss*
19. Baylor
20. Texas
21. UC Irvine
22. TCU
23. Clemson
- 24. AUBURN**
25. West Virginia

D1 BASEBALL

Apr. 15

1. UCLA
2. Oregon State
3. Mississippi State*
4. Stanford
5. Georgia*
6. Vanderbilt*
7. Texas A&M*
8. Louisville
9. N.C. State
10. UC Santa Barbara
11. Georgia Tech*
12. Arkansas*
13. East Carolina
14. LSU*
15. Ole Miss*
16. Arizona State
17. North Carolina
18. Baylor
19. TCU
20. West Virginia
21. Missouri
22. Texas Tech
23. Miami
24. Clemson
25. Tennessee*

USA TODAY

Apr. 15

1. UCLA
2. Mississippi State*
3. Stanford
4. Oregon State
5. Vanderbilt*
6. Georgia*
7. Louisville
8. N.C. State
9. Texas A&M*
10. Arkansas*
11. UC Santa Barbara
12. Arizona State
13. North Carolina
14. LSU*
15. East Carolina
16. Georgia Tech*
17. Ole Miss*
18. Texas Tech
19. Baylor
20. Clemson
21. TCU
22. Tennessee*
- 23. AUBURN**
24. West Virginia
25. Texas

NCBWA

Apr. 15

1. UCLA
2. Stanford
3. Mississippi State*
4. Oregon State
5. Vanderbilt*
6. Georgia*
7. Louisville
8. Arkansas*
9. Texas A&M*
10. UC Santa Barbara
11. N.C. State
12. North Carolina
13. LSU*
14. East Carolina
15. Arizona State
16. Texas Tech
17. Ole Miss*
18. Georgia Tech*
19. Baylor
20. TCU
21. Clemson
22. Tennessee*
23. West Virginia
24. Miami
25. Texas
26. AUBURN
27. Missouri
28. Florida
29. UC Irvine
30. Coastal Carolina

PERFECT GAME

Apr. 15

1. UCLA
2. Mississippi State*
3. Oregon State
4. Stanford
5. Georgia*
6. Vanderbilt*
7. N.C. State
8. Texas A&M*
9. UC Santa Barbara
10. LSU*
11. Ole Miss*
12. Arkansas*
13. Louisville
14. North Carolina
15. East Carolina
16. Texas Tech
17. Georgia Tech*
18. UConn
19. Texas
20. Arizona State
21. TCU
- 22. AUBURN**
23. UC Irvine
24. West Virginia
25. Tennessee*

COLLEGIATE BASEBALL

Apr. 15

1. UCLA
2. Stanford
3. Mississippi State*
4. Oregon State
5. Georgia*
6. Vanderbilt*
7. UC Santa Barbara
8. Louisville
9. Arkansas*
10. Texas A&M*
11. N.C. State
12. Arizona State
13. East Carolina
14. North Carolina
15. LSU*
16. Clemson
17. Ole Miss*
18. Baylor
19. Georgia Tech*
20. TCU
21. Louisiana Tech
22. Miami
23. Texas Tech
24. UC Irvine
25. Florida
26. Florida State
27. Florida Atlantic
28. Miami (Ohio)
29. UT-Arlington
30. Nebraska

AUBURN IN THE POLLS

BA D1 CB NC PG USA

Pre.	17	22	23	19	15	20
2/18	18	22	26	22	15	--
2/25	18	21	29	22	15	--
3/4	17	19	27	18	15	18
3/11	17	18	23	17	15	17
3/18	16	12	12	14	7	12

BA D1 CB NC PG USA

3/25	18	15	13	13	10	12
4/1	18	15	14	17	10	15
4/8	22	22	23	22	18	19
4/15	24	NR	NR	26	22	23

UP NEXT

• Auburn takes on No. 17 Ole Miss (25-12, 9-6 SEC) in a three-game series at Plainsman Park from Thursday-Saturday. The Tigers are 86-89-1 all-time against Ole Miss, including 49-35 at home.

SCOUTING THE YELLOW JACKETS

• Georgia Tech enters the week with a 24-12 overall record and 11-7 mark in ACC play. The Yellow Jackets won two of three at Boston College last weekend and have won seven of the last 10 games.

• Offensively, the Yellow Jackets are hitting .288 and are led by sophomore Michael Guldberg's .395 clip, which leads the Atlantic Coast Conference. Junior catcher Kyle McCann leads the team in home runs (14), RBI (42), hits (43), walks (36) and total bases (94).

• On the mound, Georgia Tech has turned in a 4.23 ERA. The Yellow Jackets lead the ACC in walks allowed per nine innings (3.28).

NON-CONFERENCE SUCCESS

• Auburn is 16-4 in non-conference games this season, including 4-1 on the road, and 37-8 in regular season non-conference games since the start of last year.

• The Tigers have outscored their non-conference opponents 365-182 during the span.

TALE OF TWO TAPES

• Auburn's pitching staff led the country in ERA (2.02) and ranked in the top 10 in walks allowed per nine innings (2.55), strikeout-to-walk ratio (3.81) and WHIP (1.02) following the series against Tennessee.

• The Tigers struck out 202 batters and issued 53 walks in 187.0 IP while holding teams to a .203 batting average in those first 20 games.

• In 16 games since, the team is 6-10 and has posted a 6.25 ERA. Even while only issuing seven walks in three games at Texas A&M, Auburn has struck out 129 batters and issued 92 walks in 144.0 IP during the recent stretch.

LATE-INNING LEAD

• Auburn's 15-inning game vs. Arkansas on Apr. 5 marked the team's first loss when leading after seven innings this season.

• Auburn is 20-1 when leading after seven and 24-0 when leading after eight this season.

• The Tigers are 105-9 when ahead after seven and 123-6 when ahead after eight under head coach Butch Thompson.

• Conversely, Auburn is 1-8 when trailing after seven and 0-11 when trailing after eight this season. The Tigers are 8-70 and 2-76, respectively, under Coach Thompson.

TURNING BACK THE CLOCK

• Auburn has won 103 games dating back to the start of the 2017 season, and the team's 80 wins from 2017-18 marked the most wins since winning 87 games from 1999-2000.

• The Tigers are one of seven teams in the SEC with 100 or more wins since 2017, joining Florida (125), Arkansas (119), LSU (115), Mississippi State (110), Texas A&M (108) and Ole Miss (105) on the list.

WILD WILD WEST

• Entering the sixth weekend of conference play, six of the seven teams in the SEC West are separated by two games.

MAGIC NUMBER: FOUR

- Auburn is 22-4 when scoring four or more runs this season and 2-8 when scoring three runs or fewer.
- In four seasons under Coach Thompson, the team is 114-37 when scoring four or more runs and 13-57 when scoring three runs or fewer.

OFFENSE WINS CHAMPIONSHIPS

- Auburn is 15-2 when it has outhit its opponents this season and 49-2 when doing so since the start of last year.
- Conversely, the Tigers are 11-27 when being outhit over the past two seasons.

GOTTA GET IT STARTED

- Auburn leadoff hitters are a combined 31-for-146 (.212) this season.

RUN AT YOUR OWN RISK

- Judd Ward threw out a pair of runners in the weekend series at Texas A&M, marking his fourth and fifth outfield assists this season.
- Four of Ward's five outfield assists have cut down a run at the plate, including four in the seventh inning or later.
- Ward leads the SEC in outfield assists and has more assists than eight teams in the conference this season.

MR. RELIABLE

- After not playing in last year's season opener, Steven Williams has started in 101 consecutive games, becoming the first Auburn player to start in 100 or more straight games since Anfernee Grier started in 126 straight games from 2014-16.

CANADIAN CRUSHER

- Edouard Julien leads the team with 32 RBI and has driven in multiple runs in 12 games this season and 30 games in his career.
- Julien broke Frank Thomas' freshman RBI record and led the SEC and all freshmen nationally with 69 RBI a season ago.
- He drove in 101 runs in his first 94 games at Auburn, becoming the fifth fastest Auburn player to reach 100 RBI:
 1. Tim Hudson - 78 games
 2. Gabe Gross - 86 games
 3. Frank Thomas - 89 games
 4. Todd Faulkner - 90 games
 5. Edouard Julien - 94 games

THE DOCTOR WILL SEE YOU NOW

- Tanner Burns was named the SEC Pitcher of the Week, the NCBWA and Perfect Game/Rawlings National Pitcher of the Week, and the Golden Spikes Award Performer of the Week after tossing a complete-game shutout and matching the Auburn single-game record with 15 strikeouts vs. Cincinnati on Mar. 1.
- He didn't allow a run in three-plus starts and 23.0 IP while striking out 34 batters and issuing two walks from Mar. 1-22.

CONSECUTIVE SCORELESS INNINGS

Name	Dates	IP
1. Jack Owen	5/22/18-3/16/19	28.2 #
2. John Powell	5/19-6/4/94	27.1 #
3. Keegan Thompson	5/15/15-3/10/17	25.0 #
4. Keegan Thompson	2/17-3/10/17	23.2 ^
5. Tanner Burns	3/1-pres.	23.0
6. Bryan Woodall	2/9-23/07	21.2 # ^
Chris Morrison	3/18-4/2/95	21.2 #
Joe Beckwith	2/26-3/17/96	21.0 ^
9. Jack Owen	2/23-3/17/19	20.2
10. Michael Nix	3/23-4/15/03	20.1

includes unearned runs | ^ to begin a season

IT'S GOTTA BE THE NUMBER

- Casey Mize and Tanner Burns have served as Auburn's ace in the last two seasons and have both worn jersey number 32.
- Here is a comparison of their stats through nine starts:
Casey Mize (2018): 7-1, 2.00 ERA, 63.0 IP, 37 H, 4 BB, 86 K, .164 B/AVG
Tanner Burns (2019): 4-1, 2.05 ERA, 57.0 IP, 36 H, 13 BB, 76 K, .176 B/AVG

MIDSEASON FORM

- Tanner Burns has been named a Midseason All-American by D1 Baseball and Perfect Game.
- He was also named to the Golden Spikes Award Midseason Watch List, marking the fourth straight season an Auburn player has earned the recognition - Anfernee Grier (2016), Keegan Thompson (2017), and Casey Mize (2017-18).

BULL MENTALITY

- Cody Greenhill leads the team and ranks tied for third in the SEC with eight saves, which are the most by an Auburn player since 2015.
- Five of Greenhill's eight saves have come on the road, including four in SEC road games, and he leads the conference with six saves in league games.
- Outside of his second outing of the weekend at Mississippi State, Greenhill has posted a 1.37 ERA (four ER in 26.1 IP).
- He hasn't allowed a run in five straight outings and his last 8.2 innings.

SHUTTING 'EM OUT

- Auburn ranks second in the country with seven shutouts this season.
- The Tigers seven shutouts are already two more than last season and are tied for the fifth most in a single-season in program history. The single-season record is nine in 1988.
- The Tigers didn't allow a run in 33.1 innings from Mar. 6-9, marking a program record in the category.

PUTTING 'EM IN MOTION

- Auburn has stolen 49-of-58 bases this season, totaling just one fewer stolen base than the team's total last year.
- The Tigers stole 26 straight bases from Feb. 19-Mar. 17, marking the longest streak of successful stolen bases since stealing 32 straight bases in 2002.
- The team's six stolen bases in the series finale vs. Tennessee were the most in a game since 2016, and the 11 stolen bases in the series were the most in a series in the Stat Crew era (1993). They were also the most in a three-game span since 2012.
- Eleven players, including all nine members of Auburn's regular starting lineup, have stolen a base this season.

15-INNING MARATHON

- Auburn's 15-inning contest vs. Arkansas is tied for the fourth longest game in program history.
- The game lasted 5:40, which is second in game duration behind the 15-inning Auburn vs. Alabama game in 2017 (6:36).
 1. 20 innings - at Florida (4/22/72)
 2. 17 innings - vs. Arkansas (5/19/94)
 3. 16 innings - at Troy (4/25/07)
 4. 15 innings - vs. Arkansas (4/5/19)
 - 15 innings - vs. Alabama (5/7/17)
 - 15 innings - at Mississippi State (3/22/87)

PACKED HOUSE

- Auburn sold a record number of season tickets in 2019 (2,163), which surpassed its previous record of 1,991 tickets sold a season ago.
- The Tigers have welcomed 68,412 fans through the gates of Plainsman Park this season, which ranks 15th in the country.
- The average attendance of 3,258 fans ranks 16th in the country.

CORE POWER

- The Tigers returned 41 home runs between the core trio of Edouard Julien (17), Will Holland (12) and Steven Williams (12). The 41 home runs between the three players were the most among any returning trio in the SEC this season.
- Julien, Holland and Williams also drove in a combined 172 runs last season, totaling 16 more RBI than any other returning trio in the SEC this season.

CONFERENCE SLATE

- Four of Auburn's first five SEC series have come against a ranked team, and the Tigers are 6-6 in those contests.
- Four of the remaining five conference series are also against teams that currently rank in the most recent USA Today Coaches Poll.
- Eight of the team's 10 conference series this season are against NCAA Regional teams from a year ago, including four NCAA Super Regional teams and two teams that advanced to the College World Series in Arkansas and Mississippi State.
- The Tigers five road trips in league play are to Mississippi State, South Carolina, Texas A&M, Vanderbilt and LSU. All Five teams made the 2018 NCAA Tournament and three - Mississippi State, South Carolina and Vanderbilt - advanced to a super regional.

SUPER SOPHOMORES

- Auburn had four Freshman All-America and SEC All-Freshman Team honorees a season ago in Tanner Burns, Cody Greenhill, Edouard Julien and Steven Williams.
- The four freshmen All-Americans were the most in program history and tied with Vanderbilt for the most in the country last year.

THE GABE GROSS EFFECT

- In its first season under hitting coach Gabe Gross, Auburn set a program record for hit-by-pitches (84) and ranked in the top 10 in program history in a number of additional offensive categories.
 - Home runs: 73; 5th
 - Walks: 309; 5th
 - RBI: 423; 8th
 - Runs: 467; 8th
 - Extra-base hits: 201; 10th
 - Total bases: 977; 10th

WEALTH OF EXPERIENCE

- The team's 43 returning home runs were the most entering a season since 2011 (62) and its 214 RBI were the most since 2016 (246).
- The Tigers also brought back 156 appearances, 25 wins, 362.0 innings pitched and 330 strikeouts. Those were the highest totals returning since 2016, 2014, 2014 and 2012, respectively.

PRESEASON RECOGNITION

- Burns and Holland garnered a wealth of preseason recognition, including becoming the first Auburn duo to be named to the Golden Spikes Award preseason watch list in the same season.
- Burns: Preseason First Team All-SEC, Golden Spikes Award preseason watch list, Second Team Preseason All-American by D1 Baseball, Third Team Preseason All-American by Collegiate Baseball.
- Holland: Golden Spikes Award preseason watch list, Second Team Preseason All-American by Perfect Game, Third Team All-American by D1 Baseball and NCBWA.

BIG LEAGUE TIGERS

- In 2018, former Auburn pitcher Trey Wingenter became the 51st player in Auburn history to appear in the Major Leagues. He made his MLB debut for the San Diego Padres on Aug. 7, 2018.
- Wingenter is one of three former Tigers to open the 2019 season on a big league roster, joining Josh Donaldson (Braves) and Garrett Cooper (Marlins). Grant Dayton is also on the Braves' 40-man roster but is currently inactive.

TIGERS IN THE DRAFT

- Auburn had seven players selected in the 2018 MLB Draft, including the program's first No. 1 overall draft pick in Casey Mize.
- The seven players drafted were the most in a season since 2010 (11) and tied for the second most in program history.
- The Tigers have had multiple players drafted every year since 2006 and at least one player selected for 44 straight years, which is tied for the longest streak in the SEC.

TAKE 'EM TO SCHOOL

- Auburn has 11 players on its team that chose to attend Auburn rather than sign a professional contract, including four freshmen from the 2018 draft in June.

Player	Year	Round	Team
Ryan Bliss	2018	30th	Boston
Tanner Burns	2017	37th	NY (AL)
Davis Daniel	2018	11th	Milwaukee
	2016	34th	Chicago (NL)
Peyton Glavine	2017	37th	LA (AL)
Ryan Hoerter	2017	36th	Pittsburgh
Kason Howell	2018	20th	Boston
Edouard Julien	2017	37th	Philadelphia
Garrett Wade	2018	38th	Tampa Bay
Devin Warner	2018	30th	Arizona
Ryan Watson	2016	39th	LA (NL)
Steven Williams	2017	35th	NY (AL)

THE LAST TIME...

BATTING SUPERLATIVES

5 hits in a game Anfernee Grier at Kennesaw St. [5-for-6] (4/12/16)
 6 hits in a game Tyler Johnstone vs. Elon [6-for-7, 2B, 3B] (2/25/05)

Reached base 6 times Edouard Julien vs. Alabama A&M [3-3, 1 BB, 2 HBP] (4/3/18)

4 runs in a game Will Holland at Alabama (G2 - 4/21/18)
 5 runs in a game Edouard Julien vs. Alabama A&M (4/3/18)
 6 runs in a game never

10-game hitting streak Ryan Bliss, 10 games, (2/17-3/5/19)
 15-game hitting streak Jonah Todd, 16 games, (4/8-5/7/17)
 20-game hitting streak A. Grier, 22 games, (5/31/15-3/22/16)
 25-game hitting streak Justin Fradejas, 27 games (3/23-5/7/10)
 30-game hitting streak Casey Dunn, 31 games (2/22 [G1]-4/15/97)

3 doubles in a game Jordan Ebert vs. Southern (2/26/16)
 4 doubles in a game Ken Dempsey vs. Georgia (1971)

2 triples in a game Jay Gonzalez vs. Alabama State (2/28/12)
 3 triples in a game never

2 home runs in one game Edouard Julien vs. Alabama A&M (2/20/19)
 3 home runs in one game Tony Caldwell at Kentucky (4/9/11)

7 RBI in a game Steven Williams vs. Longwood (2/17/18)
 8 RBI in a game Justin Bryant at Georgia (3/19/10)
 9 RBI in a game Hunter Morris at Georgia (3/21/10)
 10 RBI in a game Bob Berry vs. Huntington (4/15/82)

Grand slam home run Conor Davis at UAB (3/20/19)
Inside-the-park home run Edouard Julien vs. Georgia Southern (2/17/19)
 HR to begin game Will Holland at #5 Ole Miss (5/12/18)
 Two HR in one inning Dan Glevenyak at Jacksonville State (8th) (5/7/13)
HR in consecutive at-bats Edouard Julien vs. Alabama A&M (2/20/19)
HR in three consecutive at-bats Edouard Julien vs. Alabama A&M/UCF (2/20-22/19)
HR in consecutive games Steven Williams vs. at UCF vs. Cincinnati (2/24-3/1/19)
 HR in three consecutive games Brendon Venter (5/5-7/18)
 HR in three consecutive SEC games Trent Mummy (4/17-23/10)
 HR in four consecutive games Joseph Sanders (5/10-15/08)
 HR in four consecutive SEC games Mike Bianucci (5/2-9/08)
 HR in five consecutive games Tim Lemons (4/6-10/85)
 Walk-off HR Conor Davis vs. # 6 South Carolina (4/2/17)
 Pinch-hit HR Edouard Julien vs. BYU (G1 - 3/3/18)
 Pinch-hit grand slam Edouard Julien vs. BYU (G1 - 3/3/18)
 HR in first at-bat of season Steven Williams vs. Longwood (2/17/18)
 HR in both games of DH Dylan Ingram at #7 Mississippi St. (4/29/17)

Hit for the cycle Clete Thomas [3B, 1B, 1B, HR, 2B] vs. Arkansas (4/3/05)

Hit from both sides of plate in same inning Damon Haecker [5th inn.] vs. Jacksonville St. (3/15/17)
 Two hits in same inning Josh Anthony [HR, 2B] vs. Army (6/2/18)

Stole home Justin Hargett vs. Davidson (Gm 2) [4th] (G1 - 3/3/10)
Stole two bases in a game Kason Howell at South Carolina (3/30/19)
 Stole three bases in a game Anfernee Grier vs. Southern (2/26/16)

Hit by a pitch 2 times in a game Matt Scheffler vs. #9 Arkansas (2) (G2 - 4/5/19)
 Hit by a pitch 3+ times in a game Dan Glevenyak at Alabama (4) (4/11/14)

Scored 20 or more runs 20 at Alabama (G2 - 4/21/18)
 Scored 25 or more runs 25 vs. Longwood (2/17/18)
 Scored 30 or more runs 32 vs. Troy (3/2/94)

Scored 5 runs in an Inning 5, vs. UTSA (1st) (3/9/19)
Scored 6 runs in an Inning 6, at South Carolina (2nd) (3/31/19)
Scored 7 runs in an Inning 7, at #4 Mississippi State (4th) (3/24/19)
Scored 8 runs in an Inning 8, at UAB (5th) (3/19/19)
 Scored 9 runs in an Inning 9, vs. Army (5th) (6/2/18)
 Scored 10+ runs in an Inning 11, at Alabama (8th) (G1 - 4/21/18)
 Recorded 10+ hits in an Inning 11, vs. Furman (5th) (2/12/00)
 Scored in every inning vs. Coppin State (3/18/14)

Recorded 15-19 hits 18, vs. UT Martin (3/5/19)
Recorded 20 or more hits 21, at #4 Mississippi State (3/24/19)

Hit 3 or more home runs in an inning 3, vs. Northeastern (6th) (G1 - 3/10/18)
Hit 3 or more home runs in a game 3, at UCF (2/24/19)
 Hit 5 or more home runs in a game 6, vs. Northeastern (G1 - 3/10/18)
 Hit 7 or more home runs in a game 7, vs. Mississippi State (5/8/10)
Hit back-to-back home runs S. Williams & R. Woley at #4 Mississippi State (6th) (3/22/19)
 Hit back-to-back-to-back home runs B. Fletcher, H. Morris & K. Patterson vs. Mississippi State (5th) (5/8/10)

Had 5 doubles 5, vs. N.C. State (6/3/18)
 Had 6 doubles 6, vs. Georgia Tech (3/13/18)
 Had 7 doubles 7, vs. Alabama A&M (3/1/16)
 Had 8 doubles 8, vs. BYU (G1 - 3/3/18)
 Had 9+ doubles 10, vs. Tennessee (5/15/10)

Stole 5 bases in a game 5, vs. Bethune-Cookman (5/6/14)
Stole 6 bases in a game 6, vs. #21 Tennessee (3/17/19)
 Stole 7 bases in a game 7, vs. Presbyterian (5/8/12)
 Stole 8 bases in a game 8, vs. Alcorn State (2/22/12)

Walked 10+ times 13, vs. Alabama A&M (4/3/18)
 Did not strike out in a game vs. Belmont (3/11/12)

PITCHING SUPERLATIVES

INDIVIDUAL
 Nine-inning no-hitter Casey Mize vs. Northeastern (3/9/18)
 Nine-inning no-hitter (combined) Mike Mueller [2.0], Lee Carter [1.0], Brandon Channell [1.0], Reid Price [1.0], Andrew Skinner [1.0], Arnold Hughey [1.0], Ken Clayton [1.0], Cory Duettt [0.2], Sean Jones [0.1] vs. UAB (3/19/02)

Seven-inning no-hitter Jason Johnson vs. LaGrange College (4/30/91)

Nine-inning perfect game Eric Brandon vs. Murray State (3/2/02)
 Seven-inning perfect game Jason Johnson vs. LaGrange College (4/30/91)

Nine-inning one-hitter (individual) Keegan Thompson vs. Presbyterian (3/1/14)
 Nine-inning one-hitter (combined) Justin Camp [6.2], Terrance Dedrick [1.1], Jay Wade [0.2], Rocky McCord [0.1], at Kennesaw St. (3/11/14)
 Five-inning one-hitter Kevin Davis [3.2], Jacob Milliman [1.1], vs. Radford (2/22/15)

Nine-inning two-hitter Tanner Burns [9.0] vs. Cincinnati (3/1/19)

Complete game Jack Owen vs. UTSA (3/9/19)
Complete game shutout Jack Owen vs. UTSA (3/9/19)
 Consecutive complete games K. Thompson vs. Arkansas & LSU (4/4 & 4/11/15)

Struck out 10 batters 10 by Tanner Burns vs. UTSA (3/8/19)
 Struck out 11 batters 11 by Casey Mize vs. Army (6/2/18)
 Struck out 12 batters 12 by Casey Mize at Kentucky (3/23/18)
 Struck out 13 batters 13 by Casey Mize vs. Texas A&M (3/16/18)
Struck out 15 batters 15 by Tanner Burns vs. Cincinnati (3/1/19)

TEAM
Struck out 15+ batters Garrett Wade [8], Kyle Gray [2], Elliott Anderson [6] at South Alabama (3/12/19)
Struck out 20+ batters Brooks Fuller [4], Ryan Watson [4], Elliott Anderson [3], Cody Greenhill [4], Carson Skipper [3], Garrett Wade [2] vs. Ga State, at Missouri (4/5-5/16)
 Struck out 15 batters consecutive games 2-0 vs. #21 Tennessee (3/15/19)
Shut out an opponent 6-0 vs. UTSA / 5-0 vs. UTSA (3/8-9/19)
Consecutive shutouts 2-0 vs. UT Martin / 6-0 vs. UTSA / 5-0 vs. UTSA (3/6-9/19)
Three straight shutouts 7-0 at #12 Texas A&M (4/13/19)
Shut out an SEC opponent 7-0 at #12 Texas A&M (4/13/19)
Shut out an SEC opponent on the road 5-0 and 4-0 at Miss. State (3/27-28/15)
 Consecutive SEC shutouts 5-0 and 4-0 at Miss. State (3/27-28/15)
 Consecutive SEC shutouts on the road 4-0 at #12 Texas A&M (4/12/19)
Was shut out vs. #24 Missouri (4/1/18)
 Was held to one hit vs. #13 Arkansas (5/25/17)
 Was no hit

FIELDING SUPERLATIVES
 2 errors in a game Josh Anthony vs. Texas A&M (3/17/18)
 3 errors in a game Luke Jarvis vs. Presbyterian (3/11/17)
 4 errors in a game Brett Burnham at Alabama (4/5/00)

3 double plays turned in a game vs. Alabama A&M (4/3/18)
 4 double plays turned in a game vs. Georgia Tech (4/4/17)
 5 double plays turned in a game never

Triple play (Auburn) vs. Memphis (5/22/78)
 Triple play (Opponent) at Florida [4th] (3/15/08)

Threw a runner out at HP to end game Will Holland vs. Presbyterian (3/12/17)

MISC. SUPERLATIVES
Won 10 or more consecutive games 15 (2/24-3/22)
Won 15 or more consecutive games 15 (2/24-3/22)
Won 8 or more consecutive SEC games 9 (4/1-21/95)
Lost 5 or more consecutive games 7 (5/6-5/13/17)

Home winning streak 21 (1964-66)
 Road winning streak 14 (1967/1995)
 Season-opening winning streak 17 (2/7-3/5/97)

Extra-innings victory 4-3, 13 innings vs. Georgia Southern (2/17/19)
Extra-innings loss 6-9, 15 innings vs. #9 Arkansas (G2 - 4/5/19)

Swept a 3-game series vs. #21 Tennessee (3/15-17/19)
 Swept a road series at Alabama (4/20-21/18)
 Swept a road SEC series at Alabama (4/20-21/18)
Swept a SEC series vs. #21 Tennessee (3/15-17/19)
 Swept a 4-game series Maine (2/15-17/13)
Swept a doubleheader vs. UTSA (3/9/19)

Allowed 3 runs or fewer in a series 3 vs. UTSA (3/8-9/19)
 Allowed 3 runs or fewer in a SEC series 3 vs. Miss. State (3/27-29/15)
Allowed 4 runs or fewer in a series 3 vs. UTSA (3/8-9/19)
 Allowed 4 runs or fewer in a SEC series 4 vs. Georgia (4/23-25/15)
 Allowed 3 runs or fewer in a road series 3 vs. Miss. State (3/27-29/15)
 Allowed 3 runs or fewer in a SEC road series 3 vs. Miss. State (3/27-29/15)

Overcome a deficit of 7+ runs 7 runs, [7-0, 12-8] vs. Florida A&M (2/22/17)

Won a 1-0 game vs. Mercer (5/30/15) [NCAA Regional]
 Lost a 1-0 game vs. Ohio State (2/15/14)

Walk-off win vs. Georgia Southern (13 inn.) (2/17/19)
 Walk-off loss at #1 Florida (11 inn.) (6/11/18)

HITTER PROFILES

9 • RYAN BLISS IF

5-9 • 165 • FR • LaGrange, Ga. • Troup County

- Drove in five runs in a DH vs. Arkansas, including the game-tying run in game one and go-ahead run that didn't hold up in game two
- Drafted in the 30th rd of the 2018 MLB Draft by Boston

CAREER STATISTICS

YEAR	AVG	GP-GS	AB	R	H	2B	3B	HR	RBI	SB-A
2019	.258	36-36	132	22	34	7	1	1	19	5-5

SEASON HIGHS
At Bats: 5, four times
Runs: 2, four times
Hits: 3, two times
Doubles: 1, seven times
HR: 1, vs. Cincinnati (3/2)
RBI: 3, vs. Arkansas (4/5)

24 • CONOR DAVIS IF

6-3 • 227 • JR • Roswell, Ga. • Blessed Trinity

- Tied for the team lead with 11 multi-hit games
- Drove in the game-winning run on a RBI double in the series opener vs. Arkansas (4/5)

CAREER STATISTICS

YEAR	AVG	GP-GS	AB	R	H	2B	3B	HR	RBI	SB-A
2017	.282	52-38	163	22	46	11	0	1	29	1-4
2018	.268	53-47	164	26	44	9	0	2	34	3-6
2019	.295	33-32	129	18	38	6	1	4	20	2-2
TOTAL	.281	138-117	456	66	128	26	1	7	83	6-12

CAREER HIGHS
At Bats: 8, vs. Alabama (5/7/17)
Runs: 3, vs. Longwood (2/17/18)
Hits: 3, six times
Doubles: 2, at Texas A&M (4/9/17)
HR: 1, seven times
RBI: 5, vs. Vanderbilt (5/6/18)

SEASON HIGHS
At Bats: 5, six times
Runs: 2, three times
Hits: 3, two times
Doubles: 1, six times
HR: 1, four times
RBI: 4, at UAB (3/19)

11 • CHASE HALL C

6-2 • 215 • R-JR • Roanoke, Ala. • Southern Union

- Recorded his first hit and drove in a pair of runs vs. Alabama A&M last Tuesday (2/19)

CAREER STATISTICS

YEAR	AVG	GP-GS	AB	R	H	2B	3B	HR	RBI	SB-A
2019	.167	9-5	18	0	3	1	0	0	2	0-0

SEASON HIGHS
At Bats: 5, vs. AAMU (2/19)
Hits: 1, three times
Doubles: 1, vs. AAMU (2/19)
RBI: 2, vs. AAMU (2/19)

17 • WILL HOLLAND IF

5-11 • 185 • JR • Lawrenceville, Ga. • Collins Hill

- Collected a pair of hits, including a double, in the series finale at Texas A&M (4/14)
- Hit a game-tying, two-run HR in the middle game vs. Arkansas (4/5)
- Named a preseason All-American and member of the Golden Spikes Award watch list

CAREER STATISTICS

YEAR	AVG	GP-GS	AB	R	H	2B	3B	HR	RBI	SB-A
2017	.209	45-41	134	23	28	7	1	3	18	4-4
2018	.313	66-65	249	61	78	18	0	12	52	9-11
2019	.220	34-34	127	24	28	5	0	2	13	13-16
TOTAL	.263	145-140	510	108	134	30	1	17	83	26-31

CAREER HIGHS
At Bats: 6, three times
Runs: 4, at Alabama (4/21 - G2)
Hits: 4, two times
Doubles: 2, two times
HR: 2, two times
RBI: 4, two times

SEASON HIGHS
At Bats: 6, vs. UTM (3/5)
Runs: 3, vs. GS (2/15)
Hits: 4, vs. UTM (3/5)
Doubles: 1, five times
HR: 1, two times
RBI: 2, three times

16 • KASON HOWELL OF

6-0 • 185 • FR • Argyle, Texas • Liberty Christian

- Leads the team with a .310 average in SEC play
- Collected six multi-hit games in a span of nine contests from Mar. 22 - Apr. 5
- Drafted in the 20th rd of the 2018 MLB Draft by Boston

CAREER STATISTICS

YEAR	AVG	GP-GS	AB	R	H	2B	3B	HR	RBI	SB-A
2019	.295	36-36	132	20	39	5	0	0	20	12-14

SEASON HIGHS
At Bats: 6, at MSU (3/24)
Runs: 3, vs. AAMU (2/19)
Hits: 3, two times
Doubles: 1, five times
RBI: 3, vs. UTSA (3/9)

10 • EDOUARD JULIEN IF

6-2 • 195 • SO • Quebec City, Quebec • Cardinal-Roy

- Has driven in multiple runs in 12 games this season
- Became the fifth fastest player to reach 100 RBI in his Auburn career last Tuesday (94 games)

CAREER STATISTICS

YEAR	AVG	GP-GS	AB	R	H	2B	3B	HR	RBI	SB-A
2018	.275	62-59	207	47	57	7	0	17	69	7-10
2019	.271	35-35	129	33	35	10	0	7	32	2-4
TOTAL	.274	97-94	336	80	92	17	0	24	101	9-14

CAREER HIGHS
At Bats: 7, vs. Arkansas (4/5/19)
Runs: 5, vs. Alabama A&M (4/3/18)
Hits: 3, five times
Doubles: 2, Alabama A&M (4/3/18)
HR: 2, vs. AAMU (2/20/19)
RBI: 4, six times

SEASON HIGHS
At Bats: 7, vs. Arkansas (4/5)
Runs: 3, two times
Hits: 3, two times
Doubles: 1, 10 times
HR: 2, vs. AAMU (2/20)
RBI: 3, five times

2 • EVERETT LAU IF/OF

5-10 • 185 • JR • Oahu, Hawaii • College of San Mateo

- Collected three hits and drove in a season-high five runs, including a three-run HR, vs. UT Martin (3/5)
- Two-time Golden Gate League First Team All-Conference

CAREER STATISTICS

YEAR	AVG	GP-GS	AB	R	H	2B	3B	HR	RBI	SB-A
2017*	.381	33-42	126	38	48	9	4	0	32	--
2018*	.381	45-45	181	48	69	17	2	4	45	--
2019	.258	13-7	31	5	8	1	0	1	6	1-1

SEASON HIGHS
At Bats: 6, vs. UTM (3/5)
Runs: 2, vs. UTM (3/5)
Hits: 3, vs. UTM (3/5)
Doubles: 1, vs. UTM (3/5)
HR: 1, vs. UTM (3/5)
RBI: 5, vs. UTM (3/5)
 *JUCO

19 • BRODY MOORE IF

6-0 • 185 • FR • Oneonta, Ala. • Oneonta

- Made his first career start and drove in a run last Tuesday vs. Jacksonville State (4/9)
- Tripled in his first career at-bat vs. Alabama A&M (2/19)

CAREER STATISTICS

YEAR	AVG	GP-GS	AB	R	H	2B	3B	HR	RBI	SB-A
2019	.400	4-1	5	2	2	0	1	0	1	0-0

SEASON HIGHS
At Bats: 3, vs. JSU (4/9)
Runs: 1, two times
Hits: 1, two times
RBI: 1, vs. JSU (4/9)

6 • MATT SCHEFFLER C

6-2 • 190 • JR • Kirkland, Wash. • Pierce

- Riding a seven-game hitting streak and 13-game reached base streak
- Leads the team with a .323 average in the last 10 games
- 2018 Tacoma Athletic Commission Player of the Year

CAREER STATISTICS

YEAR	AVG	GP-GS	AB	R	H	2B	3B	HR	RBI	SB-A
2017*	.349	36-36	126	26	44	5	1	2	19	--
2018*	.369	42-42	160	51	59	12	2	1	22	--
2019	.288	33-31	111	17	32	6	0	1	13	5-6

SEASON HIGHS
At Bats: 6, at MSU (3/24)
Runs: 2, two times
Hits: 3, at UCF (2/24)
Doubles: 1, six times
HR: 1, vs. UTSA (3/9)
RBI: 1, 13 times
 *JUCO

1 • JUDD WARD OF

6-1 • 195 • SO • Russellville, Ala. • Russellville

- Tied a season and career-high with three hits in the middle game vs. Arkansas (4/5)
- Went on a career-best seven-game hit streak (3/19-30)
- Hit a go-ahead, three-run HR in the 7th inning and drove in a career high four runs in the finale at MSU (3/24)

CAREER STATISTICS

YEAR	AVG	GP-GS	AB	R	H	2B	3B	HR	RBI	SB-A
2018	.250	37-21	84	9	21	2	1	0	8	0-2
2019	.267	36-35	131	20	35	6	2	2	19	3-4
TOTAL	.260	73-56	215	29	56	8	3	2	27	3-6

CAREER HIGHS
At Bats: 7, vs. Arkansas (4/5/19)
Runs: 2, two times
Hits: 3, two times
Doubles: 1, eight times
HR: 1, two times
RBI: 4, at Mississippi State (3/24/19)

SEASON HIGHS
At Bats: 7, vs. Arkansas (4/5)
Runs: 2, three times
Hits: 3, two times
Doubles: 1, six times
HR: 1, two times
RBI: 4, at MSU (3/24)

41 • STEVEN WILLIAMS OF

6-3 • 216 • SO • Albany, Ga. • Deerfield-Windsor

- Collected two hits in two of three games at Texas A&M

CAREER STATISTICS

YEAR	AVG	GP-GS	AB	R	H	2B	3B	HR	RBI	SB-A
2018	.291	65-65	244	54	71	10	1	12	51	1-1
2019	.241	36-36	137	25	33	5	0	4	14	3-3
TOTAL	.273	101-101	381	79	104	15	1	16	65	4-4

CAREER HIGHS
At Bats: 6, two times
Runs: 4, two times
Hits: 4, three times
Doubles: 2, vs. BYU (G1 - 3/3/18)
HR: 1, 16 times
RBI: 7, vs. Longwood (2/17/18)

SEASON HIGHS
At Bats: 6, vs. Arkansas (4/5)
Runs: 3, vs. UC (3/2)
Hits: 3, two times
Doubles: 1, five times
HR: 1, four times
RBI: 3, at UCF (2/24)

4 • RANKIN WOLEY IF

6-0 • 210 • JR • Atlanta, Ga. • Chattahoochee Valley

- Tied for the team lead with 11 multi-hit games
- Named a 2018 NJCAA First Team All-American and the Alabama Community College Conference Player of the Year

CAREER STATISTICS

YEAR	AVG	GP-GS	AB	R	H	2B	3B	HR	RBI	SB-A
2017^	.267	26-8	45	8	12	4	1	0	5	0-0
2018*	.460	60-60	202	58	93	27	1	11	93	1-1
2019	.271	35-35	144	21	39	8	1	2	25	2-2

CAREER HIGHS
At Bats: 7, vs. Arkansas (4/5/19)
Runs: 3, vs. Gulf Coast State (3/2/18)*
Hits: 4, two times*
Doubles: 3, vs. Faulkner (2/17/18)*
HR: 2, vs. Miami Dade (2/10/18)*
RBI: 5, at Wallace-Selma (4/21/18)
 ^at LSU
 *JUCO

SEASON HIGHS
At Bats: 7, vs. Arkansas (4/5)
Runs: 2, six times
Hits: 3, vs. AAMU (2/19)
Doubles: 2, UC (3/2)
HR: 1, two times
RBI: 3, vs. UC (3/2)

PITCHER PROFILES

14 • ELLIOTT ANDERSON LHP

6-3 • 212 • JR • Cartersville, Ga. • Cartersville
 • Leads the team and ranks tied for fifth in the conference with 17 appearances, including 16 in relief

CAREER STATISTICS

YEAR	ERA	W-L	G/S	IP	H	R	ER	BB	K	BAA
2017	6.39	1-0	14/0	12.2	20	9	9	8	9	.370
2018	3.64	5-0	24/0	29.2	25	18	12	15	32	.229
2019	3.00	5-1	17/1	33.0	27	14	11	14	36	.220
TOTAL	3.82	11-1	55/1	75.1	72	41	32	37	77	.252

CAREER HIGHS

Innings: 4.2, at Texas A&M (4/14/19)
Hits: 6, at Mississippi State (3/24/19)
Runs: 5, at Mississippi State (3/24/19)
Earned Runs: 4, three times
Strikeouts: 7, two times
Walks: 2, four times
Pitches: 72, at Texas A&M (4/14/19)

SEASON HIGHS

Innings: 4.2, at TAMU (4/14)
Hits: 6, at MSU (3/24)
Runs: 5, at MSU (3/24)
Earned Runs: 4, two times
Strikeouts: 7, vs. GS (2/15)
Walks: 2, two times
Pitches: 72, at TAMU (4/14)

32 • TANNER BURNS RHP

6-0 • 205 • SO • Decatur, Ala. • Decatur
 • Struck out 10 or more batters for the third time this season in the series opener vs. Arkansas (4/5)
 • Ranks fourth in the SEC in strikeouts and tied for fourth in innings pitched
 • Named to the Golden Spikes Award Midseason Watch List

CAREER STATISTICS

YEAR	ERA	W-L	G/S	IP	H	R	ER	BB	K	BAA
2018	3.01	7-4	17/17	86.2	73	41	29	37	77	.225
2019	2.05	4-1	9/9	57.0	36	15	13	13	76	.176
TOTAL	2.63	11-5	26/26	143.2	109	56	42	50	153	.206

CAREER HIGHS

Innings: 9.0, vs. Cincinnati (3/1/19)
Hits: 7, two times
Runs: 5, at Mississippi State (3/22/19)
Earned Runs: 4, two times
Strikeouts: 15, vs. Cincinnati (3/1/19)
Walks: 4, two times
Pitches: 115, at South Carolina (3/29/19)

SEASON HIGHS

Innings: 9.0, vs. UC (3/1)
Hits: 7, vs. Arkansas (4/5)
Runs: 5, at MSU (3/22)
Earned Runs: 4, at MSU (3/22)
Strikeouts: 15, vs. UC (3/1)
Walks: 3, at MSU (3/22)
Pitches: 115, at SC (3/29)

13 • DAVIS DANIEL RHP

6-1 • 190 • JR • Montgomery, Ala. • St. James
 • Drafted by Milwaukee in the 11th rd of the 2018 MLB Draft and elected to return to school

CAREER STATISTICS

YEAR	ERA	W-L	G/S	IP	H	R	ER	BB	K	BAA
2017	5.89	4-3	17/16	70.1	75	47	46	26	61	.273
2018	4.86	3-4	19/10	66.2	74	40	36	32	70	.278
2019	4.50	0-0	1/1	2.0	4	2	1	0	4	.364
TOTAL	5.37	7-7	37/27	139.0	153	89	83	58	135	.277

CAREER HIGHS

Innings: 8.0, at Tennessee (4/15/17)
Hits: 9, at Texas A&M (4/9/17)
Runs: 7, two times
Earned Runs: 7, two times
Strikeouts: 8, two times
Walks: 4, three times
Pitches: 109, vs. Missouri (3/31/18)

SEASON HIGHS

Innings: 2.0, vs. GS (2/15)
Hits: 4, vs. GS (2/15)
Runs: 2, vs. GS (2/15)
Earned Runs: 1, vs. GS (2/15)
Strikeouts: 4, vs. GS (2/15)
Walks: --
Pitches: 47, vs. GS (2/15)

43 • RICHARD FITTS RHP

6-23 • 185 • FR • Helena, Ala. • Helena
 • Pitched a combined 8.2 scoreless innings in games vs. Alabama (3/26) and at South Carolina (3/31)
 • Earned his first career SEC win in the series finale at South Carolina (3/31) and made his first SEC start in the finale vs. Arkansas (4/6)

CAREER STATISTICS

YEAR	ERA	W-L	G/S	IP	H	R	ER	BB	K	BAA
2019	5.33	2-2	11/2	25.1	31	15	15	9	14	.310

SEASON HIGHS

Innings: 5.0, at SC (3/31)
Hits: 5, two times
Runs: 5, vs. Arkansas (4/6)
Earned Runs: 5, vs. Arkansas (4/6)
Strikeouts: 2, five times
Walks: 3, vs. Arkansas (4/6)
Pitches: 74, vs. Arkansas (4/6)

18 • BROOKS FULLER LHP

6-12 • 215 • FR • Auburn, Ala. • Auburn
 • Pitched 6.0 scoreless innings and earned the win at Texas A&M (4/13)
 • Has started the middle game in three straight SEC series
 • Named the 2018 ASWA Pitcher and Player of the Year

CAREER STATISTICS

YEAR	ERA	W-L	G/S	IP	H	R	ER	BB	K	BAA
2019	2.32	2-1	11/4	31.0	21	14	8	25	22	.194

SEASON HIGHS

Innings: 6.0, at TAMU (4/13)
Hits: 4, two times
Runs: 3, two times
Earned Runs: 2, two times
Strikeouts: 4, three times
Walks: 4, two times
Pitches: 93, at TAMU (4/13)

23 • PEYTON GLAVINE LHP

5-11 • 176 • SO • Alpharetta, Ga. • Blessed Trinity
 • Didn't allowed a run and struck out seven batters in his first five appearances and 4.0 IP this season

CAREER STATISTICS

YEAR	ERA	W-L	G/S	IP	H	R	ER	BB	K	BAA
2018	27.00	0-0	5/0	3.0	10	9	9	2	5	.526
2019	1.59	0-0	6/0	5.2	6	1	1	4	9	.261
TOTAL	10.38	0-0	11/0	8.2	16	10	10	6	14	.381

CAREER HIGHS

Innings: 1.2, at Mississippi State (3/23/19)
Hits: 5, vs. Northeastern (3/10/18)
Runs: 6, vs. Northeastern (3/10/18)
Earned Runs: 6, vs. Northeastern (3/10/18)
Strikeouts: 3, vs. Longwood (2/17/18)
Walks: 2, vs. AAMU (2/20/19)
Pitches: 35, vs. AAMU (2/20/19)

SEASON HIGHS

Innings: 1.2, at MSU (3/23)
Hits: 3, two times
Runs: 1, at MSU (3/23)
Earned Runs: 1, at MSU (3/23)
Strikeouts: 2, four times
Walks: 2, vs. AAMU (2/20)
Pitches: 35, vs. AAMU (2/20)

36 • KYLE GRAY LHP

5-10 • 205 • R-JR • Austin, Texas • Blinn
 • Earned his first win in an Auburn uniform after throwing the final 1.2 scoreless innings in the series finale vs. Tennessee (3/17)
 • Ranked in the top-50 in the NJCAA in strikeouts and K/9.0 in 2018

CAREER STATISTICS

YEAR	ERA	W-L	G/S	IP	H	R	ER	BB	K	BAA
2017*	7.85	0-0	11/--	18.1	27	16	16	9	25	--
2018*	2.73	7-1	12/--	66.0	56	25	20	19	91	--
2019	7.30	1-3	10/2	12.1	12	12	10	12	8	.255

CAREER HIGHS

Innings: 7.0, four times*
Hits: 9, at Alvin (4/20/18)*
Runs: 6, two times*
Earned Runs: 6, two times*
Strikeouts: 12, vs. Laredo (3/24/18)*
Walks: 4, vs. Temple (2/16/18)*
Pitches: --
 *JUCO

SEASON HIGHS

Innings: 3.0, vs. GS (2/17)
Hits: 3, at UCF (2/23)
Runs: 4, at UCF (2/23)
Earned Runs: 4, at UCF (2/23)
Strikeouts: 3, vs. GS (2/17)
Walks: 3, vs. Arkansas (4/6)
Pitches: 69, vs. GS (2/17)

20 • CODY GREENHILL RHP

6-4 • 216 • SO • Russellville, Ala. • Russellville
 • Leads the team and ranks tied for third in the SEC in saves
 • Five of his eight saves have come on the road, including four on the road in SEC play
 • Hasn't allowed a run in five appearances and 8.2 innings
 • Earned a spot on the 2019 NCBAWA Stopper of the Year Award watch list

CAREER STATISTICS

YEAR	ERA	W-L	G/S	IP	H	R	ER	BB	K	BAA
2018	2.30	6-3	21/0	58.2	53	17	15	19	55	.242
2019	2.83	0-1	15/0	28.2	24	10	9	7	23	.222
TOTAL	2.47	6-4	36/0	87.1	77	27	24	26	78	.235

CAREER HIGHS

Innings: 5.0, at Florida (4/27/18)
Hits: 7, at Mississippi State (3/24/19)
Runs: 5, at Mississippi State (3/24/19)
Earned Runs: 5, at Mississippi State (3/24/19)
Strikeouts: 5, two times
Walks: 3, vs. Georgia State (2/20/18)
Pitches: 86, at N.C. State (6/3/18)

SEASON HIGHS

Innings: 3.0, vs. Arkansas (4/5)
Hits: 7, at MSU (3/24)
Runs: 5, at MSU (3/24)
Earned Runs: 5, at MSU (3/24)
Strikeouts: 4, three times
Walks: 2, two times
Pitches: 54, vs. Arkansas (4/5)

8 • BAILEY HORN LHP

6-2 • 212 • R-SO • West, Texas • McLennan
 • Earned his first win in an Auburn uniform after throwing 3.0 scoreless and hitless innings at UAB (3/19)
 • Rated a top-75 junior college prospect by Perfect Game
 • Eleven months removed from partial TJ surgery

CAREER STATISTICS

YEAR	ERA	W-L	G/S	IP	H	R	ER	BB	K	BAA
2017*	3.86	7-0	15/--	77.0	68	44	33	34	77	--
2019	9.53	1-0	8/2	11.1	16	13	12	6	6	.327

CAREER HIGHS

Innings: 7.1, vs. Grayson (3/8/17)*
Hits: 7, two times*
Runs: 6, vs. San Jac-North (5/30/17)*
Earned Runs: 6, vs. San Jac (5/30/17)*
Strikeouts: 8, at North Central Texas (4/19/17)*
Walks: 4, three times*
Pitches: --
 *JUCO

SEASON HIGHS

Innings: 3.0, two times
Hits: 5, at UCF (2/24)
Runs: 4, two times
Earned Runs: 4, at UCF (2/24)
Strikeouts: 2, at UAB (3/19)
Walks: 2, at MSU (3/24)
Pitches: 52, vs. GS (2/17)

33 • WILL MORRISON RHP

6-2 • 180 • FR • Cullman, Ala. • Cullman
 • Hasn't allowed a run in a season-high 6.2 innings
 • Posted a 2.16 ERA in his last four appearances and 8.1 IP
 • Named the 2018 6A Pitcher of the Year by AL.com
 • Two-time Collegiate Baseball First Team High School All-American

CAREER STATISTICS

YEAR	ERA	W-L	G/S	IP	H	R	ER	BB	K	BAA
2019	4.02	0-0	11/0	15.2	13	7	7	5	10	.236

SEASON HIGHS

Innings: 3.0, two times
Hits: 4, vs. Arkansas (4/6)
Runs: 2, two times
Earned Runs: 2, two times
Strikeouts: 5, vs. AAMU (2/19)
Walks: 1, five times
Pitches: 50, vs. Arkansas (4/6)

44 • JACK OWEN LHP

6-2 • 174 • SO • Aliso Viejo, Calif. • JSerra Catholic
 • Missed the last four weekends with fatigue in his throwing shoulder
 • Named the SEC Pitcher of the Week after throwing the first complete-game shutout of his career vs. UTSA (3/9)
 • Didn't allow an earned run in a record 28.2 IP dating back to last season before giving up a solo HR vs. UT (3/16)

CAREER STATISTICS

YEAR	ERA	W-L	G/S	IP	H	R	ER	BB	K	BAA
2018	5.97	2-2	14/7	34.2	43	24	23	16	35	.312
2019	0.31	3-0	5/3	29.0	16	2	1	2	33	.162
TOTAL	3.39	5-2	19	10	1	1	1	2	63.2	.249

CAREER HIGHS

Innings: 9.0, vs. UTSA (3/9/19)
Hits: 9, at Georgia Tech (3/20/18)
Runs: 6, at Georgia Tech (3/20/18)
Earned Runs: 6, at Georgia Tech (3/20/18)
Strikeouts: 10, vs. Cincinnati (3/2/19)
Walks: 2, five times
Pitches: 98, vs. UTSA (3/9/19)

SEASON HIGHS

Innings: 9.0, vs. UTSA (3/9)
Hits: 4, two times
Runs: 1, two times
Earned Runs: 1, vs. UT (3/16)
Strikeouts: 10, vs. UC (3/2)
Walks: 2, vs. GS (2/17)
Pitches: 98, vs. UTSA (3/9)

31 • BLAKE SCHILLECI LHP

5-10 • 198 • SR • Birmingham, Ala. • Wallace-Hanceville
 • Pitched a career-high 3.2 innings and struck out a career-best four batters vs. Georgia Tech (4/2)
 • Retired the first nine batters he faced in the outing

CAREER STATISTICS

YEAR	ERA	W-L	G/S	IP	H	R	ER	BB	K	BAA
2018	9.53	0-0	6/0	5.2	8	6	6	3	3	.333
2019	7.11	0-0	4/0	6.1	5	5	5	4	8	.208
TOTAL	8.25	0-0	10/0	12.0	13	11	11	7	11	.271

CAREER HIGHS

Innings: 3.2, vs. Georgia Tech (4/2/19)
Hits: 3, two times
Runs: 4, vs. Georgia Tech (4/2/19)
Earned Runs: 4, vs. Georgia Tech (4/2/19)
Strikeouts: 4, vs. Georgia Tech (4/2/19)
Walks: 3, vs. Georgia Tech (4/2/19)
Pitches: 64, vs. Georgia Tech (4/2/19)

SEASON HIGHS

Innings: 3.2, vs. GT (4/2)
Hits: 3, at TAMU (4/12)
Runs: 4, vs. GT (4/2)
Earned Runs: 4, vs. GT (4/2)
Strikeouts: 4, vs. GT (4/2)
Walks: 3, vs. GT (4/2)
Pitches: 64, vs. GT (4/2)

29 • CARSON SKIPPER LHP

6-3 • 195 • FR • Trussville, Ala. • Hewitt-Trussville
 • Three-time ASWA 7A First Team All-State honoree
 • 2018 AL.com All-Birmingham Player of the Year

CAREER STATISTICS

YEAR	ERA	W-L	G/S	IP	H	R	ER	BB	K	BAA
2019	7.16	3-2	13/6	27.2	36	26	22	15	31	.308

SEASON HIGHS

Innings: 4.2, vs. UTSA (3/9)
Hits: 5, three times
Runs: 5, two times
Earned Runs: 5 vs. Arkansas (4/5)
Strikeouts: 8, vs. AAMU (2/19)
Walks: 3, two times
Pitches: 78, vs. Arkansas (4/5)

40 • GARRETT WADE LHP

6-2 • 205 • FR • Hartselle, Ala. • Hartselle
 • Has made six straight midweek starts
 • Named a 2017 Under Armour All-American and the 2018 Alabama Gatorade Player of the Year
 • Drafted in the 38th rd of the 2018 MLB Draft by Tampa Bay

CAREER STATISTICS

YEAR	ERA	W-L	G/S	IP	H	R	ER	BB	K	BAA
2019	5.47	3-0	10/6	26.1	26	18	16	24	34	.263

SEASON HIGHS

Innings: 5.0, two times
Hits: 6, vs. JSU (4/9)
Runs: 5, vs. JSU (4/9)
Earned Runs: 5, vs. JSU (4/9)
Strikeouts: 8, two times
Walks: 5, vs. UA (3/26)
Pitches: 91, at USA (3/12)

37 • RYAN WATSON RHP

6-5 • 215 • JR • Auburn, Ala. • Auburn
 • Has struck out 12 and issued one walk in his last five appearances and 8.1 innings pitched
 • Has allowed just one earned run during the span
 • Didn't allow a run in a career-best 6.1 innings (3/30-4/9)

CAREER STATISTICS

YEAR	ERA	W-L	G/S	IP	H	R	ER	BB	K	BAA
2017	5.17	1-1	22/2	31.1	39	21	18	11	22	.298
2018	4.76	0-0	7/2	11.1	13	6	6	5	9	.310
2019	5.03	0-1	12/0	19.2	21	11	11	5	17	.288
TOTAL	5.05	1-2	41/4	62.1	73	38	35	21	48	.297

CAREER HIGHS

Innings: 3.1, three times
Hits: 5, two times
Runs: 5, at Mississippi State (3/23/19)
Earned Runs: 5, at Mississippi State (3/23/19)
Strikeouts: 4, two times
Walks: 3, vs. Memphis (3/14/18)
Pitches: 60, vs. Memphis (3/14/18)

SEASON HIGHS

Innings: 3.1, vs. GS (2/16)
Hits: 4, at MSU (2/23)
Runs: 5, at MSU (3/23)
Earned Runs: 5, at MSU (3/23)
Strikeouts: 4, two times
Walks: 2, at MSU (3/23)
Pitches: 44, vs. GS (2/16)

BIG INNINGS

Innings with four or more runs

AUBURN - 14

Date	Opponent	Inn.	Batters	R	H	E	Score
2/15	Georgia Southern	1	10	5	4	1	5-1
2/16	Georgia Southern	3	8	4	4	1	4-0
2/19	Alabama A&M	3	9	4	2	2	5-1
2/24	at UCF	4	7	4	4	0	9-6
3/2	Cincinnati (G2)	1	8	4	2	1	4-2
3/5	UT Martin	3	9	4	6	0	5-6
3/8	UTSA	3	8	4	3	1	4-0
3/9	UTSA (G2)	1	8	5	5	0	5-0
3/16	Tennessee	5	9	4	3	0	5-1
3/19	at UAB	5	13	8	5	1	8-4
3/24	at Mississippi State	3	9	4	6	0	4-2
3/24	at Mississippi State	4	11	7	6	2	11-5
3/31	at South Carolina	2	9	6	3	0	6-1
4/13	at Texas A&M	9	9	4	4	0	7-0

Record with a big inning: 11-2
Record without a big inning: 13-10

OPPONENT - 12

Date	Opponent	Inn.	Batters	R	H	E	Score
2/24	at UCF	2	8	4	5	1	3-5
3/19	at UAB	2	8	4	2	1	0-4
3/22	at Mississippi State	1	9	4	3	0	0-4
3/23	at Mississippi State	1	10	5	4	2	0-5
3/23	at Mississippi State	8	11	7	6	0	2-15
3/24	at Mississippi State	5	7	4	3	0	11-10
3/24	at Mississippi State	8	8	5	4	0	15-20
4/2	GEORGIA TECH	4	9	4	2	0	5-3
4/2	GEORGIA TECH	8	9	4	2	0	9-3
4/9	JACKSONVILLE STATE	4	9	6	6	0	6-6
4/9	JACKSONVILLE STATE	7	10	5	2	0	6-11
4/14	at Texas A&M	4	7	4	4	0	1-4

Record when allowing a big inning: 3-5
Record when not allowing a big inning: 21-7

AUBURN IN THE NATIONAL AND SEC RANKINGS

(As of Apr. 15)

TEAM	TOTAL	NCAA	SEC
Shutouts	7	2	2
H/9.0 IP	7.99	42	9
32 TANNER BURNS	TOTAL	NCAA	SEC
Strikeouts	76	15	4
WHIP	0.86	21	3
K/9.0 IP	12.00	35	7
K-BB ratio	5.85	36	8
H/9.0 IP	5.68	39	6
Complete Games	1	42	1
20 CODY GREENHILL	TOTAL	NCAA	SEC
Saves	8	13	3
10 EDOUARD JULIEN	TOTAL	NCAA	SEC
Walks	29	45	3
44 JACK OWEN	TOTAL	NCAA	SEC
Complete Games	1	42	1

GAMEDAY EXPERIENCE: SAMFORD STADIUM-HITCHCOCK FIELD AT PLAINSMAN PARK

» Auburn's baseball home for the past 68 seasons, Samford Stadium-Hitchcock Field at Plainsman Park seats 4,096, including 3,227 chairback seats. Auburn's baseball field has been called a renaissance of Camden Yard proportions and received a new 24x64 foot video board, sound system and lighting prior to 2017.



PITCHING CAREERS

ELLIOTT ANDERSON'S CAREER APPEARANCES

*- Starter

2017 - FRESHMAN YEAR

Date	Opp (Res.)	DEC	QS	IP	H	R	ER	BBSO	HR	ERA	NP
2/17	GEORGE WASHINGTON (W, 9-0)	-	-	1.0	0	0	0	0	1	0.00	9
2/22	FLORIDA A&M (W, 12-8)	-	-	0.0	2	3	3	2	0	27.00	14
3/3	LIPSCOMB (W, 8-0)	-	-	0.1	1	0	0	1	1	20.25	20
3/7	SOUTH ALABAMA (L, 3-14)	-	-	0.2	3	4	4	2	1	31.50	22
3/10	PRESBYTERIAN (L, 8-11)	-	-	0.2	0	0	0	0	0	23.62	2
3/15	JACKSONVILLE STATE (W, 10-1)	-	-	2.0	3	0	0	1	0	13.50	25
4/25	TROY (L, 2-5)	-	-	1.2	2	0	0	2	0	9.95	22
4/29	at #7 Mississippi State (W, 5-3)	W	-	2.1	4	1	1	0	1	8.31	36
5/7	ALABAMA (L, 9-11)	-	-	0.2	0	0	0	1	0	7.71	11
5/9	at UAB (L, 2-8)	-	-	1.1	2	1	1	1	1	7.59	31
5/12	at #10 LSU (L, 3-5)	-	-	0.1	1	0	0	0	0	7.36	3
5/20	OLE MISS (L, 4-8)	-	-	1.1	1	0	0	1	0	6.57	19
5/24	vs. #4 Florida (L, 4-5)	-	-	0.0	0	0	0	1	0	6.57	5
6/5	at #16 Florida State (L, 0-6)	-	-	0.1	1	0	0	0	0	6.39	8

2018 - SOPHOMORE YEAR

Date	Opp (Res.)	DEC	QS	IP	H	R	ER	BBSO	HR	ERA	NP
2/18	LONGWOOD (W, 3-0)	-	-	2.0	1	0	0	1	2	0.00	31
2/21	TROY (W, 6-5)	-	-	0.1	3	3	0	1	0	0.00	21
2/24	BRYANT (W, 13-4)	W	-	2.1	0	0	0	0	0	0.00	34
2/27	at #15 South Alabama (W, 7-6)	W	-	1.0	1	2	2	1	2	3.18	19
3/2	BYU (W, 4-3)	-	-	0.0	1	0	0	0	0	3.18	2
3/6	at UAB (W, 11-8)	-	-	1.0	2	2	0	1	0	2.70	21
3/13	GEORGIA TECH (W, 12-7)	W	-	3.1	2	3	3	1	3	4.50	45
3/17	#6 TEXAS A&M (W, 11-5)	-	-	1.0	2	1	1	1	1	4.91	26
3/20	at Georgia Tech (L, 6-4)	-	-	2.0	2	0	0	2	4	4.15	45
3/23	at #8 Kentucky (L, 5-4)	-	-	0.0	0	0	0	0	0	4.15	1
3/25	at #8 Kentucky (L, 13-3)	-	-	0.0	1	2	2	1	0	5.54	13
3/27	vs. Alabama (W, 5-2)	-	-	0.0	0	0	0	1	0	5.54	5
4/3	ALABAMA A&M (W, 19-5)	W	-	1.2	0	0	0	1	0	4.91	18
4/10	at Samford (L, 12-3)	-	-	1.2	0	1	0	1	1	4.41	28
4/14	MISSISSIPPI STATE (L, 7-2)	-	-	1.0	0	0	0	1	1	4.15	20
4/17	UAB (W, 12-2)	W	-	4.0	0	0	0	1	7	3.37	48
4/24	SAMFORD (W, 7-2)	-	-	3.2	3	0	0	1	4	2.88	51
4/26	at #1 Florida (L, 3-1)	-	-	0.2	1	0	0	1	1	2.81	16
5/5	#17 VANDERBILT (W, 11-5)	-	-	0.2	2	1	1	1	0	3.08	10
5/10	at #5 Ole Miss (L, 5-4)	-	-	0.2	1	0	0	0	0	3.00	10
5/11	at #5 Ole Miss (L, 8-3)	-	-	1.0	1	1	1	0	1	3.21	15
5/15	at Troy (L, 9-5)	-	-	0.1	2	2	2	0	1	3.81	9
5/25	vs. #4 Ole Miss (L, 7-0)	-	-	0.1	0	0	0	1	0	3.77	4
6/2	vs. Army (W, 12-1)	-	-	1.0	1	0	0	2	0	3.64	18

2019 - JUNIOR YEAR

Date	Opp (Res.)	DEC	QS	IP	H	R	ER	BBSO	HR	ERA	NP
2/15	GEORGIA SOUTHERN (W, 11-2)	W	-	4.0	2	0	0	0	7	0.00	45
2/19	ALABAMA A&M (W, 10-1)	-	-	2.0	1	0	0	0	2	0.00	29
2/22	at UCF (W, 4-1)	-	-	2.0	3	0	0	2	2	0.00	42
2/24	at UCF (W, 13-9)	-	-	1.0	0	0	0	0	0	0.00	9
3/3	CINCINNATI (W, 9-5)	W	-	4.1	3	1	1	1	6	0.68	69
3/8	UTSA (W, 6-0)	-	-	2.0	0	0	0	0	0	0.59	19
3/12	at South Alabama (W, 6-2)	-	-	2.0	3	0	0	0	6	0.52	38
3/15	#21 TENNESSEE (W, 2-0)	W	-	0.1	0	0	0	1	0	0.51	6
3/16	#21 TENNESSEE (W, 5-2)	-	-	1.1	2	0	0	1	1	0.47	27
3/22	at #4 Mississippi State (W, 6-5)	W	-	0.2	0	0	0	1	0	0.46	12
3/24	*at #4 Mississippi State (L, 15-20)	-	-	2.2	6	5	4	1	2	2.01	55
3/29	at South Carolina (W, 4-2)	-	-	1.1	0	0	0	1	0	1.90	15
3/30	at South Carolina (L, 0-4)	-	-	0.2	0	2	0	3	0	1.85	24
4/5	#9 ARKANSAS (W, 6-3)	W	-	1.1	0	0	0	0	0	1.75	14
4/5	#9 ARKANSAS (L, 6-9)	-	-	2.0	3	1	1	1	3	1.95	32
4/9	JACKSONVILLE STATE (L, 6-11)	L	-	0.2	2	4	4	2	1	3.18	28
4/14	at #12 Texas A&M (L, 1-4)	-	-	4.2	2	1	1	1	5	3.00	72

TANNER BURNS' CAREER APPEARANCES

*- Starter

2018 - FRESHMAN YEAR

Date	Opp (Res.)	DEC	QS	IP	H	R	ER	BBSO	HR	ERA	NP
2/18	*LONGWOOD (W, 3-0)	W	-	5.0	4	0	0	0	6	0.00	64
2/24	*BRYANT (W, 3-1)	-	X	7.0	2	1	1	2	8	0.75	96
3/3	*BYU (W, 9-5)	W	-	5.0	4	1	1	2	4	1.06	79
3/10	*NORTHEASTERN (L, 2-1)	L	-	4.1	5	2	2	4	5	1.69	84
3/18	*#6 TEXAS A&M (L, 5-1)	L	-	5.0	5	3	2	3	4	2.05	84
3/25	*at #8 Kentucky (L, 13-3)	L	-	2.0	4	4	3	2	1	2.86	50
4/1	*#24 MISSOURI (L, 5-0)	L	-	5.0	1	4	0	3	6	1.24	94
4/8	*at #5 Arkansas (L, 5-4)	-	X	6.0	4	2	1	2	7	2.29	94
4/15	*MISSISSIPPI STATE (W, 7-5)	-	-	4.2	5	3	3	1	4	2.66	71
4/21	*at Alabama (W, 5-0)	W	X	7.0	4	0	0	1	7	2.29	99
4/27	*at #1 Florida (W, 11-5)	-	-	4.0	3	3	3	2	6	2.62	85
5/5	*#17 VANDERBILT (W, 11-5)	W	-	5.0	5	4	4	2	5	3.00	79
5/12	*at #5 Ole Miss (L, 10-3)	-	-	1.2	3	3	3	1	0	3.36	40
5/17	*LSU (W, 11-4)	W	X	6.0	6	4	2	2	4	3.33	97
5/23	*vs. #4 Ole Miss (W, 9-3)	W	X	7.0	6	3	1	2	3	3.13	105
6/1	*vs. Northeastern (W, 13-4)	W	X	6.0	7	3	2	1	2	3.12	96
6/10	*vs. #1 Florida (W, 3-2)	-	X	6.0	5	1	1	4	3	3.01	97

2019 - SOPHOMORE YEAR

Date	Opp (Res.)	DEC	QS	IP	H	R	ER	BBSO	HR	ERA	NP	
2/16	*GEORGIA SOUTHERN (L, 5-7)	-	-	5.0	3	1	1	1	7	0	1.80	74
2/22	*at UCF (W, 4-1)	W	-	5.2	2	1	1	2	7	0	1.69	96
3/1	*CINCINNATI (W, 5-0)	W	X	9.0	2	0	0	0	15	0	0.92	104
3/8	*UTSA (W, 6-0)	W	X	7.0	4	0	0	1	10	0	0.68	99
3/15	*#21 TENNESSEE (W, 2-0)	-	-	6.2	4	0	0	1	9	0	0.54	111
3/22	*at #4 Mississippi State (W, 6-5)	-	-	5.0	5	5	4	3	4	0	1.41	100
3/29	*at South Carolina (W, 4-2)	W	X	6.2	4	2	1	2	7	1	1.40	115
4/5	*#9 ARKANSAS (W, 6-3)	-	X	6.0	7	3	3	2	10	1	1.76	106
4/12	*at #12 Texas A&M (L, 0-4)	L	X	6.0	5	3	3	1	7	0	2.05	95

DAVIS DANIEL'S CAREER APPEARANCES

*- Starter

2017 - FRESHMAN YEAR

Date	Opp (Res.)	DEC	QS	IP	H	R	ER	BB	SO	HR	ERA	NP
2/19	*GEORGE WASHINGTON (W, 4-3)	-	-	4.1	7	2	2	0	3	0	4.15	75
2/26	*HOLY CROSS (W, 13-4)	-	-	4.1	5	2	2	0	6	1	4.15	72
3/5	*LIPSCOMB (L, 7-8)	-	-	1.1	5	5	5	2	1	0	8.10	45
3/8	*KENNESAW STATE (W, 6-4)	-	-	2.0	1	0	0	0	1	0	6.75	19
3/12	*PRESBYTERIAN (W, 8-0)	W	X	6.0	3	0	0	2	8	0	4.50	92
3/19	*#5 FLORIDA (W, 6-5)	-	-	2.1	3	4	4	1	0	0	5.75	45
3/26	*at Georgia (W, 4-1)	W	X	6.0	4	0	0	1	6	0	4.44	-
4/1	*#6 SOUTH CAROLINA (L, 0-7)	L	-	5.1	4	4	4	2	4	0	4.83	93
4/9	*at Texas A&M (L, 1-3)	L	-	5.1	9	3	3	1	5	0	4.86	90
4/15	*at Tennessee (W, 8-1)	W	X	8.0	3	0	0	3	5	0	4.00	101
4/22	*#16 ARKANSAS (L, 3-7)	-	-	5.0	5	3	3	2	3	1	4.14	92
4/29	*at #7 Mississippi State (W, 17-8)	-	-	4.1	6	7	7	2	1	3	4.97	81
5/7	*ALABAMA (L, 9-11)	-	-	4.0	5	3	3	1	5	1	5.09	67
5/13	at #10 LSU (L, 1-9)	-	-	1.1	0	2	2	3	0	0	5.28	29
5/19	*OLE MISS (W, 9-1)	W	X	6.1	4	1	1	3	8	0	4.91	106
5/25	*vs. #13 Arkansas (L, 0-12)	L	-	3.1	6	7	7	2	5	2	5.58	65
6/4	*at #16 Florida State (L, 7-8)	-	-	1.0	5	4	3	1	0	0</		

PEYTON GLAVINE'S CAREER APPEARANCES

2018 - FRESHMAN YEAR												
Date	Opp (Res.)	DEC	QS	IP	H	R	ER	BB	SO	HR	ERA	NP
2/17	LONGWOOD (W, 25-1)	-	-	1.0	0	0	0	0	3	0	0.00	15
2/23	BRYANT (W, 15-7)	-	-	1.0	0	0	0	1	1	0	0.00	26
3/3	BYU (W, 9-5)	-	-	0.2	4	3	3	0	0	0	10.12	18
3/10	NORTHEASTERN (W, 14-8)	-	-	0.0	5	6	6	1	0	0	30.38	19
3/25	at #8 Kentucky (L, 13-3)	-	-	0.1	1	0	0	0	1	0	27.00	9

2019 - SOPHOMORE YEAR

Date	Opp (Res.)	DEC	QS	IP	H	R	ER	BB	SO	HR	ERA	NP
2/16	GEORGIA SOUTHERN (L, 5-7)	-	-	0.2	0	0	0	0	1	0	0.00	11
2/20	ALABAMA A&M (W, 10-2)	-	-	1.0	3	0	0	2	2	0	0.00	35
3/9	UTSA (W, 8-3)	-	-	1.0	0	0	0	0	2	0	0.00	12
3/17	#21 TENNESSEE (W, 5-3)	-	-	0.1	0	0	0	1	0	0	0.00	8
3/19	at UAB (W, 13-5)	-	-	1.0	0	0	0	0	2	0	0.00	14
3/23	at #4 Mississippi State (L, 2-15)	-	-	1.2	3	1	1	1	2	0	1.59	34

KYLE GRAY'S CAREER APPEARANCES

2019 - REDSHIRT JUNIOR YEAR												
Date	Opp (Res.)	DEC	QS	IP	H	R	ER	BB	SO	HR	ERA	NP
2/17	*GEORGIA SOUTHERN (W, 4-3)	-	-	3.0	2	2	0	2	3	0	0.00	69
2/23	*at UCF (L, 1-6)	L	-	1.1	3	4	4	2	1	0	8.31	36
3/6	UT MARTIN (W, 2-0)	-	-	1.0	1	0	0	1	0	0	6.75	16
3/12	at South Alabama (W, 6-2)	-	-	2.0	1	1	1	1	2	1	5.79	30
3/17	#21 TENNESSEE (W, 5-3)	W	-	1.2	1	0	0	2	0	0	5.00	29
3/22	at #4 Mississippi State (W, 6-5)	-	-	1.1	1	0	0	0	0	0	4.35	18
3/24	at #4 Mississippi State (L, 15-20)	-	-	0.2	1	1	1	0	1	1	4.91	14
3/26	vs. Alabama (L, 3-6)	L	-	0.0	1	1	1	0	0	0	5.73	2
4/2	GEORGIA TECH (L, 3-9)	L	-	0.1	1	2	2	2	0	0	7.15	16
4/6	#9 ARKANSAS (L, 0-8)	-	-	1.0	0	1	1	3	0	0	7.30	27

CODY GREENHILL'S CAREER APPEARANCES

2018 - FRESHMAN YEAR												
Date	Opp (Res.)	DEC	QS	IP	H	R	ER	BB	SO	HR	ERA	NP
2/16	LONGWOOD (W, 6-0)	-	-	1.0	1	0	0	1	0	0	0.00	23
2/20	GEORGIA STATE (W, 3-2)	W	-	3.1	0	0	0	3	4	0	0.00	66
2/24	BRYANT (W, 13-4)	-	-	2.0	3	0	0	0	4	0	0.00	39
2/27	at #15 South Alabama (W, 7-6)	-	-	2.0	2	0	0	1	1	0	0.00	26
3/3	BYU (W, 9-5)	-	-	3.1	5	1	1	1	4	0	0.77	48
3/6	at UAB (W, 11-8)	-	-	2.0	0	0	0	0	3	0	0.66	20
3/10	NORTHEASTERN (L, 2-1)	-	-	4.2	1	0	0	1	4	0	0.49	59
4/3	ALABAMA A&M (W, 19-5)	-	-	1.0	1	0	0	0	1	0	0.47	15
4/8	at #5 Arkansas (L, 5-4)	L	-	1.2	1	1	1	2	1	0	0.86	33
4/15	MISSISSIPPI STATE (W, 7-5)	W	-	4.1	5	2	2	0	5	0	1.42	78
4/21	at Alabama (W, 5-0)	-	-	2.0	2	0	0	1	4	0	1.32	38
4/27	at #1 Florida (W, 11-5)	W	-	5.0	6	2	2	2	3	0	1.67	81
5/5	#17 VANDERBILT (W, 11-5)	-	-	3.1	1	0	0	2	3	0	1.51	44
5/12	at #5 Ole Miss (L, 10-3)	L	-	4.2	3	1	1	1	3	1	1.56	69
5/17	LSU (W, 11-4)	-	-	3.0	3	0	0	0	2	0	1.45	39
5/19	LSU (W, 14-5)	-	-	2.0	3	3	1	1	3	1	1.59	38
5/22	vs. Kentucky (W, 4-3[11])	W	-	3.0	3	0	0	0	2	0	1.49	36
5/25	vs. #4 Ole Miss (L, 7-0)	-	-	2.2	4	2	2	0	2	2	1.76	48
6/3	at #11 N.C. State (W, 15-7)	W	-	4.1	6	3	3	2	5	1	2.11	86
6/10	vs. #1 Florida (W, 3-2)	W	-	3.0	2	1	1	1	1	1	2.16	42
6/11	at #1 Florida (L, 3-2)	L	-	0.1	1	1	1	0	0	1	2.30	8

2019 - SOPHOMORE YEAR

Date	Opp (Res.)	DEC	QS	IP	H	R	ER	BB	SO	HR	ERA	NP
2/16	GEORGIA SOUTHERN (L, 5-7)	-	-	2.2	4	1	1	1	0	0	3.38	34
2/22	at UCF (W, 4-1)	-	-	1.1	0	0	0	0	1	0	2.25	18
3/2	CINCINNATI (W, 5-0)	-	-	2.0	0	0	0	1	1	0	1.29	27
3/5	UT MARTIN (W, 15-9)	-	-	2.0	1	1	0	0	0	0	2.00	15
3/9	UTSA (W, 8-3)	-	-	2.0	3	2	1	0	4	0	2.45	36
3/15	#21 TENNESSEE (W, 2-0)	-	-	2.0	0	0	0	0	4	0	2.08	26
3/17	#21 TENNESSEE (W, 5-3)	-	-	2.2	3	1	1	2	0	1	2.30	37
3/22	at #4 Mississippi State (W, 6-5)	-	-	2.0	1	0	0	0	2	0	2.04	23
3/24	at #4 Mississippi State (L, 15-20)	L	-	2.1	7	5	5	0	2	0	4.05	42
3/29	at South Carolina (W, 4-2)	-	-	1.0	0	0	0	0	1	0	3.86	20
3/31	at South Carolina (W, 7-5)	-	-	1.1	2	0	0	0	0	0	3.63	24
4/5	#9 ARKANSAS (W, 6-3)	-	-	1.0	0	0	0	0	2	0	3.47	14
4/5	#9 ARKANSAS (L, 6-9)	-	-	3.0	3	0	0	2	4	0	3.08	54
4/13	at #12 Texas A&M (W, 7-0)	-	-	2.1	0	0	0	1	2	0	2.83	31

BAILEY HORN'S CAREER APPEARANCES

2019 - REDSHIRT SOPHOMORE YEAR												
Date	Opp (Res.)	DEC	QS	IP	H	R	ER	BB	SO	HR	ERA	NP
2/17	GEORGIA SOUTHERN (W, 4-3)	-	-	3.0	2	0	0	1	0	0	0.00	52
2/24	*at UCF (W, 13-9)	-	-	1.0	5	4	4	0	0	1	9.00	30
3/5	*UT MARTIN (W, 15-9)	-	-	0.1	3	3	3	1	1	0	14.54	18
3/19	at UAB (W, 13-5)	W	-	3.0	0	0	0	1	2	0	8.59	34
3/24	at #4 Mississippi State (L, 15-20)	-	-	1.2	4	4	3	2	1	0	10.00	35
3/31	at South Carolina (W, 7-50)	-	-	1.2	2	2	2	0	1	2	10.12	26
4/2	GEORGIA TECH (L, 3-9)	-	-	0.2	0	0	0	0	1	0	9.53	16
4/6	#9 ARKANSAS (L, 0-8)	-	-	0.0	0	0	0	1	0	0	9.53	5

WILL MORRISON'S CAREER APPEARANCES

2019 - FRESHMAN YEAR												
Date	Opp (Res.)	DEC	QS	IP	H	R	ER	BB	SO	HR	ERA	NP
2/16	GEORGIA SOUTHERN (L, 5-7)	-	-	0.1	2	2	2	0	0	0	54.00	8
2/19	ALABAMA A&M (W, 10-1)	-	-	2.0	1	0	0	1	5	0	7.71	40
2/24	at UCF (W, 13-9)	-	-	2.0	1	1	1	0	0	1	6.23	23
3/6	UT MARTIN (W, 2-0)	-	-	0.2	1	0	0	1	1	0	5.40	21
3/19	at UAB (W, 13-5)	-	-	2.0	2	1	1	0	1	0	5.14	22
3/24	at #4 Mississippi State (L, 15-20)	-	-	0.1	0	0	0	0	0	0	4.91	1
3/26	vs. Alabama (L, 3-6)	-	-	0.0	0	1	1	0	0	0	6.14	4
4/2	GEORGIA TECH (L, 3-9)	-	-	1.1	2	0	0	1	1	0	5.29	24
4/6	#9 ARKANSAS (L, 0-8)	-	-	3.0	4	2	2	1	1	0	5.40	50
4/9	JACKSONVILLE STATE (L, 6-11)	-	-	3.0	0	0	0	0	0	0	4.30	28
4/12	at #12 Texas A&M (L, 0-4)	-	-	1.0	0	0	0	0	1	0	4.02	9

JACK OWEN'S CAREER APPEARANCES

2018 - FRESHMAN YEAR												
Date	Opp (Res.)	DEC	QS	IP	H	R	ER	BB	SO	HR	ERA	NP
2/17	LONGWOOD (W, 25-1)	-	-	1.0	1	1	1	2	1	0	9.00	29
3/3	BYU (W, 21-4)	-	-	3.0	2	0	0	0	1	0	2.25	33
3/13	GEORGIA TECH (W, 12-7)	-	-	3.0	2	0	0	1	5	0	1.29	45
3/20	*at Georgia Tech (L, 6-4)	L	-	3.1	9	6	6	2	3	1	6.10	56
3/27	*vs. Alabama (W, 5-2)	W	-	4.0	1	0	0	2	4	0	4.40	73
4/1	#24 MISSOURI (L, 5-0)	-	-	1.0	1	0	0	0	1	0	4.11	18
4/3	ALABAMA A&M (W, 19-5)	-	-	1.0	4	2	2	0	1	1	4.96	26
4/7	at #5 Arkansas (L, 13-2)	-	-	0.0	1	4	4	3	0	0	7.16	20
4/10	*at Samford (L 12-3)	L	-	1.0	5	4	4	0	0	1	8.83	23
4/24	*SAMFORD (W, 7-2)	W	-	5.1	6	2	2	0	5	0	7.54	77
5/8	*SOUTH ALABAMA (W, 10-4)	-	-	4.0	3	3	2	1	6	0	7.09	66
5/11	at #5 Ole Miss (L, 8-3)	-	-	1.0	1	0	0	0	1	0	6.83	10
5/15	*at Troy (L, 9-5)	-	-	4.1	5	1	1	2	6	0	6.19	93
5/22	*vs. Kentucky (W, 4-3 [11])	-	-	2.2	2	1	1	3	1	1	5.97	43

2019 - SOPHOMORE YEAR

Date	Opp (Res.)	DEC	QS	IP	H	R	ER	BB	SO	HR	ERA	NP
2/17	GEORGIA SOUTHERN (W, 4-3)	W										

RYAN WATSON'S CAREER APPEARANCES

*-Starter

2017 - FRESHMAN YEAR

Date	Opp (Res.)	DEC	QS	IP	H	R	ER	BB	SO	HR	ERA	NP
2/18	GEORGE WASHINGTON (L, 5-9)	-	-	0.2	2	1	1	0	1	0	13.50	10
2/26	HOLY CROSS (W, 13-4)	-	-	1.0	0	0	0	0	2	0	5.40	15
3/3	LIPSCOMB (W, 8-0)	-	-	1.0	0	0	0	0	2	0	3.38	16
3/5	LIPSCOMB (L, 7-8)	-	-	1.1	1	0	0	1	2	0	2.25	29
3/10	PRESBYTERIAN (L, 8-11)	-	-	0.0	1	1	1	0	0	0	4.50	2
3/11	PRESBYTERIAN (W, 7-5)	W	-	1.1	1	2	0	2	1	0	3.38	37
3/14	UAB (W, 4-0)	-	-	2.0	0	0	0	0	2	0	2.45	23
3/17	#5 FLORIDA (W, 14-3)	-	-	2.2	2	1	1	0	2	0	2.70	28
3/21	at Georgia Tech (W, 7-4)	-	-	1.2	0	0	0	1	0	0	2.31	17
3/24	at Georgia (W, 2-1)	-	-	1.0	2	1	1	0	0	0	2.84	-
3/28	vs. Alabama (W, 4-3)	-	-	2.2	1	0	0	2	3	0	2.35	43
4/2	*#6 SOUTH CAROLINA (W, 6-5)	-	-	2.0	4	1	1	0	1	0	2.60	33
4/8	at Texas A&M (L, 3-6)	-	-	1.0	3	1	1	1	0	0	2.95	23
4/11	at Samford (W, 16-15)	-	-	1.0	1	0	0	1	1	0	2.79	21
4/15	at Tennessee (W, 8-1)	-	-	1.0	2	1	1	0	1	1	3.10	16
4/18	at Kennesaw State (W, 15-7)	-	-	1.0	2	2	2	1	1	0	3.80	20
4/23	*#16 ARKANSAS (W, 11-6)	-	-	3.0	5	2	2	0	0	0	4.07	43
5/7	ALABAMA (L, 9-11)	L	-	1.1	2	2	1	0	2	0	4.21	27
5/9	at UAB (L, 2-8)	-	-	0.2	4	3	3	0	0	0	5.13	16
5/20	OLE MISS (L, 4-8)	-	-	1.0	0	0	0	0	0	0	4.94	15
5/25	vs. #13 Arkansas (L, 0-12)	-	-	2.2	3	1	1	2	1	0	4.80	50
6/5	at #16 Florida State (L, 0-6)	-	-	1.1	3	2	2	0	0	0	5.17	23

2018 - SOPHOMORE YEAR

Date	Opp (Res.)	DEC	QS	IP	H	R	ER	BB	SO	HR	ERA	NP
2/17	LONGWOOD (W, 25-1)	-	-	1.0	0	0	0	0	1	0	0.00	13
2/20	*GEORGIA STATE (W, 3-2)	-	-	3.1	5	2	2	0	2	0	4.70	47
3/6	at UAB (W, 11-8)	-	-	0.0	1	0	0	1	0	0	4.15	5
3/14	*MEMPHIS (W, 5-4)	-	-	3.1	4	3	3	3	2	0	5.87	60
3/20	at Georgia Tech (L, 6-4)	-	-	1.2	0	0	0	1	3	0	4.82	25
3/25	at #8 Kentucky (L, 13-3)	-	-	1.0	2	1	1	0	1	0	5.23	24
4/3	ALABAMA A&M (W, 19-5)	-	-	1.0	1	0	0	0	0	0	4.76	12

2019 - JUNIOR YEAR

Date	Opp (Res.)	DEC	QS	IP	H	R	ER	BBSO	HR	ERA	NP	
2/16	GEORGIA SOUTHERN (L, 5-7)	L	-	3.1	2	2	2	0	2	1	5.40	44
2/20	ALABAMA A&M (W, 10-20)	-	-	1.0	0	0	0	0	1	0	4.15	12
2/23	at UCF (L, 1-6)	-	-	2.1	3	1	1	0	0	0	4.05	33
3/5	UT MARTIN (W, 15-9)	-	-	2.0	2	1	1	1	1	0	4.15	31
3/17	#21 TENNESSEE (W, 5-3)	-	-	1.0	2	0	0	0	1	0	3.72	15
3/23	at #4 Mississippi State (L, 2-15)	-	-	1.0	4	5	5	2	0	0	7.59	30
3/26	vs. Alabama (L, 3-6)	-	-	0.2	2	1	1	1	0	0	7.94	21
3/30	at South Carolina (L, 0-4)	-	-	2.1	1	0	0	0	4	0	6.59	43
4/5	#9 ARKANSAS (L, 6-9)	-	-	2.2	1	0	0	0	4	0	5.51	43
4/9	JACKSONVILLE STATE (L, 6-11)	-	-	2.1	2	1	1	0	3	0	5.30	40
4/13	at #12 Texas A&M (W, 7-0)	-	-	0.2	1	0	0	1	0	0	5.12	10
4/14	at #12 Texas A&M (L, 1-4)	-	-	0.1	1	0	0	0	1	0	5.03	7

PITCHER PROFILES START-BY-START

14 • ELLIOTT ANDERSON LHP

DATE	OPP.	W-L	IP	H	R	ER	BB	SO	NP
3/24	at MSU	0-0	2.2	6	5	4	1	2	55

7 • TANNER BURNS RHP

DATE	OPP.	W-L	IP	H	R	ER	BB	SO	NP
2/16	GSU	0-0	5.0	3	1	1	1	7	74
2/22	at UCF	1-0	5.2	2	1	1	2	7	96
3/1	CINCINNATI	2-0	9.0	2	0	0	0	15	104
3/8	UTSA	3-0	4.0	4	0	0	1	10	99
3/15	TENNESSEE	3-0	6.2	4	0	0	1	9	111
3/22	at MSU	3-0	5.0	5	5	4	3	4	100
3/29	at USC	4-0	6.2	4	2	1	2	7	115
4/5	ARKANSAS	4-0	6.0	7	3	3	2	10	106
4/12	at TAMU	4-1	6.0	5	3	3	1	7	95

13 • DAVIS DANIEL RHP

DATE	OPP.	W-L	IP	H	R	ER	BB	SO	NP
2/15	GSU	0-0	2.0	4	2	1	0	4	47

43 • RICHARD FITTS RHP

DATE	OPP.	W-L	IP	H	R	ER	BB	SO	NP
4/6	ARKANSAS	0-1	4.1	5	5	5	3	2	74
4/14	at TAMU	0-2	3.0	5	3	3	0	2	56

18 • BROOKS FULLER LHP

DATE	OPP.	W-L	IP	H	R	ER	BB	SO	NP
2/20	AAMU	0-0	3.0	2	2	0	2	3	46
3/30	at USC	0-1	5.0	3	2	2	4	4	88
4/5	ARKANSAS	0-1	3.1	3	3	2	4	4	76
4/13	at TAMU	1-1	6.0	4	0	0	3	4	93

36 • KYLE GRAY LHP

DATE	OPP.	W-L	IP	H	R	ER	BB	SO	NP
2/17	GSU	0-0	3.0	2	2	0	2	3	69
2/23	at UCF	0-1	1.1	3	4	4	2	1	36

8 • BAILEY HORN LHP

DATE	OPP.	W-L	IP	H	R	ER	BB	SO	NP
2/24	at UCF	0-0	1.0	5	4	4	0	0	30
3/5	UT MARTIN	0-0	0.1	3	3	3	1	1	18

44 • JACK OWEN LHP

DATE	OPP.	W-L	IP	H	R	ER	BB	SO	NP
3/2	CINCINNATI	1-0	7.0	3	0	0	0	10	88
3/9	UTSA	2-0	9.0	4	0	0	0	7	98
3/16	TENNESSEE	2-0	4.0	2	1	1	0	4	55

29 • CARSON SKIPPER LHP

DATE	OPP.	W-L	IP	H	R	ER	BB	SO	NP
2/19	AAMU	1-0	4.0	2	1	0	0	8	67
3/2	CINCINNATI	1-0	3.0	5	4	3	0	4	59
3/9	UTSA	2-0	4.2	5	0	0	0	5	70
3/17	TENNESSEE	2-0	3.0	3	2	1	1	1	46
3/23	at MSU	2-1	0.2	5	5	4	2	1	35
3/31	at USC	2-1	1.0	4	3	3	2	1	43

40 • GARRETT WADE LHP

DATE	OPP.	W-L	IP	H	R	ER	BB	SO	NP
3/6	UT MARTIN	1-0	5.0	1	0	0	2	8	72
3/12	at USA	2-0	5.0	2	1	1	4	8	91
3/19	at UAB	2-0	1.2	3	4	3	4	2	40
3/26	vs. Alabama	2-0	3.2	4	3	2	5	4	69
4/2	GEORGIA TECH	2-0	3.0	5	3	3	3	3	60
4/9	JSU	2-0	3.0	6	5	5	3	2	66

SUPERLATIVES AND MISCELLANEOUS NOTES

STARTS BY POSITION

STARTING PITCHER		
Tanner Burns	9	7-2
Carson Skipper	6	5-1
Garrett Wade	6	3-3
Brooks Fuller	4	2-2
Jack Owen	3	3-0
Kyle Gray	2	1-1
Bailey Horn	2	2-0
Richard Fitts	2	0-2
Davis Daniel	1	1-0
Elliott Anderson	1	0-1

CATCHER		
Matt Scheffler	31	21-10
Chase Hall	5	3-2

FIRST BASE		
Rankin Woley	35	24-11
Brody Moore	1	0-1

SECOND BASE		
Ryan Bliss	34	22-12
Everett Lau	2	2-0

THIRD BASE		
Edouard Julien	35	23-12
Ed Johnson	1	1-0

SHORTSTOP		
Will Holland	34	22-12
Ryan Bliss	2	2-0

LEFT FIELD		
Judd Ward	35	23-12
Conor Davis	1	1-0

CENTER FIELD		
Kason Howell	36	24-12

RIGHT FIELD		
Steven Williams	36	24-12

DESIGNATED HITTER		
Conor Davis	31	19-12
Everett Lau	5	5-0

2019 AUBURN & OPPONENT HIGHS

TEAM BATTING	AUBURN	OPPONENT
Runs in a game	15, two times	20, at MSU (3/24)
Runs in an inning	8, [5th] at UAB (3/19)	7, [8th] at MSU (3/23)
Most Hits in a game	21, at MSU (3/24)	21, at MSU (3/24)
Fewest Hits in a game	3, vs. UTM (3/6)	2, UC (3/1)
Hits in an inning	6, three times	6, two times
2B in a game	4, three times	8, at MSU (3/24)
3B in a game	2, vs. AAMU (2/19)	1, three times
HR in a game	3, two times	4, UCF (2/24)
SB in a game	6, vs. UT (3/17)	4, UT (3/17)
LOB in a game	16, vs. ARK (4/5)	18, ARK (4/5)
K in a game	13, at SC (2/29)	20, ARK (4/5)
BB in a game	9, four times	11, ARK (4/5)

TEAM PITCHING	AUBURN	OPPONENT
K in a game	20, vs. ARK (4/5)	13, SC (3/29)
BB in a game	11, vs. ARK (4/5)	9, four times
Pitchers used	7, two times	8, UA (3/26)
Total Quality Starts	9	10

TEAM FIELDING	AUBURN	OPPONENT
Errors in a game	3, vs. GS (2/17)	4, two times
DP turned in a game	2, two times	3, vs. UT (3/16)

IND. BATTING	AUBURN	OPPONENT
Hits in a game	4, Holland vs. UTM (3/5)	5, Harford [UTM] (3/5)
Runs in a game	3, five times	4, three times
2B in a game	2, Woley vs. UC (3/1)	2, two times
3B in a game	1, six times	1, three times
HR in a game	2, Julien vs. AAMU (2/20)	2, Beaver [UCF] (2/24)
RBI in a game	5, Lau vs. UTM (3/5)	5, three times
XBH in a game	2, four times	2, eight times
SB in a game	2, seven times	2, Charleston [UT] (3/15)
BB in a game	3, four times	3, five times
HBP in a game	2, three times	2, two times
K in a game	4, Holland vs. ARK (4/5)	4, five times
Hitting Streak	10 g, Bliss (2/17-3/5)	3 g, 21 times
Consec. G w/HR	Williams (2/24-3/1)	Four times

IND. PITCHING	AUBURN	OPPONENT
K by a starter	15, Burns vs. UC (3/1)	8, Lloyd [SC] (3/29)
K by a reliever	8, Owen at UCF (2/23)	7, Magwood [JSU] (4/9)
BB by a starter	5, Wade va. UA (3/26)	5, Linginfelter [UT] (3/16)
BB by a reliever	3, seven times	5, two times
IP by a starter	9.0, two times	8.0, Doxakis [TAMU] (4/12)
IP by a reliever	5.0, Fitts at SC (3/31)	4.2, three times

MISCELLANEOUS	AUBURN
Biggest comeback win	5, two times
Biggest blown lead loss	6, two times
Largest margin of victory	9, two times
Largest margin of defeat	13, at MSU (3/23)
Longest game, Time	5:40, vs. ARK (4/5 - G2)
Longest game, Time (9 inn)	4:11, at MSU (3/24)
Shortest game, Time (9 inn)	2:20, UTSA (3/9 - G1)
Longest game, Innings	15, vs. ARK (4/5 - G2)
Largest crowd, Home	4,096, vs. GS (2/16)
Largest crowd, Road	12,343, at MSU (3/23)
Largest crowd, Neutral	7,896 vs. UA at Riverwalk Stadium (3/26)

STARTS BY ORDER

LEADOFF		
Will Holland	18	13-5
Judd Ward	18	11-7

2ND SPOT		
Steven Williams	16	12-4
Kason Howell	10	3-7
Will Holland	9	8-1
Rankin Woley	1	1-0

3RD SPOT		
Edouard Julien	17	11-6
Rankin Woley	14	8-6
Steven Williams	5	5-0

CLEANUP		
Rankin Woley	15	12-3
Edouard Julien	14	8-6
Conor Davis	5	2-3
Steven Williams	2	2-0

5TH SPOT		
Conor Davis	14	8-6
Ryan Bliss	7	6-1
Steven Williams	6	3-3
Edouard Julien	4	4-0
Rankin Woley	3	2-1
Matt Scheffler	1	0-1
Judd Ward	1	1-0

6TH SPOT		
Conor Davis	13	10-3
Ryan Bliss	12	8-4
Everett Lau	3	3-0
Steven Williams	3	1-2
Rankin Woley	2	1-1
Kason Howell	1	1-0
Matt Scheffler	1	0-1
Judd Ward	1	0-1

7TH SPOT		
Kason Howell	17	13-4
Ryan Bliss	12	9-3
Will Holland	5	1-4
Everett Lau	1	1-0
Steven Williams	1	0-1

8TH SPOT		
Judd Ward	14	11-3
Kason Howell	8	7-1
Ryan Bliss	5	1-4
Everett Lau	3	3-0
Steven Williams	3	1-2
Chase Hall	1	1-0
Will Holland	1	0-1
Matt Scheffler	1	0-1

9TH SPOT		
Matt Scheffler	28	21-7
Chase Hall	4	2-2
Will Holland	1	0-1
Ed Johnson	1	1-0
Brody Moore	1	0-1
Judd Ward	1	0-1

PITCHING NOTES

2019 BULLPEN BY NUMBERS

Total App.....	107
Saves/Opp.....	11/15
IR/IRS.....	96/44
BA Against.....	.236
ERA.....	3.72

SAVES/OPP

Elliott Anderson.....	0/1
Richard Fitts.....	0/1
Brooks Fuller.....	1/1
Cody Greenhill.....	8/10
Carson Skipper.....	2/2

INHERITED RUNNERS/SCORED

Elliott Anderson.....	8/5
Richard Fitts.....	9/4
Brooks Fuller.....	9/3
Peyton Glavine.....	3/1
Kyle Gray.....	6/3
Cody Greenhill.....	13/4
Bailey Horn.....	5/2
Will Morrison.....	11/5
Jack Owen.....	2/1
Carson Skipper.....	8/5
Garrett Wade.....	3/3
Ryan Watson.....	18/8

1ST BATTER FACED/RETIRED

Elliott Anderson.....	16/8
Richard Fitts.....	9/5
Brooks Fuller.....	7/5
Kyle Gray.....	8/7
Cody Greenhill.....	15/10
Peyton Glavine.....	6/4
Bailey Horn.....	6/3
Will Morrison.....	11/7
Jack Owen.....	2/1
Blake Schilleci.....	4/3
Carson Skipper.....	7/4
Garrett Wade.....	4/0
Ryan Watson.....	12/9

RELIEF ERA

Jack Owen.....	0.00
Peyton Glavine.....	1.59
Elliott Anderson.....	2.08
Brooks Fuller.....	2.63
Cody Greenhill.....	2.83
Richard Fitts.....	3.50
Garrett Wade.....	3.60
Will Morrison.....	4.02
Bailey Horn.....	4.50
Ryan Watson.....	5.03
Kyle Gray.....	6.75
Blake Schilleci.....	7.11
Carson Skipper.....	8.74

BP SCORELESS IP (current/long)

Elliott Anderson.....	4.2	15.2
Davis Daniel.....	5.2	5.2
Richard Fitts.....	--	11.1
Brooks Fuller.....	--	5.0
Peyton Glavine.....	1.2	4.1
Kyle Gray.....	--	3.0
Cody Greenhill.....	8.2	11.0
Ryan Hoerter.....	2.0	2.0
Bailey Horn.....	0.2	6.2
Will Morrison.....	6.2	6.2
Jack Owen.....	3.1	7.1
Blake Schilleci.....	--	4.2
Carson Skipper.....	--	3.1
Garrett Wade.....	1.0	4.0
Ryan Watson.....	2.2	6.1

2019 Auburn Baseball
Team Game-by-Game for Auburn (as of Apr 15, 2019)
Pitching (All games)

Date	Opponent	ip	h	r	er	bb	so	2b	3b	hr	wp	bk	hbp	dp	ibb	score	w-l	sv	era
Feb 15	GEORGIA SOUTHE	9.0	9	2	1	1	12	2	0	0	0	0	0	0	0	11-2	1-0	1	1.00
Feb 16	GEORGIA SOUTHE	13.0	12	7	7	3	11	1	0	2	4	0	1	1	1	5-7	1-1	1	3.27
Feb 17	GEORGIA SOUTHE	13.0	10	3	1	6	7	1	0	0	1	0	2	1	2	4-3	2-1	1	2.31
Feb 19	ALABAMA A&M	9.0	4	1	0	1	17	2	0	0	0	0	2	0	0	10-1	3-1	1	1.84
Feb 20	ALABAMA A&M	9.0	8	2	0	5	10	2	0	0	1	0	0	1	0	10-2	4-1	1	1.53
Feb 22	at UCF	9.0	5	1	1	4	10	1	0	0	0	0	1	0	0	4-1	5-1	2	1.45
Feb 23	at UCF	8.0	9	6	5	2	9	2	0	0	0	0	0	0	0	1-6	5-2	2	1.93
Feb 24	at UCF	9.0	11	9	9	3	3	1	0	4	0	0	2	2	2	13-9	6-2	2	2.73
Mar 01	CINCINNATI	9.0	2	0	0	0	15	1	0	0	0	0	0	0	0	5-0	7-2	2	2.45
Mar 02	CINCINNATI	9.0	3	0	0	1	11	1	0	0	0	0	0	0	0	5-0	8-2	3	2.23
Mar 02	CINCINNATI	9.0	8	5	4	1	11	3	0	2	1	0	0	0	0	9-5	9-2	4	2.38
Mar 05	UT MARTIN	9.0	10	9	6	5	3	5	0	0	0	0	2	0	0	15-9	10-2	4	2.66
Mar 06	UT MARTIN	9.0	3	0	0	3	15	0	0	0	2	0	1	0	0	2-0	11-2	5	2.47
Mar 08	TEXAS AT SAN AN	9.0	4	0	0	1	10	1	0	0	1	0	0	1	0	6-0	12-2	5	2.30
Mar 09	TEXAS AT SAN AN	9.0	4	0	0	0	7	0	0	0	0	0	0	1	0	5-0	13-2	5	2.15
Mar 09	TEXAS AT SAN AN	9.0	10	3	2	1	12	1	0	0	0	0	1	0	0	8-3	14-2	5	2.15
Mar 12	at South Alabama	9.0	6	2	2	5	16	0	0	2	0	1	0	0	0	6-2	15-2	5	2.14
*Mar 15	TENNESSEE	9.0	4	0	0	2	13	0	0	0	0	0	1	0	0	2-0	16-2	6	2.02
*Mar 16	TENNESSEE	9.0	6	2	2	3	8	0	0	1	0	0	0	0	0	5-2	17-2	6	2.02
*Mar 17	TENNESSEE	9.0	10	3	2	6	2	2	1	1	0	0	0	1	1	5-3	18-2	6	2.02
Mar 19	at UAB	9.0	7	5	4	7	9	2	0	0	0	0	0	0	0	13-5	19-2	6	2.11
*Mar 22	at Mississippi State	9.0	7	5	4	3	7	2	0	0	3	0	2	0	0	6-5	20-2	7	2.20
*Mar 23	at Mississippi State	8.0	20	15	14	8	7	5	0	1	1	0	0	1	0	2-15	20-3	7	2.70
*Mar 24	at Mississippi State	8.0	21	20	18	5	6	8	0	2	0	0	1	0	0	15-20	20-4	7	3.34
Mar 26	vs Alabama	8.0	10	6	5	8	5	3	0	0	1	0	1	1	0	3-6	20-5	7	3.42
*Mar 29	at South Carolina	9.0	4	2	1	3	8	0	0	1	0	0	0	1	0	4-2	21-5	8	3.33
*Mar 30	at South Carolina	8.0	4	4	2	7	8	1	0	1	2	0	0	0	0	0-4	21-6	8	3.29
*Mar 31	at South Carolina	9.0	11	5	5	4	4	2	0	2	1	0	0	1	0	7-5	22-6	9	3.35
Apr 02	GEORGIA TECH	9.0	9	9	9	9	9	3	0	0	3	0	2	0	0	3-9	22-7	9	3.55
*Apr 05	ARKANSAS	9.0	8	3	3	2	13	1	1	1	2	0	0	0	0	6-3	23-7	10	3.53
*Apr 05	ARKANSAS	15.0	14	9	8	11	20	3	1	2	2	0	1	0	2	6-9	23-8	10	3.59
*Apr 06	ARKANSAS	9.0	10	8	8	9	3	2	0	1	0	0	0	0	0	0-8	23-9	10	3.73
Apr 09	JACKSONVILLE ST	9.0	10	11	11	9	6	2	0	0	0	0	0	0	0	6-11	23-10	10	3.94
*Apr 12	at Texas A&M	8.0	8	4	4	1	10	4	0	0	2	0	0	1	0	0-4	23-11	10	3.96
*Apr 13	at Texas A&M	9.0	5	0	0	5	6	0	0	0	2	0	0	2	0	7-0	24-11	11	3.85
*Apr 14	at Texas A&M	8.0	8	4	4	1	8	0	0	1	1	0	0	0	0	1-4	24-12	11	3.86
Totals		331.0	294	165	142	145	331	64	3	24	30	1	20	15	6	210-165	24-12	11	3.86

AUBURN STARTING PITCHER BREAKDOWN

Starter	GS	Quality Starts	Run Support	RS/Start	Auburn Record
T. Burns	9	6	22	2.4	7-2
C. Skipper	6	0	21	3.5	5-1
G. Wade	6	0	15	2.5	3-3
B. Fuller	4	1	6	1.5	2-2
J. Owen	3	2	8	2.7	3-0
B. Horn	2	0	3	1.5	2-0
K. Gray	2	0	1	0.5	1-1
E. Anderson	1	0	4	4.0	0-1
D. Daniel	1	0	5	5.0	1-0
R. Fitts	2	0	1	0.5	0-2

Auburn Overall Rankings			Auburn SEC-Only Rankings		
Category	Rank	No.	Category	Rank	No.
ERA	8th	3.86	ERA	10th	4.96
Opp BA	10th	.237	Opp BA	10th	.264
Hits Allowed	10th	294	Hits Allowed	10th	140
Walks	10th	145	Walks	13th	70
Strikeouts	10th	331	Strikeouts	10th	123

AUBURN PITCHING BREAKDOWN

	W-L	ERA	IP	H	R	ER	BB	K	HR	AVG	W-L	ERA	IP	H	R	ER	BB	K	HR	AVG	
STARTERS	11-6	4.03	149.2	135	82	67	61	174	8	.238	HOME	16-5	2.84	203.0	158	77	64	79	215	10	.213
RELIEVERS	13-6	3.72	181.1	159	83	75	84	157	16	.236	ROAD	8-6	5.47	120.0	126	82	73	58	111	14	.268
TOTALS	24-12	3.86	331.0	294	165	142	145	331	24	.237	NEUT.	0-1	5.62	8.0	10	6	5	8	5	0	.345

HITTING NOTES

2019 MULTI-HIT GAMES

	2	3	4	5+	Total
Rankin Woley	10	1	-	-	11
Conor Davis	9	2	-	-	11
Kason Howell	9	2	-	-	11
Steven Williams	9	2	-	-	11
Edouard Julien	6	2	-	-	8
Ryan Bliss	7	2	-	-	9
Judd Ward	7	2	-	-	9
Will Holland	6	-	1	-	7
Matt Scheffler	6	1	-	-	7
Everett Lau	1	1	-	-	2

CAREER MULTI-HIT GAMES

	2	3	4	5+	Total
Conor Davis	31	6	-	-	37
Will Holland	26	7	2	-	35
Steven Williams	16	8	3	-	27
Edouard Julien	18	6	-	-	24
Judd Ward	12	2	-	-	14
Rankin Woley	10	1	-	-	11
Kason Howell	9	2	-	-	11
Ryan Bliss	7	2	-	-	9
Matt Scheffler	6	1	-	-	7
Everett Lau	1	1	-	-	2

2019 MULTI-RBI GAMES

	2	3	4	5+	Total
Edouard Julien	7	5	-	-	12
Ryan Bliss	6	1	-	-	7
Rankin Woley	6	1	-	-	7
Conor Davis	3	1	1	-	5
Judd Ward	2	1	1	-	4
Will Holland	3	-	-	-	3
Steven Williams	2	1	-	-	3
Chase Hall	1	-	-	-	1
Kason Howell	-	1	-	-	1
Everett Lau	-	-	-	1	1

CAREER MULTI-RBI GAMES

	2	3	4	5+	Total
Edouard Julien	12	12	6	-	30
Conor Davis	14	5	3	1	23
Will Holland	13	7	2	-	22
Steven Williams	9	5	2	1	17
Rankin Woley	6	1	-	-	7
Ryan Bliss	6	1	-	-	7
Judd Ward	4	1	1	-	6
Chase Hall	1	-	-	-	1
Kason Howell	-	1	-	-	1
Everett Lau	-	-	-	1	1

CAREER STARTS

	Career	Consec.
Will Holland	140	6
Conor Davis	117	21
Steven Williams	101	101
Edouard Julien	94	32
Judd Ward	56	23
Ryan Bliss	36	36
Kason Howell	36	36
Rankin Woley	35	3
Matt Scheffler	31	4
Everett Lau	7	-
Chase Hall	5	1
Ed Johnson	1	-
Brody Moore	1	1

TEAM NOTES

Auburn Overall SEC Rankings			Auburn SEC-Only Rankings		
Category	Rank	No.	Category	Rank	No.
Avg.	11th	.264	Avg.	8th	.244
Hits	11th	327	Hits	8th	127
2B	T-10th	60	2B	T-5th	24
HR	13th	24	HR	T-11th	8
BB	T-11th	152	BB	13th	44

2019 AUBURN HOME RUNS

No.	Player (#)	Opponent (Date)	On	Outs	Inn.	Pitcher
1	Edouard Julien (1)	Georgia Southern (2/17)	0	0	7th	Edwards (R)
2	Edouard Julien (2)	Alabama A&M (2/20)	0	0	5th	Mendoza (L)
3	Judd Ward (1)	Alabama A&M (2/20)	0	0	8th	Figueroa (R)
4	Edouard Julien (3)	Alabama A&M (2/20)	1	2	8th	Figueroa (R)
5	Edouard Julien (4)	at UCF (2/22)	1	0	2nd	Schuermann (L)
6	Conor Davis (1)	at UCF (2/24)	1	0	2nd	Spicer (R)
7	Steven Williams (1)	at UCF (2/24)	1	1	3rd	Spicer (R)
8	Rankin Woley (1)	at UCF (2/24)	0	2	4th	Sinclair (R)
9	Steven Williams (2)	Cincinnati (3/1)	1	1	7th	Shawver (L)
10	Ryan Bliss (1)	Cincinnati (3/2)	0	2	3rd	Batcho (L)
11	Edouard Julien (5)	UT Martin (3/5)	0	1	4th	Cannon (R)
12	Everett Lau (1)	UT Martin (3/5)	2	1	7th	O'Doherty (R)
13	Conor Davis (2)	UT Martin (3/6)	0	2	4th	Bullington (R)
14	Matt Scheffler (1)	UTSA (3/9)	0	2	5th	Foust (R)
15	Conor Davis (3)	at UAB (3/19)	3	2	5th	Wesson (R)
16	Steven Williams (3)	at Mississippi State (3/22)	0	1	6th	Small (L)
17	Rankin Woley (2)	at Mississippi State (3/22)	0	1	6th	Small (L)
18	Steven Williams (4)	at Mississippi State (3/24)	1	0	4th	Price (R)
19	Judd Ward (2)	at Mississippi State (3/24)	2	1	7th	Gordon (R)
20	Will Holland (1)	at South Carolina	1	1	2nd	Shook (R)
21	Edouard Julien (6)	at South Carolina	2	2	2nd	Tringali (R)
22	Will Holland (2)	Arkansas (4/5)	1	0	5th	Noland (R)
23	Edouard Julien (7)	Jacksonville State (4/9)	1	1	1st	Willingham (R)
24	Conor Davis (4)	at Texas A&M (4/13)	1	1	1st	Lacy (L)

AUBURN CAREER HOME RUN BREAKDOWN

	1R	2R	3R	GS	Career	Home	Road	Last
Bliss	1	--	--	--	1	1	0	3/2/19
Davis	1	2	3	1	7	4	3	4/13/19
Holland	8	7	1	--	17	10	8	4/5/19
Julien	6	6	9	3	24	13	11	4/9/19
Lau	--	--	1	--	1	1	--	3/5/19
Scheffler	1	--	--	--	1	1	--	3/9/19
Ward	1	0	1	0	2	1	1	3/24/19
Williams	6	6	3	1	16	8	8	3/24/19
Woley	2	--	--	--	2	--	2	3/22/19

HITTING STREAKS

	Current	'19	Career
Ryan Bliss	2	10	10
Conor Davis	-	7	11
Matt Scheffler	7	7	7
Judd Ward	-	7	7
Edouard Julien	-	6	6
Kason Howell	2	5	5
Steven Williams	-	5	6
Rankin Woley	1	5	5
Will Holland	1	5	8
Everett Lau	2	2	2
Brody Moore	1	1	1
Ed Johnson	1	1	1
Chase Hall	1	1	1

REACHED BASE STREAKS

	Current	'19	Career
Steven Williams	-	19	25
Rankin Woley	1	17	17
Kason Howell	13	13	13
Matt Scheffler	13	13	13
Judd Ward	-	13	13
Conor Davis	-	12	19
Edouard Julien	-	11	14
Ryan Bliss	2	10	10
Will Holland	1	9	18
Everett Lau	2	5	5
Chase Hall	1	3	3
Ed Johnson	2	2	2
Brett Olson	1	1	2
Brody Moore	1	1	1

BUNT HITS

Player	No.
Judd Ward	2
Ryan Bliss	2
Kason Howell	1
Edouard Julien	1
TOTAL	6

SAC BUNTS

Player	No.
Steven Williams	4
Kason Howell	3
Judd Ward	3
Will Holland	2
Matt Scheffler	2
Ryan Bliss	1
TOTAL	15

SAC FLIES

Player	No.
Kason Howell	4
Ryan Bliss	4
Steven Williams	2
Rankin Woley	2
Edouard Julien	2
Judd Ward	1
Matt Scheffler	1
TOTAL	16

OUTFIELD ASSISTS

Player	No.
Judd Ward	5
Steven Williams	2
Kason Howell	1
TOTAL	8

PINCH HITS

Player	No.
Ed Johnson	1
TOTAL	1

AUBURN 2019 GAME-BY-GAME STARTING LINEUPS

DATE	OPP	1	2	3	4	5	6	7	8	9	SP
2/15	Georgia Southern	Ward	Holland	Williams	Woley	Julien	Davis	Bliss	Howell	Scheffler	Daniel
2/16	Georgia Southern	Holland	Williams	Woley	Julien	Davis	Bliss	Howell	Scheffler	Ward	Burns
2/17	Georgia Southern	Ward	Holland	Williams	Woley	Julien	Davis	Bliss	Howell	Hall	Gray
2/19	Alabama A&M	Ward	Holland	Williams	Woley	Bliss	Howell	Lau	Hall	Johnson	Skipper
2/20	Alabama A&M	Ward	Woley	Williams	Davis	Julien	Bliss	Howell	Lau	Scheffler	Fuller
2/22	at UCF	Ward	Holland	Williams	Woley	Julien	Davis	Bliss	Howell	Scheffler	Burns
2/23	at UCF	Ward	Holland	Julien	Woley	Williams	Davis	Bliss	Howell	Hall	Gray
2/24	at UCF	Ward	Holland	Julien	Woley	Williams	Davis	Bliss	Howell	Scheffler	Horn
3/1	Cincinnati	Ward	Holland	Julien	Woley	Williams	Davis	Bliss	Howell	Scheffler	Burns
3/2	Cincinnati	Ward	Holland	Julien	Williams	Woley	Davis	Bliss	Howell	Scheffler	Owen
3/3	Cincinnati	Ward	Holland	Julien	Woley	Williams	Davis	Bliss	Howell	Scheffler	Skipper
3/5	UT Martin	Holland	Williams	Julien	Woley	Bliss	Lau	Howell	Ward	Scheffler	Horn
3/6	UT Martin	Holland	Williams	Julien	Woley	Bliss	Davis	Howell	Lau	Scheffler	Wade
3/8	UTSA	Holland	Williams	Julien	Woley	Bliss	Davis	Howell	Ward	Scheffler	Burns
3/9	UTSA	Holland	Williams	Julien	Woley	Bliss	Lau	Howell	Ward	Scheffler	Owen
3/10	UTSA	Holland	Williams	Julien	Woley	Bliss	Davis	Howell	Ward	Hall	Skipper
3/12	at South Alabama	Holland	Williams	Woley	Julien	Davis	Bliss	Howell	Ward	Scheffler	Wade
3/15	Tennessee*	Holland	Williams	Woley	Julien	Davis	Bliss	Howell	Ward	Scheffler	Burns
3/16	Tennessee*	Holland	Williams	Woley	Julien	Davis	Bliss	Howell	Ward	Scheffler	Owen
3/17	Tennessee*	Holland	Williams	Woley	Julien	Davis	Bliss	Howell	Ward	Scheffler	Skipper
3/19	at UAB	Holland	Williams	Woley	Julien	Davis	Bliss	Howell	Ward	Scheffler	Wade
3/22	at Mississippi State*	Holland	Williams	Woley	Julien	Davis	Bliss	Howell	Ward	Scheffler	Burns
3/23	at Mississippi State*	Holland	Williams	Woley	Julien	Davis	Bliss	Howell	Ward	Scheffler	Skipper
3/24	at Mississippi State*	Holland	Williams	Woley	Julien	Davis	Bliss	Howell	Ward	Scheffler	Anderson
3/26	vs. Alabama%	Holland	Williams	Woley	Julien	Davis	Bliss	Howell	Ward	Scheffler	Wade
3/29	at South Carolina*	Holland	Williams	Woley	Julien	Davis	Bliss	Howell	Ward	Scheffler	Burns
3/30	at South Carolina*	Ward	Howel	Julien	Woley	Williams	Davis	Holland	Bliss	Scheffler	Fuller
3/31	at South Carolina*	Ward	Howel	Julien	Woley	Williams	Davis	Holland	Bliss	Scheffler	Skipper
4/2	Georgia Tech	Ward	Howel	Julien	Woley	Williams	Davis	Holland	Bliss	Scheffler	Wade
4/4	Arkansas*	Ward	Howell	Woley	Julien	Davis	Williams	Bliss	Lau	Scheffler	Burns
4/5	Arkansas*	Ward	Howell	Woley	Julien	Davis	Williams	Holland	Bliss	Scheffler	Fuller
4/6	Arkansas*	Ward	Howell	Woley	Julien	Davis	Williams	Holland	Bliss	Hall	Fitts
4/9	Jacksonville State	Ward	Howell	Julien	Davis	Bliss	Scheffler	Williams	Holland	Moore	Wade
4/12	at Texas A&M*	Holland	Howell	Julien	Davis	Woley	Ward	Bliss	Williams	Scheffler	Burns
4/13	at Texas A&M*	Holland	Howell	Julien	Davis	Ward	Woley	Bliss	Williams	Scheffler	Fuller
4/14	at Texas A&M*	Ward	Howell	Julien	Davis	Scheffler	Woley	Bliss	Williams	Holland	Fitts
4/16	at Georgia Tech										
4/18	Ole Miss*										
4/19	Ole Miss*										
4/20	Ole Miss*										
4/23	at Jacksonville State										
4/25	at Vanderbilt*										
4/26	at Vanderbilt*										
4/27	at Vanderbilt*										
5/3	Alabama*										
5/4	Alabama*										
5/5	Alabama*										
5/7	UAB										
5/10	Georgia*										
5/11	Georgia*										
5/12	Georgia*										
5/14	North Alabama*										
5/16	at LSU*										
5/17	at LSU*										
5/18	at LSU*										

* - SEC Game

% - MAX Capital City Classic (Montgomery, Ala.)

AUBURN 2019 GAME-BY-GAME STARTERS

DATE	OPP	SP	C	1B	2B	3B	SS	LF	CF	RF	DH
2/15	Georgia Southern	Daniel	Scheffler	Woley	Bliss	Julien	Holland	Ward	Howell	Williams	Davis
2/16	Georgia Southern	Burns	Scheffler	Woley	Bliss	Julien	Holland	Ward	Howell	Williams	Davis
2/17	Georgia Southern	Gray	Hall	Woley	Bliss	Julien	Holland	Ward	Howell	Williams	Davis
2/19	Alabama A&M	Skipper	Hall	Woley	Bliss	Johnson	Holland	Ward	Howell	Williams	Lau
2/20	Alabama A&M	Fuller	Scheffler	Woley	Lau	Julien	Bliss	Ward	Howell	Williams	Davis
2/22	at UCF	Burns	Scheffler	Woley	Bliss	Julien	Holland	Ward	Howell	Williams	Davis
2/23	at UCF	Gray	Hall	Woley	Bliss	Julien	Holland	Ward	Howell	Williams	Davis
2/24	at UCF	Horn	Scheffler	Woley	Bliss	Julien	Holland	Ward	Howell	Williams	Davis
3/1	Cincinnati	Burns	Scheffler	Woley	Bliss	Julien	Holland	Ward	Howell	Williams	Lau
3/2	Cincinnati	Owens	Scheffler	Woley	Bliss	Julien	Holland	Ward	Howell	Williams	Davis
3/3	Cincinnati	Skipper	Scheffler	Woley	Bliss	Julien	Holland	Ward	Howell	Williams	Davis
3/5	UT Martin	Horn	Scheffler	Woley	Bliss	Julien	Holland	Ward	Howell	Williams	Lau
3/6	UT Martin	Wade	Scheffler	Woley	Bliss	Julien	Holland	Davis	Howell	Williams	Lau
3/8	UTSA	Burns	Scheffler	Woley	Bliss	Julien	Holland	Ward	Howell	Williams	Davis
3/9	UTSA	Owen	Scheffler	Woley	Bliss	Julien	Holland	Ward	Howell	Williams	Lau
3/10	UTSA	Skipper	Hall	Woley	Bliss	Julien	Holland	Ward	Howell	Williams	Davis
3/12	at South Alabama	Wade	Scheffler	Woley	Bliss	Julien	Holland	Ward	Howell	Williams	Davis
3/15	Tennessee*	Burns	Scheffler	Woley	Bliss	Julien	Holland	Ward	Howell	Williams	Davis
3/16	Tennessee*	Owen	Scheffler	Woley	Bliss	Julien	Holland	Ward	Howell	Williams	Davis
3/17	Tennessee*	Skipper	Scheffler	Woley	Bliss	Julien	Holland	Ward	Howell	Williams	Davis
3/19	at UAB	Wade	Scheffler	Woley	Bliss	Julien	Holland	Ward	Howell	Williams	Davis
3/22	at Mississippi State*	Burns	Scheffler	Woley	Bliss	Julien	Holland	Ward	Howell	Williams	Davis
3/23	at Mississippi State*	Skipper	Scheffler	Woley	Bliss	Julien	Holland	Ward	Howell	Williams	Davis
3/24	at Mississippi State*	Anderson	Scheffler	Woley	Bliss	Julien	Holland	Ward	Howell	Williams	Davis
3/26	vs. Alabama^	Wade	Scheffler	Woley	Bliss	Julien	Holland	Ward	Howell	Williams	Davis
3/29	at South Carolina*	Burns	Scheffler	Woley	Bliss	Julien	Holland	Ward	Howell	Williams	Davis
3/30	at South Carolina*	Fuller	Scheffler	Woley	Bliss	Julien	Holland	Ward	Howell	Williams	Davis
3/31	at South Carolina*	Skipper	Scheffler	Woley	Bliss	Julien	Holland	Ward	Howell	Williams	Davis
4/2	Georgia Tech	Wade	Scheffler	Woley	Bliss	Julien	Holland	Ward	Howell	Williams	Davis
4/4	Arkansas*	Burns	Scheffler	Woley	Lau	Julien	Bliss	Ward	Howell	Williams	Davis
4/5	Arkansas*	Fuller	Scheffler	Woley	Bliss	Julien	Holland	Ward	Howell	Williams	Davis
4/6	Arkansas*	Fitts	Hall	Woley	Bliss	Julien	Holland	Ward	Howell	Williams	Davis
4/9	Jacksonville State	Wade	Scheffler	Moore	Bliss	Julien	Holland	Ward	Howell	Williams	Davis
4/12	at Texas A&M*	Burns	Scheffler	Woley	Bliss	Julien	Holland	Ward	Howell	Williams	Davis
4/13	at Texas A&M*	Fuller	Scheffler	Woley	Bliss	Julien	Holland	Ward	Howell	Williams	Davis
4/14	at Texas A&M*	Fitts	Scheffler	Woley	Bliss	Julien	Holland	Ward	Howell	Williams	Davis
4/16	at Georgia Tech										
4/18	Ole Miss*										
4/19	Ole Miss*										
4/20	Ole Miss*										
4/23	at Jacksonville State										
4/25	at Vanderbilt*										
4/26	at Vanderbilt*										
4/27	at Vanderbilt*										
5/3	Alabama*										
5/4	Alabama*										
5/5	Alabama*										
5/7	UAB										
5/10	Georgia*										
5/11	Georgia*										
5/12	Georgia*										
5/14	North Alabama*										
5/16	at LSU*										
5/17	at LSU*										
5/18	at LSU*										

* - SEC Game

^ - MAX Capital City Classic (Montgomery, Ala.)

OVERALL STATS



2019 Auburn Baseball
Overall Statistics for Auburn (as of Apr 14, 2019)
(All games Sorted by Batting avg)



Record: 24-12 Home: 16-5 Away: 8-6 Neutral: 0-1 SEC: 8-7

Player	avg	gp-gs	ab	r	h	2b	3b	hr	rbi	tb	slg%	bb	hp	so	gdp	ob%	sf	sh	sb-att	po	a	e	fld%	
16 Howell, Kason	.295	36-36	132	20	39	5	0	0	20	44	.333	15	4	25	2	.374	4	3	12-14	99	1	3	.971	
24 Davis, Conor	.295	33-32	129	18	38	6	1	4	20	58	.450	6	3	29	3	.341	0	0	2-2	2	0	0	1.000	
6 Scheffler, Matt	.288	33-31	111	17	32	6	0	1	13	41	.369	7	6	12	1	.360	1	2	5-6	281	33	3	.991	
10 Julien, Edouard	.271	35-35	129	33	35	10	0	7	32	66	.512	29	4	39	1	.415	2	0	2-4	20	52	7	.911	
4 Woley, Rankin	.271	35-35	144	21	39	8	1	2	25	55	.382	12	3	40	6	.335	2	0	2-2	285	20	1	.997	
1 Ward, Judd	.267	36-35	131	20	35	6	2	2	19	51	.389	20	5	28	0	.382	1	3	3-4	64	5	4	.945	
9 Bliss, Ryan	.258	36-36	132	22	34	7	1	1	19	46	.348	16	2	28	2	.338	4	1	5-5	52	88	2	.986	
41 Williams, Steven	.241	36-36	137	25	33	5	0	4	14	50	.365	20	2	34	2	.342	2	4	3-3	75	2	1	.987	
17 Holland, Will	.220	34-34	127	24	28	5	0	2	13	39	.307	20	8	36	3	.361	0	2	13-16	25	82	7	.939	

19 Moore, Brody	.400	4-1	5	2	2	0	1	0	1	4	.800	1	0	0	1	.500	0	0	0-0	12	1	0	1.000	
2 Lau, Everett	.258	13-7	31	5	8	1	0	1	6	12	.387	3	1	8	1	.343	0	0	1-1	5	4	0	1.000	
7 Johnson, Ed	.200	3-1	5	0	1	0	0	0	0	1	.200	1	0	1	0	.333	0	0	0-0	3	1	0	1.000	
11 Hall, Chase	.167	9-5	18	0	3	1	0	0	2	4	.222	1	1	4	1	.250	0	0	0-0	47	2	2	.961	
3 Warner, Devin	.000	4-0	4	0	0	0	0	0	0	0	.000	0	0	2	0	.000	0	0	0-0	0	0	0	.000	
5 Eaton, Jarrett	.000	7-0	2	2	0	0	0	0	0	0	.000	0	0	0	0	.000	0	0	1-1	2	0	0	1.000	
21 Henderson, Jackso	.000	3-0	1	1	0	0	0	0	0	0	.000	0	0	1	0	.000	0	0	0-0	1	0	0	1.000	
38 Olson, Brett	.000	1-0	0	0	0	0	0	0	0	0	.000	1	0	0	0	1.000	0	0	0-0	0	0	0	.000	
Totals	.264	36	1238	210	327	60	6	24	184	471	.380	152	39	287	23	.358	16	15	49-58	993	336	37	.973	
Opponents	.237	36	1241	165	294	64	3	24	143	436	.351	145	20	331	13	.324	10	17	34-42	967	369	47	.966	

LOB - Team (283), Opp (275). DPs turned - Team (15), Opp (27). IBB - Team (8), Julien, E. 4, Howell, K. 2, Holland, W. 1, Bliss, R. 1, Opp (6). Picked off - Howell, K. 2, Scheffler, M 2, Holland, W. 1, Ward, J. 1.

(All games Sorted by Earned run avg)

Player	era	w-l	app	gs	cg	sho	sv	ip	h	r	er	bb	so	2b	3b	hr	b/avg	wp	hp	bks	sfa	sha		
44 Owen, Jack	0.31	3-0	5	3	1	1/1	0	29.0	16	2	1	2	33	2	0	1	.162	1	0	0	0	2		
32 Burns, Tanner	2.05	4-1	9	9	1	1/2	0	57.0	36	15	13	13	76	9	0	2	.176	8	2	0	2	0		
18 Fuller, Brooks	2.32	2-1	11	4	0	0/1	1	31.0	21	14	8	25	22	2	1	2	.194	5	1	0	1	2		
20 Greenhill, Cody	2.83	0-1	15	0	0	0/3	8	28.2	24	10	9	7	23	6	0	1	.222	2	5	0	1	0		
14 Anderson, Elliott	3.00	5-1	17	1	0	0/2	0	33.0	27	14	11	14	36	9	0	2	.220	2	1	0	1	4		
43 Fitts, Richard	5.33	2-2	11	2	0	0/0	0	25.1	31	15	15	9	14	6	0	3	.310	1	1	0	0	1		
40 Wade, Garrett	5.47	3-0	10	6	0	0/1	0	26.1	26	18	16	24	34	4	0	1	.263	5	1	1	0	3		
29 Skipper, Carson	7.16	3-2	13	6	0	0/1	2	27.2	36	26	22	15	31	6	2	5	.308	2	1	0	0	1		

23 Glavine, Peyton	1.59	0-0	6	0	0	0/0	0	5.2	6	1	1	4	9	1	0	0	.261	0	0	0	0	0		
33 Morrison, Will	4.02	0-0	11	0	0	0/1	0	15.2	13	7	7	5	10	4	0	1	.236	1	4	0	1	0		
13 Daniel, Davis	4.50	0-0	1	1	0	0/0	0	2.0	4	2	1	0	4	0	0	0	.364	0	0	0	0	0		
37 Watson, Ryan	5.03	0-1	12	0	0	0/1	0	19.2	21	11	11	5	17	6	0	1	.288	1	0	0	3	1		
31 Schilleci, Blake	7.11	0-0	4	0	0	0/0	0	6.1	5	5	5	4	8	1	0	0	.208	0	0	0	0	0		
36 Gray, Kyle	7.30	1-3	10	2	0	0/1	0	12.1	12	12	10	12	8	4	0	2	.255	1	3	0	1	2		
8 Horn, Bailey	9.53	1-0	8	2	0	0/0	0	11.1	16	13	12	6	6	4	0	3	.327	1	1	0	0	1		
Totals	3.86	24-12	36	36	2	7/5	11	331.0	294	165	142	145	331	64	3	24	.237	30	20	1	10	17		
Opponents	5.22	12-24	36	36	0	3/3	2	322.1	327	210	187	152	287	60	6	24	.264	40	39	7	16	15		

PB - Team (9), Scheffler, M 6, Hall, C. 3, Opp (4). Pickoffs - Team (3), Greenhill, C 1, Scheffler, M 1, Skipper, C. 1, Opp (6). SBA/ATT - Scheffler, M (28-35), Hall, C. (6-6), Wade, G. (3-5), Burns, T. (3-4), Watson, R. (2-4), Fitts, R. (3-4), Anderson, E. (3-4), Morrison, W. (4-4), Owen, J. (3-4), Gray, K. (3-3), Fuller, B. (2-2), Skipper, C. (2-2), Daniel, D. (2-2), Glavine, P. (1-1), Schilleci, B (1-1), Horn, B. (1-1), Greenhill, C (1-1).

SEC STATS



**2019 Auburn Baseball
Conference statistics for Auburn (as of Apr 14, 2019)
(SEC games only Sorted by Batting avg)**



Record: 8-7 Home: 4-2 Away: 4-5 SEC: 8-7

Player	avg	gp-gs	ab	r	h	2b	3b	hr	rbi	tb	slg%	bb	hp	so	gdp	ob%	sf	sh	sb-att	po	a	e	fld%	
16 Howell, Kason	.310	15-15	58	8	18	2	0	0	5	20	.345	5	2	10	2	.385	0	1	4-5	44	0	1	.978	
1 Ward, Judd	.293	15-15	58	4	17	3	0	1	9	23	.397	4	1	13	0	.349	0	2	1-1	33	3	2	.947	
24 Davis, Conor	.281	15-15	57	9	16	3	1	1	7	24	.421	3	2	14	2	.339	0	0	1-1	0	0	0	.000	
6 Scheffler, Matt	.265	14-14	49	6	13	3	0	0	6	16	.327	2	3	4	0	.333	0	1	1-2	113	12	2	.984	
10 Julien, Edouard	.241	15-15	58	11	14	7	0	1	10	24	.414	10	0	18	0	.353	0	0	0-1	14	21	2	.946	
9 Bliss, Ryan	.212	15-15	52	8	11	3	0	0	7	14	.269	7	2	10	1	.323	1	0	1-1	21	45	1	.985	
4 Woley, Rankin	.200	15-15	65	5	13	1	0	1	4	17	.262	3	0	17	2	.235	0	0	1-1	123	6	0	1.000	
17 Holland, Will	.196	14-14	51	8	10	1	0	2	6	17	.333	5	4	20	1	.317	0	1	5-7	13	34	4	.922	
41 Williams, Steven	.190	15-15	58	5	11	1	0	2	4	18	.310	4	0	18	1	.238	1	2	1-1	34	2	0	1.000	

7 Johnson, Ed	1.000	1-0	1	0	1	0	0	0	0	1	1.000	0	0	0	0	1.000	0	0	0-0	0	0	0	.000	
11 Hall, Chase	.333	2-1	3	0	1	0	0	0	0	1	.333	0	0	2	0	.333	0	0	0-0	5	0	0	1.000	
2 Lau, Everett	.286	4-1	7	1	2	0	0	0	0	2	.286	1	0	1	0	.375	0	0	1-1	1	1	0	1.000	
3 Warner, Devin	.000	2-0	2	0	0	0	0	0	0	0	.000	0	0	1	0	.000	0	0	0-0	0	0	0	.000	
19 Moore, Brody	.000	1-0	1	0	0	0	0	0	0	0	.000	0	0	0	1	.000	0	0	0-0	0	0	0	.000	
5 Eaton, Jarrett	.000	4-0	0	1	0	0	0	0	0	0	.000	0	0	0	0	.000	0	0	1-1	1	0	0	1.000	
Totals	.244	15	520	66	127	24	1	8	58	177	.340	44	14	128	10	.319	2	7	17-22	408	142	15	.973	
Opponents	.264	15	531	84	140	30	3	14	76	218	.411	70	5	123	6	.352	5	6	15-18	411	172	17	.972	

LOB - Team (110), Opp (125). DPs turned - Team (7), Opp (11). IBB - Team (2), Bliss, R. 1, Howell, K. 1, Opp (3). Picked off - Ward, J. 1, Scheffler, M 1.

(SEC games only Sorted by Earned run avg)

Player	era	w-l	app	gs	cg	sho	sv	ip	h	r	er	bb	so	2b	3b	hr	b/avg	wp	hp	bks	sfa	sha
18 Fuller, Brooks	2.49	2-1	5	3	0	0/1	0	21.2	16	7	6	16	18	2	1	1	.213	4	0	0	1	2
20 Greenhill, Cody	3.06	0-1	9	0	0	0/2	6	17.2	16	6	6	5	17	4	0	1	.229	1	3	0	0	0
32 Burns, Tanner	3.26	1-1	5	5	0	0/1	0	30.1	25	13	11	9	37	6	0	2	.216	7	1	0	2	0
14 Anderson, Elliott	3.60	3-0	9	1	0	0/1	0	15.0	13	9	6	9	12	4	0	1	.232	1	0	0	1	4
43 Fitts, Richard	7.24	1-2	5	2	0	0/0	0	13.2	18	11	11	5	7	3	0	2	.327	1	0	0	0	0

44 Owen, Jack	2.25	0-0	1	1	0	0/0	0	4.0	2	1	1	0	4	0	0	1	.143	0	0	0	0	0
36 Gray, Kyle	3.86	1-0	4	0	0	0/0	0	4.2	3	2	2	5	1	1	0	1	.188	0	1	0	0	0
33 Morrison, Will	4.15	0-0	3	0	0	0/0	0	4.1	4	2	2	1	2	2	0	0	.267	0	0	0	0	0
23 Glavine, Peyton	4.50	0-0	2	0	0	0/0	0	2.0	3	1	1	2	2	0	0	0	.333	0	0	0	0	0
31 Schilleci, Blake	5.40	0-0	2	0	0	0/0	0	1.2	4	1	1	1	2	1	0	0	.444	0	0	0	0	0
37 Watson, Ryan	5.62	0-0	6	0	0	0/1	0	8.0	10	5	5	3	10	2	0	0	.323	0	0	0	1	0
8 Horn, Bailey	13.50	0-0	3	0	0	0/0	0	3.1	6	6	5	3	2	1	0	2	.375	0	0	0	0	0
29 Skipper, Carson	16.62	0-2	6	3	0	0/0	0	8.2	18	18	16	9	7	3	2	3	.409	1	0	0	0	0
40 Wade, Garrett	18.00	0-0	2	0	0	0/0	0	1.0	2	2	2	2	2	1	0	0	.400	1	0	0	0	0
Totals	4.96	8-7	15	15	0	2/2	6	136.0	140	84	75	70	123	30	3	14	.264	16	5	0	5	6
Opponents	3.81	7-8	15	15	0	3/3	2	137.0	127	66	58	44	128	24	1	8	.244	10	14	0	2	7

PB - Team (4), Scheffler, M 3, Hall, C. 1, Opp (3). Pickoffs - Team (0), Opp (2). SBA/ATT - Scheffler, M (12-14), Hall, C. (3-3), Morrison, W. (3-3), Gray, K. (3-3), Anderson, E. (2-3), Burns, T. (2-2), Watson, R. (1-2), Glavine, P. (1-1), Greenhill, C (1-1), Schilleci, B (1-1), Fuller, B. (1-1), Fitts, R. (0-1).

HOME GAMES



2019 Auburn Baseball
Overall Statistics for Auburn (as of Apr 15, 2019)
(Home games Sorted by Batting avg)



Record: 16-5 Home: 16-5 Away: 0-0 SEC: 4-2

Player	avg	gp-gs	ab	r	h	2b	3b	hr	rbi	tb	slg%	bb	hp	so	gdp	ob%	sf	sh	sb-att	po	a	e	fld%	
10 Julien, Edouard	.329	20-20	73	22	24	5	0	5	21	44	.603	16	4	21	0	.463	2	0	2-4	11	34	6	.882	
6 Scheffler, Matt	.309	18-17	55	9	17	2	0	1	10	22	.400	6	5	7	1	.418	1	2	3-4	176	25	1	.995	
16 Howell, Kason	.303	21-21	76	11	23	4	0	0	13	27	.355	12	1	19	1	.396	2	2	9-10	56	1	2	.966	
24 Davis, Conor	.296	18-17	71	7	21	5	0	1	7	29	.408	2	0	15	2	.315	0	0	1-1	2	0	0	1.000	
4 Woley, Rankin	.280	20-20	82	11	23	6	1	0	19	31	.378	7	2	22	4	.348	1	0	1-1	165	16	1	.995	
1 Ward, Judd	.260	21-20	73	12	19	4	0	1	6	26	.356	11	5	17	0	.389	1	2	2-3	40	3	0	1.000	
17 Holland, Will	.250	19-19	68	17	17	3	0	1	6	23	.338	16	3	15	2	.414	0	0	10-12	9	46	5	.917	
41 Williams, Steven	.241	21-21	79	16	19	4	0	1	6	26	.329	11	2	21	1	.344	1	3	0-0	43	2	0	1.000	
9 Bliss, Ryan	.237	21-21	76	15	18	2	1	1	13	25	.329	12	0	14	1	.326	4	1	5-5	29	47	1	.987	

19 Moore, Brody	.400	3-1	5	1	2	0	1	0	1	4	.800	1	0	0	1	.500	0	0	0-0	12	1	0	1.000	
2 Lau, Everett	.267	12-7	30	5	8	1	0	1	6	12	.400	3	1	7	1	.353	0	0	1-1	5	4	0	1.000	
7 Johnson, Ed	.200	3-1	5	0	1	0	0	0	0	1	.200	1	0	1	0	.333	0	0	0-0	3	1	0	1.000	
11 Hall, Chase	.188	6-4	16	0	3	1	0	0	2	4	.250	1	0	3	1	.235	0	0	0-0	38	2	1	.976	
3 Warner, Devin	.000	3-0	3	0	0	0	0	0	0	0	.000	0	0	2	0	.000	0	0	0-0	0	0	0	.000	
5 Eaton, Jarrett	.000	6-0	2	1	0	0	0	0	0	0	.000	0	0	0	0	.000	0	0	1-1	2	0	0	1.000	
21 Henderson, Jackso	.000	3-0	1	1	0	0	0	0	0	0	.000	0	0	1	0	.000	0	0	0-0	1	0	0	1.000	
38 Olson, Brett	.000	1-0	0	0	0	0	0	0	0	0	.000	1	0	0	0	1.000	0	0	0-0	0	0	0	.000	
Totals	.273	21	715	128	195	37	3	12	110	274	.383	100	23	165	15	.374	12	10	35-42	609	208	20	.976	
Opponents	.213	21	741	77	158	33	3	10	67	227	.306	79	13	215	5	.298	5	8	20-26	562	217	27	.967	

LOB - Team (170), Opp (160). DPs turned - Team (6), Opp (16). IBB - Team (5), Howell, K. 2, Bliss, R. 1, Julien, E. 1, Holland, W. 1, Opp (6). Picked off - Scheffler, M 2, Howell, K. 2, Ward, J. 1.

(Home games Sorted by Earned run avg)

Player	era	w-l	app	gs	cg	sho	sv	ip	h	r	er	bb	so	2b	3b	hr	b/avg	wp	hp	bks	sfa	sha		
44 Owen, Jack	0.36	3-0	4	3	1	1/1	0	24.2	13	1	1	2	25	1	0	1	.159	1	0	0	0	2		
32 Burns, Tanner	1.07	2-0	5	5	1	1/2	0	33.2	20	4	4	5	51	3	0	1	.169	3	0	0	1	0		
20 Greenhill, Cody	2.08	0-0	8	0	0	0/2	3	17.1	14	5	4	6	15	3	0	1	.222	2	4	0	1	0		
18 Fuller, Brooks	2.76	1-0	8	2	0	0/0	1	16.1	10	11	5	15	11	0	1	1	.172	1	1	0	1	1		
14 Anderson, Elliott	3.00	4-1	9	0	0	0/2	0	18.0	13	6	6	6	20	5	0	1	.197	1	0	0	0	0		
29 Skipper, Carson	3.42	2-1	9	4	0	0/1	2	23.2	22	12	9	7	28	3	2	3	.239	1	1	0	0	0		
40 Wade, Garrett	4.50	2-0	6	3	0	0/1	0	16.0	16	8	8	10	20	3	0	0	.258	5	1	0	0	1		

23 Glavine, Peyton	0.00	0-0	4	0	0	0/0	0	3.0	3	0	0	3	5	1	0	0	.250	0	0	0	0	0		
37 Watson, Ryan	2.92	0-1	6	0	0	0/0	0	12.1	9	4	4	1	12	4	0	1	.209	0	0	0	1	1		
33 Morrison, Will	3.48	0-0	6	0	0	0/1	0	10.1	10	4	4	4	8	3	0	0	.263	1	3	0	0	0		
36 Gray, Kyle	3.86	1-1	5	1	0	0/1	0	7.0	5	5	3	9	4	2	0	0	.208	1	2	0	1	2		
13 Daniel, Davis	4.50	0-0	1	1	0	0/0	0	2.0	4	2	1	0	4	0	0	0	.364	0	0	0	0	0		
31 Schilleci, Blake	6.75	0-0	3	0	0	0/0	0	5.1	2	4	4	4	6	0	0	0	.111	0	0	0	0	0		
8 Horn, Bailey	6.75	0-0	4	1	0	0/0	0	4.0	5	3	3	3	2	2	0	0	.294	1	1	0	0	0		
43 Fitts, Richard	7.71	1-1	5	1	0	0/0	0	9.1	12	8	8	4	4	3	0	1	.324	0	0	0	0	1		
Totals	2.84	16-5	21	21	2	6/4	6	203.0	158	77	64	79	215	33	3	10	.213	17	13	0	5	8		
Opponents	5.38	5-16	21	21	0	1/1	1	187.1	195	128	112	100	165	37	3	12	.273	32	23	6	12	10		

PB - Team (3), Scheffler, M 3, Opp (1). Pickoffs - Team (3), Skipper, C. 1, Scheffler, M 1, Greenhill, C 1, Opp (5). SBA/ATT - Scheffler, M (14-19), Hall, C. (6-6), Burns, T. (3-4), Morrison, W. (3-3), Owen, J. (2-3), Gray, K. (2-2), Watson, R. (1-2), Wade, G. (1-2), Anderson, E. (1-2), Fitts, R. (1-2), Daniel, D. (2-2), Greenhill, C (1-1), Horn, B. (1-1), Fuller, B. (1-1), Skipper, C. (1-1).

AWAY GAMES



**2019 Auburn Baseball
Overall Statistics for Auburn (as of Apr 15, 2019)
(Away games Sorted by Batting avg)**



Record: 8-6 Home: 0-0 Away: 8-6 SEC: 4-5

Player	avg	gp-gs	ab	r	h	2b	3b	hr	rbi	tb	slg%	bb	hp	so	gdp	ob%	sf	sh	sb-att	po	a	e	fld%	
9 Bliss, Ryan	.308	14-14	52	7	16	5	0	0	6	21	.404	4	2	13	1	.379	0	0	0-0	20	39	1	.983	
16 Howell, Kason	.302	14-14	53	9	16	1	0	0	7	17	.321	2	3	5	1	.350	2	1	3-4	40	0	1	.976	
24 Davis, Conor	.278	14-14	54	11	15	1	1	3	13	27	.500	4	3	14	1	.361	0	0	1-1	0	0	0	.000	
1 Ward, Judd	.273	14-14	55	7	15	2	2	1	13	24	.436	8	0	11	0	.365	0	1	1-1	24	2	3	.897	
6 Scheffler, Matt	.269	14-13	52	8	14	4	0	0	3	18	.346	1	1	5	0	.296	0	0	2-2	99	7	2	.981	
4 Woley, Rankin	.259	14-14	58	10	15	2	0	2	5	23	.397	5	1	16	2	.323	1	0	1-1	113	3	0	1.000	
41 Williams, Steven	.226	14-14	53	8	12	0	0	3	8	21	.396	9	0	11	1	.333	1	1	3-3	31	0	0	1.000	
17 Holland, Will	.196	14-14	56	6	11	2	0	1	7	16	.286	3	4	20	1	.286	0	2	2-3	14	32	2	.958	
10 Julien, Edouard	.189	14-14	53	11	10	5	0	2	10	21	.396	12	0	18	1	.338	0	0	0-0	7	14	1	.955	

11 Hall, Chase	.000	3-1	2	0	0	0	0	0	0	0	.000	0	1	1	0	.333	0	0	0-0	9	0	1	.900	
3 Warner, Devin	.000	1-0	1	0	0	0	0	0	0	0	.000	0	0	0	0	.000	0	0	0-0	0	0	0	.000	
2 Lau, Everett	.000	1-0	1	0	0	0	0	0	0	0	.000	0	0	1	0	.000	0	0	0-0	0	0	0	.000	
5 Eaton, Jarrett	.000	1-0	0	1	0	0	0	0	0	0	.000	0	0	0	0	.000	0	0	0-0	0	0	0	.000	
19 Moore, Brody	.000	1-0	0	1	0	0	0	0	0	0	.000	0	0	0	0	.000	0	0	0-0	0	0	0	.000	
Totals	.253	14	490	79	124	22	3	12	72	188	.384	48	15	115	8	.336	4	5	13-15	360	115	15	.969	
Opponents	.268	14	471	82	126	28	0	14	72	196	.416	58	6	111	8	.352	5	8	11-12	378	140	19	.965	

LOB - Team (105), Opp (106). DPs turned - Team (8), Opp (9). IBB - Team (3), Julien, E. 3. Picked off - Holland, W. 1.

(Away games Sorted by Earned run avg)

Player	era	w-l	app	gs	cg	sho	sv	ip	h	r	er	bb	so	2b	3b	hr	b/avg	wp	hp	bks	sfa	sha
18 Fuller, Brooks	1.84	1-1	3	2	0	0/1	0	14.2	11	3	3	10	11	2	0	1	.220	4	0	0	0	1
14 Anderson, Elliott	3.00	1-0	8	1	0	0/0	0	15.0	14	8	5	8	16	4	0	1	.246	1	1	0	1	4
32 Burns, Tanner	3.47	2-1	4	4	0	0/0	0	23.1	16	11	9	8	25	6	0	1	.184	5	2	0	1	0
20 Greenhill, Cody	3.97	0-1	7	0	0	0/1	5	11.1	10	5	5	1	8	3	0	0	.222	0	1	0	0	0
43 Fitts, Richard	5.11	1-1	5	1	0	0/0	0	12.1	16	7	7	4	9	2	0	2	.314	1	0	0	0	0

44 Owen, Jack	0.00	0-0	1	0	0	0/0	0	4.1	3	1	0	0	8	1	0	0	.176	0	0	0	0	0
33 Morrison, Will	3.38	0-0	4	0	0	0/0	0	5.1	3	2	2	0	2	1	0	1	.176	0	1	0	1	0
23 Glavine, Peyton	3.38	0-0	2	0	0	0/0	0	2.2	3	1	1	1	4	0	0	0	.273	0	0	0	0	0
40 Wade, Garrett	8.10	1-0	3	2	0	0/0	0	6.2	6	7	6	9	10	1	0	1	.240	0	0	1	0	1
37 Watson, Ryan	8.10	0-0	5	0	0	0/1	0	6.2	10	6	6	3	5	1	0	0	.385	0	0	0	2	0
31 Schilleci, Blake	9.00	0-0	1	0	0	0/0	0	1.0	3	1	1	0	2	1	0	0	.500	0	0	0	0	0
36 Gray, Kyle	10.12	0-1	4	1	0	0/0	0	5.1	6	6	6	3	4	1	0	2	.273	0	1	0	0	0
8 Horn, Bailey	11.05	1-0	4	1	0	0/0	0	7.1	11	10	9	3	4	2	0	3	.344	0	0	0	0	1
29 Skipper, Carson	29.25	1-1	4	2	0	0/0	0	4.0	14	14	13	8	3	3	0	2	.560	1	0	0	0	1
Totals	5.47	8-6	14	14	0	1/1	5	120.0	126	82	73	58	111	28	0	14	.268	12	6	1	5	8
Opponents	5.21	6-8	14	14	0	2/2	1	126.0	124	79	73	48	115	22	3	12	.253	8	15	1	4	5

PB - Team (5), Hall, C. 3, Scheffler, M 2, Opp (3). Pickoffs - Team (0), Opp (1). SBA/ATT - Scheffler, M (11-12), Anderson, E. (2-2), Glavine, P. (1-1), Watson, R. (0-1), Fuller, B. (1-1), Wade, G. (1-1), Skipper, C. (1-1), Schilleci, B (1-1), Owen, J. (1-1), Morrison, W. (1-1), Gray, K. (1-1), Fitts, R. (1-1).

LAST FIVE GAMES



2019 Auburn Baseball
Overall Statistics for Auburn (as of Apr 15, 2019)
(Last Five Sorted by Batting avg)



Record: 1-4 Home: 0-2 Away: 1-2 SEC: 1-3

Player	avg	gp-gs	ab	r	h	2b	3b	hr	rbi	tb	slg%	bb	hp	so	gdp	ob%	sf	sh	sb-att	po	a	e	fld%	
1 Ward, Judd	.353	5-5	17	2	6	2	0	0	3	8	.471	4	1	5	0	.500	0	0	1-1	5	2	0	1.000	
6 Scheffler, Matt	.333	4-4	15	1	5	0	0	0	0	5	.333	0	0	2	0	.333	0	0	0-0	32	1	0	1.000	
9 Bliss, Ryan	.278	5-5	18	1	5	0	0	0	0	5	.278	0	1	4	1	.316	0	0	0-0	9	22	1	.969	
41 Williams, Steven	.250	5-5	16	2	4	0	0	0	0	4	.250	2	0	4	0	.333	0	0	1-1	10	2	0	1.000	
16 Howell, Kason	.222	5-5	18	2	4	0	0	0	1	4	.222	2	1	6	0	.333	0	1	0-0	10	0	0	1.000	
10 Julien, Edouard	.222	5-5	18	3	4	2	0	1	3	9	.500	3	0	6	0	.318	1	0	0-0	3	9	1	.923	
17 Holland, Will	.176	5-5	17	1	3	2	0	0	1	5	.294	1	1	4	0	.263	0	0	0-1	5	10	0	1.000	
24 Davis, Conor	.143	5-5	21	1	3	0	0	1	4	6	.286	1	0	9	0	.182	0	0	0-0	0	0	0	.000	
4 Woley, Rankin	.118	4-4	17	0	2	0	0	0	0	2	.118	0	0	5	1	.118	0	0	0-0	33	3	0	1.000	

7 Johnson, Ed	1.000	1-0	1	0	1	0	0	0	0	1	1.000	0	0	0	0	1.000	0	0	0-0	0	0	0	.000	
11 Hall, Chase	.333	1-1	3	0	1	0	0	0	0	1	.333	0	0	2	0	.333	0	0	0-0	4	0	0	1.000	
19 Moore, Brody	.250	2-1	4	1	1	0	0	0	1	1	.250	1	0	0	1	.400	0	0	0-0	12	1	0	1.000	
3 Warner, Devin	.000	1-0	1	0	0	0	0	0	0	0	.000	0	0	1	0	.000	0	0	0-0	0	0	0	.000	
5 Eaton, Jarrett	.000	1-0	0	0	0	0	0	0	0	0	.000	0	0	0	0	.000	0	0	0-0	1	0	0	1.000	
Totals	.235	5	166	14	39	6	0	2	13	51	.307	14	4	48	3	.308	1	1	2-3	129	56	2	.989	
Opponents	.258	5	159	27	41	8	0	2	27	55	.346	25	0	33	3	.357	1	2	4-6	135	51	4	.979	

LOB - Team (37), Opp (31). DPs turned - Team (3), Opp (3). Picked off - Howell, K. 1, Ward, J. 1.

(Last Five Sorted by Earned run avg)

Player	era	w-l	app	gs	cg	sho	sv	ip	h	r	er	bb	so	2b	3b	hr	b/avg	wp	hp	bk	sfa	sha		
18 Fuller, Brooks	1.50	1-0	2	1	0	0/1	0	6.0	4	1	1	5	4	0	0	0	.200	2	0	0	0	0		
33 Morrison, Will	2.57	0-0	3	0	0	0/0	0	7.0	4	2	2	1	2	2	0	0	.182	0	0	0	0	0		
32 Burns, Tanner	4.50	0-1	1	1	0	0/0	0	6.0	5	3	3	1	7	3	0	0	.227	2	0	0	1	0		
14 Anderson, Elliott	8.44	0-1	2	0	0	0/0	0	5.1	4	5	5	3	6	1	0	1	.211	1	0	0	0	2		
43 Fitts, Richard	9.82	0-2	2	2	0	0/0	0	7.1	10	8	8	3	4	0	0	1	.345	0	0	0	0	0		

20 Greenhill, Cody	0.00	0-0	1	0	0	0/1	1	2.1	0	0	0	1	2	0	0	0	.000	0	0	0	0	0		
8 Horn, Bailey	0.00	0-0	1	0	0	0/0	0	0.0	0	0	0	1	0	0	0	0		0	0	0	0	0		
29 Skipper, Carson	0.00	0-0	1	0	0	0/0	0	0.0	0	0	0	2	0	0	0	0		0	0	0	0	0		
37 Watson, Ryan	2.70	0-0	3	0	0	0/1	0	3.1	4	1	1	1	4	1	0	0	.308	0	0	0	0	0		
31 Schilleci, Blake	5.40	0-0	2	0	0	0/0	0	1.2	4	1	1	1	2	1	0	0	.444	0	0	0	0	0		
36 Gray, Kyle	9.00	0-0	1	0	0	0/0	0	1.0	0	1	1	3	0	0	0	0	.000	0	0	0	0	0		
40 Wade, Garrett	15.00	0-0	1	1	0	0/0	0	3.0	6	5	5	3	2	0	0	0	.400	0	0	0	0	0		
Totals	5.65	1-4	5	5	0	1/1	1	43.0	41	27	27	25	33	8	0	2	.258	5	0	0	1	2		
Opponents	2.80	4-1	5	5	0	2/2	2	45.0	39	14	14	14	48	6	0	2	.235	3	4	0	1	1		

PB - Team (1), Scheffler, M 1, Opp (1). Pickoffs - Team (0), Opp (2). SBA/ATT - Morrison, W. (3-3), Hall, C. (3-3), Scheffler, M (1-2), Fitts, R. (0-1), Schilleci, B (1-1), Watson, R. (0-1).

LAST 10 GAMES



**2019 Auburn Baseball
Overall Statistics for Auburn (as of Apr 15, 2019)
(Last 10 Sorted by Batting avg)**



Record: 3-7 Home: 1-4 Away: 2-3 SEC: 3-5

Player	avg	gp-gs	ab	r	h	2b	3b	hr	rbi	tb	slg%	bb	hp	so	gdp	ob%	sf	sh	sb-att	po	a	e	fld%
6 Scheffler, Matt	.323	9-9	31	2	10	1	0	0	2	11	.355	2	2	5	0	.400	0	1	0-0	83	10	0	1.000
9 Bliss, Ryan	.278	10-10	36	4	10	1	0	0	5	11	.306	3	1	6	1	.341	1	0	0-0	17	30	1	.979
16 Howell, Kason	.275	10-10	40	3	11	1	0	0	3	12	.300	5	1	8	2	.370	0	1	2-2	26	0	0	1.000
24 Davis, Conor	.250	10-10	40	4	10	3	0	1	6	16	.400	2	1	13	0	.302	0	0	1-1	0	0	0	.000
1 Ward, Judd	.233	10-10	43	3	10	3	0	0	3	13	.302	4	1	11	0	.313	0	1	2-2	17	2	0	1.000
41 Williams, Steven	.216	10-10	37	4	8	1	0	0	0	9	.243	3	0	8	0	.275	0	1	1-1	21	2	0	1.000
10 Julien, Edouard	.216	10-10	37	7	8	3	0	2	6	17	.459	8	0	10	0	.348	1	0	0-2	9	18	2	.931
17 Holland, Will	.188	9-9	32	5	6	2	0	2	6	14	.438	2	3	12	0	.297	0	0	2-4	6	20	1	.963
4 Woley, Rankin	.150	9-9	40	1	6	0	0	0	1	6	.150	1	0	8	2	.171	0	0	0-0	76	4	0	1.000

7 Johnson, Ed	1.000	1-0	1	0	1	0	0	0	0	1	1.000	0	0	0	0	1.000	0	0	0-0	0	0	0	.000
2 Lau, Everett	.333	3-1	6	1	2	0	0	0	0	2	.333	1	0	1	0	.429	0	0	0-0	1	1	0	1.000
19 Moore, Brody	.250	2-1	4	1	1	0	0	0	1	1	.250	1	0	0	1	.400	0	0	0-0	12	1	0	1.000
11 Hall, Chase	.250	2-1	4	0	1	0	0	0	0	1	.250	0	0	3	0	.250	0	0	0-0	5	0	0	1.000
3 Warner, Devin	.000	1-0	1	0	0	0	0	0	0	0	.000	0	0	1	0	.000	0	0	0-0	0	0	0	.000
5 Eaton, Jarrett	.000	3-0	0	1	0	0	0	0	0	0	.000	0	0	0	0	.000	0	0	0-0	1	0	0	1.000
Totals	.239	10	352	36	84	15	0	5	33	114	.324	32	9	86	6	.316	2	4	8-12	279	103	6	.985
Opponents	.250	10	348	57	87	18	2	8	54	133	.382	58	3	87	4	.359	3	6	6-9	285	122	7	.983

LOB - Team (78), Opp (82). DPs turned - Team (4), Opp (6). IBB - Team (2), Howell, K. 1, Bliss, R. 1, Opp (2). Picked off - Ward, J. 1, Howell, K. 1.

(Last 10 Sorted by Earned run avg)

Player	era	w-l	app	gs	cg	sho	sv	ip	h	r	er	bb	so	2b	3b	hr	b/avg	wp	hp	bk	sfa	sha	
20 Greenhill, Cody	0.00	0-0	4	0	0	0/1	3	7.2	5	0	0	3	8	1	0	0	.172	1	1	0	0	0	
37 Watson, Ryan	1.08	0-0	5	0	0	0/1	0	8.1	6	1	1	1	12	2	0	0	.200	0	0	0	0	0	
33 Morrison, Will	2.16	0-0	4	0	0	0/0	0	8.1	6	2	2	2	3	3	0	0	.214	0	1	0	0	0	
18 Fuller, Brooks	3.14	1-1	4	3	0	0/1	0	14.1	10	6	5	13	12	1	1	1	.208	4	0	0	1	2	
32 Burns, Tanner	4.50	0-1	2	2	0	0/0	0	12.0	12	6	6	3	17	4	0	1	.261	4	0	0	2	0	
14 Anderson, Elliott	5.79	1-1	5	0	0	0/0	0	9.1	7	8	6	7	9	1	0	1	.212	1	0	0	0	3	
43 Fitts, Richard	5.84	1-2	3	2	0	0/0	0	12.1	13	8	8	5	6	0	0	1	.283	0	0	0	0	0	
40 Wade, Garrett	10.29	0-0	3	2	0	0/0	0	7.0	12	8	8	7	7	2	0	0	.375	3	0	0	0	0	

8 Horn, Bailey	7.71	0-0	3	0	0	0/0	0	2.1	2	2	2	1	2	0	0	2	.222	1	1	0	0	0	
31 Schilleci, Blake	8.44	0-0	3	0	0	0/0	0	5.1	5	5	5	4	6	1	0	0	.238	0	0	0	0	0	
29 Skipper, Carson	15.43	0-1	4	1	0	0/0	0	4.2	8	8	8	7	5	2	1	2	.364	1	0	0	0	0	
36 Gray, Kyle	20.25	0-1	2	0	0	0/0	0	1.1	1	3	3	5	0	1	0	0	.250	0	0	0	0	1	
Totals	5.23	3-7	10	10	0	1/1	3	93.0	87	57	54	58	87	18	2	8	.250	15	3	0	3	6	
Opponents	3.13	7-3	10	10	0	3/3	2	95.0	84	36	33	32	86	15	0	5	.239	9	9	0	2	4	

PB - Team (2), Scheffler, M 2, Opp (3). Pickoffs - Team (0), Opp (2). SBA/ATT - Scheffler, M (3-5), Hall, C. (3-3), Morrison, W. (3-3), Schilleci, B (1-1), Fitts, R. (0-1), Fuller, B. (1-1), Wade, G. (1-1), Watson, R. (0-1), Anderson, E. (0-1).

GAMES SUMMARY



2019 Auburn Baseball
Games Summary for Auburn (as of Apr 15, 2019)
(All games)



Score by innings	1	2	3	4	5	6	7	8	9	EX	Total
Auburn	25	26	28	20	28	20	23	28	9	3	210
Opponents	21	25	12	25	15	14	14	31	1	7	165

Record when ...

Overall	24-12	After 6 leading	19-1
Conference	8-7 trailing	2-9
Non-Conference	16-5 tied	3-2
Home games	16-5	After 7 leading	20-1
Away games	8-6 trailing	1-8
Neutral site	0-1 tied	3-3
Day games	14-6	After 8 leading	24-0
Night games	10-6 trailing	0-11
vs Left starter	5-3 tied	0-1
vs Right starter	19-9		
1-Run games	2-0	Hit 0 home runs	11-9
2-Run games	5-1	... 1 home run	8-2
5+Run games	11-6	... 2+ home runs	5-1
Extra innings	1-2		
Shutouts	7-3	Opponent 0 home runs	16-5
	 1 home run	4-4
	 2+ HRs	4-3
Scoring 0-2 runs	2-6		
..... 3-5 runs	8-3	Made 0 errors	10-2
..... 6-9 runs	8-2 1 error	6-6
..... 10+ runs	6-1 2+ errors	8-4
Opponent 0-2 runs	14-0		
..... 3-5 runs	8-3	Opp. made 0 errors	6-4
..... 6-9 runs	2-6 1 error	8-5
..... 10+ runs	0-3 2+ errors	10-3
Scored in 1st inning	9-1	Out-hit opponent	15-2
Opp. scored in 1st	7-4	Out-hit by opponent	4-8
Scores first	12-4	Hits are tied	5-2
Opp. scores first	12-8		

Record when team scores:

Runs	0	1	2	3	4	5	6	7	8	9	10+
W-L	0-3	0-2	2-1	0-2	3-0	5-1	4-2	2-0	1-0	1-0	6-1

Record when opponent scores:

Runs	0	1	2	3	4	5	6	7	8	9	10+
W-L	7-0	2-0	5-0	4-0	0-3	4-0	0-2	0-1	0-1	2-2	0-3

Record when leading after:

Inn.	1	2	3	4	5	6	7	8
W-L	7-1	10-2	12-4	15-2	18-2	19-1	20-1	24-0

Record when trailing after:

Inn.	1	2	3	4	5	6	7	8
W-L	4-4	7-6	8-7	5-9	3-8	2-9	1-8	0-11

Record when tied after:

Inn.	1	2	3	4	5	6	7	8
W-L	13-7	7-4	4-1	4-1	3-2	3-2	3-3	0-1

Current losing streak: 1
Longest winning streak: 15
Longest losing streak: 4

Home attendance : 68412 (21 dates avg = 3257)
Away attendance : 91261 (15 dates avg = 6084)
Total attendance: 159673 (36 dates avg = 4435)

APR. 2 VS. GEORGIA TECH



2019 Auburn Baseball
Georgia Tech at #15 Auburn
Apr 02, 2019 at Auburn, Ala. (Plainsman Park)

**Georgia Tech 9 (20-9)**

Player	ab	r	h	rbi	bb	so	po	a	lob
Luke Waddell ss	5	2	1	1	1	1	3	5	2
Michael Guldborg dh	4	1	2	3	1	0	0	0	0
Kyle McCann c	3	0	1	2	0	2	10	1	0
Tristin English 1b	3	0	1	2	2	1	9	0	0
Baron Radcliff rf	5	0	0	0	0	1	0	0	8
Colin Hall lf	5	2	2	0	0	2	0	1	0
Oscar Serratos 3b	3	2	0	0	2	2	0	1	0
Austin Wilhite 2b	4	0	1	0	0	0	3	7	0
Nick Wilhite cf	2	2	1	0	3	0	2	0	0
Jake Brace p	0	0	0	0	0	0	0	0	0
Luke Bartnicki p	0	0	0	0	0	0	0	1	0
Jonathan Hughes p	0	0	0	0	0	0	0	0	0
Keyton Gibson p	0	0	0	0	0	0	0	0	0
Totals	34	9	9	8	9	9	27	16	10

Auburn 3 (22-7)

Player	ab	r	h	rbi	bb	so	po	a	lob
Ward, Judd lf	5	0	0	0	0	1	0	0	0
Howell, Kason cf	4	0	1	1	0	0	4	0	3
Lau, Everett ph	1	0	0	0	0	1	0	0	0
Julien, Edouard 3b	2	0	1	0	2	0	0	1	2
Woley, Rankin 1b	4	0	0	0	0	0	10	1	1
Williams, Steven rf	4	1	2	0	0	1	0	0	0
Davis, Conor dh	4	0	2	0	0	1	0	0	1
Holland, Will ss	4	1	1	1	0	3	0	4	1
Bliss, Ryan 2b	4	1	2	0	0	1	1	3	0
Scheffler, Matt c	2	0	2	1	1	0	11	1	0
Hall, Chase c	1	0	0	0	0	1	1	0	0
Wade, Garrett p	0	0	0	0	0	0	0	0	0
Gray, Kyle p	0	0	0	0	0	0	0	0	0
Horn, Bailey p	0	0	0	0	0	0	0	0	0
Schilleci, Blake p	0	0	0	0	0	0	0	0	0
Morrison, Will p	0	0	0	0	0	0	0	0	0
Totals	35	3	11	3	3	9	27	10	8

Score by Innings	1	2	3	4	5	6	7	8	9	R	H	E
Georgia Tech	0	0	1	4	0	0	0	4	0	9	9	0
Auburn	0	3	0	0	0	0	0	0	0	3	11	1

E - Wade, G.(1). DP - GT 1. LOB - GT 10; AUBURN 8. 2B - Guldborg, M(2); English, T(9); Wilhite, N(3); Davis, Co.(4). HBP - McCann, K 2. SH - Wilhite, A(2). SB - Guldborg, M(2); Holland, W.(13). CS - Julien, E.(1).

Georgia Tech	ip	h	r	er	bb	so	ab	bf	np	Auburn	ip	h	r	er	bb	so	ab	bf	np
Jake Brace	1.1	5	3	3	1	0	8	9	37	Wade, Garrett	3.0	5	3	3	3	3	13	16	60
Luke Bartnicki	2.2	2	0	0	2	2	10	12	54	Gray, Kyle	0.1	1	2	2	2	0	1	4	16
Jonathan Hughes	3.0	4	0	0	0	4	11	11	36	Horn, Bailey	0.2	0	0	0	0	1	2	3	16
Keyton Gibson	2.0	0	0	0	0	3	6	6	30	Schilleci, Blake	3.2	1	4	4	3	4	12	15	64
										Morrison, Will	1.1	2	0	0	1	1	6	8	24

Win - Hughes, J (3-2). Loss - Gray, K. (1-3). Save - None.

WP - Hughes, J(6); Wade, G. 2(4); Horn, B.(1). HBP - by Horn, B. (McCann, K); by Morrison, W. (McCann, K).

Pitches/strikes: Brace, J 37/23; Bartnicki, L 54/31; Hughes, J 36/25; Gibson, K 30/20; Wade, G. 60/36; Gray, K. 16/5; Horn, B. 16/8; Schilleci, B 64/33; Morrison, W. 24/18.

Umpires - HP: Ryan Clark 1B: Craig Mirr 2B: Jeff Head 3B: Eric Goshay

Start: 6:02 pm Time: 3:27 Attendance: 3626

Weather: 65, sunny

Wade, G. faced 2 batters in the 4th.

Bartnicki, L faced 1 batter in the 5th.

TV/RADIO ROSTER



1 JUDD WARD



2 EVERETT LAU




3 DEVIN WARNER




4 RANKIN WOLEY



5 JARRETT EATON



6 MATT SCHEFFLER



7 ED JOHNSON



8 BAILEY HORN



9 RYAN BLISS



10 EDOUARD JULIEN



11 CHASE HALL



12 RYAN HOERTER



13 DAVIS DANIEL



14 ELLIOT ANDERSON



16 KASON HOWELL




17 WILL HOLLAND



18 BROOKS FULLER



19 BRODY MOORE



20 CODY GREENHILL



21 JACKSON HENDERSON



22 FORD LUTTRELL



23 PEYTON GLAVINE




24 CONOR DAVIS



25 DAWSON SWEATT



26 TROY BEARDEN



29 CARSON SKIPPER



31 BLAKE SCHILLECI



32 TANNER BURNS



33 WILL MORRISON



36 KYLE GRAY



37 RYAN WATSON




38 BRETT OLSON



40 GARRETT WADE



41 STEVEN WILLIAMS



43 RICHARD FITTS



44 JACK OWEN



30 BUTCH THOMPSON



35 KARL NONEMAKER



39 GABE GROSS



34 STEVE SMITH