



# 2022 AUBURN BASEBALL

AUBURN ATHLETICS COMMUNICATIONS: 392 SOUTH DONAHUE DRIVE || AUBURN, AL 36849 || AUBURNTIGERS.COM || @AUBURN\_BASEBALL

## 2022 SCHEDULE

Day	Date	Opponent	Time/Result
Fri	Feb. 18	vs. Oklahoma	L, 0-3
Sat	Feb. 19	vs. #12 Texas Tech	W, 2-1
Sun	Feb. 20	vs. Kansas State	W, 12-1
<b>WED FEB. 23</b>		<b>TROY</b>	<b>W, 13-0</b>
<b>FRI FEB. 25</b>		<b>YALE</b>	<b>W, 9-0</b>
<b>SAT FEB. 26</b>		<b>YALE</b>	<b>W, 4-3</b>
<b>SAT FEB. 26</b>		<b>YALE</b>	<b>L, 4-5 (10)</b>
<b>TUE MAR. 1</b>		<b>ALABAMA STATE</b>	<b>W, 13-7</b>
<b>WED MAR. 2</b>		<b>UAB</b>	<b>W, 16-1</b>
<b>FRI MAR. 4</b>		<b>RHODE ISLAND</b>	<b>W, 7-2</b>
<b>SAT MAR. 5</b>		<b>RHODE ISLAND</b>	<b>W, 16-0</b>
<b>SAT MAR. 5</b>		<b>RHODE ISLAND</b>	<b>W, 12-0</b>
<b>SUN MAR. 6</b>		<b>RHODE ISLAND</b>	<b>W, 14-1</b>
Wed	Mar. 9	vs. Tennessee Tech	W, 4-3
<b>FRI MAR. 11</b>		<b>MIDDLE TENNESSEE</b>	<b>L, 8-10</b>
<b>SAT MAR. 12</b>		<b>MIDDLE TENNESSEE</b>	<b>W, 10-7</b>
<b>SUN MAR. 13</b>		<b>MIDDLE TENNESSEE</b>	<b>L, 3-4 (8)</b>
<b>THU MAR. 17</b>		<b>#1 OLE MISS</b>	<b>L, 6-13</b>
<b>FRI MAR. 18</b>		<b>#1 OLE MISS</b>	<b>W, 19-5</b>
<b>SAT MAR. 19</b>		<b>#1 OLE MISS</b>	<b>L, 2-15</b>
Tue	Mar. 22	vs. South Alabama	W, 13-12
Fri	Mar. 25	at Texas A&M	W, 6-5 (10)
Sat	Mar. 26	at Texas A&M	L, 4-5 (11)
Sun	Mar. 27	at Texas A&M	W, 13-9
<b>TUE MAR. 29</b>		<b>JACKSONVILLE STATE</b>	<b>L, 2-5</b>
Thu	Mar. 31	at #12 LSU	W, 6-5
Fri	Apr. 1	at #12 LSU	L, 2-9
Sat	Apr. 2	at #12 LSU	W, 6-4
Tue	Apr. 5	at UAB	W, 6-4
<b>FRI APR. 8</b>		<b>#12 VANDERBILT</b>	<b>W, 5-1</b>
<b>SAT APR. 9</b>		<b>#12 VANDERBILT</b>	<b>L, 4-19</b>
<b>SUN APR. 10</b>		<b>#12 VANDERBILT</b>	<b>W, 8-2</b>
<b>TUE APR. 12</b>		<b>SAMFORD</b>	<b>W, 4-1</b>
Thu	Apr. 14	at Miss. State	L, 6-7
Fri	Apr. 15	at Miss. State	L, 5-9
Sat	Apr. 16	at Miss. State	W, 3-2
<b>TUE APR. 19</b>		<b>ALABAMA STATE</b>	<b>W, 6-5 (10)</b>
<b>WED APR. 20</b>		<b>KENNESAW STATE</b>	<b>W, 14-1</b>
<b>FRI APR. 22</b>		<b>SOUTH CAROLINA</b>	<b>W, 6-3</b>
<b>SAT APR. 23</b>		<b>SOUTH CAROLINA</b>	<b>W, 8-6</b>
<b>SUN APR. 24</b>		<b>SOUTH CAROLINA</b>	<b>W, 2-0</b>
Tue	Apr. 26	at Jacksonville State	W, 8-4
Fri	Apr. 29	at #1 Tennessee	L, 4-17
Sat	Apr. 30	at #1 Tennessee	W, 8-6
Sun	Apr. 31	at #1 Tennessee	L, 3-5
<b>FRI MAY 6</b>		<b>#3 ARKANSAS</b>	<b>L, 8-11</b>
<b>SAT MAY 7</b>		<b>#3 ARKANSAS</b>	<b>W, 5-3</b>
<b>SUN MAY 8</b>		<b>#3 ARKANSAS</b>	<b>L, 4-7</b>
Tue	May 10	at Troy	6 pm
<b>FRI MAY 13</b>		<b>ALABAMA</b>	<b>7:30 PM</b>
<b>SAT MAY 14</b>		<b>ALABAMA</b>	<b>2 PM</b>
<b>SUN MAY 15</b>		<b>ALABAMA</b>	<b>3 PM</b>
Tue	May 17	at Samford	6 pm
Thu	May 19	at Kentucky	5:30 pm
Fri	May 20	at Kentucky	5:30 pm
Sat	May 21	at Kentucky	1 pm

### POSTSEASON

May 24-29	SEC Tournament	TBA
June 3-6	NCAA Regionals	TBA
June 10-13	NCAA Super Regionals	TBA
June 17-27	College World Series	TBA

Home games in **BOLD CAPS**

All home games at Plainsman Park | All times central  
^ SEC Tournament



## GAME 49

TROY, ALA. (Riddle-Pace Field)



#20 **AUBURN TIGERS** (32-16, 13-11 SEC)

Head Coach: Butch Thompson (Birmingham-Southern, 1992)

Career Record: 250-179 (8th season) | Record at Auburn: 211-158 (7th season)

VS.



**TROY TROJANS** (29-17, 13-11 Sun Belt)

Head Coach: Skylar Meade (Louisville, 2007)

Career Record: 29-17 (1st season) | Record at Troy: 29-17 (1st season)

### » QUICK HITTERS

- Auburn is 10-1 in midweek games and has outscored the opponent 99-44.
- The team is 12-7 in games played away from Plainsman Park, including 4-0 in road midweeks.
- The 12 wins in road and neutral-site games are tied for the most in the SEC.
- The Tigers are 86-26 (.768) against non-conference opponents in the regular season since the start of the 2018 season, including 19-5 this year.
- Auburn has outscored the opponent 200-81 in non-conference play, hitting .304 with a 2.82 ERA.
- The team has won 17 games in which it has trailed this season.
- The Tigers are 14-6 in games decided by one or two runs.
- Jordan Armstrong is set to make his fifth start, including his first start since Mar. 29, Tuesday.
- Auburn has homered in a season-best six straight games.
- The seven homers in three games vs. Arkansas were the most in a three-game span this year.
- Auburn is 57-23 all-time against Troy, including 12-9 in road games against the Trojans.
- The two teams squared off in Auburn's home opener on Feb. 23 with the Tigers emerging victorious by a score of 13-1.

## PITCHING MATCHUP

AUBURN

TROY

TUE | SR RHP **Jordan Armstrong**

(3-1, 5.33)

vs. JR RHP **Bay Witcher**

(3-2, 6.27)

## GAME INFO

Date: Tuesday, May 10, 2022

Game Time: 6 p.m. CT

Site: Troy, Ala. / Riddle-Pace Field (2,000)

TV: ESPN+

Talent: Barry McKnight, Jerry Miller

Radio: 93.9 FM | AuburnTigers.com

Talent: Andy Burcham, Brad Law

Live Stats: StatBroadcast.com

Twitter Updates: @AuburnBaseball

Postgame Recap: AuburnTigers.com

Series History: Auburn leads, 57-23

Auburn: Auburn leads, 36-9

Troy: Auburn leads, 12-9

Neutral: Auburn leads, 6-4

Last Meeting: Auburn 13, Troy 1 (2/23/22)

Streak: W1

## AUBURN

32-16, 13-11 SEC

### Team Leaders

Batting Average:	SR IF <b>Sonny DiChiara</b> (.420)
Runs:	Two tied (44)
2B:	Two tied (15)
HR:	SR IF <b>Sonny DiChiara</b> (15)
RBI:	SR IF <b>Sonny DiChiara</b> (42)
Stolen Bases:	R-JR IF <b>Blake Rambusch</b> (14-19)

## TROY

29-17, 13-11 Sun Belt

### Team Leaders

Batting Average:	JR IF <b>Donovan Whibbs</b> (.323)
Runs:	SR IF <b>Jesse Hall</b> (34)
2B:	SR IF <b>Jesse Hall</b> (13)
HR:	SR IF <b>Easton Kirk</b> (7)
RBI:	SR IF <b>Jesse Hall</b> (35)
Stolen Bases:	SR OF <b>Rigsby Mosely</b> (12-12)

## POTENTIAL STARTING LINEUP

Pos.	#	Player	AVG	AB	R	H	2B	3B	HR	RBI	SB-SBA	BB
C	28	Nate LaRue	.227	97	14	22	6	0	4	21	2-2	9
1B	17	Sonny DiChiara	.420	143	42	60	15	0	15	42	0-0	53
2B	7	Cole Foster	.259	135	28	35	5	0	6	31	1-2	23
3B	11	Blake Rambusch	.354	198	42	70	9	1	4	34	14-19	22
SS	4	Brody Moore	.284	183	34	52	9	0	4	25	3-5	19
LF	19	Brooks Carlson	.298	121	26	36	4	0	5	21	0-0	15
CF	5	Kason Howell	.293	191	40	46	15	2	2	29	11-12	20
RF	27	Bobby Peirce	.297	91	14	27	2	3	5	19	3-4	7
DH	16	Cam Hill	.277	101	15	28	7	0	0	16	0-1	12

## AUBURN'S RECORD WHEN...

	2022	Under Thompson
Overall	32-16	211-158
SEC	13-11	76-97
Non-Conference	19-5	123-50
Postseason	0-0	15-14
Home	20-9	141-72
Away	8-6	50-67
Neutral	4-1	18-17
Current streak	L1	L1
Last 5 games	2-3	2-3
Last 10 games	6-4	6-4

### Situational:

AU scores first	16-5	139-53
Opp. scores first	16-11	72-105
AU scores 4+ runs	29-10	191-73
AU scores 3 runs or less	3-6	20-85
AU leads after 7 innings	24-2	169-16
8 innings	27-2	191-14
AU trails after 7 innings	4-11	16-114
8 innings	3-12	7-124
Game tied after 7 innings	3-2	21-24
8 innings	1-1	6-14
Extra Innings	2-3	11-18
1-run games	8-4	44-43
2-run games	6-2	27-16
3-run games	3-4	23-22
Games decided by 5+ runs	12-5	96-48
vs. LH Starter	7-3	62-49
vs. RH Starter	25-13	150-108
More hits than opponent	21-4	155-29
Fewer hits than opponent	7-11	36-118
Hits are tied	4-1	18-12
AU has 10+ hits	19-6	127-62
Opp. has 10+ hits	8-9	51-99
Hit a home run	20-10	137-67
Opp. hits a home run	14-14	89-103
AU quality start	6-2	67-22
Opp. quality start	1-1	26-56
AU commits no errors	15-3	92-39
Opp. commits no error	13-6	58-78

### By Day:

Sunday	6-3	34-29
Monday	0-0	1-2
Tuesday	6-1	43-17
Wednesday	4-0	18-6
Thursday	1-2	8-16
Friday	5-6	50-38
Saturday	9-4	54-48
Day Games (first pitch before 6 p.m.)	14-8	120-83
Night Games (first pitch after 6 p.m.)	18-8	92-75
Doubleheaders	4-2	25-15

### By Month:

February	5-2	45-14
March	13-6	74-41
April	13-5	51-49
May	1-3	29-44
June	0-0	10-7

### By Jersey:

White	7-3	57-33
Blue	6-3	39-32
Orange	8-4	47-33
Gray	4-2	24-37
Pinstripes	7-4	34-21
Cream Throwback	0-0	8-2

## UNIVERSITY INFORMATION

<b>Location</b>	Auburn, Ala.
<b>Enrollment</b>	31,526
<b>Founded</b>	October 1, 1856
<b>Nickname</b>	Tigers
<b>Colors</b>	Burnt Orange and Navy Blue
<b>President</b>	Dr. Jay Gogue
<b>Athletics Director</b>	Allen Greene
<b>Conference</b>	Southeastern (SEC West)
<b>Stadium / Capacity</b>	Samford Stadium-Hitchcock Field at Plainsman Park / 4,096
<b>Ticket Office Phone</b>	855-282-2010

## BASEBALL COACHING / SUPPORT STAFF

<b>Head Coach</b>	Butch Thompson (Birmingham-Southern, 1992)
<b>Record at Auburn / Seasons</b>	211-158 (.572) / 7th
<b>Career Coaching Record / Seasons</b>	250-179 (.583) / 8th
<b>Assistant Coach</b>	Karl Nonemaker (Vanderbilt, 2002)
<b>Assistant Coach</b>	Gabe Gross (Auburn, 2012)
<b>Volunteer Assistant</b>	Tim Hudson (Auburn, 2021)
<b>Director of Player Development</b>	Aaron Everett (UT Martin, 2012)
<b>Director of Operations</b>	Greg Drye (Southern Miss, 1998)
<b>Athletic Trainer</b>	Anthony Sandersen (South Dakota State, 2004)
<b>Strength &amp; Conditioning</b>	Chris Joyner (Minnesota State - Mankato, 2001)

## PROGRAM HISTORY

<b>Modern Era Program Record (since 1949)</b>	2,020-1,391-4 (.592)
<b>College World Series Appearances / Last</b>	5 / 2019
<b>College World Series Record</b>	3-10 (.231)
<b>NCAA Regional Appearances / Last</b>	22 / 2019
<b>NCAA Regional Record</b>	51-45 (.531)
<b>NCAA Super Regional Appearances / Last</b>	3 / 2019
<b>NCAA Super Regional Record</b>	3-5 (.375)
<b>Last Postseason Opponent</b>	Louisville / 2019 College World Series
<b>Result</b>	Lost, 5-3

## POSTSEASON HISTORY

**College World Series Appearances: 5** (1967, 1976, 1994, 1997, 2019)

**Super Regional Appearances: 3** (1999, 2018, 2019)

**NCAA Regional Appearances: 22** (1963, 1967, 1976, 1978, 1987, 1989, 1993-95, 1997-2003, 2005, 2010, 2015, 2017, 2018, 2019)

**NCAA Regional Titles: 7** (1967, 1976, 1994, 1997, 1999, 2018, 2019)

## MEDIA RELATIONS

**Baseball Contact:** George Nunnelley, Asst. Director - Athletics Comm.

**Cell:** 502-609-9982

**Email:** gnnunnelley@auburn.edu

**Twitter:** @gnunnelley

**Associate AD:** Kirk Sampson

## 2022 AUBURN BASEBALL ROSTER

No.	Name	Pos.	Cl.	B/T	Ht.	Wt.	Exp.	Hometown (Previous School)
1	Blake Rambusch	IF/OF	R-Jr.	R/R	5-9	175	JC	Austin, Texas (Grayson College)
2	Josh Hall	OF	R-Jr.	L/R	5-9	192	1L	Birmingham, Ala. (Ole Miss)
4	Brody Moore	IF	Sr.	R/R	5-11	183	3L	Oneonta, Ala. (Oneonta)
5	Kason Howell	OF	Sr.	R/R	6-0	180	3L	Argyle, Texas (Liberty Christian)
6	Ryan Dyal	C	R-So.	L/R	5-10	197	1L	Senoia, Ga. (East Coweta)
7	Cole Foster	IF	So.	S/R	6-1	190	1L	Plano, Texas (Plano Senior)
8	Bryson Ware	OF	Jr.	R/R	6-2	193	1L	Madison, Miss. (Pearl River CC)
9	Cade Granzow	RHP	Fr.	R/R	6-3	220	HS	Franklin, Tenn. (Brentwood)
11	Garrett Farquhar	IF	5th	R/R	5-11	187	2L	Hoover, Ala. (Shelton State CC)
13	Ben Schorr	C	R-Fr.	R/R	6-0	185	RS	Columbus, Ga. (Columbus)
14	Brooks Fuller	LHP	Sr.	L/L	6-3	210	3L	Auburn, Ala. (Auburn)
16	Cam Hill	IF/LHP	So.	L/L	6-5	214	1L	Madison, Ala. (Bob Jones)
17	Sonny DiChiara	IF	Sr.	R/R	6-1	263	TR	Hoover, Ala. (Samford)
18	Mason Barnett	RHP	Jr.	R/R	6-0	218	2L	Cartersville, Ga. (Cartersville)
19	Brooks Carlson	IF	Gr.	R/R	5-11	192	TR	Mobile, Ala. (Samford)
20	Hayden Mullins	LHP	Jr.	L/L	6-0	194	2L	Gallatin, Tenn. (Hendersonville)
21	Trace Bright	RHP	Jr.	R/R	6-4	199	2L	Montgomery, Ala. (Trinity Presbyterian)
22	Garrett Wade	LHP	R-Jr.	L/L	6-3	199	2L	Hartselle, Ala. (Hartselle)
23	Parker Carlson	RHP	Fr.	R/R	6-1	170	HS	Mobile, Ala. (Faith Academy)
27	Bobby Peirce	OF	R-Jr.	R/R	6-2	181	1L	Scottsdale, Ariz. (South Mountain CC)
28	Nate LaRue	C/RHP	Jr.	R/R	6-3	217	2L	Mobile, Ala. (McGill-Toolen)
29	Carson Skipper	LHP	Sr.	L/L	6-2	211	3L	Trussville, Ala. (Trussville)
31	Mike Bello	OF	Fr.	L/L	6-1	190	HS	Oak Ridge, N.J. (Pope John XXIII)
32	Carson Swilling	RHP	So.	R/R	5-11	196	1L	Smiths Station, Ala. (Smiths Station)
34	Ben Bosse	RHP	Fr.	R/R	6-1	194	HS	Brenham, Texas (Brenham)
37	Mason Land	IF	Jr.	L/R	5-10	173	JC	Cantonment, Fla. (Chattahoochee Valley CC)
40	Blake Burkhalter	RHP	Jr.	R/R	6-0	204	2L	Dothan, Ala. (Northview)
41	John Armstrong	RHP	Fr.	R/R	5-11	200	HS	Marietta, Ga. (Harrison)
43	Chase Isbell	RHP	Jr.	R/R	6-2	198	TR	Springville, Ala. (Samford)
44	Grant Newton	RHP	R-Jr.	R/R	6-4	236	TR	Orange County, Calif. (Santa Ana College)
45	Joseph Gonzalez	RHP	So.	R/R	6-4	230	1L	Humacao, P.R. (Leadership Christian Academy)
46	Chase Allsup	RHP	Fr.	R/R	6-1	220	HS	Dothan, Ala. (Dothan)
47	Tommy Sheehan	LHP	Gr.	L/L	6-0	209	TR	Brielle, N.J. (Notre Dame)
50	Jake Wyandt	C	Gr.	R/R	5-11	195	TR	Laurel, Md. (Presbyterian)
51	Luke Burk	IF	Jr.	R/R	6-0	219	JC	Galena, Mo. (Neosho County CC)
52	Jordan Armstrong	RHP	Sr.	R/R	6-2	184	JC	McDonough, Ga. (Chattahoochee Valley CC)
54	Konner Copeland	LHP	So.	L/L	6-2	189	JC	Mobile, Ala. (Pensacola State CC)
57	Tyler Drabick	RHP	Gr.	R/R	6-2	193	TR	Canton, Ohio (Lipscomb)
72	Brody Moss	IF	Fr.	L/R	5-11	173	HS	Helena, Ala. (Helena)

### COACHES & STAFF

30	Butch Thompson	Head Coach
35	Karl Nonemaker	Assistant Coach
39	Gabe Gross	Assistant Coach
15	Tim Hudson	Volunteer Assistant Coach
	Aaron Everett	Director of Player Development
	Greg Drye	Director of Operations
	Chris Joyner	Strength & Conditioning
	Anthony Sandersen	Athletic Trainer
	Jeremy Page	Athletic Trainer Intern

### PRONUNCIATION GUIDE

Ben BOSSE.....	BOSSY
Sonny DICHARA .....	De-SHARE-uh
Ryan DYAL.....	DIAL
Garrett FARQUHAR .....	FAR-kwar
Cade GRANZOW .....	Gran-ZO
KASON Howell.....	KAY-son
Chase ISBELL.....	IZ-bull
Ben SCHORR.....	SHORE
Jake WYANDT .....	Why-ANDT

**30 BUTCH THOMPSON HEAD COACH**

**THE AUBURN SKIPPER**

- Eight College World Series appearances / 17 postseason appearances
- 2013 National Runner-up (Mississippi State)
- 2001 National Champion (Birmingham-Southern)
- 2014 Baseball America/ABCA National Assistant Coach of the Year
- 2006 FCA Coach of the Year
- Coached 18 pitchers who went on to pitch in the Major Leagues
- Recruited and coached 33 pitchers who were drafted out of college that weren't drafted out of high school

**Butch Thompson enters his seventh season at the helm of the program in 2021, posting a record of 179-142 in his first six seasons. He led the program to the first College World Series appearance in 22 years in 2019 and took the Tigers to three straight regionals for the first time since 2001-03.**

Butch Thompson was named Auburn's head baseball coach on October 22, 2015 and enters his seventh season with the Tigers in 2021.

Thompson, who spent three seasons as an assistant coach and recruiting coordinator at Auburn from 2006-08, returned to The Plains after seven seasons at Mississippi State as both associate head coach and pitching coach.

A native of Amory, Miss., Thompson has coached 31 Division I All-Americans and 40 all-conference performers. He has seen 18 of his former pitchers make their Major League Baseball debuts, including 12 since 2014. Thompson has also turned 33 pitchers who went undrafted out of high school into MLB draft picks.

Thompson had three pitchers drafted in the first 11 rounds in 2014 and five pitchers drafted, including three in the top 10 rounds, in 2013. He added a first-round selection in the 2016 draft, a third-round pick in Keegan Thompson in 2017 and the first No. 1 overall pick in program history in Casey Mize in 2018. With Tanner Burns also going as a supplemental first round pick in 2020, Auburn became one of four programs with a pair of pitchers drafted in the first round from 2018-20.

Along with his pitching pedigree, Thompson is also considered one of the top recruiters in the country. Since 2003, he has secured 14 recruiting classes that were ranked in the top 10 by either Baseball America or Perfect Game, including the No. 5 signing class in 2017 and a program record No. 4 class in 2018. His classes signed from 2006-08 at Auburn each ranked in the top 18 nationally, including the No. 5 class in 2008, which included All-American and SEC Player of the Year Hunter Morris.

In 29 years of coaching at the collegiate level, including 20 in the Southeastern Conference, Thompson has coached eight College World Series participants, including leading the Tigers to the program's first trip to the College World Series in 22 years in 2019. Thompson has also coached one national champion and a national runner-up, won nine conference championships and made 17 postseason appearances. He has also served as an assistant under three National Coach of the Year recipients.

Thompson was named the 2006 Fellowship of Christian Athletes SEC Coach of the Year while at Auburn and the 2014 Baseball America and American Baseball Coaches Association (ABCA) National Assistant Coach of the Year while at Mississippi State.

Thompson has returned the Tigers to prominence in five seasons on The Plains as he has guided the team to a 179-142 overall record and took the team to three straight NCAA Tournament appearances for the first time since 2001-03, including back-to-back super regionals for the first time in program history. After advancing to the College World Series in 2019 and a winner-take-all game three in the Gainesville Super Regional in 2018, the Tigers finished those respective seasons ranked as high as No. 8 and No. 9. It marked the third time in program history the team has finished back-to-back seasons in the top 10.

Entering the 2019 postseason as the No. 2 seed in the Atlanta Regional, Auburn became the only program to sweep a regional on the road in each of the last two pot-seasons before also becoming the first team to defeat North Carolina in a Chapel Hill Super Regional in 2019, punching its ticket to Omaha for the first time since 1997.

In seven seasons at MSU, Thompson made four NCAA regional trips, two Super Regionals, won the SEC Tournament and advanced to the College World Series finishing as NCAA runner-up in 2013. In three of his last four seasons in Starkville, the Bulldogs' staff ERA finished no higher than 3.06. Thompson's 2013 pitching staff was one of two nationally to finish in the top 15 in ERA, strikeouts per nine innings and hits allowed per nine innings.



In addition to his experience at Auburn and Mississippi State, Thompson also spent four seasons at Georgia from 2002-05, including a trip to the College World Series in 2004. While there, he guided the development of future Major Leaguers Josh Fields, Mitchell Boggs and Brooks Brown.

Thompson launched his coaching career as pitching coach and top assistant at Huntingdon College (Ala.) in 1993, before returning to his alma mater in Birmingham, where he helped lead the Panthers to back-to-back Southern States Conference Championships and in 1995 coached BSC to its first NAIA World Series berth.

Thompson left BSC briefly to serve as head coach at Jefferson State Community College in Birmingham in 1997. While at JSCC, he was honored as the Regional Tournament Coach of the Year, the ABCA Alabama Junior College Coach of the Year and the Southeast Region Coach of the Year after guiding JSCC to a 39-21 mark, the AJCAA Region 22 State Championship and a third-place finish in the NJCAA Division II World Series.

He returned to Birmingham-Southern as top assistant the following season, beginning a four-year run during the most successful span in BSC baseball history. The Panthers won 196 games and four TranSouth Conference Championships and made three-consecutive appearances in the NAIA World Series. BSC's 2001 team posted a school-best 55-11 mark and captured the NAIA National Championship.

In 2002, Thompson joined the SEC baseball coaching fraternity as a pitching coach and recruiting coordinator at Georgia and has been a part of the league for the past 17 seasons.

Thompson currently serves as the large-school representative for the Alabama Baseball Coaches Association and is an All-American committee member representing the South region for the ABCA.

Thompson prepped at Amory (Miss.) High School and later starred as a pitcher at Itawamba (Miss.) Community College from 1989-90. He is a member of both the ICC Athletic Hall of Fame (Class of 2014) and MACCC Hall of Fame (Class of 2021).

Thompson earned a Bachelor's Degree in History at BSC in 1992 and completed a Master's Degree in Sports Administration at UAB in 1996. He is married to the former Robin Ashe of Birmingham, Ala., and they are the parents of three daughters --- Anna, Olivia and Madelyn Gail.

**NATIONAL POLLS**

**NEWS & NOTES**

**BASEBALL AMERICA**

May 9

1. Oregon State
2. Tennessee\*
3. Oklahoma State
4. Virginia Tech
5. Arkansas\*
6. Miami
7. Louisville
8. Notre Dame
9. Stanford
10. Gonzaga
11. Virginia
12. Texas A&M\*
13. Florida State
14. LSU\*
15. Texas Tech\*
16. Texas State
17. Southern Miss
18. UConn
19. Maryland
20. TCU
21. **AUBURN**
22. UCLA
23. UC Santa Barbara
24. Oklahoma
25. Vanderbilt\*

**D1 BASEBALL**

May 9

1. Tennessee\*
2. Oregon State
3. Oklahoma State
4. Arkansas\*
5. Virginia Tech
6. Miami
7. Louisville
8. Stanford
9. Texas Tech\*
10. Texas A&M\*
11. Gonzaga
12. Virginia
13. UConn
14. Southern Miss
15. Texas State
16. Notre Dame
17. LSU\*
18. Maryland
19. UC Santa Barbara
20. **AUBURN**
21. Florida State
22. Texas
23. UCLA
24. Vanderbilt\*
25. Grand Canyon

**USA TODAY**

May 9

1. Tennessee\*
2. Oregon State
3. Oklahoma State
4. Arkansas\*
5. Miami
6. Virginia Tech
7. Stanford
8. Louisville
9. Virginia
10. UConn
11. Souther Miss
12. Gonzaga
13. Texas Tech\*
14. Notre Dame
15. LSU\*
16. Texas A&M\*
17. Maryland
18. Texas
19. Texas State
20. **AUBURN**
21. Vanderbilt\*
22. Georgia
23. UC Santa Barbara
24. UCLA
25. Florida State

**NCBWA**

May 9

1. Oregon State
2. Tennessee\*
3. Oklahoma State
4. Arkansas\*
5. Virginia Tech
6. Miami
7. Louisville
8. Texas Tech
9. Stanford
10. UConn
11. Gonzaga
12. Southern Miss
13. Virginia
14. Maryland
15. Notre Dame
16. Texas A&M
17. Texas State
18. LSU\*
19. Texas
20. UCLA
21. UC Santa Barbara
22. **AUBURN**
23. Florida State
24. Vanderbilt\*
25. Georgia

**PERFECT GAME**

May 9

1. Tennessee\*
2. Oregon State
3. Virginia Tech\*
4. Oklahoma State
5. Miami
6. Arkansas\*
7. UConn
8. Louisville
9. LSU\*
10. Texas A&M\*
11. Florida State
12. Gonzaga
13. Notre Dame
14. Southern Miss
15. Texas Tech
16. Texas
17. Stanford
18. Virginia
19. UC Santa Barbara
20. Grand Canyon
21. Oklahoma
22. **AUBURN**
23. UCLA
24. Texas State
25. East Carolina

**COLLEGIATE BASEBALL**

May 9

1. Oregon State
2. Tennessee\*
3. Oklahoma State
4. Arkansas\*
5. Miami
6. Louisville
7. Virginia Tech
8. UConn
9. UC Santa Barbara
10. Stanford
11. Texas A&M\*
12. Texas State
13. Arizona
14. Ball State
15. UCLA
16. Vanderbilt\*
17. Notre Dame
18. Virginia
19. LSU\*
20. Southern Miss
21. **AUBURN**
22. Rutgers
23. Maryland
24. Grand Canyon
25. Georgia

**AUBURN IN THE POLLS**

**BA D1 CB NC PG USA**

Pre.	NR	NR	NR	NR	NR	NR
2/21	NR	NR	NR	NR	NR	NR
2/28	NR	NR	NR	NR	NR	NR
3/7	NR	NR	NR	NR	NR	NR
3/14	NR	NR	NR	NR	NR	NR
3/21	NR	NR	NR	NR	NR	NR

**BA D1 CB NC PG USA**

3/28	NR	NR	NR	NR	NR	NR
4/4	25	NR	18	NR	NR	NR
4/11	17	17	14	23	19	22
4/18	23	19	21	25	25	22
4/25	21	19	17	19	19	21
5/2	21	19	19	22	19	18

**BA D1 CB NC PG USA**

5/9	21	20	21	22	22	20
-----	----	----	----	----	----	----

**SCOUTING THE TROJANS**

- Troy enters the week with a 29-17 overall record and 13-11 mark in Sun Belt play after getting swept at Georgia Southern over the weekend.
- The Trojans entered last weekend riding a five-game winning streak.
- Offensively, Troy is hitting .275 as a team and is led by junior infielder Donovan Whibbs .323 clip. Senior infielder Jesse Hall has been the team's top run scorer and producer, leading the way with 34 runs scored and 35 driven in.
- On the mound, the Trojans have turned in a 4.67 staff ERA and have struck out 451 batters in 407.0 innings, good for the top strikeout rate (10.0) in the Sun Belt.

**ON THE ROAD AGAIN**

- Starting Tuesday at Troy, five of Auburn's last eight regular season games are on the road.
- The Tigers are 12-7 in games played away from Plainsman Park, including 6-1 against non-conference opponents.
- The 12 wins away from home are tied for the most in the conference this season.

**AUBURN IN THE RANKINGS**

- Auburn is ranked in all six major polls for the fifth straight week, checking in as high as No. 20 (D1 Baseball) and as low as No. 22 (NCBWA/Perfect Game).

**TOO CLOSE FOR COMFORT**

- After going 6-11 in one-run games last year, Auburn has already surpassed its one-run win total from a season ago, going 8-4 in one-run games this season.
- The Tigers are 14-6 in games decided by one or two runs.

**COMEBACK KIDS**

- Auburn's win in the middle game against Arkansas marked the team's 17th win in a game in which the team has trailed this season, including the seventh win when trailing or tied after seven.
- The six-run comeback win against South Alabama on Mar. 22 was the team's largest since coming back from a seven-run deficit against Florida A&M on Feb. 22, 2017.

**REACHING BASE AT RECORD-SETTING RATE**

- Sonny DiChiara has reached base in all 44 games this season and in 46 straight games dating back to last year.
- He has reached multiple times in 39 games this year, including 21 of 24 in SEC play, and has reached at least three times on 25 occasions.
- DiChiara's .583 on-base percentage is currently eight points higher than the highest national clip (Adley Rutschman, 2019) in the last 10 full seasons.
- Along with DiChiara, leadoff hitter Blake Rambusch has reached base in 104 of 106 games dating back to 2019.

**BOBBY BARRELS**

- Since being inserted into the starting lineup in the middle game at LSU, Bobby Peirce is hitting .296 and ranks second on the team with five HR and 17 RBI
- Peirce hit a two-run homer in the first inning of the series finale against Arkansas, marking his third homer in the last five games and his fourth in the last nine.

## THE LAST TIME...

### BATTING SUPERLATIVES

5 hits in a game Anfernee Grier at Kennesaw St. [5-for-6] (4/12/16)  
 6 hits in a game Tyler Johnstone vs. Elon [6-for-7, 2B, 3B] (2/25/05)

Reached base 6 times Bryson Ware vs. Alabama A&M [3-5, 3 BB] (2/24/21)

**4 runs in a game**  
 5 runs in a game **Mike Bello at Texas A&M (3/27/22)**  
 6 runs in a game Rankin Woley vs. #18 Boston College (3/6/21)  
 Bryson Ware vs. Alabama A&M (2/24/21)

10-game hitting streak Rankin Woley, 12 games (2/28-3/21/21)  
**15-game hitting streak** **Blake Rambusch, 17 games (3/5-4/1/22)**  
 20-game hitting streak A. Grier, 22 games, (5/31/15-3/22/16)  
 25-game hitting streak Justin Fradejas, 27 games (3/23-5/7/10)  
 30-game hitting streak Casey Dunn, 31 games (2/22 [G1]-4/15/97)

3 doubles in a game Ryan Bliss vs. LSU (5/6/21)  
 4 doubles in a game Ken Dempsey vs. Georgia (1971)

2 triples in a game Jay Gonzalez vs. Alabama State (2/28/12)  
 3 triples in a game never

**2 home runs in one game** **Sonny DiChiara vs. #12 Vanderbilt (4/10/22)**  
 3 home runs in one game Tony Caldwell at Kentucky (4/9/11)

7 RBI in a game Brody Moore vs. Alabama A&M (2/24/21)  
 8 RBI in a game Justin Bryant at Georgia (3/19/10)  
 9 RBI in a game Hunter Morris at Georgia (3/21/10)  
 10 RBI in a game Bob Berry vs. Huntington (4/15/82)

**Grand slam home run** **Ryan Dyal vs. Rhode Island (3/6/22)**  
 Inside-the-park home run Kason Howell at Alabama (4/15/21)  
 HR to begin game Ryan Bliss vs. #11 Ole Miss (5/25/21)  
 Two HR in one inning Dan Glevenyak at Jacksonville State (8th) (5/7/13)  
 HR in consecutive at-bats Steven Williams vs. Texas A&M (5/15/21)  
 HR in three consecutive at-bats Edouard Julien vs. Alabama A&M/at UCF (2/20-22/19)  
**HR in consecutive games** **Sonny DiChiara vs. #3 Arkansas (5/7-8/22)**  
**HR in three consecutive games** **Sonny DiChiara vs. Troy & Yale (2/23-26/22)**  
 HR in three consecutive SEC games Trent Mummy (4/17-23/10)  
 HR in four consecutive games Joseph Sanders (5/10-15/08)  
 HR in four consecutive SEC games Mike Bianucci (5/2-9/08)  
 HR in five consecutive games Tim Lemons (4/6-10/85)  
**Walk-off HR** **Kason Howell vs. Yale (G1 - 2/26/22)**  
 Pinch-hit HR Cam Hill vs. Kentucky (3/26/21)  
 Pinch-hit grand slam Edouard Julien vs. BYU (G1 - 3/3/18)  
 HR in first at-bat of season Steven Williams vs. Longwood (2/17/18)  
 HR in both games of DH Dylan Ingram at #7 Mississippi St. (4/29/17)

Hit for the cycle Judd Ward [3B, 1B, HR, 2B] vs. Illinois-Chicago (G1 - 2/15/20)

Hit from both sides of plate in same inning Damon Haecker [5th inn.] vs. Jacksonville St. (3/15/17)  
**Two hits in same inning** **Cam Hill [2B, 1B] vs. Rhode Island [1st] (G2 - 3/5/22)**

**Stole home** **Josh Hall vs. Kansas State (2/20/22)**  
**Stole two bases in a game** **Blake Rambusch vs. Rhode Island (G1 - 3/5/22)**  
 Stole three bases in a game Anfernee Grier vs. Southern (2/26/16)

**Hit by a pitch 2 times in a game** **Ryan Dyal vs. UAB (3/2/22)**  
 Hit by a pitch 3+ times in a game Dan Glevenyak at Alabama (4) (4/11/14)

Scored 20 or more runs 20 vs. Wright State (2/29/20)  
 Scored 25 or more runs 25 vs. Longwood (2/17/18)  
 Scored 30 or more runs 33 vs. Alabama A&M (2/24/21)

**Scored 5 runs in an Inning** **5, at Jacksonville State (5th) (4/26/22)**  
**Scored 6 runs in an Inning** **6, vs. Kennesaw State (3rd) (4/20/22)**  
**Scored 7 runs in an Inning** **7, vs. South Alabama (4th) (3/22/22)**  
 Scored 8 runs in an Inning 8, at UAB (5th) (3/19/19)  
**Scored 9 runs in an Inning** **9, vs. Rhode Island (1st) (G1 - 3/5/22)**  
 Scored 10+ runs in an Inning 14, vs. Alabama A&M (4th) (2/24/21)  
 Recorded 10+ hits in an Inning 11, vs. Furman (5th) (2/12/00)  
 Scored in every inning vs. Coppin State (3/18/14)

**Recorded 15-19 hits** **15, vs. Kennesaw State (4/20/22)**  
 Recorded 20 or more hits 27, vs. Alabama A&M (2/24/21)

Hit 3 or more home runs in an inning 3, vs. Northeastern (6th) (G1 - 3/10/18)  
**Hit 3 or more home runs in a game** **3, vs. #3 Arkansas (5/7/22)**  
 Hit 5 or more home runs in a game 6, vs. Texas A&M (5/15/21)  
 Hit 7 or more home runs in a game 7, vs. Mississippi State (5/8/10)  
 Hit back-to-back home runs R. Woley & S. Williams vs. Samford (3rd) (4/20/21)  
 Hit back-to-back-to-back home runs R. Bliss, T. Miller & R. Woley vs. Texas A&M (1st) (5/15/21)

**Had 5 doubles** **5, vs. Yale (2/25/22)**  
 Had 6 doubles 6, Jacksonville State (4/21/21)  
 Had 7 doubles 7, vs. Chicago State (3/8/20)  
 Had 8 doubles 8, vs. BYU (G1 - 3/3/18)  
 Had 9+ doubles 11, vs. Alabama A&M (2/24/21)

Stole 5 bases in a game 5, vs. Bethune-Cookman (5/6/14)  
 Stole 6 bases in a game 6, vs. #21 Tennessee (3/17/19)  
 Stole 7 bases in a game 7, vs. Presbyterian (5/8/12)  
 Stole 8 bases in a game 8, vs. Alcorn State (2/22/12)

**Walked 10+ times** **12, vs. #1 Ole Miss (3/18/22)**  
 Did not strike out in a game vs. Belmont (3/11/12)

### PITCHING SUPERLATIVES

**INDIVIDUAL**  
 Nine-inning no-hitter Casey Mize vs. Northeastern (3/9/18)  
 Nine-inning no-hitter (combined) Mike Mueller [2.0], Lee Carter [1.0], Brandon Channell [1.0], Reid Price [1.0], Andrew Skinner [1.0], Arnold Hughey [1.0], Ken Clayton [1.0], Cory Duettt [0.2], Sean Jones [0.1] vs. UAB (3/19/02)

Seven-inning no-hitter Jason Johnson vs. LaGrange College (4/30/91)

Nine-inning perfect game Eric Brandon vs. Murray State (3/2/02)  
 Seven-inning perfect game Jason Johnson vs. LaGrange College (4/30/91)

Nine-inning one-hitter (individual) Keegan Thompson vs. Presbyterian (3/1/14)  
 Nine-inning one-hitter (combined) Tanner Burns [7.0], Cody Greenhill [2.0] vs. Chicago State (3/6/20)

Five-inning one-hitter Kevin Davis [3.2], Jacob Milliman [1.1], vs. Radford (2/22/15)

Nine-inning two-hitter Tanner Burns [9.0] vs. Cincinnati (3/1/19)

**Complete game** **Joseph Gonzalez vs. #12 Vanderbilt (4/10/22)**  
 Complete game shutout Jack Owen vs. UTSA (3/9/19)  
 Consecutive complete games K. Thompson vs. Arkansas & LSU (4/4 & 4/11/15)

Struck out 10 batters 10 by Tanner Burns vs. Chicago State (3/6/20)  
**Struck out 11 batters** **11 by Jordan Armstrong vs. Yale (2/25/22)**  
 Struck out 12 batters 12 by Casey Mize at Kentucky (3/23/18)  
 Struck out 13 batters 13 by Casey Mize vs. Texas A&M (3/16/18)  
 Struck out 15 batters 15 by Tanner Burns vs. Cincinnati (3/1/19)

**TEAM**  
**Struck out 15+ batters** **15, Barnett [5], Copeland [1], Allsup [3], Swilling [6] at Jacksonville State (4/26/22)**  
 Struck out 20+ batters 20, Fuller [4], Watson [4], Anderson [3], Greenhill [4], Skipper [3], Wade [2] vs. #9 Arkansas (4/5/19)  
 vs. Ga State, at Missouri (4/5-7/16)  
**2-0 vs. South Carolina (4/24/22)**  
**16-0 / 12-0 [7] vs. Rhode Island (3/5/22)**  
 Three straight shutouts 2-0 vs. UT Martin / 6-0 vs. UTSA / 5-0 vs. UTSA (3/6-9/19)  
**Shut out an opponent** **2-0 vs. South Carolina (4/24/22)**  
**Consecutive shutouts** **2-0 vs. South Carolina (4/24/22)**  
 Shut out an SEC opponent 3-0 at Missouri (5/21/21)  
 Shut out an SEC opponent on the road 5-0 and 4-0 at Miss. State (3/27-28/15)  
 Consecutive SEC shutouts 5-0 and 4-0 at Miss. State (3/27-28/15)  
 Consecutive SEC shutouts on the road 5-0 and 4-0 at Miss. State (3/27-28/15)  
**Was shut out** **3-0 vs. Oklahoma (2/18/22)**  
 Was held to one hit vs. #24 Missouri (4/1/18)  
 Was no hit vs. #13 Arkansas (5/25/17)

**FIELDING SUPERLATIVES**  
**2 errors in a game** **Jake Wyandt vs. #1 Ole Miss (3/17/22)**  
 3 errors in a game Luke Jarvis vs. Presbyterian (3/11/07)  
 4 errors in a game Brett Burnham at Alabama (4/5/00)

**3 double plays turned in a game** **vs. South Carolina (4/23/22)**  
 4 double plays turned in a game at #1 Arkansas (4/3/21)  
 5 double plays turned in a game never

Triple play (Auburn) vs. Memphis (5/22/78)  
 Triple play (Opponent) at Florida [4th] (3/15/08)

**Threw a runner out at HP to end game** **Bryson Ware at Mississippi State (4/17/22)**

**MISC. SUPERLATIVES**  
 Won 10 or more consecutive games 15 (2/24-3/22/19)  
 Won 15 or more consecutive games 15 (2/24-3/22/19)  
 Won 8 or more consecutive SEC games 9 (4/1-21/95)  
 Lost 5 or more consecutive games 5 (4/2-11/21)

Home winning streak 21 (1964-66)  
 Road winning streak 14 (1967/1995)  
 Season-opening winning streak 17 (2/7-3/5/97)

**Extra-innings victory** **6-5, vs. Alabama State [10 inn] (4/19/22)**  
**Extra-innings loss** **4-5, at Texas A&M [11 inn] (3/26/22)**

Swept a 3-game series vs. Presbyterian (2/19-21/21)  
 Swept a road series at Alabama (4/20-21/18)  
 Swept a road SEC series at Alabama (4/20-21/18)  
**Swept a SEC series** **vs. South Carolina (4/22-24/22)**  
**Swept a 4-game series** **Rhode Island (3/4-6/22)**  
**Swept a doubleheader** **Rhode Island (3/5/22)**

Allowed 3 runs or fewer in a three-game series 2, vs. Chicago State (3/6-8/20)  
**Allowed 3 runs or fewer in a four-game series** **3, vs. Rhode Island (3/4-6/22)**  
 Allowed 3 runs or fewer in a SEC series 3, vs. Miss. State (3/27-29/15)  
 Allowed 4 runs or fewer in a series 3, vs. UTSA (3/8-9/19)  
 Allowed 4 runs or fewer in a SEC series 4, vs. Georgia (4/23-25/15)  
 Allowed 3 runs or fewer in a road series 3, vs. Miss. State (3/27-29/15)  
 Allowed 3 runs or fewer in a SEC road series 3, vs. Miss. State (3/27-29/15)

Overcome a deficit of 7+ runs 7 runs, [7-0, 12-8] vs. Florida A&M (2/22/17)

Won a 1-0 game vs. Mercer (5/30/15) [NCAA Regional]  
 Lost a 1-0 game vs. Ohio State (2/15/14)

**Walk-off win** **vs. Alabama State [10 inn.] (4/19/22)**  
**Walk-off loss** **at Mississippi State [9 inn.] (4/14/22)**

















**SUPERLATIVES AND MISCELLANEOUS NOTES**

**STARTS BY POSITION**

**STARTING PITCHER**

Trace Bright	12	5-7
Joseph Gonzalez	10	8-2
Mason Barnett	9	7-2
Hayden Mullins	8	6-2
Jordan Armstrong	4	2-2
Tommy Sheehan	3	2-1
Konner Copeland	2	2-0

**CATCHER**

Nate LaRue	23	14-9
Jake Wyandt	13	11-2
Ryan Dyal	12	7-5

**FIRST BASE**

Sonny DiChiara	43	29-14
Cam Hill	5	3-2

**SECOND BASE**

Cole Foster	41	28-13
Garrett Farquhar	6	4-2
Brooks Carlson	1	0-1

**THIRD BASE**

Blake Rambusch	44	30-14
Garrett Farquhar	4	2-2

**SHORTSTOP**

Brody Moore	47	31-16
Garrett Farquhar	1	1-0

**LEFT FIELD**

Mike Bello	14	10-4
Ryan Dyal	11	8-3
Brooks Carlson	9	5-4
Bryson Ware	6	5-1
Brayton Brown	3	2-1
Josh Hall	3	2-1
Mason Land	1	0-1
Bobby Peirce	1	0-1

**CENTER FIELD**

Kason Howell	48	32-16
--------------	----	-------

**RIGHT FIELD**

Bobby Peirce	20	13-7
Bryson Ware	17	13-4
Mike Bello	4	2-2
Blake Rambusch	4	2-2
Josh Hall	3	2-1

**DESIGNATED HITTER**

Cam Hill	21	13-8
Brooks Carlson	19	13-6
Ryan Dyal	4	4-0
Nate LaRue	3	2-1
Sonny DiChiara	1	0-1

**2022 AUBURN & OPPONENT HIGHS**

**TEAM BATTING**

	AUBURN	OPPONENT
Runs in a game	19, vs. Ole Miss (3/18)	19, Vandy (4/9)
Runs in an inning	9, vs. Rhode Island [1st] (G2 - 3/5)	9, Vandy [4th] (4/9)
Most Hits in a game	17, UAB (3/2)	23, Vandy (4/9)
Fewest Hits in a game	3, two times	1, Rhode Island (G2 - 3/5)
Hits in an inning	7, vs. Rhode Island [1st] (G2 - 3/5)	9, Tennessee [7th] (4/29)
2B in a game	5, vs. Yale (2/25)	10, Vandy (4/9)
3B in a game	1, seven times	1, Yale (G1 - 2/26)
HR in a game	4, vs. Rhode Island (3/6)	6, Tennessee (4/29)
SB in a game	3, at Tennessee (4/30)	6, Yale (G1 - 2/26)
LOB in a game	17, two times	14, two times
K in a game	17, vs. K-State (2/20)	19, Yale (2/25)
BB in a game	12, two times	9, two times

**TEAM PITCHING**

	AUBURN	OPPONENT
K in a game	19, vs. Yale (2/25)	17, K-State (2/20)
BB in a game	9, two times	12, two times
Pitchers used	9, vs. S. Alabama (3/22)	10, UAB (3/2)
Total Quality Starts	8	2

**TEAM FIELDING**

	AUBURN	OPPONENT
Errors in a game	5, vs. Ole Miss (3/17)	5, Alabama State (3/1)
DP turned in a game	3, two times	2, six times

**IND. BATTING**

	AUBURN	OPPONENT
Hits in a game	4, three times	5, Bulger [Vandy] (4/9)
Runs in a game	4, three times	4, two times
2B in a game	2, eight times	3, Keegan [Vandy] (4/9)
3B in a game	1, seven times	1, Swank [Yale] (G1 - 2/26)
HR in a game	2, DiChiara vs. Vandy (4/10)	2, five times
RBI in a game	6, Ware, two times	6, Russell [UT] (4/29)
XBH in a game	3, two times	3, four times
SB in a game	2, Rambusch, three times	3, Swank [Yale] (G1 - 2/26)
BB in a game	4, DiChiara at MSU (4/16)	4, Sanders [MTSU] (G2 - 3/13)
HBP in a game	2, four times	2, three times
K in a game	4, three times	4, five times
Hitting Streak	17, Rambusch (3/5-4/1)	3, 27 times
Consec. G w/HR	3, DiChiara vs. Troy/Yale (2/23-25)	2, three times

**IND. PITCHING**

	AUBURN	OPPONENT
K by a starter	11, Armstrong vs. Yale (2/25)	12, Johnson [MSU] (4/15)
K by a reliever	6, two times	6, three times
BB by a starter	6, Mullins vs. Vandy (4/8)	5, Picone [URI] (G1 - 3/5)
BB by a reliever	4, two times	6, Capell [Yale] (G2 - 2/26)
IP by a starter	9.0, Gonzalez vs. Vandy (4/10)	7.0, two times
IP by a reliever	5.2, Skipper vs. MTSU (3/11)	5.0, Gilreath [USC] (4/22)

**MISCELLANEOUS**

	AUBURN
Biggest comeback win	6, vs. S. Alabama (3/22)
Biggest blown lead loss	5, vs. Arkansas (5/6)
Largest margin of victory	16, vs. Rhode Island (G1 - 3/5)
Largest margin of defeat	15, vs. Vandy (4/9)
Longest game, Time	4:09, vs. S. Alabama (3/22)
Longest game, Time (9 inn)	4:09, vs. S. Alabama (3/22)
Shortest game, Time (9 inn)	2:16, at Tennessee (5/1)
Longest game, Innings	11, at Texas A&M (3/26)
Largest crowd, Home	4,096, four times
Largest crowd, Road	12,346, at MSU (4/15)
Largest crowd, Neutral	10,515, vs. Texas Tech (2/19)

**STARTS BY ORDER**

**LEADOFF**

Blake Rambusch	48	32-16
----------------	----	-------

**2ND SPOT**

Kason Howell	42	27-15
Brody Moore	6	5-1

**3RD SPOT**

Sonny DiChiara	42	29-13
Ryan Dyal	4	1-3
Cam Hill	2	2-0

**CLEANUP**

Brooks Carlson	20	15-5
Ryan Dyal	9	7-2
Cam Hill	8	6-2
Bobby Peirce	6	2-4
Brody Moore	3	2-1
Sonny DiChiara	2	0-2

**5TH SPOT**

Brody Moore	17	11-6
Cam Hill	9	5-4
Bryson Ware	8	5-3
Nate LaRue	4	3-1
Cole Foster	3	3-0
Brooks Carlson	2	0-2
Ryan Dyal	2	2-0
Kason Howell	2	2-0
Bobby Peirce	1	1-0

**6TH SPOT**

Brody Moore	9	6-3
Bryson Ware	7	5-2
Brooks Carlson	6	3-3
Cole Foster	6	5-1
Bobby Peirce	6	4-2
Mike Bello	5	3-2
Ryan Dyal	4	3-1
Cam Hill	2	1-1
Kason Howell	2	1-1
Garrett Farquhar	1	1-0

**7TH SPOT**

Brody Moore	12	7-5
Cole Foster	8	5-3
Nate LaRue	6	4-2
Bobby Peirce	5	4-1
Bryson Ware	5	5-0
Cam Hill	4	2-2
Ryan Dyal	3	3-0
Mike Bello	1	1-0
Brayton Brown	1	0-1
Brooks Carlson	1	0-1
Garrett Farquhar	1	0-1
Kason Howell	1	1-0

**8TH SPOT**

Cole Foster	15	10-5
Nate LaRue	14	7-7
Ryan Dyal	4	2-2
Garrett Farquhar	4	3-1
Mike Bello	3	3-0
Brayton Brown	2	2-0
Cam Hill	1	0-1
Kason Howell	1	1-0
Bobby Peirce	1	1-0
Bryson Ware	3	3-0

**9TH SPOT**

Jake Wyandt	13	11-2
Mike Bello	9	5-4
Cole Foster	9	5-4
Josh Hall	6	4-2
Garrett Farquhar	5	3-2
Bobby Peirce	2	1-1
Nate LaRue	2	2-0
Ryan Dyal	1	1-0
Mason Land	1	0-1







**AUBURN 2022 GAME-BY-GAME STARTING LINEUPS**

DATE	OPP	1	2	3	4	5	6	7	8	9	SP
2/18	vs. Oklahoma	Rambusch	Howell	Dyal	DiChiara	Moore	Ware	Hill	Foster	Farquhar	Sheehan
2/19	vs. Texas Tech	Rambusch	Moore	DiChiara	Dyal	Howell	Ware	Foster	Farquhar	Wyandt	Gonzalez
2/20	vs. Kansas State	Rambusch	Moore	DiChiara	Dyal	LaRue	Howell	Foster	Brown	Hall	Bright
2/23	Troy	Rambusch	Howell	DiChiara	Dyal	Moore	Ware	Foster	Brown	Wyandt	Sheehan
2/25	Yale	Rambusch	Moore	DiChiara	Dyal	LaRue	Ware	Foster	Howell	Hall	Armstrong
2/26	Yale - G1	Rambusch	Moore	DiChiara	Dyal	Ware	Foster	Howell	Farquhar	Wyandt	Gonzalez
2/26	Yale - G2	Rambusch	Moore	DiChiara	Dyal	LaRue	Howell	Brown	Foster	Hall	Bright
3/1	Alabama State	Rambusch	Moore	DiChiara	Dyal	Howell	Ware	Hill	Foster	Wyandt	Copeland
3/2	UAB	Rambusch	Howell	DiChiara	Hill	Foster	Farquhar	Ware	Dyal	Wyandt	Barnett
3/4	Rhode Island	Rambusch	Howell	DiChiara	Hill	Moore	Ware	Dyal	Foster	Hall	Armstrong
3/5	Rhode Island - G1	Rambusch	Howell	DiChiara	Carlson	Ware	Dyal	Moore	Foster	Wyandt	Gonzalez
3/5	Rhode Island - G2	Rambusch	Howell	DiChiara	Hill	Ware	Moore	Dyal	Foster	Wyandt	Bright
3/6	Rhode Island	Rambusch	Howell	Hill	Carlson	Moore	Dyal	Ware	Foster	Wyandt	Mullins
3/8	vs. Tennessee Tech	Rambusch	Howell	Hill	Carlson	Moore	Dyal	Ware	Foster	Wyandt	Barnett
3/11	Middle Tennessee	Rambusch	Howell	Dyal	Carlson	Ware	Hill	Moore	Foster	Hall	Armstrong
3/13	Middle Tennessee - G1	Rambusch	Howell	Dyal	Carlson	Ware	Hill	Moore	Foster	Wyandt	Gonzalez
3/13	Middle Tennessee - G2	Rambusch	Howell	Dyal	DiChiara	Ware	Moore	Farquhar	Hill	Wyandt	Bright
3/17	Ole Miss*	Rambusch	Howell	DiChiara	Carlson	Hill	Ware	Moore	Dyal	Wyandt	Barnett
3/18	Ole Miss*	Rambusch	Howell	DiChiara	Dyal	Ware	Moore	Hill	Farquhar	Bello	Mullins
3/19	Ole Miss*	Rambusch	Howell	DiChiara	Dyal	Ware	Moore	Carlson	Farquhar	Bello	Bright
3/22	vs. South Alabama	Rambusch	Howell	DiChiara	Carlson	Dyal	Moore	Ware	Bello	Farquhar	Barnett
3/25	at Texas A&M*	Rambusch	Howell	DiChiara	Carlson	Dyal	Moore	LaRue	Bello	Farquhar	Mullins
3/26	at Texas A&M*	Rambusch	Howell	DiChiara	Hill	Moore	Dyal	LaRue	Foster	Bello	Bright
3/27	at Texas A&M*	Rambusch	Howell	DiChiara	Carlson	Moore	Bello	Ware	LaRue	Foster	Sheehan
3/29	Jacksonville State	Rambusch	Howell	DiChiara	Hill	Moore	Bello	Foster	Dyal	Land	Armstrong
3/31	at LSU*	Rambusch	Howell	DiChiara	Hill	Moore	Bello	LaRue	Foster	Hall	Mullins
4/1	at LSU*	Rambusch	Howell	DiChiara	Moore	Carlson	Bello	LaRue	Foster	Peirce	Bright
4/2	at LSU*	Rambusch	Howell	DiChiara	Moore	Foster	Bello	LaRue	Dyal	Peirce	Gonzalez
4/5	at UAB	Rambusch	Howell	DiChiara	Moore	Foster	Carlson	Bello	Peirce	LaRue	Barnett
4/8	Vanderbilt*	Rambusch	Howell	DiChiara	Carlson	Moore	Foster	Peirce	LaRue	Bello	Mullins
4/9	Vanderbilt*	Rambusch	Howell	DiChiara	Carlson	Moore	Foster	Peirce	LaRue	Farquhar	Bright
4/10	Vanderbilt*	Rambusch	Howell	DiChiara	Carlson	Moore	Foster	Peirce	LaRue	Bello	Gonzalez
4/12	Samford	Rambusch	Howell	DiChiara	Hill	Moore	Foster	Peirce	Bello	Wyandt	Barnett
4/14	at Mississippi State*	Rambusch	Howell	DiChiara	Carlson	Moore	Peirce	Foster	LaRue	Bello	Mullins
4/15	at Mississippi State*	Rambusch	Howell	DiChiara	Carlson	Moore	Peirce	Foster	LaRue	Bello	Bright
4/16	at Mississippi State*	Rambusch	Howell	DiChiara	Hill	Moore	Foster	Peirce	LaRue	Bello	Gonzalez
4/19	Alabama State	Rambusch	Howell	DiChiara	Carlson	Moore	Peirce	Dyal	Ware	Farquhar	Barnett
4/20	Kennesaw State	Rambusch	Howell	DiChiara	Carlson	Hill	Peirce	Moore	Foster	Dyal	Copeland
4/22	South Carolina*	Rambusch	Howell	DiChiara	Carlson	Hill	Peirce	Moore	Foster	LaRue	Mullins
4/23	South Carolina*	Rambusch	Howell	DiChiara	Carlson	Peirce	Moore	LaRue	Ware	Foster	Bright
4/24	South Carolina*	Rambusch	Howell	DiChiara	Carlson	Hill	Moore	Foster	LaRue	Bello	Gonzalez
4/26	at Jacksonville State	Rambusch	Howell	DiChiara	Carlson	Hill	Peirce	Moore	LaRue	Foster	Barnett
4/29	at Tennessee*	Rambusch	Howell	DiChiara	Peirce	Hill	Carlson	Moore	LaRue	Foster	Mullins
4/30	at Tennessee*	Rambusch	Howell	DiChiara	Peirce	Hill	Carlson	Moore	LaRue	Foster	Bright
5/1	at Tennessee*	Rambusch	Howell	DiChiara	Peirce	Hill	Carlson	Moore	LaRue	Foster	Gonzalez
5/6	Arkansas*	Rambusch	Howell	DiChiara	Peirce	Hill	Carlson	Moore	LaRue	Foster	Barnett
5/7	Arkansas*	Rambusch	Howell	DiChiara	Peirce	LaRue	Carlson	Moore	Ware	Foster	Bright
5/8	Arkansas*	Rambusch	Howell	DiChiara	Peirce	Carlson	Moore	Hill	LaRue	Foster	Gonzalez
5/10	at Troy										
5/13	Alabama*										
5/14	Alabama*										
5/15	Alabama*										
5/17	at Samford										
5/19	at Kentucky*										
5/20	at Kentucky*										
5/21	at Kentucky*										

\* - SEC Game

## AUBURN 2021 GAME-BY-GAME STARTERS

DATE	OPP	SP	C	1B	2B	3B	SS	LF	CF	RF	DH
2/18	vs. Oklahoma	Sheehan	Dyal	DiChiara	Foster	Farquhar	Moore	Ware	Howell	Rambusch	Hill
2/19	vs. Texas Tech	Gonzalez	Wyandt	DiChiara	Foster	Farquhar	Moore	Ware	Howell	Rambusch	Dyal
2/20	vs. Kansas State	Bright	Dyal	DiChiara	Foster	Rambusch	Moore	Brown	Howell	Hall	LaRue
2/23	Troy	Sheehan	Wyandt	DiChiara	Foster	Rambusch	Moore	Brown	Howell	Ware	Dyal
2/25	Yale	Armstrong	Dyal	DiChiara	Foster	Rambusch	Moore	Hall	Howell	Ware	LaRue
2/26	Yale - G1	Gonzalez	Wyandt	DiChiara	Foster	Farquhar	Moore	Ware	Howell	Rambusch	Dyal
2/26	Yale - G2	Bright	Dyal	DiChiara	Foster	Rambusch	Moore	Brown	Howell	Hall	LaRue
3/1	Alabama State	Copeland	Wyandt	DiChiara	Foster	Rambusch	Moore	Dyal	Howell	Ware	Hill
3/2	UAB	Barnett	Wyandt	DiChiara	Foster	Rambusch	Farquhar	Dyal	Howell	Ware	Hill
3/4	Rhode Island	Armstrong	Dyal	DiChiara	Foster	Rambusch	Moore	Hall	Howell	Ware	Hill
3/5	Rhode Island - G1	Gonzalez	Wyandt	DiChiara	Foster	Rambusch	Moore	Dyal	Howell	Ware	Carlson
3/5	Rhode Island - G2	Bright	Wyandt	DiChiara	Foster	Rambusch	Moore	Dyal	Howell	Ware	Hill
3/6	Rhode Island	Mullins	Wyandt	Hill	Foster	Rambusch	Moore	Dyal	Howell	Ware	Carlson
3/8	vs. Tennessee Tech	Barnett	Wyandt	Hill	Foster	Rambusch	Moore	Dyal	Howell	Ware	Carlson
3/11	Middle Tennessee	Armstrong	Dyal	Hill	Foster	Rambusch	Moore	Hall	Howell	Ware	Carlson
3/13	Middle Tennessee - G1	Gonzalez	Wyandt	Hill	Foster	Rambusch	Moore	Dyal	Howell	Ware	Carlson
3/13	Middle Tennessee - G2	Bright	Wyandt	Hill	Farquhar	Rambusch	Moore	Dyal	Howell	Ware	DiChiara
3/17	Ole Miss*	Barnett	Wyandt	DiChiara	Carlson	Rambusch	Moore	Dyal	Howell	Ware	Hill
3/18	Ole Miss*	Mullins	Dyal	DiChiara	Farquhar	Rambusch	Moore	Bello	Howell	Ware	Hill
3/19	Ole Miss*	Bright	Dyal	DiChiara	Farquhar	Rambusch	Moore	Bello	Howell	Ware	Carlson
3/22	vs. South Alabama	Barnett	Dyal	DiChiara	Farquhar	Rambusch	Moore	Bello	Howell	Ware	Carlson
3/25	at Texas A&M*	Mullins	LaRue	DiChiara	Farquhar	Rambusch	Moore	Dyal	Howell	Bello	Carlson
3/26	at Texas A&M*	Bright	LaRue	DiChiara	Foster	Rambusch	Moore	Dyal	Howell	Bello	Hill
3/27	at Texas A&M*	Sheehan	LaRue	DiChiara	Foster	Rambusch	Moore	Bello	Howell	Ware	Carlson
3/29	Jacksonville State	Armstrong	Dyal	DiChiara	Foster	Rambusch	Moore	Land	Howell	Bello	Hill
3/31	at LSU*	Mullins	LaRue	DiChiara	Foster	Rambusch	Moore	Bello	Howell	Hall	Hill
4/1	at LSU*	Bright	LaRue	DiChiara	Foster	Rambusch	Moore	Bello	Howell	Peirce	Carlson
4/2	at LSU*	Gonzalez	LaRue	DiChiara	Foster	Rambusch	Moore	Bello	Howell	Peirce	Dyal
4/5	at UAB	LaRue	LaRue	DiChiara	Foster	Rambusch	Moore	Bello	Howell	Peirce	Carlson
4/8	Vanderbilt*	Mullins	LaRue	DiChiara	Foster	Rambusch	Moore	Bello	Howell	Peirce	Carlson
4/9	Vanderbilt*	Bright	LaRue	DiChiara	Foster	Farquhar	Moore	Peirce	Howell	Rambusch	Carlson
4/10	Vanderbilt*	Gonzalez	LaRue	DiChiara	Foster	Rambusch	Moore	Bello	Howell	Peirce	Carlson
4/12	Samford	Barnett	Wyandt	DiChiara	Foster	Rambusch	Moore	Bello	Howell	Peirce	Hill
4/14	at Mississippi State*	Mullins	LaRue	DiChiara	Foster	Rambusch	Moore	Bello	Howell	Peirce	Carlson
4/15	at Mississippi State*	Bright	LaRue	DiChiara	Foster	Rambusch	Moore	Bello	Howell	Peirce	Carlson
4/16	at Mississippi State*	Gonzalez	LaRue	DiChiara	Foster	Rambusch	Moore	Bello	Howell	Peirce	Hill
4/19	Alabama State	Barnett	Dyal	DiChiara	Farquhar	Rambusch	Moore	Ware	Howell	Peirce	Carlson
4/20	Kennesaw State	Copeland	Dyal	DiChiara	Foster	Rambusch	Moore	Carlson	Howell	Peirce	Hill
4/22	South Carolina*	Mullins	LaRue	DiChiara	Foster	Rambusch	Moore	Carlson	Howell	Peirce	Hill
4/23	South Carolina*	Bright	LaRue	DiChiara	Foster	Rambusch	Moore	Ware	Howell	Peirce	Carlson
4/24	South Carolina*	Gonzalez	LaRue	DiChiara	Foster	Rambusch	Moore	Carlson	Howell	Bello	Hill
4/26	at Jacksonville State	Barnett	LaRue	DiChiara	Foster	Rambusch	Moore	Carlson	Howell	Peirce	Hill
4/29	at Tennessee*	Mullins	LaRue	DiChiara	Foster	Rambusch	Moore	Carlson	Howell	Peirce	Hill
4/30	at Tennessee*	Bright	LaRue	DiChiara	Foster	Rambusch	Moore	Carlson	Howell	Peirce	Hill
5/1	at Tennessee*	Gonzalez	LaRue	DiChiara	Foster	Rambusch	Moore	Carlson	Howell	Peirce	Hill
5/6	Arkansas*	Barnett	LaRue	DiChiara	Foster	Rambusch	Moore	Carlson	Howell	Peirce	Hill
5/7	Arkansas*	Bright	LaRue	DiChiara	Foster	Rambusch	Moore	Ware	Howell	Peirce	Carlson
5/8	Arkansas*	Gonzalez	LaRue	DiChiara	Foster	Rambusch	Moore	Carlson	Howell	Peirce	Hill
5/10	at Troy										
5/13	Alabama*										
5/14	Alabama*										
5/15	Alabama*										
5/17	at Samford										
5/19	at Kentucky*										
5/20	at Kentucky*										
5/21	at Kentucky*										

\* - SEC Game

## OVERALL STATS



### 2022 Auburn Baseball Overall Statistics for Auburn (as of May 08, 2022) (All games Sorted by Batting avg)



Record: 32-16 Home: 20-9 Away: 8-6 Neutral: 4-1 SEC: 13-11

Player	avg	gp-gs	ab	r	h	2b	3b	hr	rbi	tb	slg%	bb	hp	so	gdp	ob%	sf	sh	sb-att	po	a	e	fld%	
17 DiChiara, Sonny	.420	44-44	143	42	60	15	0	15	42	120	.839	53	6	35	3	.583	2	0	0-0	301	16	4	.988	
1 Rambusch, Blake	.354	48-48	198	42	70	9	1	4	34	93	.470	22	11	27	2	.438	4	2	14-19	28	87	5	.958	
19 Carlson, Brooks	.298	36-29	121	26	36	4	0	5	21	55	.455	15	2	31	4	.384	0	0	0-0	8	0	1	.889	
27 Peirce, Bobby	.297	31-21	91	14	27	2	3	5	19	50	.549	7	2	21	2	.356	1	0	3-4	46	2	1	.980	
5 Howell, Kason	.293	48-48	191	40	56	15	2	2	29	81	.424	20	9	41	1	.381	3	1	11-12	120	1	2	.984	
4 Moore, Brody	.284	47-47	183	34	52	9	0	4	25	73	.399	19	2	29	2	.353	3	1	3-5	54	100	3	.981	
16 Hill, Cam	.277	33-26	101	15	28	7	0	0	16	35	.347	12	1	30	1	.357	1	0	0-1	31	1	0	1.000	
7 Foster, Cole	.259	42-41	135	28	35	5	0	6	31	58	.430	23	7	33	2	.387	3	1	1-2	63	105	6	.966	
8 Ware, Bryson	.230	40-23	87	21	20	8	1	1	19	33	.379	11	2	33	1	.327	1	0	4-4	43	3	0	1.000	
28 LaRue, Nate	.227	35-26	97	14	22	6	0	4	21	40	.412	9	2	43	0	.292	5	1	2-2	236	22	1	.996	
6 Dyal, Ryan	.225	29-27	89	23	20	4	0	4	26	36	.404	16	7	29	2	.377	2	1	0-0	135	4	2	.986	
-----																								
72 Moss, Brody	.333	5-0	3	0	1	0	0	0	1	1	.333	0	0	1	0	.250	1	0	0-0	0	1	0	1.000	
2 Hall, Josh	.269	18-6	26	5	7	1	0	0	2	8	.308	5	0	10	0	.387	0	0	1-1	7	0	0	1.000	
50 Wyandt, Jake	.237	20-13	38	8	9	1	0	1	12	13	.342	4	2	14	0	.333	1	1	1-1	119	11	3	.977	
31 Bello, Mike	.235	32-18	68	13	16	3	0	1	8	22	.324	12	1	16	0	.358	0	1	1-1	30	0	1	.968	
37 Land, Mason	.222	20-1	18	2	4	0	0	0	2	4	.222	3	1	3	0	.364	0	2	0-0	4	4	0	1.000	
11 Farquhar, Garrett	.217	28-11	46	13	10	1	0	2	8	17	.370	4	3	4	1	.321	0	0	0-0	19	26	0	1.000	
Brown, B.	.167	6-3	12	2	2	0	0	0	3	2	.167	2	2	7	0	.375	0	1	0-0	5	0	0	1.000	
51 Burk, Luke	.125	11-0	8	1	1	0	0	0	0	1	.125	0	0	6	0	.125	0	0	0-0	18	0	0	1.000	
13 Schorr, Ben	.000	2-0	1	0	0	0	0	0	0	0	.000	0	0	0	0	.000	0	0	0-0	1	0	0	1.000	
Totals	.287	48	1656	343	476	90	7	54	319	742	.448	237	60	413	21	.390	27	12	41-52	1284	431	37	.979	
Opponents	.254	48	1618	249	411	90	1	52	226	659	.407	198	45	481	30	.347	23	14	22-36	1235	419	45	.974	

LOB - Team (415), Opp (367). DPs turned - Team (38), Opp (25). CI - Team (2), Dyal, R. 1, LaRue, N. 1, Opp (1). IBB - Team (17), DiChiara, S. 13, Dyal, R. 2, Rambusch, B. 1, Hill, C. 1, Opp (4). Picked off - Rambusch, B. 1.

### (All games Sorted by Earned run avg)

Player	era	w-l	app	gs	cg	sho	sv	ip	h	r	er	bb	so	2b	3b	hr	b/avg	wp	hp	bk	sfa	sha		
45 Gonzalez, Joseph	2.98	6-2	11	10	1	0/2	0	57.1	62	20	19	8	36	9	1	5	.278	3	3	0	3	2		
20 Mullins, Hayden	3.63	2-1	11	8	0	0/0	0	34.2	23	16	14	25	43	3	0	4	.197	3	9	0	4	3		
18 Barnett, Mason	4.22	2-1	14	9	0	0/0	0	42.2	42	21	20	20	55	11	0	4	.258	4	3	0	2	0		
21 Bright, Trace	4.26	2-4	12	12	0	0/1	0	61.1	53	34	29	30	67	12	0	4	.231	6	3	0	1	1		
29 Skipper, Carson	4.50	4-2	19	0	0	0/1	0	40.0	39	25	20	7	39	11	0	7	.253	3	3	0	2	1		
-----																								
28 LaRue, Nate	1.69	0-0	5	0	0	0/0	0	5.1	7	1	1	3	4	0	0	1	.318	1	0	0	0	0		
41 Armstrong, John	2.08	0-0	11	0	0	0/1	0	8.2	6	6	2	7	12	1	0	0	.214	3	0	0	2	1		
46 Allsup, Chase	2.57	1-0	16	0	0	0/1	1	21.0	16	10	6	14	26	4	0	3	.213	5	5	0	3	0		
40 Burkhalter, Blake	3.45	4-1	21	0	0	0/1	11	31.1	19	14	12	7	48	2	0	5	.171	2	3	0	1	2		
34 Bosse, Ben	3.86	0-0	7	0	0	0/2	0	4.2	4	3	2	2	6	0	0	0	.235	3	1	1	0	0		
9 Granzow, Cade	4.91	0-0	7	0	0	0/1	0	7.1	9	4	4	4	4	2	0	1	.333	2	1	0	2	0		
52 Armstrong, Jordan	5.33	3-1	12	4	0	0/1	1	25.1	31	17	15	13	38	9	0	4	.295	3	4	1	0	0		
54 Copeland, Konner	5.40	3-0	7	2	0	0/0	0	11.2	15	8	7	6	14	1	0	3	.326	0	1	0	0	1		
47 Sheehan, Tommy	5.96	1-0	12	3	0	0/0	1	22.2	19	17	15	18	18	5	0	1	.232	2	1	0	2	0		
32 Swilling, Carson	6.14	2-2	15	0	0	0/1	0	22.0	23	15	15	11	27	7	0	3	.274	4	3	0	0	0		
43 Isbell, Chase	8.44	0-1	9	0	0	0/0	0	10.2	14	10	10	6	12	8	0	0	.318	2	2	0	1	0		
23 Carlson, Parker	8.59	1-1	5	0	0	0/0	0	7.1	8	7	7	3	10	1	0	3	.267	2	0	0	0	0		
57 Drabick, Tyler	9.00	1-0	7	0	0	0/1	0	7.0	9	9	7	5	13	1	0	2	.310	2	2	0	0	2		
22 Wade, Garrett	10.80	0-0	4	0	0	0/0	0	1.2	0	2	2	3	3	0	0	0	.000	1	0	0	0	0		
14 Fuller, Brooks	16.20	0-0	5	0	0	0/0	0	3.1	8	6	6	5	5	3	0	0	.471	0	0	0	0	1		
16 Hill, Cam	18.00	0-0	3	0	0	0/1	0	2.0	4	4	4	1	1	0	0	2	.400	0	1	0	0	0		
Totals	4.52	32-16	48	48	1	4/4	14	428.0	411	249	215	198	481	90	1	52	.254	51	45	2	23	14		
Opponents	6.49	16-32	48	48	0	1/1	4	411.2	476	343	297	237	413	90	7	54	.287	58	60	7	27	12		

PB - Team (7), Dyal, R. 3, LaRue, N. 2, Wyandt, J. 2, Opp (13). Pickoffs - Team (4), Wyandt, J. 2, Mullins, H. 1, Allsup, C. 1, Opp (1). SBA/ATT - Wyandt, J. (8-12), Dyal, R. (11-12), LaRue, N. (3-11), Bright, T. (4-6), Barnett, M. (4-5), Allsup, C. (2-5), Armstrong (2-4), Skipper, C. (3-4), Swilling, C. (0-2), Mullins, H. (0-2), Gonzalez, J. (2-2), Granzow, C. (2-2), Carlson, P. (1-1), Sheehan, T. (1-1), Armstrong, J (1-1), Copeland, K. (0-1).

**SEC STATS**



**2022 Auburn Baseball  
Conference statistics for Auburn (as of May 08, 2022)  
(SEC games only Sorted by Batting avg)**



Record: 13-11 Home: 7-5 Away: 6-6 SEC: 13-11

Player	avg	gp-gs	ab	r	h	2b	3b	hr	rbi	tb	slg%	bb	hp	so	gdp	ob%	sf	sh	sb-att	po	a	e	fld%		
17 DiChiara, Sonny	.380	24-24	79	19	30	3	0	10	24	63	.797	33	1	26	3	.561	1	0	0-0	177	11	4	.979		
1 Rambusch, Blake	.356	24-24	101	18	36	8	0	2	18	50	.495	12	4	15	1	.441	1	1	8-9	15	51	4	.943		
7 Foster, Cole	.303	20-20	66	18	20	3	0	5	13	38	.576	11	2	17	1	.402	3	1	1-1	32	55	4	.956		
19 Carlson, Brooks	.286	22-19	77	10	22	3	0	3	11	34	.442	10	0	17	3	.368	0	0	0-0	8	0	1	.889		
4 Moore, Brody	.268	24-24	97	14	26	3	0	2	10	35	.361	7	1	15	1	.318	2	0	2-4	34	53	2	.978		
27 Peirce, Bobby	.266	19-16	64	9	17	1	1	4	11	32	.500	5	0	14	2	.319	0	0	1-1	32	2	1	.971		
5 Howell, Kason	.257	24-24	105	17	27	6	0	1	12	36	.343	7	3	26	1	.322	0	0	7-8	65	1	1	.985		
31 Bello, Mike	.245	17-14	49	12	12	2	0	1	5	17	.347	7	1	12	0	.351	0	1	1-1	19	0	1	.950		
28 LaRue, Nate	.219	22-21	73	10	16	6	0	4	14	34	.466	7	2	32	0	.301	1	1	1-1	181	20	1	.995		
16 Hill, Cam	.196	15-12	51	4	10	3	0	0	4	13	.255	3	0	16	1	.241	0	0	0-0	0	0	0	.000		
-----																									
2 Hall, Josh	.333	5-1	6	2	2	0	0	0	2	2	.333	2	0	2	0	.500	0	0	0-0	4	0	0	1.000		
37 Land, Mason	.222	9-0	9	1	2	0	0	0	2	2	.222	0	1	2	0	.300	0	2	0-0	3	0	0	1.000		
6 Dyal, Ryan	.174	8-6	23	3	4	0	0	1	4	7	.304	5	0	9	1	.321	0	1	0-0	27	1	0	1.000		
11 Farquhar, Garrett	.133	10-4	15	3	2	0	0	0	2	2	.133	1	1	2	0	.235	0	0	0-0	9	8	0	1.000		
8 Ware, Bryson	.080	17-6	25	3	2	2	0	0	2	4	.160	2	0	15	1	.148	0	0	0-0	15	2	0	1.000		
50 Wyandt, Jake	.000	4-1	1	0	0	0	0	0	0	0	.000	0	0	1	0	.000	0	1	0-0	10	4	2	.875		
51 Burk, Luke	.000	1-0	0	0	0	0	0	0	0	0	.000	0	0	0	0	.000	0	0	0-0	1	0	0	1.000		
Totals	.271	24	841	143	228	40	1	33	134	369	.439	112	16	221	15	.364	8	8	21-25	642	230	27	.970		
Opponents	.294	24	847	168	249	55	0	40	154	424	.501	98	25	219	20	.377	17	7	5-18	636	214	22	.975		

LOB - Team (206), Opp (185). DPs turned - Team (21), Opp (15). CI - Team (1), LaRue, N. 1. IBB - Team (11), DiChiara, S. 9, Dyal, R. 1, Rambusch, B. 1, Opp (4).

**(SEC games only Sorted by Earned run avg)**

Player	era	w-l	app	gs	cg	sho	sv	ip	h	r	er	bb	so	2b	3b	hr	b/avg	wp	hp	bk	sfa	sha	
20 Mullins, Hayden	3.29	1-0	7	7	0	0/0	0	27.1	18	12	10	20	35	2	0	3	.196	3	7	0	4	2	
45 Gonzalez, Joseph	3.60	4-2	6	6	1	0/1	0	40.0	47	17	16	3	21	8	0	5	.287	2	1	0	2	0	
21 Bright, Trace	6.10	0-4	8	8	0	0/0	0	38.1	41	30	26	22	44	10	0	4	.268	3	3	0	1	1	
29 Skipper, Carson	6.66	3-2	14	0	0	0/1	0	24.1	28	22	18	4	23	7	0	6	.289	2	3	0	1	1	
-----																							
28 LaRue, Nate	0.00	0-0	1	0	0	0/0	0	1.2	1	0	0	1	0	0	0	0	.167	1	0	0	0	0	
14 Fuller, Brooks	0.00	0-0	1	0	0	0/0	0	1.0	2	0	0	1	2	0	0	0	.500	0	0	0	0	1	
46 Allsup, Chase	5.14	1-0	7	0	0	0/0	0	7.0	6	7	4	7	3	1	0	1	.250	2	3	0	2	0	
40 Burkhalter, Blake	6.60	0-1	12	0	0	0/1	8	15.0	14	12	11	6	25	1	0	5	.250	1	1	0	1	2	
41 Armstrong, John	6.75	0-0	2	0	0	0/0	0	2.2	2	3	2	3	4	0	0	0	.250	1	0	0	1	0	
18 Barnett, Mason	7.50	0-1	4	2	0	0/0	0	12.0	16	10	10	7	17	5	0	3	.320	3	0	0	1	0	
32 Swilling, Carson	7.62	2-0	8	0	0	0/0	0	13.0	18	11	11	2	12	5	0	3	.340	2	3	0	0	0	
52 Armstrong, Jordan	7.71	1-0	4	0	0	0/0	0	4.2	11	4	4	0	7	3	0	2	.478	1	0	1	0	0	
47 Sheehan, Tommy	10.80	0-0	7	1	0	0/0	0	10.0	13	14	12	11	7	4	0	0	.333	0	1	0	2	0	
43 Isbell, Chase	10.80	0-1	6	0	0	0/0	0	8.1	13	10	10	4	10	7	0	0	.361	2	2	0	1	0	
54 Copeland, Konner	11.25	1-0	4	0	0	0/0	0	4.0	5	5	5	2	4	0	0	3	.333	0	1	0	0	0	
9 Granzow, Cade	13.50	0-0	2	0	0	0/0	0	2.0	4	3	3	3	0	2	0	1	.444	0	0	0	1	0	
57 Drabick, Tyler	18.00	0-0	2	0	0	0/0	0	2.0	6	4	4	1	5	0	0	2	.500	0	0	0	0	0	
16 Hill, Cam	54.00	0-0	1	0	0	0/0	0	0.2	4	4	4	1	0	0	0	2	.667	0	0	0	0	0	
Totals	6.22	13-11	24	24	1	1/1	8	214.0	249	168	148	98	219	55	0	40	.294	23	25	1	17	7	
Opponents	5.48	11-13	24	24	0	0/0	2	212.0	228	143	129	112	221	40	1	33	.271	21	16	2	8	8	

PB - Team (5), Wyandt, J. 2, LaRue, N. 2, Dyal, R. 1, Opp (5). SBA/ATT - LaRue, N. (1-9), Dyal, R. (3-4), Wyandt, J. (1-4), Bright, T. (3-4), Allsup, C. (0-3), Armstrong (0-2), Swilling, C. (0-2), Mullins, H. (0-2), Skipper, C. (1-2), Barnett, M. (0-1), Copeland, K. (0-1), Granzow, C. (1-1).

**GAME SUMMARY**



**2022 Auburn Baseball  
Games Summary for Auburn (as of May 08, 2022)  
(All games)**



Score by innings	1	2	3	4	5	6	7	8	9	EX	Total
Auburn	39	39	52	36	50	36	37	39	12	3	343
Opponents	30	23	15	22	28	38	48	28	14	3	249

**Record when ...**

Overall	32-16	After 6 leading	22-4
Conference	13-11	..... trailing	4-8
Non-Conference	19-5	..... tied	6-4
Home games	20-9	After 7 leading	24-2
Away games	8-6	..... trailing	4-11
Neutral site	4-1	..... tied	3-2
Day games	13-9	After 8 leading	27-2
Night games	19-7	..... trailing	3-12
vs Left starter	7-3	..... tied	1-1
vs Right starter	25-13		
1-Run games	8-4	Hit 0 home runs	12-6
2-Run games	6-2	... 1 home run	7-3
5+Run games	12-5	... 2+ home runs	13-7
Extra innings	3-3		
Shutouts	4-1	Opponent 0 home runs	18-2
		..... 1 home run	9-6
		..... 2+ HRs	5-8
Scoring 0-2 runs	2-4		
..... 3-5 runs	6-8		
..... 6-9 runs	12-4	Made 0 errors	15-3
..... 10+ runs	12-0	.... 1 error	15-11
		.... 2+ errors	2-2
Opponent 0-2 runs	15-0		
..... 3-5 runs	11-6	Opp. made 0 errors	13-6
..... 6-9 runs	5-4	..... 1 error	10-8
..... 10+ runs	1-6	..... 2+ errors	9-2
Scored in 1st inning	10-5	Out-hit opponent	21-4
Opp. scored in 1st	12-7	Out-hit by opponent	7-11
Scores first	16-5	Hits are tied	4-1
Opp. scores first	16-11		

**Record when team scores:**

Runs	0	1	2	3	4	5	6	7	8	9	10+
W-L	0-1	0-0	2-3	1-2	3-5	2-1	6-2	1-0	4-2	1-0	12-0

**Record when opponent scores:**

Runs	0	1	2	3	4	5	6	7	8	9	10+
W-L	4-0	8-0	3-0	4-1	3-1	4-4	2-0	2-2	0-0	1-2	1-6

**Record when leading after:**

Inn.	1	2	3	4	5	6	7	8
W-L	8-4	15-3	20-4	22-2	26-2	22-4	24-2	27-2

**Record when trailing after:**

Inn.	1	2	3	4	5	6	7	8
W-L	9-6	9-7	5-9	5-10	2-11	4-8	4-11	3-12

**Record when tied after:**

Inn.	1	2	3	4	5	6	7	8
W-L	15-6	8-6	7-3	5-4	4-3	6-4	3-2	1-1

Current losing streak: 1  
 Longest winning streak: 7  
 Longest losing streak: 2

Home attendance : 103371 ( 29 dates avg = 3564 )  
 Away attendance : 110750 ( 19 dates avg = 5828 )  
 Total attendance: 214121 ( 48 dates avg = 4460 )

## NON-CONFERENCE STATS



### 2022 Auburn Baseball Overall Statistics for Auburn (as of May 09, 2022) (Non-SEC games only Sorted by Batting avg)



Record: 19-5 Home: 13-4 Away: 2-0 Neutral: 4-1 SEC: 0-0

Player	avg	gp-gs	ab	r	h	2b	3b	hr	rbi	tb	slg%	bb	hp	so	gdp	ob%	sf	sh	sb-att	po	a	e	fld%		
17 DiChiara, Sonny	.469	20-20	64	23	30	12	0	5	18	57	.891	20	5	9	0	.611	1	0	0-0	124	5	0	1.000		
16 Hill, Cam	.360	18-14	50	11	18	4	0	0	12	22	.440	9	1	14	0	.459	1	0	0-1	31	1	0	1.000		
1 Rambusch, Blake	.351	24-24	97	24	34	1	1	2	16	43	.443	10	7	12	1	.436	3	1	6-10	13	36	1	.980		
5 Howell, Kason	.337	24-24	86	23	29	9	2	1	17	45	.523	13	6	15	0	.444	3	1	4-4	55	0	1	.982		
19 Carlson, Brooks	.318	14-10	44	16	14	1	0	2	10	21	.477	5	2	14	1	.412	0	0	0-0	0	0	0	.000		
4 Moore, Brody	.302	23-23	86	20	26	6	0	2	15	38	.442	12	1	14	1	.390	1	1	1-1	20	47	1	.985		
8 Ware, Bryson	.290	23-17	62	18	18	6	1	1	17	29	.468	9	2	18	0	.392	1	0	4-4	28	1	0	1.000		
6 Dyal, Ryan	.242	21-21	66	20	16	4	0	3	22	29	.439	11	7	20	1	.395	2	0	0-0	108	3	2	.982		
7 Foster, Cole	.217	22-21	69	10	15	2	0	1	18	20	.290	12	5	16	1	.372	0	0	0-1	31	50	2	.976		
-----																									
27 Peirce, Bobby	.370	12-5	27	5	10	1	2	1	8	18	.667	2	2	7	0	.438	1	0	2-3	14	0	0	1.000		
72 Moss, Brody	.333	5-0	3	0	1	0	0	0	1	1	.333	0	0	1	0	.250	1	0	0-0	0	1	0	1.000		
11 Farquhar, Garrett	.258	18-7	31	10	8	1	0	2	6	15	.484	3	2	2	1	.361	0	0	0-0	10	18	0	1.000		
28 LaRue, Nate	.250	13-5	24	4	6	0	0	0	7	6	.250	2	0	11	0	.267	4	0	1-1	55	2	0	1.000		
2 Hall, Josh	.250	13-5	20	3	5	1	0	0	0	6	.300	3	0	8	0	.348	0	0	1-1	3	0	0	1.000		
50 Wyandt, Jake	.243	16-12	37	8	9	1	0	1	12	13	.351	4	2	13	0	.341	1	0	1-1	109	7	1	.991		
37 Land, Mason	.222	11-1	9	1	2	0	0	0	0	2	.222	3	0	1	0	.417	0	0	0-0	1	4	0	1.000		
31 Bello, Mike	.211	15-4	19	1	4	1	0	0	3	5	.263	5	0	4	0	.375	0	0	0-0	11	0	0	1.000		
Brown, B.	.167	6-3	12	2	2	0	0	0	3	2	.167	2	2	7	0	.375	0	1	0-0	5	0	0	1.000		
51 Burk, Luke	.125	10-0	8	1	1	0	0	0	0	1	.125	0	0	6	0	.125	0	0	0-0	17	0	0	1.000		
13 Schorr, Ben	.000	2-0	1	0	0	0	0	0	0	0	.000	0	0	0	0	.000	0	0	0-0	1	0	0	1.000		
Totals	.304	24	815	200	248	50	6	21	185	373	.458	125	44	192	6	.416	19	4	20-27	642	201	10	.988		
Opponents	.210	24	771	81	162	35	1	12	72	235	.305	100	20	262	10	.314	6	7	17-18	599	205	23	.972		

LOB - Team (209), Opp (182). DPs turned - Team (17), Opp (10). CI - Team (1), Dyal, R. 1, Opp (1). IBB - Team (6), DiChiara, S. 4, Dyal, R. 1, Hill, C. 1. Picked off - Rambusch, B. 1.

### (Non-SEC games only Sorted by Earned run avg)

Player	era	w-l	app	gs	cg	sho	sv	ip	h	r	er	bb	so	2b	3b	hr	b/avg	wp	hp	bksfa	sha	
40 Burkhalter, Blake	0.55	4-0	9	0	0	0/0	3	16.1	5	2	1	1	23	1	0	0	.091	1	2	0	0	0
21 Bright, Trace	1.17	2-0	4	4	0	0/1	0	23.0	12	4	3	8	23	2	0	0	.158	3	0	0	0	0
45 Gonzalez, Joseph	1.56	2-0	5	4	0	0/1	0	17.1	15	3	3	5	15	1	1	0	.254	1	2	0	1	2
18 Barnett, Mason	2.93	2-0	10	7	0	0/0	0	30.2	26	11	10	13	38	6	0	1	.230	1	3	0	1	0
52 Armstrong, Jordan	4.79	2-1	8	4	0	0/1	1	20.2	20	13	11	13	31	6	0	2	.244	2	4	0	0	0
-----																						
41 Armstrong, John	0.00	0-0	9	0	0	0/1	0	6.0	4	3	0	4	8	1	0	0	.200	2	0	0	1	1
43 Isbell, Chase	0.00	0-0	3	0	0	0/0	0	2.1	1	0	0	2	2	1	0	0	.125	0	0	0	0	0
16 Hill, Cam	0.00	0-0	2	0	0	0/1	0	1.1	0	0	0	0	1	0	0	0	.000	0	1	0	0	0
29 Skipper, Carson	1.15	1-0	5	0	0	0/0	0	15.2	11	3	2	3	16	4	0	1	.193	1	0	0	1	0
46 Allsup, Chase	1.29	0-0	9	0	0	0/1	1	14.0	10	3	2	7	23	3	0	2	.196	3	2	0	1	0
9 Granzow, Cade	1.69	0-0	5	0	0	0/1	0	5.1	5	1	1	1	4	0	0	0	.278	2	1	0	1	0
47 Sheehan, Tommy	2.13	1-0	5	2	0	0/0	1	12.2	6	3	3	7	11	1	0	1	.140	2	0	0	0	0
54 Copeland, Konner	2.35	2-0	3	2	0	0/0	0	7.2	10	3	2	4	10	1	0	0	.323	0	0	0	0	1
28 LaRue, Nate	2.45	0-0	4	0	0	0/0	0	3.2	6	1	1	2	4	0	0	1	.375	0	0	0	0	0
34 Bosse, Ben	3.86	0-0	7	0	0	0/2	0	4.2	4	3	2	2	6	0	0	0	.235	3	1	1	0	0
32 Swilling, Carson	4.00	0-2	7	0	0	0/1	0	9.0	5	4	4	9	15	2	0	0	.161	2	0	0	0	0
20 Mullins, Hayden	4.91	1-1	4	1	0	0/0	0	7.1	5	4	4	5	8	1	0	1	.200	0	2	0	0	1
57 Drabick, Tyler	5.40	1-0	5	0	0	0/1	0	5.0	3	5	3	4	8	1	0	0	.176	2	2	0	0	2
23 Carlson, Parker	8.59	1-1	5	0	0	0/0	0	7.1	8	7	7	3	10	1	0	3	.267	2	0	0	0	0
22 Wade, Garrett	10.80	0-0	4	0	0	0/0	0	1.2	0	2	2	3	3	0	0	0	.000	1	0	0	0	0
14 Fuller, Brooks	23.14	0-0	4	0	0	0/0	0	2.1	6	6	6	4	3	3	0	0	.462	0	0	0	0	0
Totals	2.82	19-5	24	24	0	3/3	6	214.0	162	81	67	100	262	35	1	12	.210	28	20	1	6	7
Opponents	7.57	5-19	24	24	0	1/1	2	199.2	248	200	168	125	192	50	6	21	.304	37	44	5	19	4

PB - Team (2), Dyal, R. 2, Opp (8). Pickoffs - Team (4), Wyandt, J. 2, Allsup, C. 1, Mullins, H. 1, Opp (1). SBA/ATT - Wyandt, J. (7-8), Dyal, R. (8-8), Barnett, M. (4-4), Armstrong (2-2), Gonzalez, J. (2-2), Skipper, C. (2-2), Allsup, C. (2-2), LaRue, N. (2-2), Bright, T. (1-2), Granzow, C. (1-1), Sheehan, T. (1-1), Armstrong, J (1-1), Carlson, P. (1-1).

**MIDWEEK STATS**



**2022 Auburn Baseball  
Overall Statistics for Auburn (as of May 09, 2022)  
(Midweek Games Sorted by Batting avg)**



Record: 10-1 Home: 6-1 Away: 2-0 Neutral: 2-0 SEC: 0-0

Player	avg	gp-gs	ab	r	h	2b	3b	hr	rbi	tb	slg%	bb	hp	so	gdp	ob%	sf	sh	sb-att	po	a	e	fld%	
17 DiChiara, Sonny	.485	10-10	33	13	16	7	0	2	12	29	.879	13	1	5	0	.625	1	0	0-0	67	4	0	1.000	
27 Peirce, Bobby	.435	8-5	23	5	10	1	2	1	8	18	.783	2	2	5	0	.500	1	0	2-3	13	0	0	1.000	
16 Hill, Cam	.423	10-7	26	8	11	2	0	0	7	13	.500	7	1	6	0	.559	0	0	0-1	6	0	0	1.000	
1 Rampusch, Blake	.375	11-11	48	12	18	0	1	0	7	20	.417	4	4	7	1	.456	1	0	3-3	3	17	0	1.000	
19 Carlson, Brooks	.370	8-6	27	9	10	1	0	1	7	14	.519	2	1	8	1	.433	0	0	0-0	0	0	0	.000	
5 Howell, Kason	.333	11-11	39	12	13	6	1	0	5	21	.538	8	3	8	0	.480	0	1	2-2	20	0	1	.952	
8 Ware, Bryson	.304	10-6	23	8	7	2	1	1	14	14	.609	3	0	11	0	.370	1	0	2-2	10	0	0	1.000	
4 Moore, Brody	.293	10-10	41	6	12	3	0	1	10	18	.439	4	0	7	1	.348	1	0	1-1	7	20	1	.964	
7 Foster, Cole	.250	10-9	32	6	8	1	0	1	7	12	.375	5	2	7	0	.385	0	0	0-0	14	23	1	.974	
6 Dyal, Ryan	.136	8-8	22	6	3	0	0	0	3	3	.136	5	4	10	1	.387	0	0	0-0	41	2	0	1.000	
-----																								
72 Moss, Brody	1.000	2-0	1	0	1	0	0	0	0	1	1.000	0	0	0	0	1.000	0	0	0-0	0	0	0	.000	
28 LaRue, Nate	.364	6-2	11	2	4	0	0	0	3	4	.364	0	0	2	0	.333	1	0	1-1	43	1	0	1.000	
11 Farquhar, Garrett	.286	7-3	14	5	4	1	0	1	3	8	.571	1	1	1	0	.375	0	0	0-0	4	8	0	1.000	
51 Burk, Luke	.250	4-0	4	1	1	0	0	0	0	1	.250	0	0	2	0	.250	0	0	0-0	3	0	0	1.000	
50 Wyandt, Jake	.176	8-5	17	5	3	1	0	0	4	4	.235	0	2	7	0	.263	0	0	1-1	54	3	1	.983	
31 Bello, Mike	.125	9-4	16	1	2	0	0	0	1	2	.125	5	0	4	0	.333	0	0	0-0	9	0	0	1.000	
37 Land, Mason	.125	7-1	8	0	1	0	0	0	0	1	.125	1	0	1	0	.222	0	0	0-0	1	1	0	1.000	
Brown, B.	.000	2-1	5	0	0	0	0	0	0	0	.000	0	1	4	0	.167	0	0	0-0	1	0	0	1.000	
2 Hall, Josh	.000	4-0	1	0	0	0	0	0	0	0	.000	0	0	0	0	.000	0	0	0-0	0	0	0	.000	
13 Schorr, Ben	.000	2-0	1	0	0	0	0	0	0	0	.000	0	0	0	0	.000	0	0	0-0	1	0	0	1.000	
Totals	.316	11	392	99	124	25	5	8	91	183	.467	60	22	95	4	.429	6	1	12-14	300	87	5	.987	
Opponents	.226	11	372	44	84	20	0	4	38	116	.312	50	10	132	4	.331	3	5	5-5	278	96	15	.961	

LOB - Team (105), Opp (96). DPs turned - Team (5), Opp (5). CI - Team (0), Opp (1). IBB - Team (3), DiChiara, S. 2, Hill, C.  
1. Picked off - Rampusch, B. 1.

**(Midweek Games Sorted by Earned run avg)**

Player	era	w-l	app	gs	cg	sho	sv	ip	h	r	er	bb	so	2b	3b	hr	b/avg	wp	hp	bk	sfa	sha		
46 Allsup, Chase	1.69	0-0	6	0	0	0/0	1	10.2	7	2	2	4	15	2	0	2	.184	2	2	0	1	0		
54 Copeland, Konner	2.35	2-0	3	2	0	0/0	0	7.2	10	3	2	4	10	1	0	0	.323	0	0	0	0	1		
18 Barnett, Mason	3.14	2-0	8	7	0	0/0	0	28.2	25	11	10	11	38	6	0	1	.236	1	3	0	1	0		
52 Armstrong, Jordan	5.87	1-0	4	1	0	0/0	1	7.2	7	7	5	8	12	3	0	1	.226	0	0	0	0	0		
-----																								
28 LaRue, Nate	0.00	0-0	3	0	0	0/0	0	3.2	4	0	0	2	4	0	0	0	.286	0	0	0	0	0		
41 Armstrong, John	0.00	0-0	4	0	0	0/0	0	2.2	3	0	0	1	3	0	0	0	.300	1	0	0	0	1		
43 Isbell, Chase	0.00	0-0	3	0	0	0/0	0	2.1	1	0	0	2	2	1	0	0	.125	0	0	0	0	0		
29 Skipper, Carson	0.00	0-0	1	0	0	0/0	0	2.0	1	0	0	0	3	0	0	0	.143	1	0	0	0	0		
20 Mullins, Hayden	0.00	1-0	1	0	0	0/0	0	2.0	1	0	0	0	2	0	0	0	.143	0	0	0	0	0		
45 Gonzalez, Joseph	0.00	0-0	1	0	0	0/0	0	1.2	0	0	0	0	0	0	0	0	.000	0	0	0	0	1		
22 Wade, Garrett	0.00	0-0	1	0	0	0/0	0	1.0	0	0	0	0	1	0	0	0	.000	0	0	0	0	0		
16 Hill, Cam	0.00	0-0	1	0	0	0/0	0	0.1	0	0	0	0	0	0	0	0	.000	0	0	0	0	0		
40 Burkhalter, Blake	1.23	3-0	4	0	0	0/0	0	7.1	4	2	1	1	14	1	0	0	.148	1	1	0	0	0		
47 Sheehan, Tommy	1.80	0-0	2	1	0	0/0	0	5.0	1	1	1	3	4	0	0	0	.063	1	0	0	0	0		
9 Granzow, Cade	3.38	0-0	2	0	0	0/0	0	2.2	3	1	1	0	0	0	0	0	.333	0	1	0	1	0		
34 Bosse, Ben	4.50	0-0	3	0	0	0/0	0	2.0	4	2	1	1	2	0	0	0	.400	1	1	1	0	0		
32 Swilling, Carson	5.40	0-0	2	0	0	0/0	0	3.1	3	2	2	4	9	1	0	0	.231	2	0	0	0	0		
57 Drabick, Tyler	6.23	1-0	3	0	0	0/0	0	4.1	3	5	3	3	7	1	0	0	.200	2	2	0	0	2		
23 Carlson, Parker	6.75	0-1	2	0	0	0/0	0	2.2	1	2	2	2	3	1	0	0	.111	2	0	0	0	0		
14 Fuller, Brooks	23.14	0-0	4	0	0	0/0	0	2.1	6	6	6	4	3	3	0	0	.462	0	0	0	0	0		
Totals	3.24	10-1	11	11	0	0/0	2	100.0	84	44	36	50	132	20	0	4	.226	14	10	1	3	5		
Opponents	7.48	1-10	11	11	0	0/0	1	92.2	124	99	77	60	95	25	5	8	.316	24	22	3	6	1		

PB - Team (1), Dyal, R. 1, Opp (2). Pickoffs - Team (1), Wyandt, J. 1, Opp (1). SBA/ATT - LaRue, N. (2-2), Allsup, C. (2-2), Dyal, R. (2-2), Carlson, P. (1-1), Granzow, C. (1-1), Barnett, M. (1-1), Wyandt, J. (1-1).

**FEB. 23 vs TROY**



**2022 Auburn Baseball  
Troy at Auburn  
Feb 23, 2022 at Auburn, Ala. (Plainsman Park)**



**Troy 1 (4-1)**

**Auburn 13 (3-1)**

Player	ab	r	h	rbi	bb	so	po	a	lob
Mosley, Rigsby cf	1	1	0	0	2	0	3	0	0
Hartsfield, Hudson ph/cf	1	0	0	0	0	0	0	0	2
Summerhill, Colin rf	3	0	1	0	1	1	2	0	1
Bartolero, Caleb 3b	3	0	0	0	0	0	0	0	0
Hipp, Colton ph/3b	1	0	0	0	0	1	0	0	0
Gray, Cameron 1b	4	0	0	1	0	0	3	1	2
Stearns, Clay c	4	0	0	0	0	1	14	1	1
Sullivan, William dh	4	0	1	0	0	1	0	0	0
Hall, Jesse ss	2	0	0	0	1	0	1	1	0
Schrepf, Brandon ph	1	0	1	0	0	0	0	0	0
Johnson, Seth lf	4	0	1	0	0	1	1	0	0
Whibbs, Donovan 2b	2	0	1	0	0	0	0	1	0
Moore, Brady ph/2b	2	0	0	0	0	2	0	0	2
Fletcher, Beau p	0	0	0	0	0	0	0	0	0
Pettys, Ryan p	0	0	0	0	0	0	0	0	0
Stewart, Grayson p	0	0	0	0	0	0	0	0	0
Janney, Noah p	0	0	0	0	0	0	0	0	0
Gamble, Kyle p	0	0	0	0	0	0	0	0	0
Fuller, Keaton p	0	0	0	0	0	0	0	0	0
Hershiser, Judosn p	0	0	0	0	0	0	0	0	0
<b>Totals</b>	<b>32</b>	<b>1</b>	<b>5</b>	<b>1</b>	<b>4</b>	<b>7</b>	<b>24</b>	<b>4</b>	<b>8</b>

Player	ab	r	h	rbi	bb	so	po	a	lob
Rambusch, Blake 3b	4	2	3	0	0	1	1	3	0
Burk, Luke ph/3b	1	0	0	0	0	1	0	0	0
Howell, Kason cf	4	1	1	0	1	2	2	0	1
DiChiara, Sonny 1b	2	3	2	4	1	0	9	0	0
Hill, Cam ph/1b	1	0	0	0	0	1	2	0	0
Dyal, Ryan dh	1	3	1	0	2	0	0	0	0
Peirce, Bobby ph	1	0	0	0	0	1	0	0	1
Moore, Brody ss	4	3	2	0	0	1	1	0	0
Farquhar, Garrett ss	1	0	0	0	0	0	0	1	0
Ware, Bryson rf	4	1	2	6	0	2	2	0	1
Bello, Mike rf	1	0	0	0	0	0	1	0	0
Foster, Cole 2b	4	0	2	3	0	1	1	3	1
Land, Mason 2b	1	0	0	0	0	0	0	0	0
Brown, Brayton lf	3	0	0	0	0	2	1	0	1
Hall, Josh lf	0	0	0	0	0	0	0	0	0
Wyandt, Jake c	4	0	0	0	0	2	7	0	1
Sheehan, Tommy p	0	0	0	0	0	0	0	1	0
Mullins, Hayden p	0	0	0	0	0	0	0	0	0
Barnett, Mason p	0	0	0	0	0	0	0	0	0
Fuller, Brooks p	0	0	0	0	0	0	0	0	0
Carlson, Parker p	0	0	0	0	0	0	0	0	0
LaRue, Nate p	0	0	0	0	0	0	0	0	0
<b>Totals</b>	<b>36</b>	<b>13</b>	<b>13</b>	<b>13</b>	<b>4</b>	<b>14</b>	<b>27</b>	<b>8</b>	<b>6</b>

Score by Innings	1	2	3	4	5	6	7	8	9	R	H	E
Troy	1	0	0	0	0	0	0	0	0	1	5	1
Auburn	4	3	0	3	0	3	0	0	X	13	13	0

E - Bartolero, C(1). LOB - TROY 8; Auburn 6. 2B - DiChiara, S.(4); Foster, C.(1). HR - DiChiara, S.(1); Ware, B.(1). HBP - Dyal, R.; Brown, B.. SF - DiChiara, S.(1). SB - Rambusch, B. 2(3).

Troy	ip	h	r	er	bb	so	ab	bf	np	Auburn	ip	h	r	er	bb	so	ab	bf	np
Fletcher, Beau	1.0	4	4	0	1	0	7	8	31	Sheehan, Tommy	3.0	1	1	1	3	1	10	13	43
Pettys, Ryan	1.0	2	3	3	2	2	5	7	36	Mullins, Hayden	2.0	1	0	0	0	2	7	7	29
Stewart, Grayson	1.1	1	1	1	0	4	5	5	20	Barnett, Mason	1.0	0	0	0	0	0	3	3	6
Janney, Noah	1.2	2	2	2	0	3	6	9	40	Fuller, Brooks	1.0	1	0	0	1	2	4	5	26
Gamble, Kyle	0.1	3	3	3	1	1	4	5	25	Carlson, Parker	1.0	0	0	0	0	1	3	3	8
Fuller, Keaton	2.1	1	0	0	0	4	8	8	29	LaRue, Nate	1.0	2	0	0	0	1	5	5	17
Hershiser, Judosn	0.1	0	0	0	0	0	1	1	5										

Win - Mullins, H. (1-1). Loss - Fletcher, B (0-1). Save - None.  
 WP - Stewart, G(1); Janney, N 3(3); Sheehan, T.(2). HBP - by Janney, N (Dyal, R.); by Janney, N (Brown, B.).  
 Pitches/strikes: Fletcher, B 31/16; Pettys, R 36/22; Stewart, G 20/16; Janney, N 40/23; Gamble, K 25/14; Fuller, K 29/21; Hershiser, J 5/3; Sheehan, T. 43/26; Mullins, H. 29/19; Barnett, M. 6/5; Fuller, B. 26/14; Carlson, P. 8/5; LaRue, N. 17/13.

Umpires - HP: Dexter Kelley 1B: Dillon Wilson 2B: Jeff Head 3B: Eric Goshay  
 Start: 5:04 Time: 3:12 Attendance: 3759  
 Weather: 77, partly cloudy



**TV/RADIO ROSTER**



**1** BLAKE RAMBUSCH



**2** JOSH HALL



**4** BRODY MOORE



**5** KASON HOWELL



**6** RYAN DYAL



**7** COLE FOSTER



**8** BRYSON WARE



**9** CADE GRANZOW



**11** GARRETT FARQUHAR



**13** BEN SCHORR



**14** BROOKS FULLER



**16** CAM HILL



**17** SONNY DICHIARA



**18** MASON BARNETT



**19** BROOKS CARLSON



**20** HAYDEN MULLINS



**21** TRACE BRIGHT



**22** GARRETT WADE




**23** PARKER CARLSON




**27** BOBBY PEIRCE



**28** NATE LARUE



**29** CARSON SKIPPER



**31** MIKE BELLO



**32** CARSON SWILLING



**34** BEN BOSSE



**37** MASON LAND



**40** BLAKE BURKHALTER




**41** JOHN ARMSTRONG



**43** CHASE ISBELL



**44** GRANT NEWTON



**45** JOSEPH GONZALEZ



**46** CHASE ALLSUP



**47** TOMMY SHEEHAN



**50** JAKE WYANDT



**51** LUKE BURK



**52** JORDAN ARMSTRONG



**54** KONNER COPELAND



**57** TYLER DRABICK



**72** BRODY MOSS



**30** BUTCH THOMPSON



**35** KARL NONEMAKER



**39** GABE GROSS



**15** TIM HUDSON