



2019 AUBURN FOOTBALL

AUBURN ATHLETICS COMMUNICATIONS: 392 SOUTH DONAHUE DRIVE || AUBURN, AL 36830 || AUBURNTIGERS.COM || @AUBURNTIGERS

2019 SCHEDULE/RESULTS

1-0, 0-0 SEC

DATE OPPONENT

Aug. 31	vs. #11 Oregon	W, 27-21	ABC
Sept. 7	TULANE	6:30 pm	ESPN2
Sept. 14	KENT STATE	6:00 pm	ESPN2
Sept. 21	at #12 Texas A&M*	TBA	TBA
Sept. 28	MISSISSIPPI STATE*	TBA	TBA
Oct. 5	at #8 Florida*	TBA	TBA
Oct. 19	at Arkansas*	TBA	TBA
Oct. 26	at #6 LSU*	TBA	TBA
Nov. 2	OLE MISS*	TBA	TBA
Nov. 16	#3 GEORGIA*	TBA	TBA
Nov. 23	SAMFORD	TBA	TBA
Nov. 30	#2 ALABAMA*	TBA	TBA

All times Central - home games in **CAPS** - *SEC game

TV: ESPN2

- » **Play-by-Play**..... Jason Benetti
- » **Analyst**..... Rod Gilmore
- » **Sideline Reporter**..... Quint Kessenich
- » **Online:** Watch ESPN

RADIO: AUBURN SPORTS NETWORK

- » **Play-by-Play**..... Andy Burcham
- » **Analyst**..... Stan White
- » **Sideline**..... Ronnie Brown
- » **Locker Room**..... Brad Law
- » **Studio Host**..... Paul Ellen
- » **Local**..... WTGZ 93.9 FM
- » **Satellite**..... Sirius 78/XM 191
- » **Online:** AuburnTigers.com | TuneIn App

SOCIAL: #WAREAGLE

- » Official Twitter..... @AuburnFootball

AUBURN ATHLETICS COMMUNICATIONS

KIRK SAMPSON Associate AD
 kirk@auburn.edu
 SHELLY POE Assistant AD/Primary Contact
 slp0019@auburn.edu
 CODY VOGA Assistant Director
 cjv0011@auburn.edu
 KENDRA WILLARD Assistant Director
 kal0014@auburn.edu

Web..... AuburnTigers.com
 Twitter @Auburn Football
 Office Phone (334) 844-9800



TULANE

Sept. 7, 2019 • 6:30 p.m. CT • ESPN2
Auburn, Ala. • Jordan-Hare Stadium



VS.



Site Jordan-Hare Stadium (87,451)
 TV ESPN2
 Radio Auburn Sports Network
 Live Stats..... AuburnTigers.com
 Twitter..... @AuburnFootball
 Series Record..... Tulane leads 17-14-6
 In Auburn..... Tied 1-1
 Last Result Auburn 38, Tulane 13 (2006)

AUBURN	Rankings.....10 AP/13 USA Today
	2019 Record1-0, 0-0 (SEC)
	Head Coach..... Gus Malzahn
Record at AU (Yrs.)..... 54-27 (7th)	
TULANE	Rankings..... NR AP/RV USA Today
	2019 Record 1-0, 0-0 (PAC-12)
	Head Coach..... Willie Fritz
Record at TU (Yrs.).....17-21 (4th)	

FOOTBALL HOSTS TULANE IN 2019 HOME OPENER

» No. 10 Auburn (1-0) hosts the Tulane Green Wave (1-0) on Saturday, September 7, at Jordan-Hare Stadium in Auburn, Ala., for the Tigers' 2019 home opener. ESPN2 will televise the 6:30 p.m. CT non-conference matchup.

In non-conference play, Auburn's all-time regular season record since SEC action began in 1933 is 251-69-6. Auburn's non-conference record during the Malzahn era is 24-6.

SERIES HISTORY

» Auburn and Tulane are meeting for the 38th time, but it's just the second matchup in the series since 1955. The Green Wave lead the series 17-14-6 all-time. The two teams met every year from 1921-55 with the exception of 1943, when Auburn did not field a team.

This will be only the third matchup in Auburn; Tulane won 28-0 in 1950 and Auburn posted a 38-13 victory on The Plains in 2006 in the series' last contest.

From 1932-49, all 17 games in the series were played in New Orleans, where the Green Wave hold a 12-9-5 series advantage. The series is tied 4-4-1 all-time at neutral sites, with games in Gulfport, Miss., Mobile and Montgomery.

Twenty-one previous meetings included a shutout by at least one team including four scoreless ties (three straight from 1936-38). The Tigers have won three of the last four games in the series.

» Auburn is 28-25-6 all-time against current members of the American Athletic Conference. The Tigers' last two games against AAC members came in bowl games; Auburn defeated Memphis 31-10 in the 2015 Birmingham Bowl and the No. 7 Tigers lost 34-27 to 10th-ranked UCF in the 2018 Chick-Fil-A Peach Bowl. The last regular season game Auburn played against a current AAC members was in 2007, a 26-23 overtime loss to South Florida in Auburn.

KICKOFF COVERAGE

» Auburn's comeback from a 15-point deficit against Oregon was its largest comeback since the 2010 Alabama game (24-point deficit overcome for a 28-27 win)

» Auburn taking the lead over Oregon with just nine seconds remaining in the game was the latest the Tigers gained the lead to win since Chris Davis broke a tie against Alabama in 2013 with one second on the clock by returning a missed field goal attempt

» The Tigers face six of the top 12 teams in the Associated Press preseason rankings, with four of those contests away from home

» Only Auburn, Alabama, Clemson and Washington have finished in the top 15 in scoring defense each of the past three seasons





» With 13 seniors listed, Auburn ranks second to only Michigan (15) for most players on the 2020 Reese's Senior Bowl watch list

» Auburn is the only FBS team that opened the last two seasons with a win over an AP-ranked opponent (#6 Washington, #11 Oregon)

» SEC freshman of the week Bo Nix was the first true freshman to start an Auburn season opener at quarterback since Travis Tidwell in 1946 and the first SEC true freshman QB to start an opener since 2004 (Brent Schaeffer, Tennessee)

» With 40 consecutive starts, Marlon Davidson ranks second nationally among FBS players in consecutive starts behind Louisiana Tech's Ethan Reed (41)

» Preseason all-SEC Tigers as selected by the league coaches and media: DL Derrick Brown, OL Prince Tega Wanogho (first team), DL Marlon Davidson, DL Nick Coe (second team), K Anders Carlson, DB Javaris Davis, OL Marquel Harrell, OL Mike Horton, P Arryn Siposs and WR Seth Williams (third team)

	vs. #11 Oregon Aug. 31 Arlington, TX W, 27-21 ABC	Auburn overcomes 15-point deficit to take lead with :09 remaining on 26-yard Bo Nix to Seth Williams TD pass ... Nix 219 yds total offense ... JaTarvious Whitlow 110 yds rushing ... Eli Stove 18-yd TD reception ... Joey Gatewood 1-yd TD rush ... Jeremiah Dinson 13 tackles, 2 TFL ... Big Kat Bryant 83-yd fumble return
	vs. Tulane Sept. 7 Auburn, AL 6:30 p.m. ESPN2	2019 home opener ... wear white ...
	vs. Kent St. Sept. 14 Auburn, AL 6:00 p.m. ESPN2/U	Homecoming 2019 ...
	at #12 Texas A&M Sept. 21 College Station, TX Time TBA TV TBA	2019 SEC opener ...
	vs. Mississippi St. Sept. 28 Auburn, Ala. Time TBA TV TBA	2019 SEC home opener ... wear orange ...
	at #11 Florida Oct. 5 Gainesville, FL Time TBA TV TBA	First trip to Gainesville since 2007 ...
	at Arkansas Oct. 19 Fayetteville, AR Time TBA TV TBA	After the open date ...
	at #6 LSU Oct. 26 Baton Rouge, LA Time TBA TV TBA	Malzahn's 100th career game as a college head coach ...
	vs. Ole Miss Nov. 2 Auburn, AL Time TBA TV TBA	Military Appreciation Day ...
	vs. #3 Georgia Nov. 16 Auburn, AL Time TBA TV TBA	124th meeting in the Deep South's Oldest Rivalry ... wear navy ...
	vs. Samford Nov. 23 Auburn, AL Time TBA TV TBA	Regular season non-conference finale ...
	vs. #2 Alabama Nov. 30 Auburn, AL Time TBA TV TBA	The 84th Iron Bowl ...



STUDENT-ATHLETE EXPERIENCE: ACADEMICS

THE GRADUATES

» Eleven players on the 2019 Auburn roster have already received bachelor's degrees:

- Jack Driscoll (2018/UMass)
- Bailey Sharp (2018)
- Prince Tega Wanogho (2018)
- Jeremiah Dinson (2019)
- Marquel Harrell (2019)
- Will Hastings (2019)
- Gary Walker (2019)
- Jay Jay Wilson (2019/Arizona State)
- Zach Farrar (2019/Youngstown State)
- Javaris Davis (2019)
- Kaleb Kim (2019)

SEC HONOR ROLL

» There were 21 Auburn representatives on the SEC Academic Honor Roll for the 2018 season, including current team members Chris Bobo, Nick Brahms, Anders Carlson, Tanner Dean, Josh French, Phelps Gambill, Marquel Harrell, Alec Jackson, Trent Kelley, Traivon Leonard, Spencer Nigh, Jordyn Peters, Jacob Rogers, Prince Micheal Sammons, Sam Sherrod, Bill Taylor and Barrett Tindall. Team members had a 3.0 GPA for the previous school year or a cumulative 3.0 GPA or higher. These student-athletes will also be recognized as Academic Top Tigers.

AD HONOR ROLL

» Student-athletes earn a spot on the AD Honor Roll with a combined 3.50 GPA or higher for the school year. Football had 12 players honored in 2018-19, including current team members Nick Brahms, Anders Carlson, Tanner Dean, Jack Driscoll, Russ Logan, Jackson McFadden, Erik Piedy, Jacob Rogers, Malcolm Russell, Sam Sherrod and Anthony Schwartz.

SEC FIRST-YEAR ACADEMIC HONOR ROLL

» Auburn football had 13 representatives on the 2018-19 SEC First-Year Academic Honor Roll, recognizing freshmen and transfer student-athletes with a cumulative 3.0 GPA or higher. Current team members honored included Devonte Booker, Jack Driscoll, Jalil Irvin, Jacob Jasinski, Harold Joiner, Russ Logan, Jackson McFadden, Cameron Payne, Erik Piedy, Jacob Quattlebaum, Malcolm Russell, Cord Sandberg and Brooks Walton.

IN HOME OPENERS

» Auburn is 100-16-3 (.853) all-time in home openers; there were no games played in Auburn in 1892, 1893, 1894, 1895, 1897, 1937 and 1938. Although Jordan-Hare Stadium opened in 1939, Auburn did not open a season there until 1951. Since then, Auburn has gone 65-12-2 (.833) all-time in home openers.

The Tigers have won 12 of their last 13 home openers, the only loss a 19-13 setback to eventual national champion Clemson in 2016.

IN SEPTEMBER

» Auburn is 173-58-5 all-time in the month of September; the Tigers are 108-22-1 (.832) all-time at home in September, and 65-36-4 (.632) away from Auburn in that month. Since 1970, the Tigers have had a winning record in the month of September in 42 of 49 seasons. Auburn is 17-7 in September games under Gus Malzahn. The Tigers are 4-0 all-time in games played on September 7, outscoring opponents 205-16 in those contests.

FRESHMAN DEBUT

» Bo Nix was the first true freshman to start an Auburn season opener at quarterback since Travis Tidwell in 1946, a 13-12 Auburn win vs. Southern Miss in Montgomery.

Record of true freshmen in their first starts at Auburn since 1969: 6-2

Nix was the first SEC true freshman QB to start a season opener since Tennessee's Brent Schaeffer in 2004.

» Nix was 13-31 for 177 yards passing with two TD against Oregon, going 4-6 passing on the gamewinning drive, capped by a 26-yard TD to Seth Williams, and converting a 4th-and-3 rushing, earning SEC freshman of the week.

» Bo Nix' father Patrick made his starting debut as a junior in the 1994 season opener at Ole Miss, a 22-17 Auburn win. Patrick Nix was 17-5-1 as a starter in his Auburn career.

TOTAL OFFENSE

» There have been nine 600-yard total offense games and 25 500-yard games during Malzahn's tenure as head coach at Auburn, the latest being the 586-yard output against Purdue in the Music City Bowl, the third 500-yard game last season.

Auburn has gained at least 200 yards total offense in a quarter 17 times under Malzahn, the latest being 255 yards in the first quarter against Purdue, and nine times against SEC teams, including a 228-yard third quarter at Ole Miss last year.

» Auburn has scored in all 81 games of the Malzahn era, the second-longest streak in school history. Auburn was last shut out by No. 2 Alabama 49-0 in Tuscaloosa in 2012, the last game prior to Malzahn taking over at Auburn.

Games	Dates
149	10/4/1980-11/14/1992
81	8/31/2013-Current

» The 63 points scored against both Purdue and Alabama State in 2018 are the most by Auburn during the Malzahn era. Under Malzahn, Auburn has scored 40 points or more 29 times in 80 games, 50 points or more 13 times and 60 points or more three times.

» Auburn has scored first in 25 of its last 32 games, dating back to the final four contests of the 2016 campaign, including nine times this season. The Tigers are 41-13 under Coach Gus Malzahn when scoring first.

» Under Malzahn, the Tigers have gained 20 or more first downs in 56-81 games, with 33 games with 25+ first downs. Auburn averages 21.97 first downs per game under Malzahn.

» Auburn has produced a 100-yard rusher in 52 of 81 games under head coach Gus Malzahn. Twelve different Tigers have rushed for 100 yards in a game under Malzahn (64 100-yd performances).

AUBURN BY THE NUMBERS

Category	2019	Under Malzahn
Record	1-0	54-27
SEC	0-0	28-20
West	0-0	21-15
East	0-0	7-5
Non-Conf	1-0	25-6
Home	0-0	35-9
Away	0-0	13-13
Neutral	1-0	6-5
Day	0-0	28-16
Night	1-0	26-11
TV Games	1-0	53-27
ABC	1-0	2-0
CBS	0-0	7-11
ESPN	0-0	15-11
ESPN2	0-0	4-3
ESPNU	0-0	4-0
FSN	0-0	2-0
SEC Network	0-0	19-2
Scoring first	0-0	41-13
Opp scoring first	1-0	13-14
Leading at half	0-0	43-8
Trailing at half	1-0	8-18
Tied at half	0-0	3-1
Leading after 3Q	0-0	46-4
Trailing after 3Q	1-0	6-20
Tied after 3Q	0-0	2-3
Overtime Games	0-0	1-2
Scoring <20 pts	0-0	1-14
Scoring 20+ pts	1-0	53-13
Scoring 30+ pts	0-0	42-5
Scoring 40+ pts	0-0	28-2
Allowing <20 pts	0-0	32-4
Allowing 20+ pts	1-0	22-23
Allowing 30+ pts	0-0	6-14
Rushing for <100 yds	0-0	3-6
Rushing for 100+ yds	1-0	51-21
Rushing for 200+ yds	1-0	42-8
Rushing for 300+ yds	0-0	22-1
Passing for 200+ yds	0-0	31-11
Passing for 300+ yds	0-0	3-4
Totalling <300 yds	0-0	2-11
Totalling 300+ yds	1-0	52-16
Totalling 400+ yds	0-0	40-9
Totalling 500+ yds	0-0	23-2
Allowing <100 yds	0-0	1-0
Allowing <300 yds	0-0	18-2
Allowing 300+ yds	1-0	36-25
Having 100-yd rusher	1-0	41-11
Having 2 100-yd rushers	0-0	12-0
Having 100-yd receiver	0-0	15-5
Opp 100-yd rusher	0-0	12-14
Opp 100-yd receiver	0-0	13-9
No turnovers	0-0	19-5
<3 turnovers	1-0	47-20
3+ turnovers	0-0	7-9
No takeaways	0-0	8-10
<3 takeaways	1-0	39-22
3+ takeaways	0-0	15-3
Win turnover battle	0-0	29-8
Lose turnover battle	1-0	12-15
Turnovers even	0-0	13-4
30:00+ possession	0-0	28-10
<30:00 possession	1-0	26-17

STUDENT-ATHLETE EXPERIENCE: FACILITIES

» An important upgrade in the recent Jordan-Hare Stadium renovation provides a new expanded home locker room for Auburn football student-athletes, more than doubling the previous space, accented with state of the art lighting, speakers and sound system in a customized orange and blue decor in the south end zone.



NATIONAL POLLS

ASSOCIATED PRESS POLL (preseason)

Rk.	School	Record	Points
1.	Clemson	1-0	1,542
2.	Alabama	1-0	1,493
3.	Georgia	1-0	1,407
4.	Oklahoma	1-0	1,337
5.	Ohio State	1-0	1,270
6.	LSU	1-0	1,233
7.	Michigan	1-0	1,126
8.	Notre Dame	1-0	1,037
9.	Texas	1-0	1,032
10.	Auburn	1-0	958
11.	Florida	1-0	940
12.	Texas A&M	1-0	862
13.	Utah	1-0	826
14.	Washington	1-0	768
15.	Penn State	1-0	688
16.	Oregon	0-1	568
17.	Wisconsin	1-0	519
18.	UCF	1-0	445
19.	Michigan State	1-0	409
20.	Iowa	1-0	351
21.	Syracuse	1-0	246
22.	Washington State	1-0	244
23.	Stanford	1-0	198
24.	Boise State	1-0	179
25.	Nebraska	1-0	86
	Iowa State	1-0	86

Also receiving votes: Virginia 73, TCU 61, **Mississippi State 50**, Cincinnati 48, Army 31, Miami (FL) 10, Oklahoma State 8, Memphis 6, Arizona State 4, Appalachian State 4, Minnesota 2, Southern Cal 1, Boston College 1, North Carolina 1

USA TODAY COACHES POLL (Sept. 3)

Rk.	School	Record	Points
1.	Clemson	1-0	1,594
2.	Alabama	1-0	1,540
3.	Georgia	1-0	1,435
4.	Oklahoma	1-0	1,395
5.	Ohio State	1-0	1,340
6.	LSU	1-0	1,260
7.	Michigan	1-0	1,155
8.	Notre Dame	1-0	1,055
9.	Texas	1-0	1,044
10.	Florida	1-0	990
11.	Texas A&M	1-0	932
12.	Washington	1-0	868
13.	Auburn	1-0	857
14.	Penn State	1-0	774
15.	Utah	1-0	738
16.	Wisconsin	1-0	568
17.	UCF	1-0	513
18.	Oregon	0-1	422
19.	Iowa	1-0	395
20.	Michigan State	1-0	382
21.	Washington State	1-0	324
22.	Syracuse	1-0	263
23.	Stanford	1-0	249
24.	Boise State	1-0	164
25.	Nebraska	1-0	94

Also receiving votes: **Mississippi State 92**; Cincinnati 49; Iowa State 41; Kentucky 40; Memphis 34; Oklahoma State 32; Virginia 28; TCU 26; Army 24; North Carolina State 18; Miami 11; Southern California 10; Boston College 10; Northwestern 7; **Tulane 4**; Arizona State 4; Appalachian State 4; Minnesota 3; Hawaii 3; Fresno State 3; Troy 2; North Carolina 2; Wyoming 1; Navy 1

Auburn's record with a 100-yard rusher during the Malzahn era is 41-11; with two 100-yard rushers in the same game, it's 12-0.

Current players' 100-yard rushing games: **JaTarvious Whitlow (4)**: Alabama State, 2018 (122); LSU, 2018 (104); Ole Miss, 2018 (170); Oregon, 2019 (110).

Kam Martin (3): Alabama A&M, 2016 (176); Georgia Southern, 2017 (136); Liberty, 2018 (116)

Shaun Shivers (1): Alabama St., 2018 (117)

» Despite having its nine-year run of 1,000-yard rushers end in 2018, Auburn is still tied with Nevada and Wisconsin for the most 1,000-yard rushers among FBS teams since 2009 with 11.

» Auburn's four quarterbacks entered the season having combined for only two career passing attempts and only one completion.

The two attempts by the Tigers' returning signal callers are the fewest attempts for any FBS team entering 2019; next are Penn State (5-7) and North Carolina State (7-8). Cord Sandberg completed his only attempt in 2018, a 22-yarder against Alabama State, and Joey Gatewood attempted one pass against Purdue in the Music Bowl.

» Sophomore Seth Williams, who scored the game-winning touchdown against Oregon on a 26-yard reception from Bo Nix with just 0:09 remaining, caught three passes for 44 yards on the game-winning drive.

As a true freshman, Williams led the SEC and ranked 10th nationally in yards per reception (20.54) and finished the season ranked third in Auburn freshman receiving yards (534) and fifth in freshman receptions (26).

Williams scored on a pair of 11-yard catches vs. Texas A&M, the second the gamewinner with 1:41 remaining. He added a 45-yard TD catch against Liberty and finished that contest with 109 yards on five catches, his first career 100-yard game.

In his career, all but three of his 30 catches have earned a first down or TD, including scoring on all three of his red-zone receptions and on three of his six fourth-quarter catches.

» Redshirt junior Eli Stove has surpassed 1,000 career yards from scrimmage (58 receptions for 524 yards and a score and 42 rushing attempts for 482 yards and 3 TDs). Stove's first score of the 2019 campaign was an 11-yard touchdown catch from Bo Nix vs. Oregon.

» Entering the 2019 season, Auburn's 99 combined career starts from its starting offensive linemen ranked 10th among FBS schools; Oregon was the leader with 153 combined starts.

» As a true freshman, Anthony Schwartz' 76-yard touchdown reception against Tennessee was Auburn's longest offensive play of the season and the longest completion of Jarrett Stidham's Auburn career.

Schwartz scored his first TD against Alabama State, a 57-yard reception, then added a 23-yard rush in the second quarter for his first career TD run. Schwartz added rushing touchdowns against Alabama and Southern Miss and scored on a fumble recovery in the endzone at Ole Miss. He added a 6-yard rushing score in the Music City Bowl to give him seven touchdowns for the season.

Schwartz finished ranked sixth in Auburn freshman receiving yards (357) and ninth in freshman receptions (22).

DOMINATING DEFENSE

» Auburn joins Alabama, Clemson and Washington as the only teams that have finished the season ranked in the top 15 nationally in scoring defense in each of the three seasons since Kevin Steele became the Tigers' defensive coordinator in 2016.

Auburn has allowed only 18.32 points per game in Steele's three seasons as coordinator, seventh among FBS teams.

Prior to 2016, Auburn had not held its opponents to under 24.1 ppg (2010) since 2008 (18.0 ppg), the end of seven straight years of holding opponents to under 20 ppg. In the season prior to Steele's arrival on The Plains, Auburn allowed 26.0 ppg, 54th nationally.

» Senior safety Jeremiah Dinson earned SEC defensive player of the week honors with his 13-tackle performance against Oregon; he had two TFL and a 6-yard sack.

» Auburn has held 13 of its 41 opponents (12-1 record) under 300 yards of total offense in Steele's three seasons. That equals the number of times the Tigers held an opponent to under 300 yards in the previous six seasons combined (79 games).

» Auburn's defense has allowed only eight first-quarter touchdowns in the last 32 games, and only seven in the opening period since the start of 2017 (four last season).

» Last season, the Auburn defense allowed a TD on just 34.3 percent (12-35) of its opponents' trips into the red zone, second best in the nation.

» Auburn has allowed a touchdown on just 53 of its opponents' 119 red zone chances in Steele's four years as the Tigers' defensive coordinator. The 44.5 red zone touchdown percentage is second in the country, trailing only Wisconsin (43.2%) since the start of the 2016 season.

» In 18 games against ranked opponents under Steele, Auburn has allowed an average of 22.8 ppg and has allowed 17 or fewer points eight times (44.4 percent).

Prior to his arrival, the Tigers allowed 31.5 ppg in 38 games against ranked opponents from 2009-15, and only held seven ranked opponents to 17 or fewer points (18.4 percent).

» Five current players have totaled more than 100 career tackles at Auburn:

- Jeremiah Dinson (136)
- Daniel Thomas (130)
- Marlon Davidson (128)
- Derrick Brown (117)
- Javaris Davis (111)

The number of career games current players have led the team in tackles:

- Jeremiah Dinson (5); Daniel Thomas (4); K.J. Britt, Derrick Brown, Nick Coe, Jordyn Peters (1)

» Auburn is third nationally allowing just 30 rushing TD since the start of the 2016 season; the Tigers are tied for seventh nationally allowing only 83 total TD during that span.

» Under Steele, Auburn has held the opponent under its season rushing average 32 times, including 15 of the last 17 games (not including season openers), the latest being Purdue. In 25 of those games, Auburn has held its opponent to 40-or-more yards below its season average.

» Auburn ranked 20th nationally in TFL per game (7.4) last season, with 96 TFL and 38 sacks for the year. The Tigers had 17 sacks in the last four games after recording 15 in the first six games. For the season, Auburn's 38 sacks (2.92/gm) ranked 16th nationally.

» Auburn is one of 17 teams nationally allowing less than five yards per play since the start of 2016, allowing 4.954 yards per play during that period.

» In 41 games under Steele, the Auburn defense has recorded 103 sacks (2.5 per game) and has been held without a sack only five times. Auburn has recorded at least 6.0 TFL in 27 of those games. The Tigers averaged 7.4 TFL per game last season, 20th nationally.

The Tigers have forced 57 turnovers (30 INT, 27 FR) and allowed only 29 rushing touchdowns during that stretch.

» Auburn was one of just 13 teams nationally with at least three interceptions returned for touchdowns last season.

Career interceptions by current players: Javaris Davis (6), Daniel Thomas (5); Jeremiah Dinson (2); Big Kat Bryant, Noah Igbinoghene, Smoke Monday, Jamien Sherwood, Christian Tutt (1).

WINNING THE TURNOVER BATTLE

» Big Kat Bryant's 83-yard fumble recovery against Oregon was the first of his career and the longest fumble return by Auburn through records back through the 1996 season; the previous long during that period was an 82-yard fumble return for a touchdown by Justin Garrett vs. Louisville in 2015.

» Auburn is 28-8 under Gus Malzahn when it wins the turnover battle and 13-4 when turnovers are even, compared to 12-15 when the Tigers lose the turnover battle. In wins, Auburn has a +32 turnover margin, and in losses, the Tigers are -15 in turnovers during Malzahn's head coaching tenure. The Tigers are 19-5 when they play turnover-free football and 38-14 when they have no more than one turnover under Malzahn.

» Auburn is 46-17 when it forces a turnover since the start of the 2013 season and 29-8 when it forces multiple turnovers over that span, compared to just 8-10 when it fails to force a turnover.

» The Tigers are 15-3 in games when they force multiple turnovers under defensive coordinator Kevin Steele.

SPECIAL TEAMS

» Auburn kickers have converted 277 consecutive PAT attempts back to the 2013 Tennessee game, the longest active streak in the FBS and the SEC record.

Cody Parkey (2013) Daniel Carlson (2014-17) and Ian Shannon (2015-18) were Auburn's

SEC STANDINGS

WEST STANDINGS

	SEC	Pct.	Overall	Pct.
Auburn	0-0	.000	1-0	1.000
Alabama	0-0	.000	1-0	1.000
Arkansas	0-0	.000	1-0	1.000
LSU	0-0	.000	1-0	1.000
Mississippi State	0-0	.000	1-0	1.000
Texas A&M	0-0	.000	1-0	1.000
Ole Miss	0-0	.000	0-1	.000

EAST STANDINGS

	SEC	Pct.	Overall	Pct.
Georgia	1-0	1.000	1-0	1.000
Florida	0-0	.000	1-0	1.000
Kentucky	0-0	.000	1-0	1.000
Missouri	0-0	.000	0-1	.000
South Carolina	0-0	.000	0-1	.000
Tennessee	0-0	.000	0-1	.000
Vanderbilt	0-1	.000	0-1	.000

SEC Results/Week One


- Florida 24, Miami 20
- Texas A&M 41, Texas State 7
- Auburn 27, Oregon 21
- Alabama 42, Duke 3
- North Carolina 24, South Carolina 20
- Mississippi St. 38, La-Lafayette 28
- Georgia 30, Vanderbilt 6
- Georgia State 38, Tennessee 30
- Wyoming 37, Missouri 31
- Memphis 15, Ole Miss 10
- LSU 55, Georgia Southern 3
- Kentucky 38, Toledo 24
- Arkansas 20, Portland St. 13

SEC Games/Week Two

- Tulane at Auburn
- Vanderbilt at Purdue
- New Mexico St. at Alabama
- Arkansas at Ole Miss
- Texas A&M at Clemson
- BYU at Tennessee
- West Virginia at Missouri
- Kansas St. at Mississippi St.
- UT Martin at Florida
- Murray St. at Georgia
- LSU at Texas
- Eastern Michigan at Kentucky
- Chas. Southern at South Carolina

GAMEDAY EXPERIENCE: HARBERT FAMILY RECRUITING CENTER

» Auburn's Harbert Family Recruiting Center provides expanded space at Jordan-Hare Stadium for football and Olympic sport recruiting, the two-story Tiger Walk Club and updated locations for operations and the media



2019 UPCOMING RECOGNITIONS

Tulane
Wear White

Kent State
Homecoming;
Fall Family Weekend; Sustainability Green Game

Mississippi State
Wear Orange; Equestrian National Champions
50th Anniversary of Athletics Integration

Ole Miss
Military Appreciation; Baseball CWS

Georgia
Wear Navy

Alabama
Senior Day

TIGERS IN THE NFL

Name	Pos.	Team
Montravious Adams	DT	Green Bay Packers
Peyton Barber	RB	Tampa Bay Buccaneers
Daren Bates	LB	Tennessee Titans
Angelo Blackson	DL	Houston Texans
Daniel Carlson	PK	Oakland Raiders
Shon Coleman	OL	San Francisco 49ers
Chandler Cox	FB	Miami Dolphins
Carlton Davis	DB	Tampa Bay Buccaneers
Jamel Dean	DB	Tampa Bay Buccaneers
Dee Ford	DE	San Francisco 49ers
Rudy Ford	DB	Philadelphia Eagles
Josh Harris	LS	Atlanta Falcons
Kerryon Johnson	RB	Detroit Lions
Jonathan Jones	DB	New England Patriots
Brandon King	DB	New England Patriots
Devaroe Lawrence	DL	Cleveland Browns
Carl Lawson	DE	Cincinnati Bengals
Ricardo Louis	WR	Miami Dolphins
Cassanova McKinzy	LB	Washington Redskins
Cam Newton	QB	Carolina Panthers
Greg Robinson	OL	Cleveland Browns
Dontavius Russell	DL	Jacksonville Jaguars
Chad Slade	OL	New York Giants
Darius Slayton	WR	New York Giants
Braden Smith	OL	Indianapolis Colts
Jarrett Stidham	QB	New England Patriots
Neiko Thorpe	DB	Seattle Seahawks
C.J. Uzomah	TE	Cincinnati Bengals
Jermaine Whitehead	DB	Cleveland Browns

» Auburn has 31 former lettermen still with NFL teams after the final preseason cuts August 31, representing 20 different NFL teams

» Former Auburn lettermen on NFL rosters who finished their college careers elsewhere: Byron Cowart (New England), John Franklin III (NY Jets)

» On NFL practice squads: Deshaun Davis (Jacksonville), Darrell Williams (Washington), D'haquille Williams (Buffalo)

» Auburn has had 29 players taken in the first round and four No. 1 overall draft picks: Cam Newton (Carolina, '11), Aundray Bruce (Atlanta, '88), Bo Jackson (Tampa, '86) and Tucker Frederickson (NY Giants, '65)

» At least one former Tiger has been selected to 17 of the last 19 Pro Bowls, including Dee Ford in 2019. Auburn has had at least one former player in 11 of the last 14 Super Bowls

previous kickers during the streak; Carlson set the SEC individual record for consecutive PAT (198) before graduating. The NCAA record is 302, set by Florida State from 2012-16.

» Marlon Davidson blocked three field goal attempts last season, second-best nationally. Jordyn Peters, also ranked second nationally, blocked three punts, making Auburn the only team nationally with two players with multiple blocked kicks/punts.

Auburn's seven blocked kicks/punts tied for best in the nation with Toledo and Baylor among FBS teams. Seven blocked kicks were the most for a season in Auburn records back through 1996.

» Auburn is tied with Hawai'i for the longest current span of games (131) without having a punt blocked. Auburn last had a punt blocked vs. Mississippi State in 2009.

» In his debut last season, Anders Carlson was 15-25 on field goals (10-11 inside 40 yards), with two 53-yarders made, 44-44 on PAT attempts and 51-70 on touchbacks (11th nationally) on kickoffs.

» With 572 combined career kicking points, the Carlsons are chasing Florida State's Roberto and Ricky Aguayo (679 current points) for the most points scored by an active kicking duo of brothers who kicked for the same college.

» Auburn ranked fifth nationally last year in net punting (41.91), the highest net average at Auburn back through 1996. Punter Arryn Siposs averaged 44.2 yards per kick (18th ranked nationally), with 10 punts of 50+ yards. His career best was a 60-yarder vs. Arkansas.

» Auburn and North Carolina were the only Power 5 schools in the Top 50 in kickoff return average, kickoff return defense, net punt and punt return average last season.

» Auburn was one of 18 teams nationally to return both a kickoff and a punt for a TD last season, along with Alabama, Appalachian State, Boise State, Louisville, Maryland, Memphis, Michigan, New Mexico State, North Texas, Ohio, Pitt, TCU, Temple, Toledo, Troy, Utah State and Washington State.

N.O.T. GOING TO LOSE

» Auburn has won 20 straight games (18-0 mark under Malzahn) when the Tigers score a non-offensive touchdown (NOT). During that string, the Tigers have scored 22 non-offensive touchdowns, including three kickoffs, five punts (2 blocked), four fumbles, nine interceptions and one missed field goal.

The last time the Tigers lost a game in which it scored a non-offensive touchdown was at Mississippi State in 2012, when Auburn lost 28-10 despite a 100-yard Onterio McCalebb kickoff return to start the second half.

RANKINGS

» This is the 39th time the Tigers have been ranked in the preseason AP poll since 1950, the 13th time in the last 17 seasons and the fifth time in seven seasons under head coach Gus Malzahn. It's the 36th time the Tigers have been ranked in the preseason Top 20.

» Auburn has played 35 games against ranked teams in Gus Malzahn's 80 games as the Tigers' head coach (43.8 percent of total games, most of any Auburn coach). Of those, 20 have been against Top 10 opponents. Auburn is 17-19 in games against ranked opponents under Malzahn, including a 7-13 mark against Top 10 teams.

» Auburn is 111-159-6 all-time facing ranked opponents. The Tigers are 51-41-2 at home against ranked teams, 27-68-2 on the road and 33-50-2 on a neutral field.

» Auburn is 16-19 all-time against ranked non-conference opponents in regular-season action, including 10-7 at home, 3-7 on the road and 3-5 at neutral-site locations.

» The Oregon game was the fifth time in Gus Malzahn's seven seasons as Auburn's head coach that the Tigers have played a regular-season non-conference game against a ranked opponent (3-2 record). Prior to Malzahn's tenure, Auburn had only played four such games in the previous 22 seasons combined.

» The Tigers are 87-128-5 all-time facing ranked SEC opponents (41-32-2 at home, 27-61-2 away, 19-35-1 neutral). Ranked Auburn teams vs. ranked SEC teams are 56-48-3 overall (27-9-1 at home, 18-29-1 at the opponent's home, 11-10-1 on a neutral field).

» Auburn's record as a ranked team all-time is 319-115-6. Ranked Auburn teams at home are 179-32-2; away from Auburn, ranked Tiger squads are 140-83-4 all-time.

» When a ranked Auburn team faces a ranked opponent, the Tigers' all-time record is 78-71-4 (34-12-1 at home, 21-37-1 away and 23-22-2 on a neutral field).

MORE TIGER STRIPES...

» The Tigers will travel 2,520 miles this regular season, second-most in the SEC, trailing only Texas A&M (2,534 miles).

» Since 2001, Auburn is 141-26 (.844) when scoring 20 or more points in a game. Dating back to 1993, Auburn is 197-34-1 (.852) when scoring 20 or more points. All-time, Auburn is 536-54-9 (.902) when scoring 20 points.

All-time, Auburn is 336-9 (.974) when scoring 30 points, 168-3 (.982) when scoring 40 points, 77-0 when scoring 50 points and 27-0 when scoring 60 points.

» Five of Auburn's first eight games are away from Jordan-Hare Stadium, including all three games in the month of October. It is the first time since September, 1978, that the Tigers will play all of its games in a calendar month away from home (min. 3 games).

That year, Auburn opened the season by winning 45-32 at Kansas State on September 16, followed by an 18-7 victory at Virginia Tech on September 23 and a 29-10 triumph over Tennessee in Birmingham September 30 prior to playing its first home game of the season against Miami (Fla.) on October 7.

» In all-time SEC play, Auburn holds a 319-249-18 mark back through 1933. In SEC games played in Auburn, the Tigers are 134-59-6 all-time; away from Auburn, the Tigers are 185-190-12 overall. The Tigers are 28-20 in SEC action under Coach Gus Malzahn.

» Auburn's freshmen accounted for 239 of the Tigers' 402 points last season (59.5 percent), including 25 of 49 TDs (51.0 percent).

Freshman scoring: Anders Carlson 89; JaTarvious Whitlow 48; Anthony Schwartz 42; Seth Williams 30; Shaun Shivers 18; Harold Joiner 6; John Samuel Shenker 6.

» On the 2019 squad, 28 players started the season with at least one college start to their credit, 16 on offense and 12 on defense.

Auburn had six first-time starters against Oregon: Bo Nix, Marquis McClain, Spencer Nigh, Shaun Shivers, K.J. Britt and Owen Pappoe.

Eight Tigers now have at least 20 college starts: Marlon Davidson 40, Jack Driscoll 33 (20@UMass), Derrick Brown 27, Javaris Davis 25, Jeremiah Dinson 25, Mike Horton 21, Prince Tega Wanogho 21 and Marquel Harrell 20.

» Five players saw their first collegiate action against Oregon -- true freshmen Derick Hall, Bo Nix, Owen Pappoe, D.J. Williams and sophomore Tanner Dean.

» The Tigers have 768 total victories, 13th among the all-time winningest FBS football programs.

2019 PRESEASON HONORS

» **Derrick Brown**

All-America 1st team (Lindy's, Phil Steele, Athlon, Street & Smith, Sporting News, CFN, CBS, PFF, Sports Illustrated, ESPN, AP)
Lott IMPACT Trophy watch list
Bednarik Award watch list
Outland Trophy watch list
Bronko Nagurski Trophy watch list
All-SEC 1st team (Athlon, Lindy's, Phil Steele, Street & Smith, CFN, SEC media, SEC coaches, PFF)
AFCA Good Works Team nominee
Wuerffel Trophy watch list
Reese's Senior Bowl watch list

» **Sal Cannella**

Reese's Senior Bowl watch list

» **Anders Carlson**

All-SEC 2nd team (SEC media), 3rd (SEC coaches)

» **Nick Coe**

All-America 2nd team (Sporting News, CBS), 3rd (Phil Steele, CFN)
Bronko Nagurski Trophy watch list
All-SEC 1st team (Phil Steele, CFN), 2nd (Athlon, Lindy's, SEC media, SEC coaches)

» **Marlon Davidson**

All-SEC 2nd team (Lindy's, SEC media, SEC coaches, PFF), 4th (Athlon, Phil Steele)
Reese's Senior Bowl watch list

» **Javaris Davis**

All-SEC 3rd team (SEC coaches), 4th (Phil Steele), HM (PFF)
Reese's Senior Bowl watch list

» **Jeremiah Dinson**

Reese's Senior Bowl watch list

» **Jack Driscoll**

All-SEC 2nd team (PFF)
Reese's Senior Bowl watch list

» **Marquel Harrell**

All-SEC 2nd team (Phil Steele), 3rd (Athlon, SEC coaches), HM (PFF)
Reese's Senior Bowl watch list

» **Mike Horton**

All-SEC 3rd team (SEC coaches)
Reese's Senior Bowl watch list

» **Noah Igbinoghene**

All-SEC 2nd team (Phil Steele), 3rd (Athlon)
Paul Hornung Award watch list

» **Kaleb Kim**

Rimington Trophy watch list
Reese's Senior Bowl watch list

» **Kam Martin**

Doak Walker Award watch list
Earl Campbell Tyler Rose Award watch list
Reese's Senior Bowl watch list

» **Bo Nix**

FWAA Freshman All-America watch list

» **Owen Pappoe**

FWAA Freshman All-America watch list

» **Arryn Siposs**

All-America 2nd team (PFF)
Ray Guy Award watch list
All-SEC 2nd team (Athlon, Phil Steele), 3rd (SEC media)

» **Daniel Thomas**

All-SEC 2nd team (Athlon, PFF), 3rd (Lindy's, Phil Steele, SEC media, SEC coaches)
Reese's Senior Bowl watch list

» **Prince Tega Wanogho**

All-America 2nd team (Lindy's, PFF), 3rd (Athlon), 4th (Phil Steele)
Outland Trophy watch list
All-SEC 1st team (Athlon, Lindy's, SEC media, SEC coaches, PFF), 2nd (Phil Steele)
Bruce Feldman CFB Freaks (#24)
Reese's Senior Bowl watch list

» **JaTarvious Whitlow**

All-SEC 4th team (Athlon)

» **Seth Williams**

All-SEC 3rd team (SEC media), 4th (Athlon)

» **Jay Jay Wilson**

Reese's Senior Bowl watch list

» **Coach Gus Malzahn**

Bobby Dodd Trophy watch list

CAREER PARTICIPATION

No.	Name	GP/GS
16	Malcolm Askew, DB	3/0
12	Devan Barrett, RB	19/0
52	Nick Brahm, OL	8/5
33	K.J. Britt, LB	28/1
5	Derrick Brown, DL	41/27
1	Big Kat Bryant, DL	27/4
80	Sal Cannella, TE	25/2
26	Anders Carlson, K	14/--
47	Craig Carter, DB	2/0
91	Nick Coe, DL	26/12
3	Marlon Davidson, DL	40/40
13	Javaris Davis, DB	37/25
27	Tanner Dean, LB	1/0
20	Jeremiah Dinson, DB	37/25
71	Jack Driscoll, OL	34/33* (21/20)
14	Zach Farrar, WR	6/5* (6/5)
41	Josh French, DB	1/0
89	Phelps Gambill, TE	3/0
1	Joey Gatewood, QB	2/0
28	Devin Guice, DB	6/0
29	Derick Hall, DL	1/0
59	Brodarious Hamm, OL	2/0
77	Marquel Harrell, OL	31/20
30	Michael Harris, LB	2/0
33	Will Hastings, WR	30/1
19	Matthew Hill, WR	5/0
64	Mike Horton, OL	38/21
4	Noah Igbinoghene, DB/WR	28/10
50	Jalil Irvin, OL	2/0
65	Alec Jackson, OL	12/0
11	Shedrick Jackson, WR	12/1
45	Caleb Johnson, DL	2/0
22	Harold Joiner, RB	3/0
75	Trent Kelley, OL	3/0
54	Kaleb Kim, OL	19/9
25	Sage Ledbetter, K	4/--
14	Traivon Leonard, DB	9/0
56	Tashawn Manning, OL	2/0
36	Josh Marsh, LB	1/0
9	Kam Martin, RB	36/7
17	Marquis McClain, WR	28/1
35	Zakoby McClain, LB	14/0
23	Roger McCreary, DB	9/0
8	Coynis Miller Jr., DL	10/0
32	Malik Miller, RB	26/1
21	Smoke Monday, DB	14/1
35	James Owens Moss, WR	4/0
55	T.D. Moultry, LB	27/0
63	Peyton Nance, DL	2/0
44	Daquan Newkirk, DL	9/0
99	Spencer Nigh, FB	27/1
10	Bo Nix, QB	1/1
87	Pace Ozmint, WR	1/0
15	Jordyn Peters, DB	28/1
10	Owen Pappoe, LB	1/1
40	Jacob Rogers, DB	1/0
72	Prince Sammons, OL	3/0
24	Cord Sandberg, QB	1/0
5	Anthony Schwartz, WR	14/4
66	Bailey Sharp, OL	19/0
47	John Samuel Shenker, TE	13/0
32	Sam Sherrod, DB	2/0
9	Jamien Sherwood, DB	14/0
8	Shaun Shivers, RB	14/1
90	Arryn Siposs, P	14/--
53	Clarke Smith, LS	1/0
12	Eli Stove, WR	30/15
62	Kameron Stutts, OL	2/0
60	Bill Taylor, LS	14/--
24	Daniel Thomas, DB	39/16
38	Barrett Tindall, LB	1/0
68	Austin Troxell, OL	12/0
94	Tyrone Truesdell, DL	21/0
6	Christian Tutt, DB	11/3
42	Jacob vonEschenbach, DL	2/0
97	Gary Walker, DL	15/0
76	Prince Tega Wanogho, OL	38/21
28	JaTarvious Whitlow, RB	14/5
3	D.J. Williams, RB	1/0
18	Seth Williams, WR	14/9
42	Jay Jay Wilson, TE	38/10* (37/10)
31	Chandler Wooten, LB	18/2

*includes previous school (previous school total)

ALPHABETICAL ROSTER

NO.	NAME	POS.	HT.	WT.	YR.	HOMETOWN	NO.	NAME	POS.	HT.	WT.	YR.	HOMETOWN
37	Payton Anderson	RB	5-11	205	Fr.	Fyffe, AL	23	Roger McCreary	DB	6-0	188	So.	Mobile, AL
15	Wil Appleton	QB	5-11	194	Sr.	Albertville, AL	84	Jackson McFadden	WR	6-1	185	RFr.	Nashville, TN
16	Malcolm Askew	DB	5-11	185	So.	McCalla, AL	8	Coynis Miller Jr.	DT	6-2	312	So.	Decatur, AL
12	Devan Barrett	DB	6-0	195	Jr.	Tampa, FL	32	Malik Miller	RB	5-11	235	Jr.	Huntsville, AL
79	Kamaar Bell	OL	6-2	320	Fr.	Moultrie, GA	90	Charles Moore	DL	6-4	255	Fr.	Louisville, MS
39	Chris Bobo	DB	5-11	183	RFr.	Alpharetta, GA	21	Smoke Monday	DB	6-2	186	So.	Atlanta, GA
93	Devonte Booker	DE	5-11	221	RFr.	Orlando, FL	35	James Owens Moss	WR	5-9	182	Jr.	Opelika, AL
52	Nick Brahms	OL	6-3	301	So.	Navarre, FL	55	T.D. Moultry	Buck	6-2	243	Jr.	Birmingham, AL
73	Gabe Brinson	DT	6-5	289	RFr.	Lorton, VA	95	Reece Mullins	DE	6-3	225	Fr.	Marietta, GA
33	K.J. Britt	LB	6-0	236	Jr.	Oxford, AL	63	Peyton Nance	DT	5-11	302	So.	Attalla, AL
48	O.C. Brothers	LB	6-1	231	Fr.	Titusville, FL	30	Tommy Nesmith	WR	6-0	168	Fr.	Auburn, AL
5	Derrick Brown	DT	6-5	318	Sr.	Sugar Hill, GA	44	Daquan Newkirk	DT	6-3	306	Jr.	Orlando, FL
43	Kameron Brown	LB	6-0	255	Fr.	Sugar Hill, GA	99	Spencer Nigh	FB	6-0	267	Sr.	Magnolia, TX
1	Big Kat Bryant	DE	6-5	247	Jr.	Cordele, GA	10	Bo Nix	QB	6-2	207	Fr.	Pinola, AL
80	Sal Cannella	WR	6-5	228	Sr.	Schaumburg, IL	51	Justin Osborne	OL	6-4	280	Fr.	Flower Mound, TX
26	Anders Carlson	K	6-5	213	So.	Colorado Springs, CO	87	Pace Ozmint	WR	6-1	196	Sr.	Glencoe, AL
47	Craig Carter	DB	5-11	196	Sr.	Milton, GA	10	Owen Pappoe	LB	6-1	219	Fr.	Lawrenceville, GA
91	Nick Coe	Buck	6-5	291	Jr.	Asheboro, NC	36	Ben Patton	K	5-9	180	Fr.	Rochester, MI
70	Michael Cone	OL	6-4	325	So.	Dallas, GA	82	Cameron Payne	WR	6-2	211	So.	Oak Ridge, NC
3	Marlon Davidson	DE	6-3	278	Sr.	Greenville, AL	15	Jordyn Peters	DB	6-1	195	Jr.	Muscle Shoals, AL
13	Javaris Davis	DB	5-10	180	Sr.	Jacksonville, FL	22	Erik Piedy	DB	5-10	175	RFr.	New Orleans, LA
86	Luke Deal	TE	6-6	251	Fr.	Greenwood, SC	18	Nehemiah Pritchett	DB	6-1	162	Fr.	Jackson, AL
27	Tanner Dean	LB	6-3	214	So.	Birmingham, AL	11	Zion Puckett	DB	5-11	208	Fr.	Griffin, GA
20	Jeremiah Dinson	DB	6-0	191	Sr.	Miami, FL	67	Jacob Quattlebaum	LS	6-0	235	RFr.	Enterprise, AL
71	Jack Driscoll	OL	6-5	296	Sr.	Madison, CT	21	Mark-Antony Richards	RB	6-1	195	Fr.	Wellington, FL
14	Zach Farrar	WR	6-4	210	Jr.	Keller, TX	40	Jacob Rogers	DB	6-0	209	Sr.	Goodwater, AL
41	Josh French	DB	5-11	203	Jr.	Birmingham, AL	83	Malcolm Russell	WR	5-11	195	RFr.	Pelham, AL
85	Tyler Fromm	TE	6-5	218	Fr.	Warner Robins, GA	72	Prince Micheal Sammons	OL	6-7	307	Jr.	Blanchester, OH
89	Phelps Gambill	TE	6-5	276	Jr.	Nashville, TN	24	Cord Sandberg	QB	6-3	229	RFr.	Bradenton, FL
1	Joey Gatewood	QB	6-5	233	RFr.	Jacksonville, FL	5	Anthony Schwartz	WR	6-0	179	So.	Pembroke Pines, FL
28	Devin Guice	DB	5-8	160	Jr.	Opelika, AL	66	Bailey Sharp	OL	6-5	305	Sr.	Marietta, GA
29	Derick Hall	Buck	6-3	230	Fr.	Gulfport, MS	16	Jashawn Sheffield	WR	6-1	183	Fr.	Brunswick, GA
59	Brodarious Hamm	OL	6-5	312	So.	Griffin, GA	47	John Samuel Shenker	TE	6-3	248	So.	Albany, GA
96	Jaren Handy	DL	6-5	259	Fr.	Hattiesburg, MS	32	Sam Sherrrod	DB	5-11	194	Jr.	Birmingham, AL
77	Marquel Harrell	OL	6-3	309	Sr.	Atlanta, GA	9	Jamien Sherwood	DB	6-2	204	So.	Jensen Beach, FL
30	Michael Harris	LB	6-3	240	RFr.	Tucker, GA	8	Shaun Shivers	RB	5-7	179	So.	Fort Lauderdale, FL
33	Will Hastings	WR	5-10	174	Sr.	Little Rock, AR	26	Jaylin Simpson	DB	6-0	162	Fr.	Brunswick, GA
53	Sawyer Hennis	LB	6-0	204	Fr.	Greenville, AL	90	Arryn Siposs	P	6-3	212	Jr.	Melbourne, Australia
19	Matthew Hill	WR	6-1	190	RFr.	Lawrenceville, GA	53	Clarke Smith	LS	6-3	231	Jr.	Leeds, AL
64	Mike Horton	OL	6-4	325	Sr.	Atlanta, GA	12	Eli Stove	WR	6-0	188	Jr.	Niceville, FL
4	Noah Igbinoghene	DB	5-11	200	Jr.	Trussville, AL	62	Kameron Stutts	OL	6-4	320	RFr.	Killen, AL
50	Jalil Irvin	OL	6-2	299	RFr.	Stone Mountain, GA	60	Bill Taylor	LS	6-3	226	So.	Northport, AL
65	Alec Jackson	OL	6-5	304	So.	Montgomery, AL	24	Daniel Thomas	DB	5-11	209	Sr.	Montgomery, AL
11	Shedrick Jackson	WR	6-0	198	So.	Hoover, AL	38	Barrett Tindall	LB	6-0	219	So.	Birmingham, AL
46	Jacob Jasinski	RB	5-10	192	RFr.	Birmingham, AL	98	Trent Townsend	DL	6-4	269	Fr.	Kennesaw, GA
45	Caleb Johnson	DE	6-2	257	RFr.	Columbus, GA	68	Austin Troxell	OL	6-6	310	So.	Huntsville, AL
6	Ja'Varius Johnson	WR	5-9	163	Fr.	Trussville, AL	94	Tyrone Truesdell	DT	6-2	310	Jr.	Augusta, GA
22	Harold Joiner	RB	6-4	215	RFr.	Birmingham, AL	6	Christian Tutt	DB	5-11	190	So.	Thomson, GA
58	Keiondre Jones	OL	6-3	325	Fr.	LaGrange, GA	42	Jacob vonEschenbach	Buck	6-1	211	Jr.	Enterprise, AL
75	Trent Kelley	OL	6-5	287	So.	Phenix City, AL	97	Gary Walker	DE	6-0	283	Sr.	Toccoa, GA
54	Kaleb Kim	OL	6-4	300	Sr.	Buford, GA	76	Prince Tega Wanogho	OL	6-7	305	Sr.	Delta State, Nigeria
25	Sage Ledbetter	K	6-0	176	Sr.	Auburn, AL	28	Ja'Tarvious Whitlow	RB	6-0	210	So.	LaFayette, AL
14	Traivon Leonard	DB	6-0	198	Jr.	West Palm Beach, FL	3	D.J. Williams	RB	5-10	216	Fr.	Lake Placid, FL
49	Barton Lester	LB	6-3	207	So.	Montgomery, AL	18	Seth Williams	WR	6-3	224	So.	Cottondale, AL
52	Russ Logan	LB	5-11	183	RFr.	Eutaw, AL	42	Jay Jay Wilson	HB	6-3	249	Sr.	Valencia, CA
56	Tashawn Manning	OL	6-3	326	So.	Apopka, FL	25	Colby Wooden	Buck	6-4	243	Fr.	Lawrenceville, GA
39	Patrick Markwalter	K/P	6-0	206	Fr.	Atlanta, GA	31	Chandler Wooten	LB	6-2	228	Jr.	Acworth, GA
36	Josh Marsh	LB	6-2	218	RFr.	Decatur, AL							
9	Kam Martin	RB	5-10	189	Sr.	Port Arthur, TX							
17	Marquis McClain	WR	6-2	224	Jr.	Crestview, FL							
35	Zakoby McClain	LB	6-0	210	So.	Valdosta, GA							

NUMERICAL ROSTER

NO.	NAME	POS.	HT.	WT.	YR.	HOMETOWN
1	Big Kat Bryant	DE	6-5	247	Jr.	Cordele, GA
1	Joey Gatewood	QB	6-5	233	RFr.	Jacksonville, FL
3	Marlon Davidson	DE	6-3	278	Sr.	Greenville, AL
3	D.J. Williams	RB	5-10	216	Fr.	Lake Placid, FL
4	Noah Igbingohene	DB	5-11	200	Jr.	Trussville, AL
5	Derrick Brown	DT	6-5	318	Sr.	Sugar Hill, GA
5	Anthony Schwartz	WR	6-0	179	So.	Pembroke Pines, FL
6	Christian Tutt	DB	5-11	190	So.	Thomson, GA
6	Ja'Varrius Johnson	WR	5-9	163	Fr.	Trussville, AL
8	Coynis Miller Jr.	DT	6-2	312	So.	Decatur, AL
8	Shaun Shivers	RB	5-7	179	So.	Fort Lauderdale, FL
9	Kam Martin	RB	5-10	189	Sr.	Port Arthur, TX
9	Jamien Sherwood	DB	6-2	204	So.	Jensen Beach, FL
10	Bo Nix	QB	6-2	207	Fr.	Pinson, AL
10	Owen Pappoe	LB	6-1	219	Fr.	Lawrenceville, GA
11	Shedrick Jackson	WR	6-0	198	So.	Hoover, AL
11	Zion Puckett	DB	5-11	208	Fr.	Griffin, GA
12	Devan Barrett	DB	6-0	195	Jr.	Tampa, FL
12	Eli Stove	WR	6-0	188	Jr.	Niceville, FL
13	Javaris Davis	DB	5-10	180	Sr.	Jacksonville, FL
14	Traivon Leonard	DB	6-0	198	Jr.	West Palm Beach, FL
14	Zach Farrar	WR	6-4	210	Jr.	Keller, TX
15	Wil Appleton	QB	5-11	194	Sr.	Albertville, AL
15	Jordyn Peters	DB	6-1	195	Jr.	Muscle Shoals, AL
16	Malcolm Askew	DB	5-11	185	So.	McCalla, AL
16	Jashawn Sheffield	WR	6-1	183	Fr.	Brunswick, GA
17	Marquis McClain	WR	6-2	224	Jr.	Crestview, FL
18	Seth Williams	WR	6-3	224	So.	Cottondale, AL
18	Nehemiah Pritchett	DB	6-1	162	Fr.	Jackson, AL
19	Matthew Hill	WR	6-1	190	RFr.	Lawrenceville, GA
20	Jeremiah Dinson	DB	6-0	191	Sr.	Miami, FL
21	Smoke Monday	DB	6-2	186	So.	Atlanta, GA
21	Mark-Antony Richards	RB	6-1	195	Fr.	Wellington, FL
22	Harold Joiner	RB	6-4	215	RFr.	Birmingham, AL
22	Erik Piedy	DB	5-10	175	RFr.	New Orleans, LA
23	Roger McCreary	DB	6-0	188	So.	Mobile, AL
24	Cord Sandberg	QB	6-3	229	RFr.	Bradenton, FL
24	Daniel Thomas	DB	5-11	209	Sr.	Montgomery, AL
25	Colby Wooden	Buck	6-4	243	Fr.	Lawrenceville, GA
25	Sage Ledbetter	K	6-0	176	Sr.	Auburn, AL
26	Anders Carlson	K	6-5	213	So.	Colorado Springs, CO
26	Jaylin Simpson	DB	6-0	162	Fr.	Brunswick, GA
27	Tanner Dean	LB	6-3	214	So.	Birmingham, AL
28	Devin Guice	DB	5-8	160	Jr.	Opelika, AL
28	Ja'Tarvious Whitlow	RB	6-0	210	So.	LaFayette, AL
29	Derrick Hall	Buck	6-3	230	Fr.	Gulfport, MS
30	Michael Harris	LB	6-3	240	RFr.	Tucker, GA
30	Tommy Nesmith	WR	6-0	168	Fr.	Auburn, AL
31	Chandler Wooten	LB	6-2	228	Jr.	Acworth, GA
32	Malik Miller	RB	5-11	235	Jr.	Huntsville, AL
32	Sam Sherrod	DB	5-11	194	Jr.	Birmingham, AL
33	K.J. Britt	LB	6-0	236	Jr.	Oxford, AL
33	Will Hastings	WR	5-10	174	Sr.	Little Rock, AR
35	Zakoby McClain	LB	6-0	210	So.	Valdosta, GA
35	James Owens Moss	WR	5-9	182	Jr.	Opelika, AL
36	Josh Marsh	LB	6-2	218	RFr.	Decatur, AL
36	Ben Patton	K	5-9	180	Fr.	Rochester, MI
37	Payton Anderson	RB	5-11	205	Fr.	Fyffe, AL
38	Barrett Tindall	LB	6-0	219	So.	Birmingham, AL

NO.	NAME	POS.	HT.	WT.	YR.	HOMETOWN
39	Chris Bobo	DB	5-11	183	RFr.	Alpharetta, GA
39	Patrick Markwalter	K/P	6-0	206	Fr.	Atlanta, GA
40	Jacob Rogers	DB	6-0	209	Sr.	Goodwater, AL
41	Josh French	DB	5-11	203	Jr.	Birmingham, AL
42	Jay Jay Wilson	HB	6-3	249	Sr.	Valencia, CA
42	Jacob vonEschenbach	Buck	6-1	211	Jr.	Enterprise, AL
43	Kameron Brown	LB	6-0	255	Fr.	Sugar Hill, GA
44	Daquan Newkirk	DT	6-3	306	Jr.	Orlando, FL
45	Caleb Johnson	DE	6-2	257	RFr.	Columbus, GA
46	Jacob Jasinski	RB	5-10	192	RFr.	Birmingham, AL
47	Craig Carter	DB	5-11	196	Sr.	Milton, GA
47	John Samuel Shenker	TE	6-3	248	So.	Albany, GA
48	O.C. Brothers	LB	6-1	231	Fr.	Titusville, FL
49	Barton Lester	LB	6-3	207	So.	Montgomery, AL
50	Jalil Irvin	OL	6-2	299	RFr.	Stone Mountain, GA
51	Justin Osborne	OL	6-4	280	Fr.	Flower Mound, TX
52	Nick Brahms	OL	6-3	301	So.	Navarre, FL
52	Russ Logan	LB	5-11	183	RFr.	Eutaw, AL
53	Clarke Smith	LS	6-3	231	Jr.	Leeds, AL
53	Sawyer Hennis	LB	6-0	204	Fr.	Greenville, AL
54	Kaleb Kim	OL	6-4	300	Sr.	Buford, GA
55	T.D. Moultry	Buck	6-2	243	Jr.	Birmingham, AL
56	Tashawn Manning	OL	6-3	326	So.	Apopka, FL
58	Keiondre Jones	OL	6-3	325	Fr.	LaGrange, GA
59	Brodarious Hamm	OL	6-5	312	So.	Griffin, GA
60	Bill Taylor	LS	6-3	226	So.	Northport, AL
62	Kameron Stutts	OL	6-4	320	RFr.	Killen, AL
63	Peyton Nance	DT	5-11	302	So.	Attalla, AL
64	Mike Horton	OL	6-4	325	So.	Atlanta, GA
65	Alec Jackson	OL	6-5	304	Sr.	Montgomery, AL
66	Bailey Sharp	OL	6-5	305	Sr.	Marietta, GA
67	Jacob Quattlebaum	LS	6-0	235	RFr.	Enterprise, AL
68	Austin Troxell	OL	6-6	310	So.	Huntsville, AL
70	Michael Cone	OL	6-4	325	So.	Dallas, GA
71	Jack Driscoll	OL	6-5	296	Sr.	Madison, CT
72	Prince Sammons	OL	6-7	307	Jr.	Blanchester, OH
73	Gabe Brinson	DT	6-5	289	RFr.	Lorton, VA
75	Trent Kelley	OL	6-5	287	So.	Phenix City, AL
76	Prince Tega Wanogho	OL	6-7	305	Sr.	Delta State, Nigeria
77	Marquel Harrell	OL	6-3	309	Sr.	Atlanta, GA
79	Kamaar Bell	OL	6-2	320	Fr.	Moultrie, GA
80	Sal Cannella	WR	6-5	228	Sr.	Schaumburg, IL
82	Cameron Payne	WR	6-2	211	So.	Oak Ridge, NC
83	Malcolm Russell	WR	5-11	195	RFr.	Pelham, AL
84	Jackson McFadden	WR	6-1	185	RFr.	Nashville, TN
85	Tyler Fromm	TE	6-5	218	Fr.	Warner Robins, GA
86	Luke Deal	TE	6-6	251	Fr.	Greenwood, SC
87	Pace Ozmint	WR	6-1	196	Sr.	Glencoe, AL
89	Phelps Gambill	TE	6-5	276	Jr.	Nashville, TN
90	Arryn Siposs	P	6-3	212	Jr.	Melbourne, Australia
90	Charles Moore	DL	6-4	255	Fr.	Louisville, MS
91	Nick Coe	Buck	6-5	291	Jr.	Asheboro, NC
93	Devonte Booker	DE	5-11	221	RFr.	Orlando, FL
94	Tyrone Truesdell	DT	6-2	310	Jr.	Augusta, GA
95	Reece Mullins	DE	6-3	225	Fr.	Marietta, GA
96	Jaren Handy	DL	6-5	259	Fr.	Hattiesburg, MS
97	Gary Walker	DE	6-0	283	Sr.	Toccoa, GA
98	Trent Townsend	DL	6-4	269	Fr.	Kennesaw, GA
99	Spencer Nigh	FB	6-0	267	Sr.	Magnolia, TX

PRONUNCIATION GUIDE

NO.	NAME	PRONUNCIATION
79	KAMAAR Bell	kah-marr
80	Sal CANNELLA	can-NELL-lah
26	ANDERS Carlson	ON-durs
13	JAVARIS Davis	ja-VAR-is
14	Zach FARRAR	fah-rarr
28	Devin GUICE	gice (sounds like ice)
59	BRODARIOUS Hamm	bro-DARE-ree-us
77	Marquel HARRELL	hah-RELL
4	Noah IGBINGOHENE	IG-bin-NOG-ge-nee
6	JA'VARRIUS Johnson	jah-VARE-ree-us
58	KEIONDRE Jones	kee-ON-dray
56	TASHAWN Manning	TAY-shawn

NO.	NAME	PRONUNCIATION
17	MARQUIS McClain	mar-KEESE
35	ZAKOBY McClain	zak-COE-bee
8	COYNIS Miller	conn-is
32	MALIK Miller	muh-LEAK
44	DAQUAN Newkirk	dah-quan
10	Owen PAPPOE	POP-oh
22	Erik PIEDY	PIE-dee
16	JASHAWN Sheffield	JAY-shon
8	Shaun SHIVERS	SHY-vurs
90	ARRYN SIPOSS	air-ren SIPP-oss
76	Prince TEGA WANOGHO	TAY-ga wah-NO-go

OFFENSE

QB	10	BO NIX (6-2, 207, Fr.) 1 Joey Gatewood (6-5, 233, Rr.)
RB	28	JATARVIOUS WHITLOW (6-0, 210, So.) OR
	9	KAM MARTIN (5-10, 189, Sr.) OR
	32	MALIK MILLER (5-11, 235, Jr.) OR
	8	SHAUN SHIVERS (5-7, 179, So.) OR
	3	D.J. WILLIAMS (5-10, 216, Fr.) OR
	22	HAROLD JOINER (6-4, 215, RFr.)
TE/HB	99	SPENCER NIGH (6-0, 267, Sr.) OR
	42	JAY JAY WILSON (6-3, 249, Sr.) 47 John Samuel Shenker (6-3, 248, So.) OR 22 Harold Joiner (6-4, 215, RFr.)
WR	18	SETH WILLIAMS (6-3, 224, So.) OR
	5	ANTHONY SCHWARTZ (6-0, 179, So.)
WR	80	SAL CANNELLA (6-5, 228 Sr.) 11 Shedrick Jackson (6-0, 198, So.)
WR	12	ELI STOVE (6-0, 188, Jr.) 19 Matthew Hill (6-1, 190, RFr.)
WR	33	WILL HASTINGS (5-10, 174, Sr.) 14 Zach Farrar (6-4, 210, Jr.)
LT	76	PRINCE TEGA WANOGHO (6-7, 305, Sr.) 66 Bailey Sharp (6-5, 305, Sr.)
LG	77	MARQUEL HARRELL (6-3, 309, Sr.) 56 Tashawn Manning (6-3, 326, So.)
C	54	KALEB KIM (6-4, 300, Sr.) 52 Nick Brahms (6-3, 301, So.)
RG	64	MIKE HORTON (6-4, 325, Sr.) 50 Jalil Irvin (6-2, 299, RFr.)
RT	71	JACK DRISCOLL (6-5, 296, Sr.) 59 Brodarious Hamm (6-5, 312, So.)

DEFENSE

Buck	1	BIG KAT BRYANT (6-5, 247, Jr.) OR
	55	T.D.MOULTRY (6-2, 243, Jr.)
DT	5	DERRICK BROWN (6-5, 318, Sr.) 91 Nick Coe (6-5, 291, Jr.) 97 Gary Walker (6-0, 283, Sr.)
DT	94	TYRONE TRUESDELL (6-2, 310, Jr.) 91 Nick Coe (6-5, 291, Jr.) 8 Coynis Miller (6-2, 312, So.)
DE	3	MARLON DAVIDSON (6-3, 278, Sr.) 91 Nick Coe (6-5, 291, Jr.) 29 Derick Hall (6-3, 230, Fr.)
OLB	91	NICK COE (6-5, 291, Jr.) 31 Chandler Wooten (6-2, 228, Jr.)
LB	10	OWEN PAPPOE (6-1, 219, Fr.) OR
	35	ZAKOBY MCCLAIN (6-0, 210, So.)
LB	33	K.J. BRITT (6-0, 236, Jr.) OR
	31	CHANDLER WOOTEN (6-2, 228, Jr.)
CB	4	NOAH IGBINOGHENE (5-11, 200, Jr.) 23 Roger McCreary (6-0, 188, So.)
CB	13	JAVARIS DAVIS (5-10, 180, Sr.) 12 Devan Barrett (6-0, 195, Jr.) OR 18 Nehemiah Pritchett (6-1, 162, Fr.)
Star	6	CHRISTIAN TUTT (5-11, 190, So.) 13 Javaris Davis (5-1, 180, Sr.) OR 15 Jordyn Peters (6-1, 195, Jr.)
S	20	JEREMIAH DINSON (6-0, 191, Sr.) 21 Smoke Monday (6-2, 186, So.)
S	24	DANIEL THOMAS (5-11, 209, Sr.) 9 Jamien Sherwood (6-2, 204, So.)

SPECIAL TEAMS

PK	26	ANDERS CARLSON (6-5, 213, So.) 25 Sage Ledbetter (6-0, 176, Sr.)
P	90	ARRYN SIPOSS (6-3, 212, Jr.) 39 Patrick Markwalter (6-0, 206, Fr.)
H	25	SAGE LEDBETTER (6-0, 176, Sr.) 90 Arryn Siposs (6-3, 212, Jr.)
LS	60	BILL TAYLOR (6-3, 226, So.) 53 Clarke Smith (6-3, 231, Jr.)
PR	6	CHRISTIAN TUTT (5-11, 190, So.) OR
	13	JAVARIS DAVIS (5-10, 180, Sr.)
KR	4	NOAH IGBINOGHENE (5-11, 200, Jr.) --AND--
	8	SHAUN SHIVERS (5-7, 179, So.)

updated 8/27/19



LAST TIME VS. TULANE

Oct. 21, 2006

**THE LAST TIME VS. TULANE
AUBURN 38, TULANE 13**

>> Freshman Ben Tate ran for 156 yards to carry a hobbled running game and Brandon Cox passed for 212 yards and three touchdowns in the Tigers' 38-13 win over Tulane on Saturday. Tate shouldered most of the rushing load with starter Kenny Irons sitting out to rest a gimping ankle and backup Brad Lester aggravating a nagging groin injury early.

The Tigers (7-1) were hoping to avoid a let-down following a victory over then-No. 2 Florida last week, and succeeded mostly due to forcing three turnovers in a game featuring short-handed offenses that put up plenty of yards.

Lester started but played only sparingly, catching a 36-yard pass and rushing for a 2-yard touchdown on the opening drive but only getting two carries after that.

Tulane (2-5), playing without two injured starters at receiver, has now lost its last 31 games against ranked opponents dating back to 1982. Cox was 16-of-19 passing and was almost flawless in the first half, when he went 12-of-13 for 161 yards and two touchdowns. The only incompleteness was a dropped pass by a wide-open Tre Smith, who would have been in a foot race for a 73-yard TD on the play.

Tate ran 26 times and scored on a 1-yard touchdown run in the fourth quarter. He might have gone from a potential redshirt to No. 1 if the other backs can't go against Mississippi.

Auburn held out guard Tim Duckworth (knee) and fullback Carl Stewart (strained calf) and center Jason Bosley also went down with a knee injury.

The Green Wave had a chance to pull within a touchdown in the third quarter but receiver Preston Brown fumbled at the Auburn 5, ending a 92-yard drive. The Tigers then drove 87 yards and scored on Cox's 23-yard pass to Courtney Taylor for the receiver's first touchdown of the season, making it 31-10.

Auburn had another touchdown set up by a fumbled shotgun snap by Lester Ricard at the 10 in the first half and an interception by Zach Gilbert stopped another late threat.

Tulane's offense caused some havoc in gaining 389 yards, the most allowed by the nation's fifth-ranked scoring defense this season.

Ricard completed 20 of 39 passes for 283 yards and a touchdown. Preston Brown caught nine passes for 139 yards and Davis gained 126 yards on eight catches. Matt Forte rushed for 117 yards for his third consecutive 100-yard game.

Even short-handed, Auburn's offense was more effective. The Tigers' 432 yards was the most since their season opener against Washington State, when they had 484.

Auburn led 24-10 at halftime, thanks partly to a pair of improbable field-goal opportunities in the last 15 seconds. First, Tuberville opted to go for it on fourth-and-1 at his own 32, but Cox was stopped for no gain on a sneak. Auburn's defense held Tulane to a 21-yard field goal by Ross Thevenot with 15 seconds left. Then, Thevenot's squib kick went right to tight end Tommy Trott -- who earlier caught a 27-yard touchdown pass -- and he returned it to mid-field with 10 seconds to play.

Cox hit Lee Guess for a 22-yard pass to set up John Vaughn's 45-yard kick as time expired.

SERIES HISTORY >> TULANE

Series Tulane leads 17-14-6
 At Auburn Series tied, 1-1
 First Meeting 1902
 Most AU Points 38 (2006)
 Most TU Points 52 (1929)
 Current Streak Auburn, W1

Gus Malzahn vs. Tulane 0-0
 Willie Fritz vs. Auburn 0-0

Score By Quarters	1	2	3	4	Score
Tulane	7	3	3	0	-- 13
Auburn	7	17	7	7	-- 38

SCORING PLAYS

AU - Lester 2 yd run (Vaughn kick), 9:02, 1st
 TU - Davis 23 yd pass from Ricard (Thevenot kick), 6:05, 1st
 AU - Trott 27 yd pass from Cox (Vaughn kick), 14:51, 2nd
 AU - Smith 6 yd pass from Cox (Vaughn kick), 12:07, 2nd
 TU - Thevenot 21 yd field goal, 00:16, 2nd
 TU - Vaughn 45 yd field goal, 00:00, 2nd
 AU - Taylor 23 yd pass from Cox (Vaughn kick), 2:20, 3rd
 TU - Thevenot 31 yd field goal, 00:12, 3rd
 AU - Tate 1 yd run (Vaughn kick), 9:52, 4th

	TU	AU
First Downs	18	19
Rushes-Yds (Net)	27-106	41-220
Passing Yds (Net)	283	212
Passes Com-Att-Int	20-39-1	16-19-0
Total Offense Plays-Yds	66-389	60-432
Punts (Num-Avg)	4-152	2-110
Fumbles-Lost	3-2	1-1
Penalties-Yds	6-45	4-35
3rd Down Conversion	10 of 18	11 of 15
Time of Possession	29:41	30:19

RUSHING: (TU) - Forte 21-177; Anderson 1-2; Ricard 5-(-13). (AU) - Tate 26-156; Smith 5-44; Lester 6-23; Turman 1-1; Cox 2-(-1).

PASSING: (TU) - Ricard 20-39-1-283 (1TD). (AU) - Cox 16-19-0-212 (3TD)

RECEIVING: (TU) - Brown 9-139; Davis 8-126 (TD); Ratcliff 2-9; King 1-9. (AU) - Taylor 5-63 (TD); Rodriguez 2-27; T. Smith 2-22 (TD); McKenzie 2-11; R. Smith 2-4; Lester 1-36; Trott 1-27; Guess 1-22

COMPARING AUBURN AND TULANE

AUBURN TEAM STATISTICS	AU	OPP
Points/PPG	27.0	21.0
First Downs	22	17
Rushing/RPG	206.0	90.0
Passing/PPG	177.0	242.0
Total Off./PG	383.0	332.0
Time of Possession	27:32	32:28

TULANE TEAM STATISTICS	ORE	OPP
Points/PPG	42.0	14.0
First Downs	28	16
Rushing/RPG	350.0	59.0
Passing/PPG	195.0	208.0
Total Off./PG	545.0	267.0
Time of Possession	33:42	26:18

INDIVIDUAL LEADERS				
RUSHING	Att	Net	Avg.	TD
Whitlow	24	110	4.6	0
Nix	7	42	6.0	0

INDIVIDUAL LEADERS				
RUSHING	Att	Net	Avg.	TD
Bradwell	13	90	6.9	0
Dauphine	3	76	25.3	2

PASSING C-A-I Pct. Yds. TD				
Nix	13-31-2	41.9	177	2

PASSING C-A-I Pct. Yds. TD				
McMillan	14-18-0	77.7	199	2

RECEIVING Rec. Yds. Avg. TD				
Cannella	2	42	21.0	0
S. Williams	4	41	10.2	1
Hastings	1	38	38.0	0

RECEIVING Rec. Yds. Avg. TD				
Mooney	4	84	21.0	1
T. James	4	60	15.0	1
A. Jones	3	38	12.6	0

DEFENSE U-A-TT TFL Int PBU				
Dinson	8-5-13	2.0	0	0
Britt	2-5-7	1.5	0	0
Truesdell	2-4-6	1.0	0	0

DEFENSE U-A-TT TFL Int PBU				
Moody	3-4-7	0	0	2
D. Williams	2-3-5	0	0	0
Monroe	3-1-4	0	0	0

AUBURN - TULANE RESULTS

(14-17-6)

Season	Site	Score	W-L-T	AU Coach	Date
1902	New Orleans, La.	0-0	T	Kent/Harvey	10/25/1902
1910	Gulfport, Miss.	33-0	W	Mike Donahue	11/12/1910
1921	New Orleans, La.	14-0	W	Mike Donahue	11/5/1921
1922	Montgomery, Ala.	19-0	W	Mike Donahue	11/11/1922
1923	Montgomery, Ala.	6-6	T	Boozer Pitts	11/10/1923
1924	Montgomery, Ala.	6-14	L	Boozer Pitts	11/8/1924
1925	Montgomery, Ala.	0-13	L	Dave Morey	10/31/1925
1926	New Orleans, La.	2-0	W	Dave Morey	10/24/1926
1927	New Orleans, La.	6-6	T	Morey/Pitts	11/5/1927
1928	New Orleans, La.	12-13	L	George Bohler	11/10/1928
1929	New Orleans, La.	0-52	L	Bohler/Floyd	11/9/1929
1930	New Orleans, La.	0-21	L	Chet Wynne	11/8/1930
1931	Montgomery, Ala.	0-27	L	Chet Wynne	11/7/1931
1932	New Orleans, La.	19-7	W	Chet Wynne	10/22/1932
1933	New Orleans, La.	13-7	W	Chet Wynne	10/28/1933
1934	New Orleans, La.	0-13	L	Jack Meagher	10/6/1934
1935	New Orleans, La.	10-0	W	Jack Meagher	10/5/1935
1936	New Orleans, La.	0-0	T	Jack Meagher	10/3/1936
1937	New Orleans, La.	0-0	T	Jack Meagher	10/4/1937
1938	New Orleans, La.	0-0	T	Jack Meagher	10/1/1938
1939	New Orleans, La.	0-12	L	Jack Meagher	10/7/1939
1940	New Orleans, La.	20-14	W	Jack Meagher	10/5/1940
1941	New Orleans, La.	0-32	L	Jack Meagher	10/4/1941
1942	New Orleans, La.	27-13	W	Jack Meagher	10/3/1942
1944	New Orleans, La.	13-16	L	Carl Voyles	10/21/1944
1945	New Orleans, La.	20-14	W	Carl Voyles	10/20/1945
1946	New Orleans, La.	0-32	L	Carl Voyles	10/19/1946
1947	New Orleans, La.	0-40	L	Carl Voyles	10/25/1947
1948	New Orleans, La.	6-21	L	Earl Brown	10/23/1948
1949	New Orleans, La.	6-14	L	Earl Brown	10/22/1949
1950	Auburn, Ala.	0-28	L	Earl Brown	10/28/1950
1951	New Orleans, La.	21-0	W	Ralph "Shug" Jordan	10/27/1951
1952	Mobile, Ala.	6-21	L	Ralph "Shug" Jordan	10/25/1952
1953	Mobile, Ala.	34-7	W	Ralph "Shug" Jordan	10/24/1953
1954	Mobile, Ala.	27-0	W	Ralph "Shug" Jordan	10/30/1954
1955	New Orleans, La.	13-27	L	Ralph "Shug" Jordan	10/29/1955
2006	Auburn, Ala.	38-13	W	Tommy Tuberville	10/21/2006

GAME-BY-GAME STATISTICS

Last 20 Years

Date	Location	Result	Attend	Rank		AU Rushing				Passing			Tot Off		OPP				Rushing				Passing			Tot Off	
				AU	OPP	FD	No	Yds	TD	C	A-I	Yds	TD	No	Yds	FD	No	Yds	TD	C	A-I	Yds	TD	No	Yds		
10-21-06	Auburn, Ala.	W,38-13	79,837	8	NR	19	41	220	2	16	19-0	212	3	60	432	18	27	106	0	20	39-1	283	1	66	389		

CAREER STATS VS. TULANE

PASSING

Player	C-A-I	TD	Yds.	Yds/Gm
None				

RUSHING

Player	No.	Yds.	Avg/Carry	TD
None				

RECEIVING

Player	No.	Yds.	Avg/Catch	TD
None				

PUNT RETURNS

Player	No.	Yds.	Avg/Return	TD
None				

KICK RETURNS

Player	No.	Yds.	Avg/Return	TD
None				

DEFENSIVE

Player	UA	A	Total	Misc.
None				

PUNTING

Player	No.	Yds.	Avg/Punt	Long
None				

KICKING

Player	PAT	FGA-FGM	Long FG	Total Points
None				

OREGON (0-1, 0-0 PAC-12)

Aug 31	vs Auburn (Arlington/ABC)	L, 21-27
Sept 7	NEVADA (Pac12)	630 p
Sept 14	MONTANA (Pac12)	945 p
Sept 21	@Stanford	TBA
Oct 5	CALIFORNIA	TBA
Oct 11	COLORADO (FS1)	900 p
Oct 19	@Washington	TBA
Oct 26	WASH ST	TBA
Nov 2	@Southern Cal	TBA
Nov 16	ARIZONA	TBA
Nov 23	@Arizona St	TBA
Nov 30	OREGON ST	TBA

TULANE (1-0, 0-0 AAC)

Aug 29	FIU (ESPN3)	W, 42-14
Sept 7	@Auburn (ESPN2)	630 p
Sept 14	MISSOURI ST (ESPN3)	700 p
Sept 19	HOUSTON (ESPN)	700 p
Oct 5	@Army (CBSSN)	1100 a
Oct 12	UCONN	TBA
Oct 19	@Memphis	TBA
Oct 26	@Navy (CBSSN)	230 p
Nov 2	TULSA	TBA
Nov 16	@Temple	TBA
Nov 23	UCF	TBA
Nov 30	@SMU	TBA

KENT STATE (0-1, 0-0 MAC)

Aug 29	@Arizona St (Pac12)	L, 7-30
Sept 7	KENNESAW ST (ESPN3)	1100 a
Sept 14	@Auburn (ESPN2/U)	600 p
Sept 21	BOWLING GREEN (ESPN3)	230 p
Oct 5	@Wisconsin	TBA
Oct 12	@Akron	TBA
Oct 19	@Ohio	TBA
Oct 26	MIAMI	TBA
Nov 5	@Toledo (ESPN2)	600 p
Nov 14	BUFFALO (CBSSN)	600 p
Nov 23	BALL STATE	TBA
Nov 29	@Eastern Mich	TBA

TEXAS A&M (1-0, 0-0 SEC)

Aug 29	TEXAS ST (SECN)	W, 41-7
Sept 7	@Clemson (ABC)	230 p
Sept 14	LAMAR (ESPN2/U)	600 p
Sept 21	AUBURN	TBA
Sept 28	vs. Arkansas (Arlington)	TBA
Oct 12	ALABAMA	TBA
Oct 19	@Ole Miss	TBA
Oct 26	MISS ST	TBA
Nov 2	UTSA	TBA
Nov 16	SOUTH CAROLINA	TBA
Nov 23	@Georgia	TBA
Nov 30	@LSU	TBA

MISSISSIPPI STATE (1-0, 0-0 SEC)

Aug 31	vs La-Laf (New Orl/ESPN) W, 38-28
Sept 7	SOUTHERN MISS (ESPN) 230 p
Sept 14	KANSAS ST (ESPN/2) 1100 a
Sept 21	KENTUCKY TBA
Sept 28	@Auburn TBA
Oct 12	@Tennessee TBA
Oct 19	LSU TBA
Oct 26	@Texas A&M TBA
Nov 2	@Arkansas TBA
Nov 16	ALABAMA TBA
Nov 23	ABL CHRISTIAN TBA
Nov 28	OLE MISS (ESPN) 630 p

FLORIDA (1-0, 0-0 SEC)

Aug 24	vs Miami (Orlando/ESPN) W, 24-20
Sept 7	UT MARTIN (ESPN) 630 p
Sept 14	@Kentucky (ESPN) 600 p
Sept 21	TENNESSEE TBA
Sept 28	TOWSON TBA
Oct 5	AUBURN TBA
Oct 12	@LSU TBA
Oct 19	@South Carolina TBA
Nov 2	vs Georgia (Jacksonville/CBS) 230 p
Nov 9	VANDERBILT TBA
Nov 16	@Missouri TBA
Nov 30	FLORIDA ST TBA

ARKANSAS (1-0, 0-0 SEC)

Aug 31	PORTLAND ST (SECN) W, 20-13
Sept 7	@Ole Miss (SECN) 630 p
Sept 14	COLORADO ST (SECN) 300 p
Sept 21	SAN JOSE ST TBA
Sept 28	vs Texas A&M (Arlington) TBA
Oct 12	@Kentucky TBA
Oct 19	AUBURN TBA
Oct 26	@Alabama TBA
Nov 2	MISS ST TBA
Nov 9	WESTERN KY TBA
Nov 23	@LSU TBA
Nov 29	MISSOURI (CBS) 130 p

LSU (1-0, 0-0 SEC)

Aug 31	GA SOUTHERN (ESPNU) W, 55-3
Sept 7	@Texas (ABC) 630 p
Sept 14	NW ST (SECN) 630 p
Sept 21	@Vanderbilt TBA
Oct 5	UTAH ST TBA
Oct 12	FLORIDA TBA
Oct 19	@Miss St TBA
Oct 26	AUBURN TBA
Nov 9	@Alabama TBA
Nov 16	@Ole Miss TBA
Nov 23	ARKANSAS TBA
Nov 30	TEXAS A&M TBA

OLE MISS (0-1, 0-0 SEC)

Aug 31	@Memphis (ABC) L, 10-15
Sept 7	ARKANSAS (ESPNU) 230 p
Sept 14	SE LA (SECN) 300 p
Sept 21	CALIFORNIA TBA
Sept 28	@Alabama TBA
Oct 5	VANDERBILT TBA
Oct 12	@Missouri TBA
Oct 19	TEXAS A&M TBA
Nov 2	@Auburn TBA
Nov 9	NM ST TBA
Nov 16	LSU TBA
Nov 28	MISS ST (ESPN) 630 p

GEORGIA (1-0, 1-0 SEC)

Aug 31	@Vanderbilt (SECN) W, 30-6
Sept 7	MURRAY ST (ESPN2) 300 p
Sept 14	ARKANSAS ST (ESPN2/U) 1100 a
Sept 21	NOTRE DAME (CBS) 700 p
Oct 5	@Tennessee TBA
Oct 12	SOUTH CAROLINA TBA
Oct 19	KENTUCKY TBA
Nov 2	vs. Florida (Jacksonville/CBS) 230 p
Nov 9	MISSOURI TBA
Nov 16	@Auburn TBA
Nov 23	TEXAS A&M TBA
Nov 30	@Georgia Tech TBA

SAMFORD (0-1, 0-0 SEC)

Aug 24	vs Youngstown St (Montgomery/ESPN) L, 22-45
Aug 31	@Tennessee Tech (TBA) 600 p
Sept 14	@Wofford (ESPN3) 500 p
Sept 21	ALABAMA A&M (ESPN3) 600 p
Sept 28	CITADEL (ESPN3) 200 p
Oct 5	FURMAN (ESPN3) 200 p
Oct 12	@VMI (ESPN3) 1230 p
Oct 26	ETSU (ESPN3) 1200 p
Nov 2	@Mercer (TBA) 600 p
Nov 9	CHATTANOOGA (ESPN3) 200 p
Nov 16	@Western Caro (ESPN3) 100 p
Nov 23	@Auburn (TBA) TBA

ALABAMA (1-0, 0-0 SEC)

Aug 31	vs Duke (Atl/ABC) W, 42-3
Sept 7	NM ST (SECN) 300 p
Sept 14	@South Carolina (CBS) 230 p
Sept 21	SOUTHERN MISS TBA
Sept 28	OLE MISS TBA
Oct 12	@Texas A&M TBA
Oct 19	TENNESSEE TBA
Oct 26	ARKANSAS TBA
Nov 9	LSU TBA
Nov 16	@Miss St TBA
Nov 23	WESTERN CAROLINA TBA
Nov 30	@Auburn TBA



GUS MALZAHN » HEAD COACH

FAST FACTS

» Gus Malzahn has won or played for a conference title in seven of his 13 seasons as a collegiate coach.

» Malzahn had 35 victories in his first four seasons as Auburn head coach, the second-most in Auburn history behind only Terry Bowden.

» His 20-7 record was the second-best start in Auburn history, only behind Terry Bowden, who started 20-1-1 in 1993-94.

» Malzahn's teams have won their conference championships in three of the last eight seasons - with Auburn in 2010 and 2013 and Arkansas State in 2012.

» Now beginning his seventh season, Malzahn is fifth among Auburn football coaches all-time in total wins.

The leaders (and seasons coached): **176**, Ralph "Shug" Jordan (25); **99**, Pat Dye (12) and Mike Donahue (18); **85**, Tommy Tuberville (10); **54 Gus Malzahn (6); 48**, Jack Meagher (9); **47**, Terry Bowden (6); **33**, Gene Chizik (4); **29**, Doug Barfield (5); **22**, Chet Wynne (4).

» Two of the four most productive offenses in SEC history were Malzahn concoctions: Auburn 2013 (7,018) and Auburn 2010 (6,989).

» Since 2000, in the seven seasons Malzahn has been at Auburn, the Tigers have posted 22 50-point games; in the 10 seasons without Malzahn, Auburn recorded just seven 50-point games. The Tigers have recorded three 50-point games in a season three times since Malzahn took over as Auburn head coach (2013, 2016, 2018).

» Just the third coach in SEC history to win an SEC title in his first year at a school, joining Bernie Moore (LSU, 1935) and John Vaught (Ole Miss, 1947).

» Malzahn is 40-10 (.800) at home as a collegiate head coach (5-1 in 2012 at Arkansas State; 8-0 in 2013, 6-1 in 2014, 3-4 in 2015, 6-2 in 2016, 7-0 in 2017 and 5-2 in 2018 at Auburn). He started his Auburn tenure with 13 consecutive home victories.

» In eight seasons at Auburn as an assistant or head coach, Malzahn's teams have had at least one first-team all-SEC selection each year.

» Malzahn's Auburn teams scored at least 20 points in his first 23 games as head coach; his Auburn teams have scored 20 points or more in 66 of 81 games.

» Has produced 16 1,000-yard rushers in 12 years as a college head coach/offensive coordinator, and coached five 1,000-yard receivers and four 3,000-yard passers.

» 2013 national coach of the year awards: Eddie Robinson, Bobby Bowden, Bear Bryant, Home Depot, Associated Press, Liberty Mutual, Sporting News, SB Nation, USSA Amos Alonzo Stagg.

» In 14 seasons as a high school head coach in Arkansas, Malzahn led seven teams to the state championship game and won three titles. In July 2013, he was inducted into the Arkansas High School Sports Hall of Fame.

» Auburn has produced a rusher with 100 or more yards in 52 of 81 games under Malzahn.

ONE-SCORE GAMES

» Malzahn is 20-13 in one-score games as a college head coach (17-13 at Auburn).

1-0 in 2019: W, 27-21 vs. No. 11 Oregon

2-2 in 2018: W, 21-16 vs. No. 6 Washington; L, 22-21 vs. #12 LSU; L, 30-24 vs. Tennessee; W, 28-24 vs. #25 Texas A&M

0-3 in 2017: L, 14-6 at No. 3 Clemson; L, 27-23 at LSU; L, 34-27 vs. No. 10 UCF

2-1 in 2016: L, 19-13 vs. No. 2 Clemson; W, 18-13 vs. No. 18 LSU; W, 23-16 vs. Vanderbilt; L, 13-7 at Georgia

3-4 in 2015: W, 31-25 vs. Louisville; W, 27-20 (OT) vs. Jacksonville State; L, 17-9 vs. Mississippi State; W, 30-27 at Kentucky; L, 54-46 (4OT) at Arkansas; L 27-19 vs. Ole Miss; L 20-13 vs. Georgia

3-2 in 2014: W, 20-14 at No. 20 Kansas State; W, 42-35 vs. South Carolina; W, 35-31 at No. 7 Ole Miss; L, 38-41 vs. Texas A&M; L, 31-34 (OT) vs. No. 14 Wisconsin

6-1 in 2013: W, 31-24 vs. Washington State; W, 24-20 vs. Mississippi State; W, 30-22 vs. No. 24 Ole Miss; W, 45-41 at No. 7 Texas A&M; W, 43-38 vs. No. 25 Georgia; W, 34-28 vs. No. 1 Alabama; L, 31-34 vs. No. 1 Florida State

3-0 at Arkansas State (2012): W, 33-28 vs. Memphis; W, 36-29 vs. South Alabama; W, 41-34 at Troy

COACHING CAREER

Year	School	Position
2013-19	Auburn	Head Coach
2012	Arkansas State	Head Coach
2009-11	Auburn	Offensive Coordinator/QB
2007-08	Tulsa	Asst. HC/Co-Off. Coordinator
2006	Arkansas	Offensive Coordinator
2001-05	Springdale (Ark.)	Head Coach
1996-00	Shiloh Christian (Ark.)	Head Coach
1992-95	Hughes (Ark.)	Head Coach

CHAMPIONSHIPS

Year	School	Championship
2013	Auburn	SEC
2013	Auburn	SEC West
2012	Arkansas State	Sun Belt
2010	Auburn	BCS
2010	Auburn	SEC
2010	Auburn	SEC West
2008	Tulsa	CUSA West
2007	Tulsa	CUSA West
2006	Arkansas	SEC West

BOWLS COACHED IN

Year	School	Bowl
2018	Auburn	Music City
2018	Auburn	Chick-fil-A Peach
2017	Auburn	Sugar
2015	Auburn	Birmingham
2015	Auburn	Outback
2014	Auburn	BCS National Championship
2011	Auburn	Chick-fil-A
2011	Auburn	BCS National Championship
2010	Auburn	Outback
2009	Tulsa	GMAC
2008	Tulsa	GMAC
2007	Arkansas	Capital One

YEAR	SCHOOL	REC.	CONF.	NOTES
2012	Arkansas State	9-3	7-1	Sun Belt Champion
2013	Auburn	12-2	7-1	SEC Champs/BCS Champ. Game
2014	Auburn	8-5	4-4	Outback Bowl
2015	Auburn	7-6	2-6	Birmingham Bowl Champion
2016	Auburn	8-5	5-3	Sugar Bowl
2017	Auburn	10-4	7-1	SEC West Champion / Peach Bowl
2018	Auburn	8-5	3-5	Music City Bowl Champion
2019	Auburn	1-0	-	-
at Auburn	(7 years)	54-27 (.667)	28-20 (.583)	
TOTAL	(8 years)	63-30 (.677)	35-21 (.625)	

2012 **9-3, 7-1 SUN BELT**
ARKANSAS STATE

SUN BELT CHAMPIONS

9/1	at Oregon	Eugene, OR	NR/5	34-57	L	56,144
9/8	MEMPHIS	JONESBORO	NR/NR	33-28	W	28,041
9/15	at Nebraska	Lincoln, NE	NR/24	13-42	L	85,290
9/22	ALCORN STATE	JONESBORO	NR/NR	56-0	W	21,559
9/29	* W. KENTUCKY	JONESBORO	NR/NR	13-26	L	25,160
10/4	* at FIU	Miami, FL	NR/NR	34-20	W	13,612
10/13	* SOUTH ALABAMA	JONESBORO	NR/NR	36-29	W	22,143
10/23	* at La.-Lafayette	Lafayette, LA	NR/NR	50-27	W	19,873
11/3	* at North Texas	Denton, TX	NR/NR	37-19	W	17,534
11/8	* ULM	JONESBORO	NR/NR	45-23	W	30,243
11/17	* at Troy	Troy, AL	NR/NR	41-34	W	20,614
12/1	* MIDDLE TENN.	JONESBORO	NR/NR	45-0	W	31,243

Note: Arkansas State accepted a bid to the GoDaddy.com Bowl, but Malzahn did not coach in the game, having already been named Auburn head coach

2013 **12-2, 7-1 SEC**
AUBURN

2nd AP, 2nd USA Today

SEC CHAMPIONS
BCS NATIONAL CHAMPIONSHIP RUNNER-UP

8/31	WASHINGTON STATE	AUBURN	NR/NR	31-24	W	85,095
9/7	ARKANSAS STATE	AUBURN	NR/NR	38-9	W	83,246
9/14	* MISSISSIPPI STATE	AUBURN	NR/NR	24-20	W	85,817
9/21	* at LSU	Baton Rouge, LA	NR/6	21-35	L	92,638
10/5	* OLE MISS	AUBURN	NR/24	30-22	W	86,504
10/12	WESTERN CAROLINA(HC)	AUBURN	NR/NR	62-3	W	84,171
10/19	* at Texas A&M	College Station, TX	24/7	45-41	W	87,165
10/26	FLORIDA ATLANTIC	AUBURN	11/NR	45-10	W	85,517
11/2	* at Arkansas	Fayetteville, AR	8/NR	35-17	W	66,835
11/9	* at Tennessee	Knoxville, TN	7/NR	55-23	W	102,455
11/16	* GEORGIA	AUBURN	7/25	43-38	W	87,451
11/30	* ALABAMA	AUBURN	4/1	34-28	W	87,451
SEC CHAMPIONSHIP GAME						
12/7	vs. Missouri	Atlanta, GA	3/5	59-42	W	75,632
VIZIO BCS NATIONAL CHAMPIONSHIP GAME						
1/6	vs. Florida State	Pasadena, CA	2/1	31-34	L	92,542

2014 **8-5, 4-4 SEC**
AUBURN

22nd AP, 23rd USA Today

8/30	* ARKANSAS	AUBURN	5/NR	45-21	W	87,451
9/6	SAN JOSE' STATE	AUBURN	5/NR	59-13	W	87,451
9/18	at Kansas State	Manhattan, KS	5/20	20-14	W	53,046
9/27	LOUISIANA TECH	AUBURN	5/NR	45-17	W	87,451
10/4	* LSU	AUBURN	5/14	41-7	W	87,451
10/11	* at Mississippi State	Starkville, MS	2/3	23-38	L	62,945
10/25	* SOUTH CAROLINA	AUBURN	5/NR	42-35	W	87,451
11/1	* at Ole Miss	Oxford, MS	4/7	35-31	W	62,090
11/8	* TEXAS A&M	AUBURN	3/NR	38-41	L	87,451
11/15	* at Georgia	Athens, GA	9/16	7-34	L	92,746
11/22	SAMFORD	AUBURN	16/NR	31-7	W	87,451
11/29	* at Alabama	Tuscaloosa	15/2	44-55	L	101,821
OUTBACK BOWL						
1/1	vs. Wisconsin [OT]	Tampa, FL	19/17	31-34	L	92,542

2015 **7-6, 2-6 SEC**
AUBURN

9/5	vs. Louisville	Atlanta, GA	6/NR	31-24	W	73,927
9/12	JACKSONVILLE ST [OT]	AUBURN	6/NR	27-20	W	87,451
9/19	* at LSU	Baton Rouge, LA	18/13	21-45	L	102,321
9/26	* MISSISSIPPI STATE	AUBURN	NR/NR	9-17	L	87,451
10/3	SAN JOSE' STATE	AUBURN	NR/NR	35-21	W	87,451
10/15	* at Kentucky	Lexington, KY	NR/NR	30-27	W	63,407
10/24	* at Arkansas [4OT]	Fayetteville, AR	NR/NR	46-54	L	72,008
10/31	* OLE MISS	AUBURN	NR/19	19-27	L	87,451
11/7	* at Texas A&M	College Station, TX	NR/25	26-10	W	104,625
11/14	* GEORGIA	AUBURN	NR/NR	13-20	L	87,451
11/21	IDAHO	AUBURN	NR/NR	56-34	W	87,451
11/28	* ALABAMA	AUBURN	NR/2	13-29	L	87,451
BIRMINGHAM BOWL						
12/30	vs. Memphis	Birmingham, AL	NR/NR	31-10	W	59,430

2016 **8-5, 5-3 SEC**
AUBURN

24th AP, 22nd USA Today

9/3	CLEMSON	AUBURN	NR/2	13-19	L	87,451
9/10	ARKANSAS STATE	AUBURN	NR/NR	51-14	W	86,825
9/17	* TEXAS A&M	AUBURN	NR/17	16-29	L	87,175
9/24	* LSU	AUBURN	NR/18	18-13	W	87,451
10/1	ULM	AUBURN	NR/NR	58-7	W	84,243
10/8	* at Mississippi State	Starkville, MS	NR/NR	38-14	W	60,102
10/22	* ARKANSAS	AUBURN	21/17	56-3	W	87,451
10/29	* at Ole Miss	Oxford, MS	15/NR	40-29	W	65,927
11/5	* VANDERBILT	AUBURN	11/NR	23-16	W	87,451
11/12	* at Georgia	Athens, GA	9/NR	7-13	L	92,746
11/19	ALABAMA A&M	AUBURN	15/NR	55-0	W	87,451
11/26	* at Alabama	Tuscaloosa	13/1	12-30	L	101,821
ALLSTATE SUGAR BOWL						
1/2	vs. Oklahoma	New Orleans, LA	14/7	19-35	L	54,077

2017 **10-3, 7-1 SEC**
AUBURN

10th AP, 12th USA Today,

SEC WEST CHAMPIONS

9/2	GA. SOUTHERN	AUBURN	12/NR	41-7	W	87,451
9/9	at Clemson	Clemson, SC	13/3	6-14	L	81,799
9/16	MERCER	AUBURN	15/NR	24-10	W	87,033
9/23	* at Missouri	Columbia, MO	15/NR	51-14	W	54,574
9/30	* MISSISSIPPI STATE	AUBURN	13/24	49-10	W	86,901
10/7	* OLE MISS	AUBURN	12/NR	44-23	W	86,700
10/14	* at LSU	Baton Rouge, LA	10/NR	23-27	L	101,601
10/21	* at Arkansas	Fayetteville, AR	21/NR	52-20	W	71,961
11/4	* at Texas A&M	College Station, TX	16/NR	42-27	W	100,257
11/11	* GEORGIA	AUBURN	10/2	40-17	W	87,451
11/18	ULM	AUBURN	6/NR	42-14	W	82,133
11/25	* ALABAMA	AUBURN	6/1	26-14	W	87,451
12/2	vs. Georgia	Atlanta, GA	4/6	7-28	L	76,534
CHICK-FIL-A PEACH BOWL						
1/1	vs. UCF	Atlanta, GA	7/10	27-34	L	71,109

2018 **8-5, 3-5 SEC**
AUBURN

9/1	vs. Washington	Atlanta, GA	9/6	21-16	W	70,103
9/8	ALABAMA ST.	AUBURN	7/NR	63-9	W	84,806
9/12	* LSU	AUBURN	7/12	21-22	L	86,787
9/22	* ARKANSAS	AUBURN	9/NR	34-3	W	84,188
9/29	SOUTHERN MISS	AUBURN	10/NR	24-13	W	83,792
10/6	* at Mississippi State	Starkville, MS	8/NR	9-23	L	60,635
10/13	* TENNESSEE	AUBURN	21/NR	24-30	L	84,589
10/20	* at Ole Miss	Oxford, MS	NR/NR	31-16	W	56,885
11/3	* TEXAS A&M	AUBURN	NR/25	28-24	W	85,945
11/10	* at Georgia	Athens, GA	NR/5	10-27	L	92,746
11/17	LIBERTY	AUBURN	NR/NR	53-0	W	81,129
11/24	* at Alabama	Tuscaloosa, AL	NR/1	21-52	L	101,821
MUSIC CITY BOWL						
12/28	vs. Purdue	Nashville, TN	NR/NR	63-14	W	59,024

2019 **1-0, 0-0 SEC**
AUBURN

8/31	vs. Oregon	Arlington, Texas	16/11	27-21	W	60,662
------	------------	------------------	-------	-------	---	--------

Note: Middle column denotes Auburn/Opponent AP ranking at time of game ... attendance listed in far right column

MALZAHN VS. ALL OPPONENTS

Alabama.....	2-4
Alabama A&M.....	1-0
Alabama State.....	1-0
Alcorn State.....	1-0
Arkansas.....	5-1
Arkansas State.....	2-0
Clemson.....	0-2
Florida Atlantic.....	1-0
Florida International.....	1-0
Florida State.....	0-1
Georgia.....	2-5
Georgia Southern.....	1-0
Idaho.....	1-0
Jacksonville State.....	1-0
Kansas State.....	1-0
Kentucky.....	1-0
Liberty.....	1-0
LSU.....	2-4
Louisiana-Lafayette.....	1-0
ULM.....	3-0
Louisiana Tech.....	1-0
Louisville.....	1-0
Memphis.....	2-0
Mercer.....	1-0
Middle Tennessee State.....	1-0
Ole Miss.....	5-1
Mississippi State.....	3-3
Missouri.....	2-0
Nebraska.....	0-1
North Texas.....	1-0
Oklahoma.....	0-1
Oregon.....	1-1
Purdue.....	1-0
Samford.....	1-0
San Jose' State.....	2-0
South Alabama.....	1-0
South Carolina.....	1-0
Southern Miss.....	1-0
Tennessee.....	1-1
Texas A&M.....	4-2
Troy.....	1-0
UCF.....	0-1
Vanderbilt.....	1-0
Washington.....	1-0
Washington State.....	1-0
Western Carolina.....	1-0
Western Kentucky.....	0-1
Wisconsin.....	0-1
TOTALS.....	63-30

MISC. UNDER MALZAHN

Longest Scoring Drive

BY PLAYS: 16 - vs. Liberty, 11-17-18; at Arkansas, 10-24-15; vs. #25 Georgia, 11-16-13

BY TIME: 8:35 - at Miss. St., 10-8-16

BY YARDS: 99 - vs. Miss. St., 9-30-17; at #3 Miss. St., 10-11-14

Most Plays: 90 at #2 Alabama, 11-29-14

Most Plays Against: 91 by #19 Ole Miss, 10-31-15

TEAM SUPERLATIVES UNDER MALZAHN

Most Points

1.	63 vs. Purdue [MUSIC CITY]	12-28-18
	63 vs. Alabama State	9-8-18
3.	62 vs. Western Carolina	10-12-13
4.	59 vs. #5 Missouri [SECCG]	12-7-13
	59 vs. San Jose State	9-6-14

Fewest Points Allowed

1.	0 vs. Liberty	11-17-18
	0 vs. Alabama A&M	11-19-16
3.	3 vs. #17 Arkansas	10-22-16
	3 vs. Arkansas	9-22-18
	3 vs. Western Carolina	10-12-13
6.	7 vs. #14 LSU	10-4-14
	7 vs. Samford	11-22-14
	7 vs. ULM	10-1-16
	7 vs. Georgia Southern	9-2-17

Most First Downs

1.	36 vs. ULM	10-1-16
2.	32 vs. Arkansas State	9-10-16
3.	31 vs. Texas A&M	11-8-14
4.	30 vs. Western Carolina	10-12-13
	30 vs. #5 Missouri [SECCG]	12-7-13

Fewest First Downs Allowed

1.	6 vs. Western Carolina	10-12-13
2.	7 vs. Liberty	11-17-18
3.	8 vs. Georgia Southern	9-2-17
4.	9 vs. Alabama A&M	11-19-16
5.	10 vs. Alabama State	9-8-18
	10 vs. Florida Atlantic	10-26-13
[SEC]	13 vs. Arkansas	9-22-18
	13 vs. #14 LSU	10-4-14

Most Rushing Attempts

1.	74 vs. #5 Missouri [SECCG]	12-7-13
2.	66 vs. ULM	10-1-16
3.	62 vs. Arkansas State	9-10-16
4.	61 vs. Liberty	11-17-18
5.	60 vs. #7 Texas A&M	10-19-13

Fewest Rushing Attempts, Opponent

1.	21 vs. Southern Miss	9-29-18
	21 vs. Mississippi State	9-26-15
3.	23 vs. Washington State	8-31-13
4.	24 vs. Alabama A&M	11-19-16
5.	25 vs. Florida Atlantic	10-26-13
	25 vs. #25 Georgia	11-16-13

Most Rushing Yards

1.	545 vs. #5 Missouri [SECCG]	12-7-13
2.	543 vs. #17 Arkansas	10-22-16
3.	511 vs. Western Carolina	10-12-13
4.	462 vs. Arkansas State	9-10-16
5.	451 vs. Alabama A&M	11-19-16

Fewest Rushing Yards Allowed

1.	25 vs. #17 Arkansas	10-22-16
2.	27 vs. Alabama A&M	11-19-16
3.	40 at #20 Kansas State	9-18-14
4.	45 vs. Southern Miss	9-29-18
5.	46 vs. #2 Georgia	11-11-17

Most Passes Attempted

1.	46 vs. Tennessee	10-13-18
2.	43 at #2 Alabama	11-29-14
	43 vs. #10 UCF [PEACH]	1-1-18
4.	38 at Mississippi St.	10-6-18
5.	37 at #5 Georgia	11-10-18
	37 vs. Mercer	9-16-17

Most Passes Completed

1.	32 vs. Mercer	9-16-17
2.	28 vs. Tennessee	10-13-18
	28 vs. #10 UCF [PEACH]	1-1-18
4.	27 at #2 Alabama	11-29-14
5.	26 vs. #6 Washington	9-1-18

Fewest Passes Attempted, Opponent

1.	9 vs. Georgia Southern	9-2-17
2.	17 at Mississippi St.	10-6-18
	17 vs. Western Carolina	10-12-13
	17 at #13 LSU	9-19-15
	17 vs. Georgia	11-14-15

Fewest Passes Completed, Opponent

1.	4 vs. Georgia Southern	9-2-17
2.	6 vs. Western Carolina	10-12-13
3.	8 vs. #14 LSU	10-4-14
4.	9 at Mississippi St.	10-6-18
5.	9 vs. Liberty	11-17-18

Most Passing Yards

1.	456 at #2 Alabama	11-29-14
2.	378 vs. Purdue [MUSIC CITY]	12-28-18
2.	364 vs. Mercer	9-16-17
3.	339 vs. Mississippi State	9-14-13
4.	331 vs. #10 UCF [PEACH]	1-1-18
5.	322 vs. Tennessee	10-13-18

Fewest Passing Yards Allowed

1.	8 vs. Georgia Southern	9-2-17
2.	69 at Mississippi St.	10-6-18
3.	74 at #13 LSU	9-19-15
4.	79 vs. Liberty	11-17-18
5.	97 vs. Georgia	11-14-15

Most Total Offense

1.	712 vs. Western Carolina	10-12-13
2.	706 vs. Arkansas State	9-10-16
3.	688 vs. ULM	10-1-16
4.	677 vs. #5 Missouri [SECCG]	12-7-13
5.	632 vs. #17 Arkansas	10-22-16

Fewest Total Yards Allowed

1.	78 vs. Georgia Southern	9-2-17
2.	130 vs. Alabama A&M	11-19-16
3.	134 vs. Liberty	11-17-18
4.	173 vs. Western Carolina	10-12-13
5.	205 vs. Memphis [BHAM]	12-30-15
	205 vs. Alabama State	9-8-18
[SEC]	215 vs. #17 Arkansas	10-22-16

Punting Average (Min. of 4)

1.	50.0 at #13 LSU	9-19-15
2.	49.2 vs. Oklahoma [SUGAR]	1-2-17
3.	48.2 vs. #25 Texas A&M	11-3-18
4.	48.0 vs. Mississippi State	9-14-13
5.	47.4 at Texas A&M	11-4-17

Most Time of Possession

1.	39:13 vs. Liberty	11-17-18
2.	36:10 vs. Mississippi State	9-26-15
3.	36:02 vs. #1 Alabama	11-25-17
4.	35:44 at Texas A&M	11-4-17
5.	35:42 vs. Arkansas State	9-10-16

MALZAHN ERA RECORDS

2019All-Time	
Jordan-Hare Stadium.....	0-0.....35-9
Away.....	0-0.....13-13
Neutral.....	1-0.....6-5
SEC (reg. season only).....	0-0.....28-20
West.....	0-0.....21-15
East.....	0-0.....7-5
Non-Conference.....	1-0.....26-7
Overtime Games.....	0-0.....1-2
Day Games.....	0-0.....28-16
Night Games.....	1-0.....26-11
August.....	1-0.....3-0
September.....	0-0.....17-7
October.....	0-0.....15-6
November.....	0-0.....16-9
December/January.....	0-0.....3-5
AU scores first.....	0-0.....41-13
Opponent scores first.....	1-0.....13-14
Leading at half.....	0-0.....43-8
Trailing at half.....	1-0.....8-18
Tied at half.....	0-0.....3-1
Leading after 3rd.....	0-0.....46-4
Trailing after 3rd.....	1-0.....6-21
Tied after 3rd.....	0-0.....2-2
Scoring less than 20 pts.....	0-0.....1-14
Scoring 20+ pts.....	1-0.....53-13
Scoring 30+ pts.....	0-0.....42-5
Allowing less than 20 pts.....	0-0.....33-4
Allowing 20+ pts.....	1-0.....21-23
Allowing 30+ pts.....	0-0.....6-14
Rushing for <100 yds.....	0-0.....3-6
Rushing for 100+ yds.....	1-0.....51-21
Rushing for 200+ yds.....	1-0.....42-8
Passing for 200+ yds.....	0-0.....31-11
Passing for 300+ yds.....	0-0.....3-4
Totaling less than 300 yds.....	0-0.....2-11
300+ yds of total offense.....	1-0.....52-16
400+ yds of total offense.....	0-0.....40-10
500+ yds of total offense.....	0-0.....23-2
Allowing <100 yds rushing.....	1-0.....16-3
Allowing <300 yds total offense.....	0-0.....18-2
Allowing 300+ yds total offense.....	1-0.....36-25
Have a 100-yd rusher.....	1-0.....41-11
Opp. have a 100-yd rusher.....	0-0.....11-14
AU out-rushes opp.....	1-0.....48-10
AU is out-rushed.....	0-0.....6-17
AU out-passes opp.....	0-0.....26-7
AU is out-passed.....	1-0.....28-20
vs. AP Top 5.....	0-0.....4-9
vs. AP Top 10.....	0-0.....7-13
vs. AP Top 25.....	1-0.....17-19

INDIVIDUAL SUPERLATIVES UNDER MALZAHN

Rushing Attempts			
1.	46	Tre Mason vs. #5 Missouri [SEC]	12-7-13
2.	39	Kamryn Pettway at Miss. St.	10-8-16
3.	37	Peyton Barber at Arkansas	10-24-15
4.	34	Kamryn Pettway vs. Mercer	9-16-17
5.	34	Tre Mason vs. #1 Florida St. [BCS]	1-6-14
Net Rushing Yards			
1.	304	Tre Mason vs. #5 Missouri [SEC]	12-7-13
2.	236	Kamryn Pettway at Ole Miss	10-29-16
3.	221	C. Artis-Payne vs. Texas A&M	11-8-14
4.	214	Nick Marshall at Tennessee	11-9-13
5.	204	Kerryon Johnson vs. Ole Miss	10-7-17
Rushing TDs			
1.	5	Kerryon Johnson at Missouri	9-23-17
	5	Peyton Barber vs. San Jose St.	10-3-15
3.	4	Peyton Barber at Arkansas	10-24-15
	4	Tre Mason vs. #5 Missouri	12-7-13
	4	Tre Mason at Arkansas	11-2-13
Pass Attempts			
1.	45	Jarrett Stidham vs. Tennessee	10-13-18
2.	43	Jarrett Stidham vs. #10 UCF [Peach]	1-1-18
	43	Nick Marshall at #2 Alabama	11-29-14
4.	38	Jarrett Stidham at Mississippi St.	10-6-18
5.	37	Jarrett Stidham vs. Mercer	9-16-17
Pass Completions			
1.	32	Jarrett Stidham vs. Mercer	9-16-17
2.	28	Jarrett Stidham vs. Tennessee	10-13-18
	28	Jarrett Stidham vs. #10 UCF [Peach]	1-1-18
4.	27	Nick Marshall at #2 Alabama	11-29-14
5.	26	Jarrett Stidham vs. #6 Wash.	9-1-18
Net Passing Yards			
1.	456	Nick Marshall at #2 Alabama	11-29-14
2.	373	Jarrett Stidham v Purdue [MusicCity]	12-28-18
3.	364	Jarrett Stidham vs. Mercer	9-16-17
4.	339	Nick Marshall vs. Mississippi St.	9-14-13
5.	331	Jarrett Stidham vs. #10 UCF [Peach]	1-1-18
Passing TDs			
1.	5	Jarrett Stidham v Purdue [MusicCity]	12-28-18
2.	4	Jeremy Johnson vs. W. Caro.	10-12-13
3.	3	Jarrett Stidham vs. #2 Georgia	11-11-17
	3	Jarrett Stidham at Texas A&M	11-4-17
	3	Sean White vs. Arkansas St.	9-10-16
	3	Nick Marshall at #2 Alabama	11-29-14
	3	Nick Marshall vs. La. Tech	9-27-14
Receptions			
1.	13	Ryan Davis at #5 Georgia	11-10-18
2.	11	Ryan Davis vs. #1 Alabama	11-25-17
3.	10	Ricardo Louis vs. Jacksonville St.	9-12-15
4.	9	Ryan Davis vs. Mercer	9-16-17
	9	D'haquille Williams vs. Arkansas	8-30-14
Receiving Yards			
1.	206	Sammie Coates at #2 Alabama	11-29-14
2.	160	Darius Slayton v Purdue [MusicCity]	12-28-18
3.	154	Ricardo Louis at Kentucky	10-15-15
4.	154	D'haquille Williams vs. Arkansas	8-30-14
5.	146	Darius Slayton at Arkansas	10-21-17
Receiving TDs			
1.	3	Darius Slayton v Purdue [MusicCity]	12-28-18
2.	2	Seth Williams vs. #25 Texas A&M	11-3-18
	2	Tony Stevens vs. Arkansas St.	9-10-16
	2	Sammie Coates at #2 Alabama	11-29-14
	2	D'haquille Williams at #3 Miss. St.	10-11-14
	2	Quan Bray vs. La. Tech	9-27-14
	2	Sammie Coates vs. FAU	10-26-13
Punts			
1.	8	Arryn Siposs vs. #25 Texas A&M	11-3-18
	8	Arryn Siposs vs. Southern Miss	9-29-18
	8	Ian Shannon at #3 Clemson	9-9-17
	8	Kevin Phillips at Georgia	11-12-16
5.	7	Arryn Siposs at #1 Alabama	11-24-18
	7	Kevin Phillips vs. #17 Texas A&M	9-17-16

Punts Inside The 20			
1.	5	Steven Clark vs. #1 Florida St. [BCS]	1-6-14
2.	4	Kevin Phillips at Georgia	11-12-16
3.	3	done 8 times	
Punt Returns			
1.	6	Marcus Davis vs. Memphis [B'Ham]	12-30-15
2.	5	Quan Bray at #6 LSU	9-21-13
	5	Christian Tutt vs. #11 Oregon	8-31-19
4.	4	Stephen Roberts vs. Mercer	9-16-17
	4	Chris Davis vs. Florida Atlantic	10-26-16
Punt Return Yards			
1.	127	Chris Davis at Tennessee	11-9-13
2.	98	Quan Bray vs. La. Tech	9-27-14
3.	94	Marcus Davis vs. Memphis	12-30-15
4.	84	Ryan Davis vs. Arkansas	9-22-18
5.	71	Chris Davis vs. Florida Atlantic	10-26-13
Kickoff Returns			
1.	6	Noah Igbinoghene vs. #10 UCF [Peach]	1-1-18
2.	4	Kerryon Johnson at Kentucky	10-15-15
3.	3	done 14 times	
Kickoff Return Yards			
1.	174	Noah Igbinoghene vs. #10 UCF [Peach]	1-1-18
2.	141	Tre Mason vs. Washington St.	8-31-13
3.	111	Kerryon Johnson at Kentucky	10-15-15
4.	98	Kerryon Johnson at #13 LSU	9-19-15
5.	96	Noah Igbinoghene vs. Arkansas	9-22-18
	96	Kerryon Johnson vs. Vanderbilt	11-5-16
FG Attempts			
1.	6	Daniel Carlson vs. #18 LSU	9-24-16
2.	5	Anders Carlson vs. #6 Wash.	9-1-18
	5	Daniel Carlson at #1 Alabama	11-26-16
	5	Daniel Carlson at #2 Alabama	11-29-14
5.	4	done 12 times	
FG Made			
1.	6	Daniel Carlson vs. #18 LSU	9-24-16
2.	5	Daniel Carlson at #2 Alabama	11-29-14
3.	4	Daniel Carlson vs. #2 Georgia	11-11-17
	4	Daniel Carlson at #1 Alabama	11-26-16
	4	Daniel Carlson at Ole Miss	10-29-16
	4	Daniel Carlson at #25 Texas AM	11-7-15
	4	Daniel Carlson vs. #19 Ole Miss	10-31-15
Tackles			
1.	15	Jeremiah Dinson at Mississippi St	10-6-18
2.	14	Johnathan Ford vs. #19 Ole Miss	10-31-15
	14	Johnathan Ford at Kentucky	10-15-15
	14	Johnathan Ford vs. San Jose St.	10-3-15
	14	Kris Frost vs. South Carolina	10-25-14
Tackles For Loss			
1.	4.0	Dashaun Davis vs. #12 LSU	9-15-18
	4.0	Dashaun Davis at #1 Alabama	11-26-16
3.	3.5	Dontavious Russell vs. ULM	11-18-17
	3.5	Carl Lawson vs. #24 Ole Miss	10-5-13
5.	3.0	Nick Coe at Ole Miss	10-20-18
	3.0	Javaris Davis at #1 Alabama	11-26-16
	3.0	Cassanova McKinzy vs. J'ville St.	9-12-15
	3.0	Mon. Adams vs. San Jose St.	9-6-14
	3.0	Gabe Wright vs. #24 Ole Miss	10-5-13
Interceptions			
1.	2	Daniel Thomas vs. Alabama St.	9-8-18
	2	Daniel Thomas at #1 Alabama	11-26-16
	2	J. Whitehead vs. #17 Wisconsin [Outback]	1-1-15
	2	Jonathan Jones vs. S. Carolina	10-25-14
	2	Jonathan Jones at #3 Miss. St.	10-11-14
	2	Robenahon Therezie vs. Wash. St.	8-31-13
Interception Yards			
1.	78	R. Therezie vs. #24 Ole Miss	10-5-13
2.	57	Javaris Davis vs. Arkansas	9-22-18
3.	48	Johnathan Ford vs. Idaho	11-21-15
4.	47	Joshua Holsey at Ole Miss	10-29-16
5.	45	Nick Ruffin vs. ULM	11-18-17



Pat Dye Field at Jordan-Hare Stadium, the nation's 12th-largest on-campus stadium with a capacity of 87,451, is in its 81st year as home to the Auburn Tigers.

On football Saturdays in Auburn, Jordan-Hare Stadium becomes Alabama's sixth-largest city. More than 75,000 season tickets have been sold to Auburn home games in each of the last 24 years.

The stadium is named for Ralph "Shug" Jordan, Auburn's all-time winningest football coach, and Clifford Leroy Hare, a member of Auburn's first football team, president of the old Southern Conference and long-time chairman of Auburn's Faculty Athletic Committee.

Legendary coach Pat Dye has also had his name forever attached to Jordan-Hare Stadium, as the turf officially became known as Pat Dye Field at Jordan-Hare Stadium prior to the 2005 Iron Bowl. Dye, who served as coach and athletics director at Auburn (1981-92) and was inducted into the College Football Hall of Fame (2005), led Auburn to a 99-39-4 record and four SEC titles in his 12 seasons on the Plains.

What is now Jordan-Hare Stadium was dedicated November 30, 1939, at the Auburn-Florida game. Babe McGehee, who passed away in 2005, scored the first touchdown in what was then called "Auburn Stadium," by catching a pass from Dick McGowen. McGowen, who later coached at Auburn under Jordan, kicked the extra point and Auburn tied Florida, 7-7.

That first stadium held 7,500 seats and consisted of what is now the bottom part of the lower west stands. When the stadium was renamed "Cliff Hare Stadium" in 1949, 14,000 seats—the present lower east stands—had been added, raising capacity to 21,500.

Jordan became head coach in 1951 and the stadium underwent three major expansions in 15 years. More than 40,000 seats, virtually half of the stadium's present capacity, were added while Jordan was the coach.

Cliff Hare Stadium became Jordan-Hare Stadium in 1973. It was the first stadium in the country to be named for an active coach.

Overall, Auburn has played 414 games in Jordan-Hare Stadium, winning 324, losing 83 and tying seven for a winning percentage of .791 against some of the best teams in college football.

JHS QUICK FACTS

ATTENDANCE AVERAGE

1993.....	81,062
1994.....	81,287
1995.....	81,181
1996.....	82,468
1997.....	83,545
1998.....	81,105
1999.....	80,905
2000.....	82,435
2001.....	85,448
2002.....	82,943
2003.....	85,203
2004.....	83,085
2005.....	84,161
2006.....	85,063
2007.....	84,689
2008.....	86,915
2009.....	84,614
2010.....	86,087
2011.....	85,792
2012.....	82,646
2013.....	85,656
2014.....	87,451
2015.....	87,451
2016.....	86,937
2017.....	86,446
2018.....	84,462

ALL-TIME WINNING PERCENTAGE BY STADIUM

Year	Record	Winning Pct.
1. Alabama: Bryant-Denny Stadium (1929)	266-53-3	.831
2. Boise State: Albertsons Stadium (1970)	265-55	.8281
3. Georgia Southern: Paulson Stadium (1984)	192-40	.8276
4. Marshall: Joan C. Edwards Stadium (1991)	159-34	.824
5. Houston: TDECU Stadium (2014)	27-6	.818
6. Oklahoma: Oklahoma Memorial (1923)	397-86-15	.812
7. Penn State: Beaver Stadium (1960)	290-74	.797
8. Auburn: Jordan-Hare Stadium (1939)	324-83-7	.791
9. Ohio State: Ohio Stadium (1922)	443-112-20	.788
10. Tennessee: Neyland Stadium (1921)	467-131-17	.773

LARGEST ON-CAMPUS STADIUMS

1. Michigan Stadium (Michigan).....	107,601
2. Beaver Stadium (Penn State).....	106,572
3. Ohio Stadium (Ohio State).....	104,944
4. Kyle Field (Texas A&M).....	102,733
5. Neyland Stadium (Tennessee).....	102,455
6. Tiger Stadium (LSU).....	102,321
7. Bryant-Denny Stadium (Alabama).....	101,821
8. Darrell K. Royal-Texas Memorial Stadium (Texas).....	100,119
9. Sanford Stadium (Georgia).....	92,746
10. Ben Hill Griffin Stadium (Florida).....	88,548
11. Jordan-Hare Stadium (Auburn).....	87,451
12. Oklahoma Memorial Stadium (Oklahoma).....	86,112
13. Nebraska Memorial Stadium (Nebraska).....	85,458
14. Clemson Memorial Stadium (Clemson).....	81,500
15. Notre Dame Stadium (Notre Dam).....	80,795

2019 STATISTICS

RECORD	OVERALL	HOME	AWAY	NEUTRAL
ALL GAMES	1-0	0-0	0-0	1-0
CONFERENCE	0-0	0-0	0-0	0-0
NON-CONFERENCE	1-0	0-0	0-0	1-0

DATE	OPPONENT	W/L	SCORE	ATTEND
8/31/2019	vs. #11 Oregon	W	27-21	60,662

TEAM STATISTICS	AU	OPP
SCORING	27	21
Points Per Game	27.0	21.0
Points Off Turnovers	3	0
FIRST DOWNS	22	17
Rushing	13	6
Passing	7	10
Penalty	2	1
RUSHING YARDAGE	206	90
Yards gained rushing	225	126
Yards lost rushing	19	36
Rushing Attempts	43	33
Average Per Rush	4.8	2.7
Average Per Game	206.0	90.0
TDs Rushing	1	2
PASSING YARDAGE	177	242
Comp-Att-Int	13-32-2	28-37-0
Average Per Pass	5.5	6.5
Average Per Catch	13.6	8.6
Average Per Game	177.0	242.0
TDs Passing	2	1
TOTAL OFFENSE	383	332
Total Plays	75	70
Average Per Play	5.1	4.7
Average Per Game	383.0	332.0
KICK RETURNS: #-Yards	1-20	2-57
PUNT RETURNS: #-Yards	5-64	3-131
INT RETURNS: #-Yards	0-0	2-4
KICK RETURN AVERAGE	20.0	28.5
PUNT RETURN AVERAGE	12.8	43.7
INT RETURN AVERAGE	0.0	2.0
FUMBLES-LOST	1-0	1-1
PENALTIES-Yards	7-60	7-58
Average Per Game	60.0	58.0
PUNTS-Yards	6-270	7-342
Average Per Punt	45.0	48.9
Net punt average	23.2	36.9
KICKOFFS-Yards	6-372	4-260
Average Per Kick	62.0	65.0
Net kick average	35.8	41.2
TIME OF POSSESSION/Game	27:32	32:28
3RD-DOWN Conversions	7/17	4/14
3rd-Down Pct	41%	29%
4TH-DOWN Conversions	1/1	1/2
4th-Down Pct	100%	50%
SACKS BY-Yards	3-22	1-8
MISC YARDS	0	0
TOUCHDOWNS SCORED	3	3
FIELD GOALS-ATTEMPTS	2-3	0-1
ON-SIDE KICKS	0-0	0-0
RED-ZONE SCORES	(3-5) 60%	(3-5) 60%
RED-ZONE TOUCHDOWNS	(2-5) 40%	(3-5) 60%
PAT-ATTEMPTS	(3-3) 100%	(3-3) 100%
ATTENDANCE	0	0
Games/Avg Per Game	0/0	0/0
Neutral Site Games		1/60662

SCORE BY QUARTERS	1st	2nd	3rd	4th	Total
Auburn	3	3	7	14	27
Opponents	14	0	7	0	21

RUSHING	GP	Att	Gain	Loss	Net	Avg	TD	Long	Avg/G
JaTarious Whitlow	1	24	116	6	110	4.6	0	31	110.0
Bo Nix	1	7	50	8	42	6.0	0	19	42.0
Eli Stove	1	1	36	0	36	36.0	0	36	36.0
Kam Martin	1	4	11	0	11	2.8	0	7	11.0
Matthew Hill	1	1	7	0	7	7.0	0	7	7.0
Shaun Shivers	1	4	4	2	2	0.5	0	3	2.0
Joey Gatewood	1	1	1	0	1	1.0	1	1	1.0
TEAM	1	1	0	3	-3	-3.0	0	0	-3.0
Total	1	43	225	19	206	4.8	1	36	206.0
Opponents	1	33	126	36	90	2.7	2	37	90.0

PASSING	G	Effic	Cmp-Att-Int	Pct	Yds	TD	Lng	Avg/G
Bo Nix	1	98.28	13-31-2	41.9	177	2	38	177.0
TEAM	1	0.00	0-1-0	0.0	0	0	0	0.0
Total	1	95.21	13-32-2	40.6	177	2	38	177.0
Opponents	1	139.54	28-37-0	75.7	242	1	47	242.0

RECEIVING	G	No.	Yds	Avg	TD	Long	Avg/G
Seth Williams	1	4	41	10.2	1	26	41.0
Eli Stove	1	3	18	6.0	1	11	18.0
Sal Cannella	1	2	42	21.0	0	21	42.0
Will Hastings	1	1	38	38.0	0	38	38.0
Harold Joiner	1	1	28	28.0	0	28	28.0
Spencer Nigh	1	1	9	9.0	0	9	9.0
Matthew Hill	1	1	1	1.0	0	1	1.0
Total	1	13	177	13.6	2	38	177.0
Opponents	1	28	242	8.6	1	47	242.0

PUNT RETURNS	No.	Yds	Avg	TD	Long
Christian Tutt	5	64	12.8	0	41
Total	5	64	12.8	0	41
Opponents	3	131	43.7	0	81

INTERCEPTIONS	No.	Yds	Avg	TD	Long
Total	0	0	0.0	0	0
Opponents	2	4	2.0	0	2

KICK RETURNS	No.	Yds	Avg	TD	Long
Noah Igbinoghene	1	20	20.0	0	20
Total	1	20	20.0	0	20
Opponents	2	57	28.5	0	33

FUMBLE RETURNS	No.	Yds	Avg	TD	Long
Big Kat Bryant	1	83	83.0	0	83
Total	1	83	83.0	0	83
Opponents	0	0	0.0	0	0

SCORING	TD	FGs	PATs					Saf	Points
			Kick	Rush	Rcv	Pass	DXP		
Anders Carlson	0	2-3	3-3	0-0	0	0-0	0	0	9
Seth Williams	1	0-0	0-0	0-0	0	0-0	0	0	6
Eli Stove	1	0-0	0-0	0-0	0	0-0	0	0	6
Joey Gatewood	1	0-0	0-0	0-0	0	0-0	0	0	6
Total	3	2-3	3-3	0-0	0	0-0	0	0	27
Opponents	3	0-1	3-3	0-0	0	0-0	0	0	21

TOTAL OFFENSE	G	Plays	Rush	Pass	Total	Avg/G
Bo Nix	1	38	42	177	219	219.0
JaTarious Whitlow	1	24	110	0	110	110.0
Eli Stove	1	1	36	0	36	36.0
Kam Martin	1	4	11	0	11	11.0
Matthew Hill	1	1	7	0	7	7.0
Shaun Shivers	1	4	2	0	2	2.0
Joey Gatewood	1	1	1	0	1	1.0
TEAM	1	2	-3	0	-3	-3.0
Total	1	75	206	177	383	383.0
Opponents	1	70	90	242	332	332.0

FIELD GOALS..FGM-FGA	Pct	01-19	20-29	30-39	40-49	50-99	Lg	Blk
Anders Carlson	2-3 66.7	0-0	1-1	0-0	1-2	0-0	40	0

FG SEQUENCE (made)	Auburn	Opponents
Oregon	(40),(25),42	20

PUNTING.....No.....Yds	Avg	Long	TB	FC	I20	50+	Blkd
Arryn Siposs.....6.....270	45.0	49	0	3	2	0	0
Total.....6.....270	45.0	49	0	3	2	0	0
Opponents.....7.....342	48.9	56	1	0	0	5	0

KICKOFFS.....No.	Yds	Avg	TB	OB	Retn	Net	YdLn
Anders Carlson	6 372	62.0	4	0			
Total.....6	372	62.0	4	0	57	35.8	29
Opponents.....4	260	65.0	3	0	20	41.2	23

ALL PURPOSE.....G	Rush	Rec	PR	KOR	IR	Tot	Avg/G
JaTarvious Whitlow	1 110	0	0	0	0	110	110.0
Christian Tutt.....1	0	0	64	0	0	64	64.0
Eli Stove.....1	36	18	0	0	0	54	54.0
Bo Nix.....1	42	0	0	0	0	42	42.0
Sal Cannella.....1	0	42	0	0	0	42	42.0
Seth Williams.....1	0	41	0	0	0	41	41.0
Will Hastings.....1	0	38	0	0	0	38	38.0
Harold Joiner.....1	0	28	0	0	0	28	28.0
Noah Igbinoehene.....1	0	0	0	20	0	20	20.0
Kam Martin.....1	11	0	0	0	0	11	11.0
Spencer Nigh.....1	0	9	0	0	0	9	9.0
Matthew Hill.....1	7	1	0	0	0	8	8.0
Shaun Shivers.....1	2	0	0	0	0	2	2.0
Joey Gatewood.....1	1	0	0	0	0	1	1.0
TEAM.....1	-3	0	0	0	0	-3	-3.0
Total.....1	206	177	64	20	0	467	467.0
Opponents.....1	90	242	131	57	4	524	524.0

2019 DEFENSIVE STATISTICS

DEFENSIVE LEADERSGP	-----Tackles-----			TFL/Yds	-Sacks- No-Yards	----Pass Def----		QBH	----Fumbles-----		Blkd Kick	Saf
	Solo	Ast	Total			Int-Yds	BrUp		Rcv-Yds	FF		
20 Jeremiah Dinson.....1	8	5	10.5	2.0-7	1.0-6
6 Christian Tutt.....1	4	1	4.5
10 Owen Pappoe.....1	4	1	4.5	.	.	.	1
33 K.J. Britt.....1	2	5	4.5	1.5-6	0.5-4	.	.	1
24 Daniel Thomas.....1	4	1	4.5
94 Tyrone Truesdell.....1	2	4	4.0	1.0-5	0.5-4
13 Javaris Davis.....1	3	1	3.5
35 Zakoby McClain.....1	2	2	3.0	1.0-5	0.5-5
91 Nick Coe.....1	2	1	2.5
5 Derrick Brown.....1	2	1	2.5
4 Noah Igbinoghene.....1	2	1	2.5
23 Roger McCreary.....1	2	.	2.0
3 Marlon Davidson.....1	1	1	1.5
31 Chandler Wooten.....1	1	1	1.5
9 Jamien Sherwood.....1	1	1	1.5
1 Big Kat Bryant.....1	1	1	1.5	0.5-3	0.5-3	.	.	.	1-83	.	.	.
80 Sal Cannella.....1	1	.	1.0
17 Marquis McClain.....1	1	.	1.0
3 D.J. Williams.....1	1	0	1.0
60 Bill Taylor.....1	.	1	0.5
Total.....1	44	28	58.0	6-26	3-22	.	1	1	1-83	.	.	.
Opponents.....1	40	24	52.0	7.0-20	1-8	2-4	3	7

SPECIAL TEAMS TACKLES

SPECIAL TEAMS	----Tackles----		
	Total	KO	Punt
Jeremiah Dinson.....1	0	0	1
Marquis McClain.....1	0	0	1
Bill Taylor.....1	0	0	1
Daniel Thomas.....1	0	0	1
D.J. Williams.....1	1	1	0
Chandler Wooten.....1	1	1	0
Totals	6	2	4

2019 SCORING DRIVES

	Plays	Yards	TOP Qtr	Scoring Play
OREGON				
	6	58	1:25	1 Anders Carlson 40 yd FG
	4	-4	1:34	2 Anders Carlson 25 yd FG
	4	58	1:11	3 Eli Stove 11 yd pass from Bo Nix (Carlson kick)
	8	69	2:56	4 Joey Gatewood 1 yd run (Carlson kick)
	11	60	2:05	4 Seth Williams 26 yd pass from Bo Nix (Carlson kick)
Total	33	241	9:11	(5 scoring drives)
Avg.	6.6	48.3	1:50	(Season: 5 scoring drives, 33 plays, 241 yards)

Average Scoring Drive: Plays: 6.6 • Yards: 48.3 • Time: 1:50

MISCELLANEOUS STATISTICS

Average Time of Possession (by Quarter)

	1	2	3	4	Total
AUBURN	5:15 (5:15)	8:03 (8:03)	7:29 (7:29)	6:45 (6:45)	27:32 (27:32)
Opponents.....	9:45 (9:45)	6:57 (6:57)	7:31 (7:31)	8:15 (8:15)	32:28 (32:28)

Third Down Conversions (by Quarter)

	1	2	3	4	OT	Total
AUBURN	1-3	2-5	1-3	3-6	--	7-17
Pct.	33.3%	40.0%	33.3%	50.0%	--	41.2%
Opponents	2-4	0-3	2-4	0-3	--	4-14
Pct.	50.0%	0.0%	50.0%	0.0%	--	28.6%

Third Down Conversions (by Yardage)

	Yards to go	1-3	4-6	7-9	10+	Total
AUBURN	5-7	0-0	0-5	2-5	7-17	
Pct.....	71.4%	0.0%	0.0%	40.0%	41.2%	
Opponents.....	2-4	0-4	2-4	0-2	4-14	
Pct.....	50.0%	0.0%	50.0%	0.0%	28.6%	

Red Zone

AU Scores/Times in Red Zone: 3/5 (60.0%)
 AU TDs/Times in Red Zone: 2/5 (40.3%)
 Scores (3): 2 TD, 1 FG
 Non-Scores (2): 1 FGA, 1 INT
 Opp. Scores/Times in Red Zone: 3/5 (60.0%)
 Opp. TDs/Times in Red Zone: 3/5 (60.0%)
 Scores (3): 3 TD
 Non-Scores (2): 1 FGA, 1 Fumble

Turnovers

Takeaways – 1, Giveaways – 2
 Difference – (-1)
 Points Off TOs – AU 3, Opp. 0
 Points Off TOs/Game – AU 3.0, Opp. 0.0

Kickoffs

Kickoffs – 6 for 372 yards (62.0 avg.)
 Carlson – 6 KO, 4 TB, 0 OB, 2 Ret
 On-side kicks – 0-for-0
 Opp. Returns – 2 for 57 yards (28.5 avg.)

2019 GAME-BY-GAME TEAM STATISTICS

Game	Score	First Downs		Rushing	Passing			Total Off.	Punts	Fum.	Penalties	3rd	Time of
		Tot	Ru-Pa-Pe	No-Yds-TD	C-A-I	Yds	TD	PI-Yds	No-Avg	F-L	No-Yds	Downs	Poss
Auburn (#16)	27	22	13-7-2	43-206-1	13-32-2	177	2	75-383	6-45.0	1-0	7-60	7-of-17	27:32
vs. Oregon (#11)	21	17	6-10-1	33-90-2	28-37-0	242	1	70-332	7-48.9	1-1	7-58	4-of-14	32:28
Auburn													
vs. Tulane													
Auburn													
vs. Kent State													
Auburn													
at Texas A&M													
Auburn													
vs. Mississippi State													
Auburn													
at Florida													
Auburn													
at Arkansas													
Auburn													
at LSU													
Auburn													
vs. Ole Miss													
Auburn													
vs. Georgia													
Auburn													
vs. Samford													
Auburn													
vs. Alabama													

STARTING LINEUPS

OFFENSE	QB	RB	HB/WR	WR/TE	WR	WR	LT	LG	C	RG	RT
vs. Oregon (#11)	Nix	Shivers	Nigh (HB)	McClain (WR)	Stove	Cannella	Wanogho	Harrell	Kim	Horton	Driscoll
TULANE											
KENT STATE											
at Texas A&M											
MISSISSIPPI STATE											
at Florida											
at Arkansas											
at LSU											
OLE MISS											
GEORGIA											
SAMFORD											
ALABAMA											
DEFENSE	BUCK	DT	DT	DE	MLB	SLB	WLB/Nickel/CB	CB	CB	SAF	SAF
vs. Oregon (#11)	Bryant	Brown	Coe	Davidson	Britt	Pappoe	Tutt (CB)	Davis	Igbinoghene	Thomas	Dinson
TULANE											
KENT STATE											
at Texas A&M											
MISSISSIPPI STATE											
at Florida											
at Arkansas											
at LSU											
OLE MISS											
GEORGIA											
SAMFORD											
ALABAMA											

2019 GAME-BY-GAME INDIVIDUAL STATISTICS

C-A-Yds-Int, TD	Passing		Field Goals		Punting	
	#10 Nix	#1 Gatewood	Made, (Missed)	#26 Carlson	No.-Avg, In 20	#90 Siposs
vs. Oregon (#11)	13-32-177-2, 2	0-0-0-0, 0	vs. Oregon (#11)	42, 25, (42)	vs. Oregon (#11)	6-45.0, 2
TULANE			TULANE		TULANE	
KENT STATE			KENT STATE		KENT STATE	
at Texas A&M			at Texas A&M		at Texas A&M	
MISSISSIPPI STATE			MISSISSIPPI STATE		MISSISSIPPI STATE	
at Florida			at Florida		at Florida	
at Arkansas			at Arkansas		at Arkansas	
at LSU			at LSU		at LSU	
OLE MISS			OLE MISS		OLE MISS	
GEORGIA			GEORGIA		GEORGIA	
SAMFORD			SAMFORD		SAMFORD	
ALABAMA			ALABAMA		ALABAMA	

Numbers in (parentheses) = made

Rushing

No.-Yds, TD	#1 Gatewood	#8 Shivers	#9 Martin	#10 Nix	#12 Stove	#19 Hill	#28 Whitlow
vs. Oregon (#11)	1-1, 1	4-2, 0	4-11, 0	7-42, 0	1-36, 0	1-7, 0	24-110, 0
TULANE							
KENT STATE							
at Texas A&M							
MISSISSIPPI STATE							
at Florida							
at Arkansas							
at LSU							
OLE MISS							
GEORGIA							
SAMFORD							
ALABAMA							

Receiving

No.-Yds, TD	#5 Schwartz	#12 Stove	#17 McClain	#18 Williams	#19 Hill	#22 Joiner	#28 Whitlow	#33 Hastings
vs. Oregon (#11)	0-0, 0	3-18, 1	0-0, 0	4-41, 1	1-1, 0	1-28, 0	0-0, 0	1-38, 0
TULANE								
KENT STATE								
at Texas A&M								
MISSISSIPPI STATE								
at Florida								
at Arkansas								
at LSU								
OLE MISS								
GEORGIA								
SAMFORD								
ALABAMA								

No.-Yds, TD	#80 Cannella	#99 Nigh
vs. Oregon (#11)	2-42, 0	1-9, 0
TULANE		
KENT STATE		
at Texas A&M		
MISSISSIPPI STATE		
at Florida		
at Arkansas		
at LSU		
OLE MISS		
GEORGIA		
SAMFORD		
ALABAMA		

2019 GAME-BY-GAME INDIVIDUAL STATISTICS

Defensive Linemen

<u>Solo+Ast=Total</u>	<u>#1 Bryant</u>	<u>#3 Davidson</u>	<u>#5 D. Brown</u>	<u>#8 Miller</u>	<u>#29 Hall</u>	<u>#55 Moultry</u>	<u>#91 Coe</u>	<u>#94 Truesdell</u>
vs. Oregon (#11)	1+1=2	1+1=2	2+1=3	0+0=0	0+0=0	0+0=0	2+1=3	2+4=6
TULANE								
KENT STATE								
at Texas A&M								
MISSISSIPPI STATE								
at Florida								
at Arkansas								
at LSU								
OLE MISS								
GEORGIA								
SAMFORD								
ALABAMA								

Linebackers

<u>Solo+Ast=Total</u>	<u>#10 Pappoe</u>	<u>#31 Wooten</u>	<u>#33 Britt</u>	<u>#35 McClain</u>
vs. Oregon (#11)	4+1=5	1+1=2	2+5=7	2+2=4
TULANE				
KENT STATE				
at Texas A&M				
MISSISSIPPI STATE				
at Florida				
at Arkansas				
at LSU				
OLE MISS				
GEORGIA				
SAMFORD				
ALABAMA				

Defensive Backs

<u>Solo+Ast=Total</u>	<u>#4 Igbinoghene</u>	<u>#6 Tutt</u>	<u>#9 Sherwood</u>	<u>#13 Davis</u>	<u>#20 Dinson</u>	<u>#21 Monday</u>	<u>#23 McCreary</u>	<u>#24 Thomas</u>
vs. Oregon (#11)	2+1=3	4+1=5	1+1=2	3+1=4	8+5=13	0+0=0	2+0=2	4+1=5
TULANE								
KENT STATE								
at Texas A&M								
MISSISSIPPI STATE								
at Florida								
at Arkansas								
at LSU								
OLE MISS								
GEORGIA								
SAMFORD								
ALABAMA								

2019 SUPERLATIVES

Auburn Team Superlatives

Rushes.....	43	vs Oregon (Aug 31, 2019)
Yards Rushing.....	206	vs Oregon (Aug 31, 2019)
Yards Per Rush.....	4.8	vs Oregon (Aug 31, 2019)
TD Rushes.....	1	vs Oregon (Aug 31, 2019)
Pass attempts.....	32	vs Oregon (Aug 31, 2019)
Pass completions.....	13	vs Oregon (Aug 31, 2019)
Yards Passing.....	177	vs Oregon (Aug 31, 2019)
Yards Per Pass.....	5.5	vs Oregon (Aug 31, 2019)
TD Passes.....	2	vs Oregon (Aug 31, 2019)
Total Plays.....	75	vs Oregon (Aug 31, 2019)
Total Offense.....	383	vs Oregon (Aug 31, 2019)
Yards Per Play.....	5.1	vs Oregon (Aug 31, 2019)
Points.....	27	vs Oregon (Aug 31, 2019)
Sacks By.....	3	vs Oregon (Aug 31, 2019)
First Downs.....	22	vs Oregon (Aug 31, 2019)
Penalties.....	7	vs Oregon (Aug 31, 2019)
Penalty Yards.....	60	vs Oregon (Aug 31, 2019)
Turnovers.....	2	vs Oregon (Aug 31, 2019)
Interceptions By.....	0	
Punts.....	6	vs Oregon (Aug 31, 2019)
Punting Avg.....	45.0	vs Oregon (Aug 31, 2019)
Long Punt.....	49	vs Oregon (Aug 31, 2019)
Punts inside 20.....	2	vs Oregon (Aug 31, 2019)
Long Punt Return.....	41	vs Oregon (Aug 31, 2019)

Auburn Individual Superlatives

Rushes.....	24	JaTarvious Whitlow vs Oregon (Aug 31, 2019)
Yards Rushing.....	110	JaTarvious Whitlow vs Oregon (Aug 31, 2019)
TD Rushes.....	1	Joey Gatewood vs Oregon (Aug 31, 2019)
Long Rush.....	36	Eli Stove vs Oregon (Aug 31, 2019)
Pass attempts.....	31	Bo Nix vs Oregon (Aug 31, 2019)
Pass completions.....	13	Bo Nix vs Oregon (Aug 31, 2019)
Yards Passing.....	177	Bo Nix vs Oregon (Aug 31, 2019)
TD Passes.....	2	Bo Nix vs Oregon (Aug 31, 2019)
Long Pass.....	38	Bo Nix vs Oregon (Aug 31, 2019)
Receptions.....	4	Seth Williams vs Oregon (Aug 31, 2019)
Yards Receiving.....	42	Sal Cannella vs Oregon (Aug 31, 2019)
TD Receptions.....	1	Eli Stove vs Oregon (Aug 31, 2019)
		Seth Williams vs Oregon (Aug 31, 2019)
Long Reception.....	38	Will Hastings vs Oregon (Aug 31, 2019)
Field Goals.....	2	Anders Carlson vs Oregon (Aug 31, 2019)
Long Field Goal.....	40	Anders Carlson vs Oregon (Aug 31, 2019)
Punts.....	6	Arryn Siposs vs Oregon (Aug 31, 2019)
Punting Avg.....	45.0	Arryn Siposs vs Oregon (Aug 31, 2019)
Long Punt.....	49	Arryn Siposs vs Oregon (Aug 31, 2019)
Punts inside 20.....	2	Arryn Siposs vs Oregon (Aug 31, 2019)
Long Punt Return.....	41	Christian Tutt vs Oregon (Aug 31, 2019)
Long Kickoff Return.....	20	Noah Igbinoghene vs Oregon (Aug 31, 2019)
Tackles.....	10.5	Jeremiah Dinson vs Oregon (Aug 31, 2019)
Sacks.....	1.0	Jeremiah Dinson vs Oregon (Aug 31, 2019)
Tackles For Loss.....	2.0	Jeremiah Dinson vs Oregon (Aug 31, 2019)
Interceptions.....	0	

Opponent Team Superlatives

Rushes.....	33	vs Oregon (Aug 31, 2019)
Yards Rushing.....	90	vs Oregon (Aug 31, 2019)
Yards Per Rush.....	2.7	vs Oregon (Aug 31, 2019)
TD Rushes.....	2	vs Oregon (Aug 31, 2019)
Pass attempts.....	37	vs Oregon (Aug 31, 2019)
Pass completions.....	28	vs Oregon (Aug 31, 2019)
Yards Passing.....	242	vs Oregon (Aug 31, 2019)
Yards Per Pass.....	6.5	vs Oregon (Aug 31, 2019)
TD Passes.....	1	vs Oregon (Aug 31, 2019)
Total Plays.....	70	vs Oregon (Aug 31, 2019)
Total Offense.....	332	vs Oregon (Aug 31, 2019)
Yards Per Play.....	4.7	vs Oregon (Aug 31, 2019)
Points.....	21	vs Oregon (Aug 31, 2019)
Sacks By.....	1	vs Oregon (Aug 31, 2019)
First Downs.....	17	vs Oregon (Aug 31, 2019)
Penalties.....	7	vs Oregon (Aug 31, 2019)
Penalty Yards.....	58	vs Oregon (Aug 31, 2019)
Turnovers.....	1	vs Oregon (Aug 31, 2019)
Interceptions By.....	2	vs Oregon (Aug 31, 2019)
Punts.....	7	vs Oregon (Aug 31, 2019)
Punting Avg.....	48.9	vs Oregon (Aug 31, 2019)
Long Punt.....	56	vs Oregon (Aug 31, 2019)
Punts inside 20.....	0	
Long Punt Return.....	81	vs Oregon (Aug 31, 2019)

Opponent Individual Superlatives

Rushes.....	14	Verdell, CJ, vs Oregon (Aug 31, 2019)
Yards Rushing.....	76	Verdell, CJ, vs Oregon (Aug 31, 2019)
TD Rushes.....	1	Verdell, CJ, vs Oregon (Aug 31, 2019)
		Felix, Darrian, vs Oregon (Aug 31, 2019)
Long Rush.....	37	Verdell, CJ, vs Oregon (Aug 31, 2019)
Pass attempts.....	37	Herbert, Justin, vs Oregon (Aug 31, 2019)
Pass completions.....	28	Herbert, Justin, vs Oregon (Aug 31, 2019)
Yards Passing.....	242	Herbert, Justin, vs Oregon (Aug 31, 2019)
TD Passes.....	1	Herbert, Justin, vs Oregon (Aug 31, 2019)
Long Pass.....	47	Herbert, Justin, vs Oregon (Aug 31, 2019)
Receptions.....	9	Redd, Jaylon, vs Oregon (Aug 31, 2019)
Yards Receiving.....	98	Johnson III, J., vs Oregon (Aug 31, 2019)
TD Receptions.....	1	Webb, Spencer, vs Oregon (Aug 31, 2019)
Long Reception.....	47	Johnson III, J., vs Oregon (Aug 31, 2019)
Field Goals.....	0	
Long Field Goal.....	0	
Punts.....	7	Maimone, Blake, vs Oregon (Aug 31, 2019)
Punting Avg.....	48.9	Maimone, Blake, vs Oregon (Aug 31, 2019)
Long Punt.....	56	Maimone, Blake, vs Oregon (Aug 31, 2019)
Punts inside 20.....	0	
Long Punt Return.....	81	Holland, Jevon, vs Oregon (Aug 31, 2019)
Long Kickoff Return.....	33	Davis, Daewood, vs Oregon (Aug 31, 2019)
Tackles.....	12.5	Dye, Troy, vs Oregon (Aug 31, 2019)
Sacks.....	1.0	Niu, Sampson, vs Oregon (Aug 31, 2019)
Tackles For Loss.....	1.5	Scott, Jordon, vs Oregon (Aug 31, 2019)
Interceptions.....	1	Graham Jr., T., vs Oregon (Aug 31, 2019)
		Holland, Jevon, vs Oregon (Aug 31, 2019)

2019 PLAYS OF 20+ YARDS

Yards	Type	Player(s)	Opponent	Qtr.
83	FR	Big Kat Bryant	Oregon	2
41	PR	Christian Tutt	Oregon	2
38	Pass	Will Hastings from Bo Nix	Oregon	1
36	Rush	Eli Stove	Oregon	3
31	Rush	JaTarvious Whitlow	Oregon	4
28	Pass	Harold Joiner from Bo Nix	Oregon	2
26*	Pass	Seth Williams from Bo Nix	Oregon	4
21	Pass	Sal Cannella from Bo Nix	Oregon	2
21	Pass	Sal Cannella from Bo Nix	Oregon	4
20	KR	Noah Igbino ghene	Oregon	1

* Touchdown scored on play

PLAY BREAKDOWN

BY PLAY

Pass.....	5
Rush.....	2
Kickoff Return.....	1
Punt Return.....	1
Interception Return.....	0
Fumble Return.....	1
Blocked Field Goal Return.....	0

BY GAME

vs. Oregon.....	10
Tulane.....	0
Kent State.....	0
at Texas A&M.....	0
Mississippi State.....	0
at Florida.....	0
at Arkansas.....	0
at LSU.....	0
Ole Miss.....	0
Georgia.....	0
Samford.....	0
Alabama.....	0

BY QUARTER

1st.....	2
2nd.....	4
3rd.....	1
4th.....	3

RUSHING

Eli Stove.....	1
JaTarvious Whitlow.....	1

PASSING

Bo Nix.....	5
-------------	---

RECEIVING

Sal Cannella.....	2
Harold Joiner.....	1
Will Hastings.....	1
Seth Williams.....	1

KICKOFF RETURN

Noah Igbino ghene.....	1
------------------------	---

PUNT RETURN

Christian Tutt.....	1
---------------------	---

INTERCEPTION RETURN

.....	0
-------	---

FUMBLE RETURN

Big Kat Bryant.....	1
---------------------	---

BLOCKED FIELD GOAL RETURN

.....	0
-------	---

GAME 1 // #16 AUBURN 27, #11 OREGON 21 // AUGUST 31, 2019 // ABC // AT&T STADIUM (60,662) // DALLAS, TEXAS

Nine years ago, Auburn beat Oregon on a last-second field goal. On Saturday night, quarterback Bo Nix didn't want to put it on the kicker again. Instead, the true freshman tossed a 26-yard touchdown pass to Seth Williams with nine seconds left to lead the Tigers past Oregon, 27-21, in the season opener.

On the play before, Nix completed a 13-yard pass to Williams to put the Tigers in field-goal range with a chance to win. But rather than play it safe, he took a shot on the next play, throwing a jump ball to Williams who wrestled it away from the defender at the goal line.

The touchdown gave Auburn its first lead of the game and capped a 15-point second-half comeback. It was the largest comeback since the 2010 Alabama game when the Tigers overcame a 24-point deficit to win 28-27.

What changed? For starters, the defense clamped down in the second half and made a huge stop on fourth down midway through the fourth quarter to thwart an Oregon drive and keep it a one-point game. The offense also found its rhythm with Nix under center.

Nix, the first true freshman to start at quarterback for Auburn since 1946, threw for 177 yards and two touchdowns and also rushed for 42 yards in his first college game. His first career touchdown pass came late in the third quarter when he threw a quick pass to Eli Stove who took it in from 11 yards out to cut the Oregon lead to 21-13.

On the opening drive of the fourth quarter, Auburn used a heavy dose of running back Ja'Tarvious Whitlow to get down to the goal line where it was backup quarterback Joey Gatewood who took his first snap and scored on a 1-yard touchdown run to make it 21-20.

Whitlow recorded his fourth career 100-yard rushing game with 110 yards on 24 carries. The sophomore also surpassed 1,000 career all-purpose yards (897 rushing, 173 receiving). As a team, the Tigers ran for 206 yards and threw for 177 yards in Saturday's win.

Defensively, senior safety Jeremiah Dinson led Auburn with 13 tackles, two tackles for loss and a sack - the third of his career. K.J. Britt, making his first at middle linebacker, finished second on the team with seven tackles, including 1.5 tackles for loss.

It was also a career night for defensive lineman Tyrone Truesdell, another first-time starter, who made two clutch stops late and recorded six tackles, one tackle for loss and half a sack.

At the half, Auburn trailed, 14-6, and it could have been worse if not for an 83-yard fumble recovery from Big Kat Bryant that led to an Anders Carlson field goal and swung the momentum. It was the longest fumble return by an Auburn player through records dating back to 1996.

With the win, the Tigers open the season 1-0 for the third straight year. They will return home next week to face Tulane in the first game at Jordan-Hare Stadium.



TEAM STATISTICS

	OU	AU
First Downs	17	22
Rushes-Yards	33-90	43-206
Passing Yards	242	177
Comp-Att-Int	28-37-0	13-32-2
Total Plays-Yards	70-332	75-383
Punts-Avg.	7-48.9	6-45.0
Fumbles-Lost	1-1	1-0
Penalties-Yards	7-58	7-60
3rd Down Conv.	4-of-14	7-of-17
Time of Possession	32:28	27:32

INDIVIDUAL STATISTICS

RUSHING

Oregon - Verdell 14-76 (TD), Dye 6-23, Felix 2-7 (TD), Habibi-Likio 2-5, TEAM 1-(-5), Herbert 8-(-16)
 AUBURN - Whitlow 24-110, Nix 7-42, Stove 1-36, Martin 4-11, Hill 1-7, Shivers 4-2, Gatewood 1-1 (TD), TEAM 1-(-3)

PASSING

Oregon - Herbert 28-37-0-242 (TD)
 AUBURN - Nix 13-31-2-177 (2 TD), TEAM 0-1-0-0

RECEIVING

Oregon - Redd 9-64, Johnson III 7-98, Breeland 4-26, Webb 3-28 (TD), Verdell 2-4, Delgado 1-9, Dye 1-7, Addison 1-6
 AUBURN - Williams 4-41 (TD), Stove 3-18 (TD), Cannella 2-42, Hastings 1-38, Joiner 1-28, Nigh 1-9, Hill 1-1

INTERCEPTIONS

Oregon - Holland 1-2, Graham Jr. 1-2
 AUBURN - NONE

	1	2	3	4	OT	FINAL	FIELD GOAL BREAKDOWN
#11 OREGON	14	0	7	0	--	21	Lewis WR 20
#16 AUBURN	3	3	7	14	--	27	Carlson (40) (25) WR42

TEAM	QTR.	TIME	SCORING PLAY	DRIVE	SCORE
Oregon	1	10:13	CJ Verdell 1 yd run (Lewis kick)	11-74 (4:47)	0-7
Auburn	1	3:17	Anders Carlson 40 yd FG	6-58 (1:25)	3-7
Oregon	1	2:11	Spencer Webb 20 yd pass from Herbert (Lewis kick)	3-75 (1:06)	3-14
Auburn	2	4:41	Anders Carlson 25 yd FG	4-(-4) (1:34)	6-14
Oregon	3	9:23	Darrian Felix 6 yd run (Stack kick)	9-53 (3:28)	6-21
Auburn	3	4:20	Eli Stove 11 yd pass from Nix (Carlson kick)	4-58 (1:11)	13-21
Auburn	4	9:48	Joey Gatewood 1 yd run (Carlson kick)	8-69 (2:56)	20-21
Auburn	4	0:09	Seth Williams 26 yd pass from Nix (Carlson kick)	11-60 (2:05)	27-21

LAST TIME...

TEAM

TEAM SCORING

50 Points Scored by Team

By Auburn: Auburn 63, Purdue 14, Dec. 28, 2018 [Music City]
By Opponent: #1 Alabama 52, Auburn 21, Nov. 24, 2018

40 Points Scored by Team

By Auburn: Auburn 63, Purdue 14, Dec. 28, 2018 [Music City]
By Opponent: #1 Alabama 52, Auburn 21, Nov. 24, 2018

30 Points Scored by Team

By Auburn: Auburn 63, Purdue 14, Dec. 28, 2018 [Music City]
By Opponent: #1 Alabama 52, Auburn 21, Nov. 24, 2018

TEAM OFFENSE

35 First Downs

By Auburn: 36 vs. ULM, Oct. 1, 2016
By Opponent: --

30 First Downs

By Auburn: 32 vs. Arkansas St., Sept. 10, 2016
By Opponent: 32 by Ole Miss, Oct. 29, 2016

TEAM RUSHING

500 Yards Rushing

By Auburn: 543 vs. #17 Arkansas, Oct. 22, 2016
By Opponent: --

400 Yards Rushing

By Auburn: 429 vs. Alabama State, Sept. 8, 2018
By Opponent: 411 by LSU, Sept. 19, 2015

300 Yards Rushing

By Auburn: 340 vs. Liberty, Nov. 17, 2018
By Opponent: 303 by #5 Georgia, Nov. 10, 2018

300 Yards Rushing In Consecutive Games

By Auburn: 307 at Ole Miss & 543 vs. #17 Arkansas, Oct. 22 & 29, 2016

70 Rushing Attempts

By Auburn: 74 vs. #5 Missouri [SECCG], Dec. 7, 2013
By Opponent: --

60 Rushing Attempts

By Auburn: 61 vs. Liberty, Nov. 17, 2018
By Opponent: 63 by Mississippi St., Sept. 10, 2011

50 Rushing Attempts

By Auburn: 52 vs. Purdue, Dec. 28, 2018 [Music City]
By Opponent: 57 by Mississippi St., Oct. 6, 2018

7+ Rushing TDs

By Auburn: 7 vs. #17 Arkansas, Oct. 22, 2016
By Opponent: --

6+ Rushing TDs

By Auburn: 6 vs. Alabama St., Sept. 8, 2018
By Opponent: 6 by #22 Texas A&M, Oct. 27, 2012

5+ Rushing TDs

By Auburn: 6 vs. Alabama St., Sept. 8, 2018
By Opponent: 5 by #13 LSU, Sept. 19, 2015

4+ Rushing TDs

By Auburn: 6 vs. Alabama St., Sept. 8, 2018
By Opponent: 4 by Arkansas, Oct. 24, 2015 [4 OT]

TEAM PASSING

450 Yards Passing

By Auburn: 456 at #2 Alabama, Nov. 29, 2014
By Opponent: 500 by Northwestern, Jan. 1, 2010 [Outback]

400 Yards Passing

By Auburn: 456 at #2 Alabama, Nov. 29, 2014
By Opponent: 465 by Ole Miss, Oct. 29, 2016

350 Yards Passing

By Auburn: 378 vs. Purdue, Dec. 28, 2018 [Music City]
By Opponent: 377 by #1 Alabama, Nov. 24, 2018

300 Yards Passing

By Auburn: 378 vs. Purdue, Dec. 28, 2018 [Music City]
By Opponent: 377 by #1 Alabama, Nov. 24, 2018

50+ Passing Attempts

By Auburn: 54 vs. Mississippi St., Nov. 1, 1997
By Opponent: 51 vs. Ole Miss, Oct. 7, 2017

30+ Pass Completions

By Auburn: 32 vs. Mercer, Sept. 16, 2017
By Opponent: 30 by Southern Miss, Sept. 29, 2018

5+ Passing TDs

By Auburn: 5 vs. Purdue, Dec. 28, 2018 [Music City]
By Opponent: 6 by #1 Alabama, Nov. 24, 2018

4+ Passing TDs

By Auburn: 5 vs. Purdue, Dec. 28, 2018 [Music City]
By Opponent: 6 by #1 Alabama, Nov. 24, 2018

3+ Passing TDs

By Auburn: 5 vs. Purdue, Dec. 28, 2018 [Music City]
By Opponent: 6 by #1 Alabama, Nov. 24, 2018

TOTAL OFFENSE

700+ Yards

By Auburn: 706 vs. Arkansas St., Sept. 10, 2016
By Opponent: --

600+ Yards

By Auburn: 629 at Arkansas, Oct. 21, 2017
By Opponent: 602 by Texas A&M, Oct. 19, 2013

500+ Yards

By Auburn: 586 vs. Purdue, Dec. 28, 2018 [Music City]
By Opponent: 500 by #1 Alabama, Nov. 24, 2018

Ran 90+ Plays

By Auburn: 90 at #2 Alabama, Nov. 29, 2014
By Opponent: 90 by Ole Miss, Oct. 29, 2016

Ran 80+ Plays

By Auburn: 82 vs. Liberty, Nov. 17, 2018
By Opponent: 86 by Ole Miss, Oct. 20, 2018

TOTAL DEFENSE

Shutout

By Auburn: 53-0 vs. Liberty, Nov. 17, 2018
By Opponent: 49-0 at #2 Alabama, Nov. 24, 2012

Did not allow an offensive touchdown

By Auburn: 53-0 vs. Liberty, Nov. 17, 2018
By Opponent: 23-9 at Mississippi St., Oct. 6, 2018

Held Opponent to 300 Yards Total Offense

By Auburn: 263 vs. Purdue, Dec. 28, 2018 [Music City]
By Opponent: 283 by #1 Alabama, Nov. 24, 2018

Held Opponent to 200 Yards Total Offense

By Auburn: 134 vs. Liberty, Nov. 17, 2018
By Opponent: 150 by #3 Clemson, Sept. 9, 2017

Held Opponent to 100 Yards Rushing

By Auburn: 90 vs. #11 Oregon, Aug. 31, 2019
By Opponent: 19 by #25 Texas A&M, Nov. 3, 2018

Held Opponent to 50 Yards Rushing

By Auburn: 45 vs. Southern Miss, Sept. 29, 2018
By Opponent: 19 by #25 Texas A&M, Nov. 3, 2018

Held Opponent to 100 Yards Passing

By Auburn: 79 vs. Liberty, Nov. 17, 2018
By Opponent: 79 by Clemson, Sept. 9, 2017

Held Opponent to 10 or Fewer First Downs

By Auburn: 7 vs. Liberty, Nov. 17, 2018
By Opponent: 7 by #1 Alabama, Nov. 26, 2016

Recorded 10+ Sacks

By Auburn: 11 vs. #8 Alabama, Nov. 19, 2005
By Opponent: 11 by Clemson, Sept. 9, 2017

3+ Interceptions

By Auburn: 3 vs. Alabama St., Sept. 8, 2018
By Opponent: 3 by Memphis, Dec. 30, 2015 [Birmingham]

Scored a Safety

By Auburn: vs. Liberty (Jordyn Peters), Nov. 17, 2018
By Opponent: by Alabama St. (Ricky Haley), Sept. 8, 2018

LAST TIME...

MISC.**Did Not Commit a Turnover**

By Auburn: vs. Purdue, Dec. 28, 2018 [Music City]
By Opponent: by #1 Alabama, Nov. 24, 2018

Scored on Offense, Defense & Special Teams

By Auburn: vs. Liberty, Nov. 17, 2018 (5 offense [2 pass, 3 rush], 1 defense [interception return], 2 special teams [INT return, blocked punt for safety])

Scored a 2-Point Conversion

By Auburn: at Arkansas [Melvin Ray pass from Sean White], Oct. 24, 2015
By Opponent: by #6 Georgia [Terry Godwin pass from Jake Fromm], Dec. 2, 2017 [SECCG]

INDIVIDUAL - OFFENSE**RUSHING****200 Yards Rushing**

By Auburn: 204 by Kerryon Johnson vs. Ole Miss, Oct. 7, 2017
By Opponent: 271 by Derrick Henry of #2 Alabama, Nov. 28, 2015

150 Yards Rushing

By Auburn: 170 by Ja'Tarvious Whitlow at Ole Miss, Oct. 20, 2018
By Opponent: 186 by D'Andre Swift of #5 Georgia, Nov. 10, 2018

100 Yards Rushing

By Auburn: 110 by Ja'Tarvious Whitlow vs. #11 Oregon, Aug. 31, 2019
By Opponent: 186 by D'Andre Swift of #5 Georgia, Nov. 10, 2018

100 Yards Rushing in the First Half

By Auburn: 112 (15 att.) by Kam Martin vs. Liberty, Nov. 17, 2018

100 Yards Rushing in the First Quarter

By Auburn: 141 (6 att.) by Tre Mason vs. Alabama A&M, Nov. 17, 2012

100 Yards Rushing In Consecutive Games

By Auburn: by Ja'Tarvious Whitlow vs. Alabama St. (122) and #12 LSU (104), 2018

100 Yards Rushing In Three Consecutive Games

By Auburn: by Kerryon Johnson at Texas A&M (145), vs. #1 Georgia (167), vs. ULM (137), vs. #1 Alabama (104), 2017

2 Players with 100 Yards Rushing

By Auburn: 122 by Ja'Tarvious Whitlow & 117 by Shaun Shivers vs. Alabama St., Sept. 8, 2018
By Opponent: 195 by Nick Fitzgerald & 126 by Kylin Hill of Mississippi St., Oct. 6, 2018

4+ TD

By Auburn: 5 by Kerryon Johnson at Missouri, Sept. 23, 2017
By Opponent: --

3+ TD

By Auburn: 3 by Kamryn Pettway at Arkansas, Oct. 21, 2017
By Opponent: 3 by Leonard Fournette of LSU, Sept. 19, 2015

2+ TD

By Auburn: 2 by Ja'Tarvious Whitlow vs. Purdue, Dec. 28, 2018 [Music City]
By Opponent: 2 by Trayveon Williams of #25 Texas A&M, Nov. 3, 2018

Had an 80-Yard Run

By Auburn: 82 by John Franklin III vs. ULM, Oct. 1, 2016
By Opponent: 89 by Trayveon Williams of #17 Texas A&M, Sept. 17, 2016

Had a 70-Yard Run

By Auburn: 78 by Eli Stove vs. #17 Arkansas, Oct. 22, 2016
By Opponent: 77 by D'Andre Swift of #5 Georgia, Nov. 10, 2018

Had a 60-Yard Run

By Auburn: 62 by Malik Willis vs. ULM, Nov. 18, 2017
By Opponent: 77 by D'Andre Swift of #5 Georgia, Nov. 10, 2018

RECEIVING**200 Yards Receiving**

By Auburn: 206 by Sammie Coates at #2 Alabama, Nov. 29, 2014
By Opponent: 224 by Amari Cooper of #2 Alabama, Nov. 29, 2014

150 Yards Receiving

By Auburn: 160 by Darius Slayton vs. Purdue, Dec. 28, 2018 [Music City]
By Opponent: 155 by A.J. Brown of Ole Miss, Oct. 20, 2018

100 Yards Receiving

By Auburn: 160 by Darius Slayton vs. Purdue, Dec. 28, 2018 [Music City]
By Opponent: 155 by A.J. Brown of Ole Miss, Oct. 20, 2018

100 Yards Receiving In Consecutive Games

By Auburn: by Sammie Coates at #7 Texas A&M (104) & vs. Florida Atlantic (113) & at Arkansas (102), 2013

100 Yards Receiving In Three Consecutive Games

By Auburn: by Sammie Coates at #7 Texas A&M (104) & vs. Florida Atlantic (113) & at Arkansas (102), 2013

2 Players with 100 Yards Receiving

By Auburn: 206 by Sammie Coates & 121 by D'haquille Williams at #2 Alabama, Nov. 29, 2014
By Opponent: 161 by Callen Hightower & 118 by Trent Cowan of Idaho, Nov. 21, 2015

4+ TD

By Auburn: 4 by Alexander Wright vs. Pacific, Sept. 9, 1989
By Opponent: 4 by Mike Evans of #7 Texas A&M, Oct. 19, 2013

3+ TD

By Auburn: 3 by Darius Slayton vs. Purdue, Dec. 28, 2018 [Music City]
By Opponent: 3 by Amari Cooper of #2 Alabama, Nov. 29, 2014

2+ TD

By Auburn: 3 by Darius Slayton vs. Purdue, Dec. 28, 2018 [Music City]
By Opponent: 2 by Henry Ruggs III of #1 Alabama, Nov. 24, 2018

Caught a TD in Consecutive Games

By Auburn: by Darius Slatyon at Alabama (1), vs. Purdue (3) [Music City], 2018

Caught a TD in 3 Consecutive Games

By Auburn: by Darius Slayton at Arkansas (1), at Texas A&M (1), vs. #1 Georgia (1), vs. ULM (1), 2017

Caught 15 Passes in a Game

By Auburn: 17 by Willie Goshua at Arkansas, Oct. 28, 1995
By Opponent: --

Caught 10 Passes in a Game

By Auburn: 13 by Ryan Davis vs. #5 Georgia, Nov. 10, 2018
By Opponent: 11 by Rondale Moore of Purdue, Dec. 28, 2018 [Music City]

Caught 7+ Passes in a Game

By Auburn: 13 by Ryan Davis vs. #5 Georgia, Nov. 10, 2018
By Opponent: 9 by Jaylon Redd of #11 Oregon, Aug. 31, 2019

PASSING**400 Yards Passing**

By Auburn: 456 by Nick Marshall at #2 Alabama, Nov. 29, 2014
By Opponent: 465 by Chad Kelly of Ole Miss, Oct. 29, 2016

300 Yards Passing

By Auburn: 373 by Jarrett Stidham vs. Purdue, Dec. 28, 2018 [Music City]
By Opponent: 324 by Tua Tagovailoa of #1 Alabama, Nov. 24, 2018

50+ Pass Attempts

By Auburn: 54 by Dameyune Craig vs. Mississippi State, Nov. 1, 1997
By Opponent: 51 by Shea Patterson of Ole Miss, Oct. 7, 2017

40+ Pass Attempts

By Auburn: 45 by Jarrett Stidham vs. Tennessee, Oct. 13, 2018
By Opponent: 46 by Jordan Ta'amu of Ole Miss, Oct. 20, 2018

30+ Pass Completions

By Auburn: 32 by Jarrett Stidham vs. Mercer, Sept. 16, 2017
By Opponent: 30 by Jack Abraham of Southern Miss, Sept. 29, 2018

5+ TD

By Auburn: 5 by Jarrett Stidham vs. Purdue, Dec. 28, 2018 [Music City]
By Opponent: 5 by Tua Tagovailoa of #1 Alabama, Nov. 24, 2018

4+ TD

By Auburn: 5 by Jarrett Stidham vs. Purdue, Dec. 28, 2018 [Music City]
By Opponent: 5 by Tua Tagovailoa of #1 Alabama, Nov. 24, 2018

3+ TD

By Auburn: 5 by Jarrett Stidham vs. Purdue, Dec. 28, 2018 [Music City]
By Opponent: 5 by Tua Tagovailoa of #1 Alabama, Nov. 24, 2018

Threw 3+ TD in Consecutive Games

By Auburn: by Loran Carter vs. #9 Miami (3), at #20 Florida (3), vs. #5 Tennessee (3), 1968

LAST TIME...

Completed an 80-Yard Pass

By Auburn: 88 by Nick Marshall to Sammie Coates at Arkansas, Nov. 2, 2013
By Opponent: 99 by AJ McCarron to Amari Cooper of #1 Alabama, Nov. 30, 2013

Completed a 70-Yard Pass

By Auburn: 74 by Jarrett Stidham to Darius Slayton vs. Purdue, Dec. 28, 2018 [Music City]
By Opponent: 71 by Joe Burrow to Derrick Dillon of #12 LSU, Sept. 15, 2018

Completed a 60-Yard Pass

By Auburn: 74 by Jarrett Stidham to Darius Slayton; 66 by Jarrett Stidham to Ja'Tarvious Whitlow, vs. Purdue, Dec. 28, 2018 [Music City]
By Opponent: 71 by Joe Burrow to Derrick Dillon of #12 LSU, Sept. 15, 2018

INDIVIDUAL - DEFENSE

TACKLES

Had 15+ Tackles in a Game

By Auburn: 15 by Jeremiah Dinson at Mississippi St., Oct. 6, 2018
By Opponent: 15 by Troy Dye of #11 Oregon, Aug. 31, 2019

Had 10+ Tackles in a Game

By Auburn: 13 by Jeremiah Dinson vs. #11 Oregon, Aug. 31, 2019
By Opponent: 15 by Troy Dye of #11 Oregon, Aug. 31, 2019

Had 3.0+ TFL in a Game

By Auburn: 3.0 by Nick Coe at Ole Miss, Oct. 20, 2018
By Opponent: 3.0 by Derrick Barnes of Purdue, Dec. 28, 2018 [Music City]

Had 3.0+ Sacks in a Game

By Auburn: 3.0 by Nick Coe at Ole Miss, Oct. 20, 2018
By Opponent: 3.0 by Montez Sweat of Mississippi St., Oct. 6, 2018

INTERCEPTIONS

Intercepted 3+ Passes in a Game

By Auburn: 3 by Junior Rosegreen at #10 Tennessee, Oct. 2, 2004
By Opponent:

Intercepted 2+ Passes in a Game

By Auburn: 2 by Daniel Thomas vs. Alabama St., Sept. 8, 2018
By Opponent:

Intercepted a Pass in Consecutive Games

By Auburn: by Jeremiah Dinson vs. Southern Miss (Sept. 29) & at Mississippi St. (Oct. 6), 2018

Returned an INT for a TD

By Auburn: by Big Kat Bryant vs. Purdue [20 yards], Dec. 28, 2018 [Music City]
By Opponent: by Chequan Burkett of #10 UCF [45 yards], Jan. 1, 2018 [Peach]

FUMBLE RECOVERIES / FORCED FUMBLES

Recovered 2+ Fumbles in a Game

By Auburn: 2 by Montravius Adams at Mississippi State, Oct. 8, 2016

Forced 2+ Fumbles in a Game

By Auburn: 2 by Jeff Holland at Arkansas, Oct. 21, 2017

Forced & Recovered a Fumble in a Game

By Auburn: by Jeff Holland at Arkansas, Oct. 21, 2017

Returned a Fumble for a TD

By Auburn: by Montravius Adams at Mississippi St. [13 yards], Oct. 8, 2016
By Opponent: by Alontae Taylor of Tennessee [8 yards], Oct. 13, 2018

SPECIAL TEAMS

KICKING

Kicked 6+ Field Goals in a Game

By Auburn: 6 by Daniel Carlson vs. #17 LSU, Sept. 24, 2016
By Opponent:

Kicked 5+ Field Goals in a Game

By Auburn: 6 by Daniel Carlson vs. #17 LSU, Sept. 24, 2016
By Opponent: 5 by Daniel LaCamera of #17 Texas A&M, Sept. 17, 2016

Kicked 4+ Field Goals in a Game

By Auburn: 4 by Daniel Carlson vs. #1 Georgia, Nov. 11, 2017
By Opponent: 5 by Daniel LaCamera of #17 Texas A&M, Sept. 17, 2016

Kicked a 50-Yard Field Goal

By Auburn: 53 by Anders Carlson vs. Liberty, Nov. 17, 2018
By Opponent: 51 by Parker Shaunfield of Southern Miss, Sept. 29, 2018

Kicked 2+ 50-Yard Field Goals in a Game

By Auburn: Daniel Carlson (52, 54) at Missouri, Sept. 23, 2017

Kicked a 50-Yard Field Goal in Consecutive Games

By Auburn: Daniel Carlson vs. Wisconsin (51) [Outback] and vs. Louisville (56), 2015

PUNTING

Had a 70-Yard Punt

By Auburn: 70 by Aiden Marshall at Texas A&M, Nov. 4, 2017
By Opponent: 70 by JK Scott of #2 Alabama, Nov. 29, 2014

Had a 60-Yard Punt

By Auburn: 60 by Aaron Siposs vs. Arkansas, Sept. 22, 2018
By Opponent: 64 by Joe Doyle of Tennessee, Oct. 13, 2018

Had 4+ Punts Inside the 20 in a Game

By Auburn: 4 by Kevin Phillips at Georgia, Nov. 12, 2016
By Opponent: 4 by Anthony Craven of Alabama St., Sept. 8, 2018

BLOCKS

Blocked a Field Goal

By Auburn: by Marlon Davidson at Ole Miss, Oct. 20, 2018
By Opponent: by Demarrio Smith of Southern Miss, Sept. 29, 2018

Blocked 2 Field Goals

By Auburn: 2 by Alton Moore at #19 Georgia, Nov. 10, 2001

Blocked a Field Goal in Consecutive Games

By Auburn: by Marlon Davidson at Mississippi St. & vs. Tennessee, Oct. 6 & 13, 2018

Blocked a Field Goal in 3 Consecutive Games

By Auburn: by Marlon Davidson at Mississippi St., vs. Tennessee, at Ole Miss, Oct. 6, 13 & 20, 2018

Blocked a Punt

By Auburn: 1 by Smoke Monday at #1 Alabama, Nov. 24, 2018
By Opponent: 1 by P. Hanrahan of Mississippi St., Sept. 12, 2009

Blocked 2+ Punts

By Auburn: 2 by Justin Fetsko vs. ULM, Nov. 1, 2003

Blocked a PAT

By Auburn: 1 by Montravius Adams at Ole Miss, Oct. 29, 2016
By Opponent: 1 by Daniel McCullers of Tennessee, Nov. 9, 2013

Blocked 2+ PAT

By Auburn: 2 by Charles Dorsey vs. LSU Sept. 19, 1998

RETURNS

Returned a Kickoff for a TD

By Auburn: by Noah Igbinoghene vs. Arkansas [96 yards], Sept. 22, 2018
By Opponent: by De'Vion Warren of Arkansas [100 yards], Oct. 21, 2017

Returned a Punt for a TD

By Auburn: by Quan Bray vs. La. Tech [76 yards], Sept. 27, 2014
By Opponent: by DJ Chark of LSU [75 yards], Oct. 13, 2017

AUBURN OFFENSIVE CAREER BESTS

80 • SAL CANNELLA

Receptions.....3 Southern Miss 9/29/18
 Rec. Yards.....42 vs. Oregon 8/31/19
 Rec. Long.....22 Liberty 11/17/18
 Rec. TD.....1 3x (last: Liberty) 11/17/18
 Career Rec. TD...3

13 • JOEY GATEWOOD

Completions..... vs. Purdue 12/28/18
 Pass Attempts....1 vs. Purdue 12/28/18
 Pass Long..... vs. Purdue 12/28/18
 Pass Yards..... vs. Purdue 12/28/18
 Pass Yards (qtr)... vs. Oregon 8/31/19
 Pass TD..... vs. Oregon 8/31/19
 Interceptions..... vs. Oregon 12/28/18
 Rush Attempts...3 vs. Purdue 12/28/18
 Rush Yards.....28 vs. Purdue 12/28/18
 Rush Long.....20 vs. Purdue 12/28/18
 Rush TD.....1 vs. Oregon 8/31/19
 Rush TD.....1 vs. Oregon 8/31/19
 Pass TD.....1 vs. Oregon 8/31/19
 150-Yd Pass.....1 vs. Oregon 8/31/19
 Career TDs.....1

33 • WILL HASTINGS

Receptions.....6 UCF [Peach] 1/1/18
 Rec. Yards.....117 UCF [Peach] 1/1/18
 Rec. Long.....49 at LSU 10/14/17
 Rec. TDs.....1 5x (last: UCF [Peach]) 1/1/18
 Career Rec. TD...5

19 • MATTHEW HILL

Rush Attempts...1 3x (last: vs. Oregon) 8/31/19
 Rush Yards.....22 Alabama St. 9/8/18
 Rush Long.....22 Alabama St. 9/8/18
 Rush TD..... vs. Oregon 8/31/19
 Receptions.....1 vs. Oregon 8/31/19
 Rec. Yards.....1 vs. Oregon 8/31/19
 Rec. Long.....1 vs. Oregon 8/31/19

11 • SHEDRICK JACKSON

Receptions.....1 2x (last: Liberty) 11/17/18
 Rec. Yards.....9 at Georgia 11/10/18
 Rec. Long.....9 at Georgia 11/10/18

29 • HAROLD JOINER

Rush Attempts...3 Alabama St. 9/8/18
 Rush Yards.....9 Alabama St. 9/8/18
 Rush Long.....5 Alabama St. 9/8/18
 Rush TD.....1 Alabama St. 9/8/18
 Career Rush TD...1
 Receptions.....1 vs. Oregon 8/31/19
 Rec. Yards.....28 vs. Oregon 8/31/19
 Rec. Long.....28 vs. Oregon 8/31/19

9 • KAM MARTIN

Rush Attempts 24 Southern Miss 9/29/18
 Rush Yards.....176 Alabama A&M 11/19/16
 Rush Long.....61 Georgia Southern 9/2/17
 Rush TD.....2 Alabama A&M 11/19/16
 Receptions.....5 vs. Washington 9/1/18
 Rec. Yards.....42 at Mississippi St. 10/8/16
 Rec. Long.....42 at Mississippi St. 10/8/16
 Rec. TD.....1 ULM 11/18/17
 Kick Ret.....1 2x (last: at Clemson) 9/9/17
 Kick Ret Yds....19 at Clemson 9/9/17
 Kick Ret Lg.....19 at Clemson 9/9/17
 Career Rush TD...6
 Career Rec. TD...7
 Career TDs.....7
 100-yd Gm.....3

17 • MARQUIS McCLAIN

Receptions.....1 2x (last: UCF [Peach]) 1/1/18
 Rec. Yards.....37 Georgia 11/11/17
 Rec. Long.....37 Georgia 11/11/17

32 • MALIK MILLER

Rush Attempts...9 2x (last: at Missouri) 9/23/17
 Rush Yards.....45 ULM 10/1/16
 Rush Long.....17 Tennessee 10/13/18
 Rush TD.....2 at Ole Miss 10/20/18
 Receptions.....6 Tennessee 10/13/18
 Rec. Yards.....57 Tennessee 10/13/18
 Rec. Long.....30 Southern Miss 9/29/18
 Rec TD.....1 at Alabama 11/24/18
 Career Rush TD...5
 Career Rec. TD...1
 Carrer TD.....6

35 • JAMES OWENS MOSS

Rush Attempts...1 Liberty 11/17/18
 Rush Yards.....5 Liberty 11/17/18
 Rush Long.....5 Liberty 11/17/18

99 • SPENCER NIGH

Receptions.....1 vs. Oregon 8/31/19
 Rec. Yards.....9 vs. Oregon 8/31/19
 Rec. Long.....9 vs. Oregon 8/31/19

10 • BO NIX

Completions.....13 vs. Oregon 8/31/19
 Pass Attempts...31 vs. Oregon 8/31/19
 Pass Long.....38 vs. Oregon 8/31/19
 Pass Yards.....177 vs. Oregon 8/31/19
 Pass Yards (qtr)75 vs. Oregon (4th) 8/31/19
 Pass TD.....2 vs. Oregon 8/31/19
 Interceptions...2 vs. Oregon 8/31/19
 Rush Attempts...7 vs. Oregon 8/31/19
 Rush Yards.....42 vs. Oregon 8/31/19
 Rush Long.....19 vs. Oregon 8/31/19
 Rush TD..... vs. Oregon 8/31/19
 Rush TD..... vs. Oregon 8/31/19
 Pass TD.....2 vs. Oregon 8/31/19
 150-Yd Pass.....1 vs. Oregon 8/31/19
 Career TDs.....2

24 • CORD SANDBERG

Completions.....1 Alabama St. 9/8/18
 Pass Attempts...1 Alabama St. 9/8/18
 Pass Yards.....22 Alabama St. 9/8/18
 Pass Long.....22 Alabama St. 9/8/18
 Rush Attempts...3 Alabama St. 9/8/18
 Rush Yards.....35 Alabama St. 9/8/18
 Rush Long.....15 Alabama St. 9/8/18

5 • ANTHONY SCHWARTZ

Receptions.....3 4x (last: Purdue) 12/28/18
 Rec. Yards.....83 Tennessee 10/13/18
 Rec. Long.....76 Tennessee 10/13/18
 Rec. TD.....1 2x (last: Tennessee) 10/13/18
 Rush Attempts...4 2x (last: Purdue) 12/28/18
 Rush Yards.....50 Alabama St. 9/8/18
 Rush Long.....23 Alabama St. 9/8/18
 Rush TD.....1 5x (last: Purdue) 12/28/18
 Career Rush TD...5
 Career Rec. TD...2
 Career TDs.....7

47 • JOHN SAMUEL SHENKER

Receptions.....1 3x (last: at Georgia) 11/10/18
 Rec. Yards.....26 at Miss. St. 10/6/18
 Rec. Long.....26 at Miss. St. 10/6/18
 Rec. TD.....1 at Georgia 11/10/18
 Career Rec. TD...1

25 • SHAUN SHIVERS

Rush Attempts...13 Alabama St. 9/8/18
 Rush Yards.....117 Alabama St. 9/8/18
 Rush Long.....30 at Georgia 11/10/18
 Rush TD.....1 3x (last: Liberty) 11/17/18
 Receptions.....1 2x (last: Tennessee) 10/13/18
 Rec. Yards.....-2 Tennessee 10/13/18
 Rec. Long.....-2 Tennessee 10/13/18
 KO Returns.....1 Tennessee 10/13/18
 KOR Yards.....7 Tennessee 10/13/18
 KOR Long.....7 Tennessee 10/13/18
 Career Rush TD...3
 100-yd Gm.....1

12 • ELI STOVE

Rush Attempts...4 Georgia 11/11/17
 Rush Yards.....94 Arkansas 10/22/16
 Rush Long.....78 Arkansas 10/22/16
 Rush TD.....1 3x (last: UCF [Peach]) 1/1/18
 Receptions.....5 at Ole Miss 10/29/16
 Rec. Yards.....87 at Alabama 11/26/16
 Rec. Long.....57 Mississippi St. 9/30/17
 Rec. TD.....11 vs. Oregon 8/31/19
 AP Yards.....106 Arkansas 10/22/16
 Career Rush TD...3
 Career Rec. TD...1
 Career TDs.....4

28 • JATARVIOUS WHITLOW

Rush Attempts 24 vs. Oregon 8/31/19
 Rush Yards.....170 at Ole Miss 10/20/18
 Rush Long.....54 at Ole Miss 10/20/18
 Rush TD.....2 2x (last: Purdue) 12/28/18
 Receptions.....4 at Ole Miss 10/20/18
 Rec. Yards.....66 Purdue 12/28/18
 Rec. Long.....66 Purdue 12/28/18
 Rec. TD.....1 2x (last: Purdue) 12/28/18
 Kick Ret.....2 vs. Washington 9/1/18
 Kick Ret Yds....44 vs. Washington 9/1/18
 Kick Ret Lg.....36 LSU 9/15/18
 Pass Comp.....1 at Georgia 11/10/18
 Pass Yards.....9 at Georgia 11/10/18
 Pass Long.....9 at Georgia 11/10/18
 Pass TD.....1 at Georgia 11/10/18
 Career Rush TD...6
 Career Rec. TD...2
 Career Pass TD...1
 100-yd Gm.....4

18 • SETH WILLIAMS

Receptions.....5 2x (last: Liberty) 11/17/18
 Rec. Yards.....109 Liberty 11/17/18
 Rec. Long.....62 Ole Miss 10/20/18
 Rec. TD.....2 Texas A&M 11/3/18
 Career Rec. TD...6

SPECIALISTS

26 • ANDERS CARLSON

FG Attempts.....5 vs. Washington 9/1/18
 FGs Made.....3 3x (last: Liberty) 11/17/18
 Career Long.....53 2x (last: Liberty) 11/17/18
 Career 50+ FGs...2
 FG Blocked.....1 Southern Miss 9/29/18
 Touchbacks.....6 2x (last: Arkansas) 9/22/18

90 • ARRYN SIPOSS

Punts.....8 2x (last: Texas A&M) 11/3/18
 Punt Avg.....49.0 Purdue 12/28/18
 Long Punt.....60 Arkansas 9/22/18
 Inside 20.....2 7x (last: vs. Oregon) 8/31/19

AUBURN DEFENSIVE CAREER BESTS

10 • DEVAN BARRETT

Tackles 1 3x (last: Liberty) 11/17/18
 Career Tackles ... 3
 Rush Attempts ... 5 Georgia Southern 9/2/17
 Rush Yards 26 Georgia Southern 9/2/17
 Rush Long 14 ULM 11/18/17
 Receptions 3 Mercer 9/16/17
 Rec. Yards 17 Mercer 9/16/17
 Ret. Long 9 Mercer 9/16/17
 Rec. TD 1 at Arkansas 10/21/17
 Career Rec. TD... 1

33 • K.J. BRITT

Tackles 7 vs. Oregon 8/31/19
 TFL 1.5 2x (last: vs. Oregon) 8/31/19
 PBU 1 Alabama St. 9/8/18
 Career Tackles 34
 Career TFL 3.5
 Career PBU 1
 Leading Tackler.. 1 Last: Alabama St. 9/8/18

5 • DERRICK BROWN

Tackles 9 LSU 9/15/18
 Sacks 1.0 7x (last: Purdue) 12/28/18
 TFL 2.5 Texas A&M 11/3/18
 FF 1 3x (last: Texas A&M) 11/3/18
 FR 1 2x (last: Liberty) 11/17/18
 PBU 1 4x (last: Liberty) 11/17/18
 Career Tackles 118
 Career Sacks ... 9.0
 Career TFL 21.0
 Career PBU 4
 Career FF 3
 Career FR 1 Last: at Texas A&M 11/4/17
 Leading Tackler.. 1

1 • BIG KAT BRYANT

Tackles 3 Tennessee 10/13/18
 TFL 1.0 5x (last: Liberty) 11/17/18
 Sacks 1.0 5x (last: Liberty) 11/17/18
 FF 1 2x (last: Liberty) 11/17/18
 FR 1 vs. Oregon 8/31/19
 PBU 1 3x (last: Purdue) 12/28/18
 INT 1 Purdue 12/28/18
 Career Tackles 25
 Career TFL 7.0
 Career Sacks ... 6.0
 Career FF 2
 Career FR 1
 Career PBU 2
 Career INT 1

91 • NICK COE

Tackles 6 2x (last: at Arkansas) 10/21/17
 TFL 3.5 at Ole Miss 10/20/18
 Sacks 3.5 at Ole Miss 10/20/18
 FF 1 2x (last: Texas A&M) 11/3/18
 PBU 1 ULM 11/18/17
 Career Tackles 59
 Career Sacks 10.0
 Career TFL 17.0
 Career FF 2
 Career FR 1
 Career PBU 1
 Leading Tackler.. 1 Last: at Arkansas 10/21/17

3 • MARLON DAVIDSON

Tackles 10 at Miss. St. 10/6/18
 TFL 2.0 Georgia Southern 9/2/17
 Sacks 2.0 Georgia Southern 9/2/17
 FF 1 2x (last: at Clemson) 9/9/17
 FR 1 3x (last: Texas A&M) 11/3/18
 PBU 2 Arkansas 10/22/16
 Career Tackles 129
 Career Sacks ... 9.5
 Career TFL 17.0
 Career FF 2
 Career FR 3
 Career PBU 8

13 • JAVARIS DAVIS

Tackles 8 Tennessee 10/13/18
 TFL 3.0 at Alabama 11/26/16
 Sacks 1.0 2x (last: Purdue) 12/28/18
 PBU 2 6x (last: at Ole Miss) 10/20/18
 INT 1 6x (last: Purdue) 12/28/18
 FF 1 ULM 11/18/17
 Career Tackles 111
 Career TFL 10.0
 Career Sacks ... 2.0
 Career INT 6
 Career PBU 22
 Career FF 1

20 • JEREMIAH DINSON

Tackles 15 at Miss. St. 10/8/18
 Sacks 1.0 3x (last: vs. Oregon) 8/31/19
 TFL 2.0 vs. Oregon 8/31/19
 FF 1 Texas A&M 11/3/18
 FR 1 at Clemson 9/9/17
 PBU 1 7x (last: Texas A&M) 11/3/18
 INT 1 2x (last: at Miss. St.) 10/8/18
 Career Tackles 139
 Career Sacks ... 3.0
 Career TFL 8.5
 Career FF 1
 Career FR 1
 Career PBU 7

Career INT 2
 Leading Tackler.. 3 Last: vs. Oregon 8/31/19

46 • DEVIN GUICE

Tackles 2 Liberty 11/17/18
 TFL 1.0 Purdue 12/28/18
 Career Tackles ... 4
 Career TFL 1.0

30 • MICHAEL HARRIS

Tackles 1 2x (last: Liberty) 11/17/18
 Career Tackles ... 2

4 • NOAH IGBINOGHENE

Tackles 7 at Alabama 11/24/18
 TFL 1.5 at Miss. St. 10/6/18
 PBU 3 Liberty 11/17/18
 FF 1 Arkansas 9/22/18
 INT 1 Texas A&M 11/3/18
 Career Tackles 53
 Career TFL 1.5
 Career PBU 11
 Career FF 1
 Career INT 1

Receptions 3 Mercer 9/16/17
 Rec. Yards 24 Mercer 9/16/17
 Rec. Long 14 Mercer 9/16/17
 Rush Attempts ... 1 Georgia Southern 9/2/17
 Rush Yards 11 Georgia Southern 9/2/17
 Rush Long 11 Georgia Southern 9/2/17
 Kick Ret. 6 UCF [Peach] 1/1/18
 Kick Ret Yds... 174 UCF [Peach] 1/1/18
 Kick Ret Lg 96 Arkansas [TD] 9/22/18

92 • ALEC JACKSON

Tackles 3 Alabama St. 9/8/18
 TFL 1.0 Alabama St. 9/8/18
 Career Tackles ... 4
 Career TFL 1.0

45 • CALEB JOHNSON

Tackles 1 2x (last: Liberty) 11/17/18
 Career Tackles ... 2

14 • TRAVON LEONARD

Tackles 2 Ole Miss 10/7/17
 PBU 1 Mercer 9/16/17
 Career Tackles ... 5
 Career PBU 1

36 • JOSH MARSH

Tackles 1 Alabama St. 9/8/18
 FF 1 Alabama St. 9/8/18
 Career Tackles ... 1
 Career FF 1

35 • ZAKOBY McCLAIN

Tackles 4 vs. Oregon 8/31/19
 TFL 1.0 vs. Oregon 8/31/19
 Sacks 0.5 vs. Oregon 8/31/19
 PBU 1 Liberty 11/17/18
 Career Tackles ... 8

23 • ROGER McCREARY

Tackles 2 2x (last: vs. Oregon) 8/31/19
 Career Tackles ... 7

8 • COYNIS MILLER

Tackles 1 5x (last: at Alabama) 11/24/18
 TFL 1.0 Texas A&M 11/3/18
 Career Tackles ... 5
 Career TFL 1.0

21 • SMOKE MONDAY

Tackles 4 Southern Miss 9/29/18
 Sacks 1.0 2x (last: Arkansas) 9/22/18
 TFL 1.0 2x (last: Arkansas) 9/22/18
 INT 1 Liberty 11/17/18
 Punt Blks 1 at Alabama 11/24/18
 Career Tackles ... 11
 Career Sacks ... 2.0
 Career TFL 2.0
 Career INT 1

55 • T.D. MOULTRY

Tackles 3 3x (last: Texas A&M) 11/3/18
 Sacks 1.0 2x (last: Liberty) 11/17/18
 TFL 1.0 4x (last: Liberty) 11/17/18
 FF 1 Liberty 11/17/18
 Career Tackles 26
 Career TFL 5.0
 Career Sacks ... 3.0
 Career FF 1

44 • DAQUAN NEWKIRK

Tackles 2 2x (last: at Ole Miss) 10/20/18
 Career Tackles ... 7

10 • OWEN PAPPQE

Tackles 5 vs. Oregon 8/31/19
 PBU 1 vs. Oregon 8/31/19
 Career Tackles ... 5
 Career PBU 1

15 • JORDYN PETERS

Tackles 8 UCF [Peach] 1/1/18
 Sacks 1.0 2x (last: Alabama St.) 9/8/18
 TFL 2.5 Southern Miss 9/29/18
 FF 1 at Missouri 9/23/17
 FR 1 Southern Miss 9/29/18
 PBU 1 3x (last: Arkansas) 9/22/18
 Punt Blks 1 3x (last: Liberty) 11/17/18
 Punt Ret. 1
 Punt Ret. Yds... 12
 Punt Ret. Long... 1
 Career Tackles 48
 Career Sacks ... 2.0
 Career TFL 5.0
 Career FF 1
 Career FR 1
 Career PBU 3
 Leading Tackler.. 1 Last: UCF [Peach] 1/1/18

9 • JAMIEN SHERWOOD

Tackles 4 Alabama St. 9/8/18
 TFL 1.0 at Ole Miss 10/20/18
 Sacks 1.0 at Ole Miss 10/20/18
 INT 1 Alabama St. 9/8/18
 PBU 2 Alabama St. 9/8/18
 Career Tackles 25
 Career TFL 1.5
 Career Sacks ... 1.5
 Career INT 1
 Career PBU 4

24 • DANIEL THOMAS

Tackles 12 Texas A&M 11/3/18
 TFL 1.5 Alabama A&M 11/19/16
 PBU 2 3x (last: Alabama St.) 9/8/18
 Interceptions... 2 2x (last: Alabama St.) 9/8/18
 FF 1 2x (last: at Georgia) 11/10/18
 FR 1 2x (last: Arkansas) 9/22/18
 Career Tackles 131
 Career INT 5
 Career FF 2
 Career FR 2
 Career PBU 12
 Career TFL 3.5
 Leading Tackler.. 4 Last: Texas A&M 11/3/18

94 • TYRONE TRUESDELL

Tackles 6 vs. Oregon 8/31/19
 TFL 1.0 2x (last: vs. Oregon) 8/31/19
 Sacks 0.5 vs. Oregon 8/31/19
 FR 1 at Missouri 9/23/17
 PBU 1 Purdue 12/28/18
 Career Tackles 20
 Career TFL 2.5
 Career Sacks ... 0.5
 Career PBU 1

6 • CHRISTIAN TUTT

Tackles 6 at Georgia 11/10/18
 TFL 1.0 Texas A&M 11/3/18
 Sacks 1.0 Texas A&M 11/3/18
 Interceptions... 1 Southern Miss 9/29/18
 Punt Ret. 5 vs. Oregon 8/31/19
 Punt Ret. Yds... 64 vs. Oregon 8/31/19
 Punt Ret. Lg.... 41 vs. Oregon 8/31/19
 Career Tackles 30
 Career TFL 1.0
 Career Sacks ... 1.0
 Career INT 1

97 • GARY WALKER

Tackles 1 4x (last: Liberty) 11/17/18
 TFL 1.0 ULM 10/1/16
 Safety 1 ULM 10/1/16
 FR 1 Liberty 11/17/18
 Career Tackles ... 4
 Career TFL 1.0

31 • CHANDLER WOOTEN

Tackles 4 Ole Miss 10/7/17
 Career Tackles 20


AUBURN COACHING STAFF ROSTER



Gus Malzahn
Head Coach



Rodney Garner
Associate Head Coach/
Defensive Line



Kenny Dillingham
Offensive Coordinator/QBs
PRESS BOX



Kevin Steele
Defensive Coordinator



Kodi Burns
Co-Offensive Coord./
Passing Game Coord./
Wide Receivers



J.B. Grimes
Offensive Line



Wesley McGriff
Defensive Backs



Larry Porter
Tight Ends & H-Backs/
Special Teams Coordinator



Carnell Williams
Running Backs



Travis Williams
Co-Defensive Coord./
Linebackers



Marcus Woodson
Defensive Backs
PRESS BOX