



2012 AUBURN FOOTBALL GAME NOTES

Auburn Media Relations | 392 South Donahue Drive | Auburn, AL 36849 | 334.844.9800

AuburnTigers.com | Facebook: Facebook.com/AUathletics | Twitter: @FootballAU and @AUathletics

COACHES

Gene Chizik (Florida, 1985)

Auburn Record 32-18 (4th year)
vs. Alabama A&M first meeting
Overall Record 37-37 (6th year)
vs. Alabama A&M first meeting

Anthony Jones (Wichita State, 1984)

Alabama A&M Record 79-48 (11th year)
vs. Auburn first meeting
Overall 97-60 (14th year)
vs. Auburn first meeting

SERIES

First meeting between the schools

RANKINGS

Auburn not ranked
Alabama A&M not ranked

TV | Auburn Pay-Per-View

Andy Burcham Play-by-Play
Ben Leard Analysis

RADIO | AUBURN IMG NETWORK

The Auburn IMG Sports Network provides coverage via 50+ stations covering the Southeast: Rod Bramblett (play-by-play); Stan White (color); Quentin Riggins (sideline); Paul Ellen (studio/SEC Report); Andy Burcham (locker room).

SATELLITE RADIO 112 Sirius/198 XM
IN AUBURN WKKR-FM (97.7)
ONLINE AuburnTigers.com

AUBURN FOOTBALL MEDIA RELATIONS

Kirk Sampson Associate AD
sampska@auburn.edu
Shelly Poe Assistant AD/Primary Contact
slp0019@auburn.edu
Matt Crouch Associate Dir./Secondary Contact
mbc0002@auburn.edu
Bob Grant Assistant Dir./Secondary Contact
grantr@auburn.edu
Taylor Bryan Assistant Dir./Secondary Contact
jtb0028@auburn.edu
Todd VanEmst Photographer
vanemstj@auburn.edu
Steve Sain Videographer
saino2001@yahoo.com
Main Office Phone: 334.844.9800 | Fax: 334.844.9807
Web site: www.AuburnTigers.com
Live stats: Auburn.Statbroadcast.com



GAME 11

AUBURN (2-8, 0-7 SEC) vs. Alabama A&M (7-3, 6-3 SWAC)

VS.



Nov. 17, 2012 | 1 p.m. CT

TV: PPV | Radio: Auburn IMG Sports Network

Jordan-Hare Stadium (87,451) | Auburn, Ala.

THE GAME

Auburn (2-8, 0-7 SEC) hosts Alabama A&M (7-3, 6-3 SWAC) on Saturday, November 17, 2012, at Jordan-Hare Stadium (87,451) in Auburn. Kickoff is 1:00 p.m. CT; the game will be televised on a pay-per-view basis.

FIRST AND 10

- This is the first-ever meeting between Auburn and Alabama A&M in football
- Auburn's 13 seniors will be recognized in ceremonies before their final home game: Daren Bates, T'Sharvan Bell, DeAngelo Benton, Emory Blake, Jonathan Evans, Philip Lutzenkirchen, Onterio McCalebb, Ikeem Means, Anthony Morgan, Ashton Richardson, Travante Stallworth, John Sullen and Jamar Travis
- The 2012 seniors have a career record of 32-18 entering Saturday's game
- The Auburn field goal defense unit has blocked three kicks this season, two of those by Angelo Blackson and one by Corey Lemonier
- Linebacker Ashton Richardson has been chosen as a Rhodes Scholar finalist; he is one of 12 finalists to interview for two scholarship positions Nov. 16-17 in Birmingham
- Linebacker Daren Bates' 62 yard fumble return for a touchdown against New Mexico State was the second longest such play in Auburn records
- Demetruce McNeal is third in the SEC (9.00 tackles/game); teammates Daren Bates (8.90) and Jermaine Whitehead (7.90) rank fifth and ninth among conference tacklers
- Onterio McCalebb is just the second player in SEC history to tally more than 2,000 yards rushing (2,485), 1,000 kick return yards (1,287) and 500 receiving yards (571)
- McCalebb ranks first among NCAA active players in career rushing yards per carry, with a 6.40 yards-per-carry career average in 48 games
- Auburn has won 76 consecutive games when scoring 30 or more points

AUBURN (2-8, 0-7 SEC)			ALABAMA A&M (7-3, 6-3 SWAC)		
Date	Opponent	Score/Time	Date	Opponent	Score/Time
Sept. 3	vs. #14 Clemson (ESPN)	L, 19-26	Sept. 1	vs. Tuskegee	W, 7-6
Sept. 8	at Mississippi State (ESPN)	L, 10-28	Sept. 8	at Arkansas-Pine Bluff	W, 14-10
Sept. 15	LOUISIANA-MONROE (SECN)	W, 31-28/OT	Sept. 15	PRAIRIE VIEW A&M	W, 42-30
Sept. 22	#2 LSU (ESPN)	L, 10-12	Sept. 22	at Texas Southern	W, 42-13
Oct. 6	ARKANSAS (ESPN2)	L, 7-24	Sept. 29	GRAMBLING STATE	W, 38-17
Oct. 13	at Ole Miss (SECN)	L, 20-41	Oct. 6	at Mississippi Valley State	W, 35-0
Oct. 20	at Vanderbilt (SECN)	L, 13-17	Oct. 13	ALCORN STATE	L, 20-21
Oct. 27	#22 TEXAS A&M (ESPNU)	L, 21-63	Oct. 27	vs. Alabama State	W, 13-31
Nov. 3	NEW MEXICO STATE (CSS/Homecoming)	W, 42-7	Nov. 3	SOUTHERN	W, 24-23
Nov. 10	GEORGIA (ESPN2)	L, 0-38	Nov. 10	at Jackson State	L, 21-35
Nov. 17	ALABAMA A&M [PPV]	1 p.m.	Nov. 17	at Auburn	1 p.m.
Nov. 24	at Alabama [CBS]	2:30 p.m.			

All times Central

All times Central



AUBURN FOOTBALL MEDIA INFORMATION

WEEKLY MEDIA SUMMARY

SUNDAY: Coach Chizik conference call; Players post-practice
MONDAY: No practice/availability scheduled
TUESDAY: 11 a.m. Chizik Press Conference, players available post-press conference and post-practice, Coordinators available post-practice
WEDNESDAY: 12:10 p.m. SEC Teleconference; Coach Chizik, Assistant coaches available post-practice
THURSDAY: No scheduled availability; Tiger Talk (Chizik radio show) 7 p.m.
FRIDAY: No scheduled availability
SATURDAY: Game Day

SEC STANDINGS (As of Nov. 11, 2012)

WEST STANDINGS

Table with 5 columns: Team, SEC, Pct., Overall, Pct. Lists teams like Alabama, Texas A&M, LSU, Mississippi State, Ole Miss, Arkansas, Auburn.

EAST STANDINGS

Table with 5 columns: Team, SEC, Pct., Overall, Pct. Lists teams like Georgia, Florida, South Carolina, Vanderbilt, Missouri, Tennessee, Kentucky.

Ahead in the SEC

Saturday, November 17

Table listing game times for Saturday, Nov 17, including Alabama A&M at Auburn [PPV], Arkansas at Mississippi State [SECN], etc.

All Times Central

MEDIA AVAILABILITY All Times Central

PRACTICE

All practices are CLOSED to members of the media.

PLAYER INTERVIEWS

Player interviews should be arranged through the Auburn Media Relations Office. The following are the opportunities for player interviews, including phone interviews: Sunday post-practice, Tuesday following Coach Gene Chizik's press conference, and Tuesday post-practice.

Players are not available Wednesday-Friday.

ASSISTANT COACH INTERVIEWS

Auburn assistant coaches will be available to the media post-practice according to the following schedule this week: Tuesday - Defensive coordinator Brian VanGorder; Offensive coordinator Scot Loeffler; Wednesday - All other assistants.

MEDIA WEB SITE - CollegePressBox.com

CollegePressBox.com is the official media website for SEC Football. Access and download weekly game notes, quotes, statistics, media guides, headshots, logos and more for the conference and each of its member schools.

AUBURN GAME WEEK VIDEO

The Auburn Media Relations office provides video via XOS Digital throughout the season. These videos include interviews, game footage and other feature material. Videos will be posted each Tuesday prior to a game, as well as at other times throughout the week.

GENE CHIZIK AVAILABILITY

SUNDAY

Gene Chizik Teleconference

Coach Chizik will typically be available to Auburn and opponents' beat writers each Sunday afternoon at 4:30 p.m. in the Media Relations office and on a teleconference for media only.

TUESDAY

Gene Chizik Press Conference

Each Tuesday at 11 a.m. in the auditorium of the Auburn Athletic Complex, Auburn will hold its weekly football press conference with head coach Gene Chizik. The press conference can also be accessed by the media in a listen only mode by dialing 1-212-812-4494, enter 2884 4377.

WEDNESDAY

SEC Teleconference

Each of the SEC coaches are featured on a teleconference each Wednesday at 10 a.m. Coach Chizik begins at 12:10 a.m. Contact the SEC office for teleconference phone numbers.

THURSDAY

Tiger Talk

Coach Chizik's comments may be heard on the Auburn IMG Sports Network beginning at 7 p.m. each Thursday night. The one-hour weekly radio show offers Auburn fans the opportunity to ask questions regarding the Auburn football team.

AUBURN MEDIA RELATIONS

Official website www.auburntigers.com
Twitter @FootballAU
Facebook www.facebook.com/AUathletics

HOW TO CONTACT

Media Relations (Complex) 334-844-9800
Media Relation FAX (Complex) 334-844-9807

Shelly Poe (Primary Contact)

cell: 334-707-4910
email: slp0019@auburn.edu

Kirk Sampson (Chizik requests)

cell: 334-750-1385
e-mail: sampska@auburn.edu

Bob Grant

cell: 334-740-0934
e-mail: grantrs@auburn.edu

Matt Crouch

cell: 334-740-4109
e-mail: mcrouch@auburn.edu

Todd Van Emst (Photographer)


cell: 334-740-1380
e-mail: todd@auburn.edu

Steve Sain (Videographer)

cell: 334-750-1388
email: saino2001@yahoo.com



2012 SCHEDULE/OPPONENTS

	vs. #14/14 Clemson Sept. 1 Atlanta, Ga. L, 19-26 ESPN	Chick-fil-A Kickoff Classic game in Georgia Dome ... first career start for QB Kiehl Frazier ... first career 100-yard rushing game for Tre Mason (106) ... career-best 109 yards receiving for Emory Blake ... four Tigers had double-digit tackles: Smith, Whitehead, Holland, Bates ... Corey Lemonier and Dee Ford each with two sacks.
	at Mississippi State Sept. 8 Starkville, Miss. L, 10-28 ESPN	Onterio McCalebb 100-yard kickoff return for touchdown was Auburn's longest since 2000 ... fifth KOR for TD of Chizik era ... safety Demetruce McNeal leading tackler with 18 ... blocked field goal by Angelo Blackson was AU's first since 2009 ... Auburn lost turnover battle 5-1 ... Bulldogs' first win in the series since 2007.
	vs. Louisiana-Monroe Sept. 15 Auburn, Ala. W, 31-28 (OT) SEC Network	Cody Parkey 35-yard field goal game-winner after Angelo Blackson blocked a ULM FG attempt in overtime ... 12th overtime game in AU history ... Onterio McCalebb 128 yds rushing, 1 TD ... TD catches by Sammie Coates and Kiehl Frazier, both 33 yards ... Tre Mason rushed for 90 yds and a TD ... Corey Lemonier also blocked a field goal.
	vs. LSU Sept. 22 Auburn, Ala. L, 12-14 ESPN	Auburn held No. 2 LSU to its lowest scoring total of the season ... second-fewest points allowed against an SEC opponent during Chizik era ... Philip Lutzenkirchen career best 5 receptions, most by an AU tight end since 2003 ... Cody Parkey extended his consecutive FG string to 9 ... Steven Clark with two 50-yd punts for second time in career
	vs. Arkansas Oct. 6 Auburn, Ala. L, 7-24 ESPN2	Career-best 118 yards receiving on 10 catches for senior Emory Blake ... 10 different receivers caught passes for Auburn from QBs Kiehl Frazier and Clint Moseley ... AU's offensive efforts were thwarted by 5 turnovers and 8 sacks ... Jonathon Mincy led Auburn tacklers with 8 ... Cody Parkey streak of 9 consecutive field goals was broken on a 49-yard attempt
	at Ole Miss Sept. 13 Oxford, Miss. L, 20-41 SEC Network	17-point second quarter highest-scoring quarter of season ... TB Tre Mason career high two touchdowns, on runs of 1 and 6 yards ... LB Daren Bates, with career-high 16 tackles, records his 10th career double-figure tackle effort ... first start of season at QB for junior Clint Moseley ... third-longest time of possession (34:20) for AU in the Chizik era
	at Vanderbilt Oct. 20 Nashville, Tenn. L, 13-17 SEC Network	Tre Mason leading ground gainer with 85 yards and a TD ... Emory Blake 4 receptions from Clint Moseley ... Cody Parkey good on field goals of 27 and 39 yards ... freshman LB Cassanova McKinzy, making first career start, team leader with 12 tackles ... safety Demetruce McNeal also with 12 tackles, his fourth double-figure effort of the season
	vs. Texas A&M Oct. 27 Auburn, Ala. L, 21-63 ESPNU	AU played three quarterbacks: Moseley, Frazier and Wallace ... freshman Wallace threw two TD passes, each 27 yards, to Emory Blake and C.J. Uzomah ... Blake, with 106 yards receiving, records 7th career 100-yard game ... safety Demetruce McNeal leading tackler with 10; Jermaine Whitehead with 8 ... Nosa Eguae records first sack of season
	vs. New Mexico State Nov. 3 Auburn, Ala. W, 42-7 CSS	Freshman QB Jonathan Wallace makes first start ... double 100-yd rushers in Tre Mason (152/1 TD) and Onterio McCalebb (113/2 TD) for first time since 2010 ... Daren Bates 62-yd fumble return for TD second longest in Auburn history; first defensive TD of season ... Demetruce McNeal 10 tackles, sack and forced and recovered a fumble
	vs. Georgia Nov. 10 Auburn, Ala. 6 p.m. ESPN2	Georgia ties all-time record in Deep South's Oldest Rivalry 54-54-8 ... Emory Blake eighth career 100-yard receiving game with 104 yards on 6 catches ... QB Jonathan Wallace 15-22 passing for 181 yards ... freshman Cassanova McKinzy leading tackler with 7, while Dee Ford, Demetruce McNeal, Jermaine Whitehead each added 6 stops
	vs. Alabama A&M Nov. 17 Auburn, Ala. 1 p.m. PPV	
	at Alabama Nov. 24 Tuscaloosa, Ala. 2:30 p.m. CBS	

AUBURN BY THE NUMBERS

Category	2012	Chizik Era
Record	2-8	32-18
SEC	0-7	15-16
West	0-6	9-12
East	0-1	6-4
Non-Conference	2-1	17-2
Home	2-4	22-7
Away	0-3	6-10
Neutral	0-1	4-1
Day	2-4	17-10
Night	0-4	15-8
TV Games	2-8	29-18
ABC	0-0	0-1
CBS	0-0	6-4
ESPN	0-3	8-5
ESPN2	0-2	4-4
ESPNU	0-1	2-2
ESPN3D	0-1	3-1
FSN	0-0	4-0
SEC Network	1-2	3-2
CSS	1-0	1-0
Scoring first	1-1	18-6
Opponent scoring first	1-7	14-12
Leading at half	2-1	24-3
Trailing at half	0-5	5-11
Tied at half	0-2	3-4
Leading after Third Quarter	2-0	25-2
Trailing after Third Quarter	0-7	5-14
Tied after Three Quarters	0-1	2-2
Overtime Games	1-0	3-0
Scoring fewer than 20 points	0-6	3-12
Scoring 20+ points	2-2	29-6
Scoring 30+ points	2-0	24-0
Allowing fewer than 20 points	1-2	11-2
Allowing 20+ points	1-6	5-15
Allowing 30+ points	0-3	10-11
Rushing for less than 100 yards	0-4	1-7
Rushing for 100+ yards	2-4	31-11
Rushing for 200+ yards	2-0	24-4
Passing for 200+ yards	0-2	17-4
Passing for 300+ yards	0-0	5-0
Totaling less than 300 yards	0-5	1-9
Totaling 300+ yards	2-3	31-9
Totaling 400+ yards	2-0	25-1
Allowing less than 100 yards	0-0	10-1
Allowing less than 300 yards	0-0	9-1
Allowing 300+ yards	2-8	23-17
Having 100-yard rusher	2-1	20-5
Opp 100 yard rusher	0-5	7-9
No Turnovers	0-2	7-2
Fewer than 3 turnovers	2-4	27-10
3 or more turnovers	0-3	2-7
No takeaways	1-3	6-7
Fewer than 3 takeaways	1-4	21-13
3 or more takeaways	0-1	9-1
More than 30:00 of possession	1-2	15-3
Less than 30:00 of possession	1-6	17-14



STATISTICAL COMPARISON

Auburn vs. Alabama A&M 2012 Per Game Statistics

Table with 3 columns: Statistic, AU, AAMU. Rows include Points, Total Offense, First Downs, Rushing Yards, Passing Yards, Time of Possession, 3rd Down Pct., Points Allowed, Yards Allowed, Rushing Yards Allowed, Passing Yards Allowed.

STATISTICAL LEADERS

RUSHING YARDS

Table with 3 columns: AUBURN, ALABAMA A&M, Value. Rows: Tre Mason (739), Onterio McCalebb (469), Mike Blakely (138); Kaderius Lacey (891), Deaunte Mason (318), Brendon Johnson (245).

PASSING YARDS

Table with 3 columns: AUBURN, ALABAMA A&M, Value. Rows: Kiehl Frazier (753), Jonathan Wallace (478), Clint Moseley (373); Deaunte Mason (1880).

RECEPTIONS

Table with 3 columns: AUBURN, ALABAMA A&M, Value. Rows: Emory Blake (45), Philip Lutzenkirchen (15), Onterio McCalebb (15), Quan Bray (14); Montarius Smith (45), Reshaad DeJarnett (31), Bobby Goldsby (19).

POINTS SCORED

Table with 3 columns: AUBURN, ALABAMA A&M, Value. Rows: Cody Parkey (53), Tre Mason (36), Onterio McCalebb (30), Emory Blake (18); Kaderius Lacey (54), Deaunte Mason (54), Chance Wilson (46).

TACKLES

Table with 3 columns: AUBURN, ALABAMA A&M, Value. Rows: Demetruce McNeal (90), Daren Bates (89), Jermaine Whitehead (79), Jake Holland (62), Jonathon Mincy (51); Vernon Marshall (94), Montay Rover (51), Denzel Cotton (49), Robert Nelson (41), Reginald Bailey (37).

INTERCEPTIONS

Table with 3 columns: AUBURN, ALABAMA A&M, Value. Rows: Daren Bates (1); 4 players with (2).

SACKS

Table with 3 columns: AUBURN, ALABAMA A&M, Value. Rows: Corey Lemonier (5.5), Dee Ford (4.0), Daren Bates (2.0); Preston Nelson (3.0), Melvin Payne (3.0), Corey Johnson (2.5).

Series Records

This will be the first-ever meeting between Auburn and Alabama A&M on the football field. Auburn has never faced any of the members of the SWAC conference previously.

Auburn has an all-time record of 89-46-2 against teams from the state of Alabama, including Alabama, UAB, Birmingham Southern, Camp Sheridan, Marion Institute, Maxwell Field, Montgomery, North Alabama A.C., Samford and Spring Hill.

This will be the 35th time in the modern era (since 1946) that Auburn played consecutive games against teams with the same nickname; the pairings included the Texas A&M and New Mexico State Aggies; Georgia, Mississippi State, Louisiana Tech, Samford and now Alabama A&M Bulldogs; and the Eagles of Boston College and Southern Miss.

In Home Finales

Auburn has an all-time record of 79-27-6 in the final game played in Auburn each season.

In Non-Conference Games

Under Gene Chizik, the Tigers are now 17-2 against non-conference opponents, their only losses coming versus Clemson, 38-24 in 2011 and 26-19 in this year's season opener. In non-conference matchups, Auburn is 13-0 at home, 0-1 in road games and 4-1 at neutral sites during the Chizik era.

SEC Numbers

In SEC action all-time, Auburn holds a 291-230-18 overall record. In SEC games played in Auburn, the Tigers are 118-52-6 all-time, and are 9-7 in SEC home contests under Gene Chizik since 2009.

In all SEC games played away from Auburn, the Tigers are 173-178-12 overall. Under Chizik, Auburn is 7-9 in SEC road play.

For Starters

When the Auburn-Texas A&M game kicks off, the Tigers will have a total of 45 players with at least one game of starting experience during their college careers.

Tops among those are: Daren Bates (45); Nosa Eguae (28); Emory Blake (25); Philip Lutzenkirchen (23); Corey Lemonier (23) and Onterio McCalebb (20).

Making their first career starts for Auburn during the 2012 season have been 15 different players: Angelo Blackson, Trent Fisher,

Joshua Holsey, Jonathan Jones and Cassanova McKinzy on defense; Kiehl Frazier, Jay Prosch, Tunde Fariyike, Greg Robinson, Avery Young, Tre Mason, Patrick Miller, Jaylon Denson, C.J. Uzomah and Jonathan Wallace on offense.

In November

Auburn is 220-175-21 (.554) all-time in November. The Tigers are 16-10 in the last 26 November games since the 2004 season.

Auburn's all-time home record in November is 89-33-5 (.724). Away from Auburn, the Tigers are 131-142-16 (.481) during the month of November. Auburn's November record under Gene Chizik is 6-5.

On November 17

Auburn has a 7-10 all-time record in all games played on the date of November 17. The all-time results:

- 1894: @Georgia Tech; W, 94-0
1900: Alabama@Montgomery; W, 53-5
1906: Alabama@Birmingham; L, 0-10
1911: @Texas; L, 5-18
1917: @Vanderbilt; W, 31-7
1923: Centre@Birmingham; L, 0-17
1928: Mississippi State@Birmingham; L,0-13
1934: Florida@Montgomery; L, 7-14
1945: Georgia@Columbus, GA; L, 0-35
1951: Georgia@Columbus, GA; L, 14-46
1956: Georgia@Columbus, GA; W, 20-0
1962: Georgia@Auburn; L, 21-30
1973: @Georgia; L, 14-28
1979: @Georgia; W, 33-13
1984: Georgia@Auburn; W, 21-12
1990: Georgia@Auburn; W, 33-10
2001: Alabama@Auburn; L, 7-31

30+ Points Equals Victory

Auburn has won 76 consecutive games when scoring 30 or more points. The last time the Tigers lost when registering at least 30 points was a 56-49, four overtime loss to Georgia in 1996. In its history, Auburn is now 293-4 all-time when scoring at least 30 points.

First College Action

A total of 22 different players have seen their first career action for Auburn during the 2012 season. The complete list: Mike Blakely, Sammie Coates, Kris Frost, Justin Garrett, Corey Grant, Kemiya Harrell, Forrest Hill, Joshua Holsey, Jonathan Jones, Jake Lembke, Ricardo Louis, Cassanova McKinzy, Patrick Miller, Ja'Brian Niles, Jay Prosch, Melvin Ray, Greg Robinson, Jordan Spriggs, Anthony



Swain, Jonathan Wallace, Christian Westerman, Avery Young.

Seven of those are true freshmen and eight are redshirt freshmen. Freshmen have made 28 starts for Auburn this season (19 by true freshmen; 9 by redshirt freshmen).

The O-Zone

Auburn's versatile Onterio McCalebb is just the second SEC player all-time to record more than 2,000 career rushing yards, 1,000 career kick return yards, and 500 career receiving yards. The first was Kentucky's Derrick Locke (2,618 yards rushing, 1,464 yards on kick returns, and 883 receiving yards from 2007-10.)

McCalebb now has 2,485 yards rushing to rank ninth among Auburn's career leaders. His 6.40 yards per carry average places him third all-time at Auburn, behind Brent Fullwood (7.15) and Bo Jackson (6.62). *That 6.40 average ranks McCalebb first among the NCAA's active players in that statistic.*

His 113-yard performance on the ground in the win over New Mexico State was McCalebb's fifth career 100-yard rushing game and his second this season. His 128 yards vs. ULM were the second-highest single game total of his career. With two TD runs of 38 and 7 yards against New Mexico State, McCalebb now has 22 career rushing touchdowns (10th best in AU history), and 27 touchdowns overall (eighth best at AU). McCalebb is fifth among Auburn's career all-purpose yardage leaders with 4,343 yards.

He is third on the receptions by a running back list with 60 and fifth for RB receiving yardage with 571; next is Carl Stewart (612/2004-07). McCalebb had a streak of 23 straight games where he caught at least one pass stopped against Texas A&M; he had 49 receptions for 430 yards during that span.

He ranks fifth in Auburn career kick return yardage (1,287). McCalebb's kickoff return for a touchdown to start the second half at Mississippi State was the second such score of his career; the senior from Fort Meade, Fla., scored on an 83-yd return vs. Alabama in 2011. It was Auburn's first 100-yard return since Tim Carter vs. LSU in 2000. The last player to return a kickoff for a touchdown vs. Mississippi State was Arkansas' Darren McFadden in 2006. During the Chizik Era, five kickoff returns have gone for touchdowns. AU had its previous five kickoff returns for TD in a 298-game span from 1984-2008.

The Line On Lutz

With Philip Lutzenkirchen sidelined by season-ending surgery, one of the most productive tight end careers in Auburn annals has concluded. Lutz finishes his career third all-time in Auburn career receiving yards by a tight end, with 628, passing Fred Baxter (1991-92) who had 584 career receiving yards. Lutz is second in career catches by a tight end with 59, behind only Cooper Wallace (63 rec/2002-05). Lutzenkirchen finished with the Auburn record for career touchdowns by a tight end with 14.

The 1-2-3 Punch

The third member of Auburn's skilled senior 1-2-3 Punch has been receiver Emory Blake, also making a mark on the record book. Blake had 104 yards on six catches versus Georgia, his eighth career 100-yard game (tied for third best all-time at Auburn).

Starting the season with a then career-best 109 receiving yards versus Clemson, Blake topped that total with 118 yards receiving on 10 catches against Arkansas, both career highs. This was the most catches by an Auburn receiver in a game since the 2009 season, when Darvin Adams had 10 receptions against Northwestern in the Outback Bowl. He had 106 yards on five receptions vs. Texas A&M.

With 123 receptions to date, Blake is just the ninth receiver in Auburn history to record 100 career catches; his current per-catch average of 15.82 yards is fifth among that group.

Blake is fifth on the Auburn career touchdown receptions list with 16 scores, including a 27-yard TD against Texas A&M. Blake is fifth on Auburn's all-time receptions list (123) and seventh in career receiving yardage (1,946).

Tackling Daren Bates

Senior linebacker Daren Bates, now with 311 career tackles, is 12th among Auburn's career tackle leaders. He recorded a career-best 16 tackles at Ole Miss, his fourth double-digit tackle game of the 2012 season.

Bates led Auburn with 104 tackles last year, and has recorded 89 tackles this season, an average of 8.9 per contest. Bates is fifth in the SEC in tackles per game average. No AU player since the NCAA began using press box tackle totals instead of coaches' film (2004) has had back-to-back 100+ seasons; the last to do so was Takeo Spikes in 1996-97.

QUICK FACTS

Auburn University

Location.....	Auburn, Ala.
Founded.....	1856
Joined SEC.....	1932 (Original member)
Enrollment.....	25,469
Nickname.....	Tigers
Colors.....	Burnt Orange and Navy Blue
Facility (Capacity).....	Jordan-Hare Stadium (87,451)
Jordan-Hare Stadium Record.....	287-74-7
Playing Surface.....	Natural Grass
President.....	Dr. Jay Gogue
Director of Athletics.....	Jay Jacobs
Faculty Representative.....	Dr. Mary Boudreaux

Football History

First Year of Football.....	1892
All-Time Record (Years).....	713-413-47 (120th)
All-Time SEC Record (Years).....	291-229-18 (79th)
Number of SEC Championships (Last).....	6 (2010)
All-Time Bowl Record.....	22-13-2
BCS Bowl Games.....	2 (2-0)
Number of National Championships (Years) ...	2 (1957, 2010)
First-Team All-Americans.....	71
National Coach of the Year winners.....	2
Broyles Award winners.....	2
Heisman Trophy winners.....	3
Lombardi Award winners.....	2
Manning Award winners.....	1
Maxwell Award winners.....	1
Davey O'Brien Award winners.....	1
Outland Trophy winners.....	2
Thorpe Award winners.....	1
First-Team All-SEC Selections.....	241

Team Facts

Head Coach.....	Gene Chizik
Alma Mater, Year.....	Florida, 1985
Year as Head Coach at Auburn.....	4th
Offensive Coordinator.....	Scot Loeffler
Defensive Coordinator.....	Brian VanGorder
Assistant Head Coach/Wide Receivers.....	Trooper Taylor
Tight Ends/Special Teams Coordinator.....	Jay Boulware
Offensive Line.....	Jeff Grimes
Running Backs/Recruiting Coordinator.....	Curtis Luper
Secondary.....	Willie Martinez
Defensive Line.....	Mike Pelton
Linebackers.....	Tommy Thigpen

Football Quick Facts

2011 Record.....	8-5
2011 SEC Record.....	4-4
SEC Finish.....	4th, Western Division
Bowl!.....	Chick-fil-A, def. Virginia, 38-24
Lettermen Returning/Lost.....	38/31
Starters Returning.....	6 (3 offense, 3 defense)
Starters Lost.....	16 (8 offense, 8 defense)



TIGERS PERFECT TWICE SINCE 2004

Auburn is the only Southeastern Conference team to record two perfect seasons since 2004, going 13-0 in '04 and 14-0 in 2010. Since the 2004 season, Auburn has won 43 of its 68 SEC games and 45 of its 71 games against SEC schools, including the 2004 (vs. Tennessee) and 2010 (vs. South Carolina) SEC Championship games. SEC record since 2004:

Table with 3 columns: Team, W-L, Pct. Lists Auburn's record against various SEC teams.

AUBURN IN OVERTIME

Auburn OT Record: 7-5
Home: 5-3
Road: 0-2
Neutral: 2-0
SEC: 1-4
Non-Conference: 6-1

Table with 3 columns: Date, Opponent, Result. Lists overtime game history.

All games 1 OT unless noted
Home Games All Caps
* Chick-fil-A Bowl
^ Outback Bowl

Auburn OT Records:
First OT Game in SEC History: Auburn vs. Georgia, 1996
Most OT Periods: 4, vs. Georgia, 1996
Most OT Points Scored: 21 vs. Georgia, 1996
Most Rushing Yards: 40, Carnell Williams vs. Syracuse, 2002
Most Passing Yards: 45, Dameyune Craig vs. Georgia, 1996
Most Receiving Yards: 23, Karsten Bailey vs. Georgia, 1996

Bates' fumble return for a touchdown of 62 yards against New Mexico State was the longest fumble return for a score in Auburn records since 1969; the previous long was 60 yards by Ed Graham at Florida State in 1984. (The longest ever at Auburn is believed to be a 91-yard return by Gusto Yearout in 1966 vs. Florida.) It was Bates' first career touchdown and the first defensive touchdown by Auburn this season.

Top Ten Tacklers

Three Auburn defenders rank among the top 10 tacklers in the SEC thus far this season. Safety Demetruce McNeal, whose best effort was an 18-tackle performance at Mississippi State, ranks third in the SEC at 9.0 tackles per game. Linebacker Daren Bates is fifth at 8.90 tackles per game. Safety Jermaine Whitehead, at 7.90 tackles per game, is ninth among the SEC leaders.

Tre Mason On The Carry

Sophomore Tre Mason's second-quarter touchdown run against New Mexico State was his fifth touchdown run in the last four games. It was Mason's sixth score of the season, most on the team.

Mason recorded his second 100-yard game of the season, gaining a career-high 152 against New Mexico State; his first came with 106 yards against Clemson. His 22 carries versus NMSU were also a career best. He leads Auburn in rushing this season with 739 yards on 138 carries, for a 5.4 per-carry average.

Items Of Note/Vs. Georgia

Tight end Brandon Fulse made his first catch of the season, an 8-yard reception from Jonathan Wallace in the second quarter.

Wallace's 15 pass completions were a season-best for Auburn quarterbacks.

The D-Line

Auburn's veteran defensive line can account for 105 career starts among seven Tigers: Nosa Eguae, Corey Lemonier, Jeffrey Whitaker, Kenneth Carter, Gabe Wright, Dee Ford and Angelo Blackson. They are averaging more than 17 tackles and four quarterback hurries per game.

That group accounted for 22 tackles in the opener with Clemson. Preseason All-American Corey Lemonier was credited with nine tackles and a pair of sacks (-7); that marks the third time in eight games that Lemonier recorded a multiple-sack game. Junior Dee Ford

had two sacks of Clemson's Tajh Boyd for -14 yards; those two sacks and his seven tackles overall were both career bests for Ford.

Against Mississippi State, the defensive line came up with 17 tackles, 3.5 TFL and a seven-yard sack by Lemonier. Angelo Blackson also blocked a Mississippi State field goal attempt, the first blocked field goal by Auburn since Jake Ricks had a field goal block versus Kentucky in 2009.

In the win over ULM, the defensive line accounted for 19 tackles, including an 8-yard sack by Ford, and 9 quarterback hurries; Lemonier led the group with 5 tackles and 4 hurries, and he blocked a third-quarter ULM field-goal attempt, the second blocked kick of his career (he previously blocked a South Carolina PAT attempt in 2011). And in overtime, Blackson tipped a ULM field goal attempt for his second block in as many weeks.

Lemonier came through with two sacks (-15) against LSU; he has 17.0 sacks for his career, placing him seventh among Auburn's career top 10 in that statistic. The junior from Hialeah, Fla., has recorded four multiple-sack games during his career, twice this season.

Against LSU, both Whitaker and Blackson forced opponent fumbles and Lemonier was credited with a fumble recovery.

Blackson also forced fumbles against Arkansas and Vanderbilt. Lemonier recovered a VU fumble. Eguae recorded his first sack of the season against Texas A&M.

Auburn got sacks from Blackson, Ford and Kemiya Harrell (a career first) against New Mexico State. The defensive line accounted for 25 tackles versus Georgia, with a sack by Ford and a shared sack by Whitaker and Lemonier.

Average Per Down

Here's a breakdown of how the 2012 Auburn offense is operating on first, second, third and fourth down.

On first down, the Tigers have run a total of 262 plays, gaining 1,535 yards for an average of 5.9 yards per play. On second down, AU has tried 184 plays for 1,060 yards, an average of 5.8 per play.

SEC Champions:
1957, 1983, 1987, 1988, 1989, 2004, 2010
SEC West Champions:
1997, 2000, 2001, 2002, 2004, 2005, 2010

2012 AUBURN FOOTBALL GAME NOTES



On third down, the Tigers have run 120 plays, gaining 408 yards for a 3.4 average. Auburn has tried only six fourth-down attempts this season, gaining four yards.

Auburn's touchdowns this season have come five times on first down (3 rush, 2 pass), nine times on second (4 pass, 5 rush), and four times on third down (3 rush, 1 pass).

When Scoring 20+ Points

Since 2001, Auburn is 100-14 (.877) when scoring 20 or more points in a game. Dating back to the start of the 1993 season, Auburn is 143-21-1 (.869) when scoring 20 or more points in a game.

Scoring By Quarters

This season in the first quarter, the Tigers have been outscored by the opposition 82-21. In the second quarter, Auburn is narrowly behind 68-64 in scoring. In the third quarter, Auburn outcores its opponents 65-58. Opponents have outscored Auburn 76-20 in the fourth quarter this season. Auburn has held its opponents scoreless in 10 quarters this year.

Dazzling Debut

Linebacker Cassanova McKinzy, a true freshman who recorded 12 tackles in his first career start at Vanderbilt, tallied the second-highest tackle total in an Auburn first start since press box defensive stats became official in 2004.

The top 10:

14: Chris Evans vs. South Florida (2007)

12: Cassanova McKinzy vs. Vanderbilt (2012)

11: Jake Holland vs. Utah State (2011); Josh Bynes vs. Tennessee (2008)

8: Jonathan Evans vs. Alabama (2009); Zac Etheridge vs. Kansas State (2007)

7: Jonathan Jones vs. Ole Miss (2012); Demetruce McNeal vs. Utah State (2011); Neiko Thorpe vs. Arkansas (2008)

6: Several tied at six tackles

Auburn started three true freshmen on defense -- McKinzy, Joshua Holsey and Jonathan Jones -- against the Commodores, and the trio accounted for 17 tackles, a PBU, a forced fumble and a fumble recovery.

Auburn W/L Records

Seasons: 120th
 All-Time Record: 713-413-47 (.629)
 SEC: 291-229-18 (.562)
 Jordan-Hare: 287-74-7 (.797)
 November Games: 220-175-21 (.554)
 November Home: 89-33-5 (.724)
 November Road: 131-142-16 (.481)

Senior Bowl Watch List

Five Auburn seniors are listed on the 2013 Senior Bowl watch list: defensive back T'Sharvan Bell, receiver Emory Blake, tight end Philip Lutzenkirchen, tailback Onterio McCalebb and offensive lineman John Sullen.

The top 100 seniors in the country will be invited to participate in the 2013 Senior Bowl, set for Saturday, January 26, in Mobile's Ladd-Peebles Stadium. The SEC led all conferences with 71 players on the watch list.

Winningest Programs

Entering the 2012 campaign, Auburn ranked among the 15 winningest BCS college football programs in all-time wins; the Tigers have 713 total victories. Teams that have 700+ all-time wins: Michigan, Texas, Nebraska, Notre Dame, Penn State, Ohio State, Oklahoma, Alabama, Tennessee, Southern Cal, Georgia, LSU, Auburn and West Virginia.

The Captains

Auburn is selecting game captains prior to each contest during the 2012 season. Captains for the season opener versus Clemson were seniors T'Sharvan Bell, Onterio McCalebb, Daren Bates and Philip Lutzenkirchen.

Captains at Mississippi State were: Daren Bates, T'Sharvan Bell, Onterio McCalebb, Jay Prosch and Philip Lutzenkirchen. Game captains in the home opener versus ULM were: Daren Bates, T'Sharvan Bell, Emory Blake and John Sullen. Game captains for Auburn versus LSU were: Daren Bates, T'Sharvan Bell, Onterio McCalebb and Philip Lutzenkirchen.

Emory Blake, Daren Bates, Corey Lemonier and Onterio McCalebb served as game captains against Arkansas. Auburn's game captains at Ole Miss were: Daren Bates, Emory Blake, Corey Lemonier and Philip Lutzenkirchen. Captains at Vanderbilt were Daren Bates, Steven Clark, Jay Prosch and Nosa Eguae.

Captains against Texas A&M were Emory Blake, Onterio McCalebb, T'Sharvan Bell and Nosa Eguae. For New Mexico State and also for Georgia, captains were Emory Blake, Daren Bates, T'Sharvan Bell and Onterio McCalebb.

TIGERS IN THE NFL (As of Nov. 12, 2012)

Active Players

Name	Pos.	Team
Devin Aromashodu	WR	Minnesota Vikings
Rob Bironas	K	Tennessee Titans
Ronnie Brown	RB	San Diego Chargers
Jason Campbell	QB	Chicago Bears
Karlos Dansby	LB	Miami Dolphins
King Dunlap	OL	Philadelphia Eagles
Nick Fairley	DT	Detroit Lions
Tyrone Green	OL	San Diego Chargers
Quentin Groves	LB	Arizona Cardinals
Ben Grubbs	OL	New Orleans Saints
Josh Harris	DS	Atlanta Falcons
Will Herring	LB	New Orleans Saints
Spencer Johnson	DE	Buffalo Bills
Sen'Derrick Marks	DT	Tennessee Titans
Cam Newton	QB	Carolina Panthers
Ben Obomanu	WR	Seattle Seahawks
Jerraud Powers	DB	Indianapolis Colts
Jay Ratliff	DE	Dallas Cowboys
Carlos Rogers	DB	San Francisco 49ers
Takeo Spikes	LB	San Diego Chargers
Ben Tate	RB	Houston Texans

Injured Reserve

Brandon Mosley	OL	New York Giants
Mario Fannin	RB	Denver Broncos
Brandon Jacobs	RB	San Francisco 49ers
Pat Sims	DT	Cincinnati Bengals
Lee Ziemba	OL	Carolina Panthers

Practice Squads

Zach Clayton	DT	Tennessee Titans
Josh Bynes	LB	Baltimore Ravens
Neiko Thorpe	DB	Kansas City Chiefs

Notables

- Auburn currently has 26 players on NFL rosters, representing 20 different NFL teams.

- Auburn has had 27 players taken in the first round & four No. 1 overall draft picks: Cam Newton (Carolina, '11), Aundray Bruce (Atlanta, '88), Bo Jackson (Tampa, '86) & Tucker Frederickson (NY Giants, '65).

- At least one former Tiger has been selected to the last 14 consecutive Pro Bowls.

- Auburn has had at least one former player in seven of the last eight Super Bowls.



2012 AUBURN FOOTBALL GAME NOTES

Perfect Seasons:
1900, 1904, 1913, 1957, 1993, 2004, 2010
National Champions:
1957, 2010

CAREER PARTICIPATION/STARTS

No.	Name	Pos.	GP/GS
25	Daren Bates	LB	48/45
22	T'Sharvon Bell	DB	44/16
3	DeAngelo Benton	WR	42/2
98	Angelo Blackson	DL	23/8
80	Emory Blake	WR	46/25
22	Mike Blakely	RB	5/0
4	Quan Bray	WR	23/3
48	Blake Burgess	FB	37/0
92	Kenneth Carter	DT	31/12
30	Steven Clark	P	28/-
18	Sammie Coates	WR	10/0
11	Chris Davis	CB	32/16
52	Justin Delaine	DE	1/0
89	Jaylon Denson	WR	23/2
50	Reese Dismukes	C	21/21
94	Nosa Eguoe	DE	37/29
35	Jonathan Evans	LB	45/15
65	Tunde Fariyike	OL	22/2
31	Trent Fisher	DB	18/1
14	Eriqeu Florence	DB	21/0
95	Dee Ford	DE	38/7
10	Kiehl Frazier	QB	19/5
17	Kris Frost	LB	8/0
11	Brandon Fulse	TE	23/9
26	Justin Garrett	LB	14/1
20	Corey Grant	RB	5/0
45	Kemiya Harrell	DL	2/0
64	Forrest Hill	DS	10/-
5	Jake Holland	LB	29/14
15	Joshua Holsey	DB	10/5
21	Jonathan Jones	DB	10/3
33	Chris Landrum	FB	1/0
59	Jake Lembke	DS	9/-
55	Corey Lemonier	DE	37/23
5	Ricardo Louis	WR	9/0
43	Philip Lutzenkirchen	TE	44/23
21	Tre Mason	RB	22/6
23	Onterio McCalebb	RB	48/19
30	Cassanova McKinzy	LB	7/2
12	Demetruce McNeal	DB	36/20
16	Ikeem Means	DB	49/0
51	Patrick Miller	OL	10/7
6	Jonathon Mincy	DB	23/13
8	Anthony Morgan	WR	27/1
15	Clint Moseley	QB	15/9
93	JaBrian Niles	DT	2/0
10	LaDarius Owens	DE	16/0
36	Cody Parkey	K	30/-
35	Jay Prosch	FB	10/5
82	Melvin Ray	WR	10/0
1	Trovon Reed	WR	21/2
56	Ashton Richardson	LB	34/0
73	Greg Robinson	OL	10/10
13	Craig Sanders	DE	35/0
96	Devaunte Sigler	DL	18/0
62	Chad Slade	OL	23/20
24	Ryan Smith	DB	29/2
46	Jordan Spriggs	DB	10/0
85	Travante Stallworth	WR	38/15
71	John Sullen	OL	48/22
44	Anthony Swain	LB	9/0
27	Robenson Therzie	RB	22/0
74	Jamar Travis	DL	47/0
81	C.J. Uzomah	TE	22/1
75	Christian Westerman	OL	2/0
54	Jeffrey Whitaker	DT	34/19
19	Ryan White	DB	28/4
9	Jermaine Whitehead	DB	23/11
90	Gabe Wright	DL	22/7
56	Avery Young	OT	4/3

On Scholarship

Formerly walk-ons, junior deep snapper Jake Lembke, sophomore defensive back Trent Fisher and sophomore tailback Corey Grant were put on scholarship for the Fall Semester; classes began August 16.

Halftime Rallies

Five times during the Chizik era the Tigers have rallied to win after trailing at halftime. The 2011 Tigers rallied from a 21-14 halftime deficit against Utah State in the 2011 season opener for a 42-38 victory.

The 2010 Tigers overcame deficits to Clemson, South Carolina (reg. season) and Alabama. Chizik's 2009 team had a halftime rally to beat West Virginia. Auburn has had three "walk-off" wins under Chizik, two coming in 2010. The Tigers defeated Oregon in the BCS National Championship Game and Kentucky on the road on field goals as time expired. A 35-yard field goal in overtime by Cody Parkey vs. ULM in 2012 clinched that victory.

Date	Opponent/Halftime	Final
9/3/11	Utah State/Trailed 21-14W	42-38
11/26/10	at Alabama/Trailed 24-0W	28-27
9/25/10	South Caro/Trailed 20-14 W	35-27
9/18/10	Clemson/Trailed 17-3W	27-24 OT
9/19/09	West Va./Trailed 21-20W	41-30

2013 Schedule

Auburn's 2013 SEC schedule includes home games against Mississippi State (Sept. 14), Ole Miss (Oct. 5), Georgia (Nov. 16) and Alabama (Nov. 30). AU's SEC road schedule will include games at LSU (Sept. 21), Texas A&M (Oct. 19), Arkansas (Nov. 2) and Tennessee (Nov. 9).

The 2013 non-conference schedule includes home games against Washington State, Arkansas State, Western Carolina and Florida Atlantic.

Auburn will open the 2013 season on Aug. 31 when it welcomes Washington State to Jordan-Hare Stadium. The Tigers host Arkansas State on Sept. 7 before beginning SEC play on Sept. 14 at home against Mississippi State. The Western Carolina game is Oct. 12 with the Florida Atlantic game on Oct. 26.

The 2013 season will include two open weeks as the Tigers will have open dates on Sept. 28 and Nov. 23. Auburn's annual Spring Game, A-Day, will be held on April 20, 2013.

2013 SCHEDULE

Aug. 31	WASHINGTON STATE
Sept. 7	ARKANSAS STATE
Sept. 14	MISSISSIPPI STATE
Sept. 21	at LSU
Oct. 5	OLE MISS
Oct. 12	WESTERN CAROLINA
Oct. 19	at Texas A&M
Oct. 26	FLORIDA ATLANTIC
Nov. 2	at Arkansas
Nov. 9	at Tennessee
Nov. 16	GEORGIA
Nov. 30	ALABAMA

Ray Guy Semifinalist

Steven Clark is among the 10 semifinalists for the 2012 Ray Guy Award, announced by the Augusta Sports Council. They were chosen from a field of 69 candidates for the award, recognizing the most outstanding punter in college football.

Particular emphasis was placed on the punter's net average, percentage of total punts inside the 20-yard line and percentage of punts not returned. A national voting body will decide the three award finalists, who will be announced on November 19.

- Ryan Allen (Sr.) – Louisiana Tech
- Kyle Christy (So.) – Florida
- Steven Clark (Jr.) – Auburn
- Josh Hubner (Sr.) – Arizona State
- Scott Kovanda (Sr.) – Ball State
- Jeff Locke (Sr.) – UCLA
- Riley Stephenson (Sr.) – BYU
- Kirby Van Der Kamp (Jr.) – Iowa State
- Tyler Williams (Fr.) – Marshall
- Brad Wing (So.) – LSU

The presentation of the Ray Guy Award will be featured on The Home Depot College Football Awards live on Thursday, December 6 at 7:30 pm ET on ESPN.

Academic All-District

Auburn punter Steven Clark and linebacker Ashton Richardson were named to the Capital One Academic All-District football first team as voted by CoSIDA. Their selection places them on the national ballot for Academic All-America honors.

Clark, a junior from Kansas City, Missouri, holds a 3.44 GPA in exercise science. The Ray Guy Award semifinalist is averaging 41.1 yards per punt this season.

SEC Champions:
1957, 1983, 1987, 1988, 1989, 2004, 2010
SEC West Champions:
1997, 2000, 2001, 2002, 2004, 2005, 2010

2012 AUBURN FOOTBALL GAME NOTES



Richardson, a senior from New Orleans, La., holds a 3.94 GPA in animal sciences. He was named a finalist for a Rhodes Scholarship and will interview for that prestigious honor this weekend in Birmingham.

FWAA Courage Award

Auburn's Jay Prosch is the weekly nominee for the 2012 Discover Orange Bowl-FWAA Courage Award, to be announced at the end of the season. Prosch, a junior fullback from Mobile, Ala., is playing this season after the death of his mother Sept. 3.

Prosch played two years at Illinois, but transferred to Auburn to be able to spend more time with his mother. Iris Prosch was diagnosed in 2011 with Grade 4 brain cancer. Prosch was granted a waiver by the NCAA to play immediately at Auburn. The day before the season opener, his mother slipped into a coma. He played against Clemson Sept. 1, then drove to Mobile, arriving in the early morning hours Sept. 2. He was with his mother when she died.

Prosch attended classes the next day, telling others his mother wouldn't want him missing studies or practice time. After a memorial service on Thursday, Sept. 6, he returned to Auburn in time to travel with the team to Starkville, Miss., to play Mississippi State.

For the seventh straight year, the Football Writers Association of America and the Discover Orange Bowl will announce a weekly nominee each Wednesday during the season. The requirements include displaying courage on or off the field, including overcoming an injury or physical handicap, preventing a disaster or living through hardship.

Richardson Rhodes Scholarship Finalist

Senior linebacker Ashton Richardson has been named a finalist for the Rhodes Scholarship, marking the fourth straight year an Auburn student-athlete has become a Rhodes finalist.

The Rhodes Scholarships, founded in 1904, are the oldest international fellowships. Winners of the scholarship have the opportunity to do graduate work at the University of Oxford in the United Kingdom.

Richardson is an Honors College student majoring in Animal Sciences (pre-veterinary medicine) in Auburn's College of Agriculture with a cumulative grade point average of 3.94. Richardson is a three-time SEC Academic Honor Roll honoree and earlier this year was a

semifinalist for the National Football Foundation Campbell Trophy, presented to the top football scholar-athlete in the country. Richardson, who grew up helping his father raise quarter-horses, has aspirations to become an equine surgeon.

The four-year letterman has played in 32 career games, registering 13 tackles. In 2012 Richardson has played in all eight games, making four tackles, recording one sack and recovering one fumble. Richardson walked on to the football team as a freshman and earned a scholarship prior to his junior season.

A New Orleans, La., native, Richardson is writing his Honors thesis tentatively titled "Comparison of Articular Cartilage Thickness in Cadaveric Equine Limbs" under the direction of Reid Hanson, Professor of Equine Surgery in the College of Veterinary Medicine. He is scheduled to graduate from Auburn in December. Off the field, Richardson has volunteered each week for the past four years as a mentor at the Lee County Youth Development Center.

The next step for Richardson is a two-day interview process. He will appear before the District VII Selection Committee Nov. 16-17 in Birmingham, joining 12 other finalists from the district. Two finalists from District VII will be selected as 2013 Rhodes Scholars.

"The Auburn Family has been tremendous in helping me pursue my dreams," Richardson added. "From the day I walked on to campus, there have been numerous people who have embraced me and have gone above and beyond to help me handle the challenges of being a student. My experience in athletics has taught me hard work and perseverance, and applying yourself every day. If I can go to the interviews and adequately represent what I have learned and experienced at Auburn, it will be an incredible experience."

Richardson is the fifth Auburn student-athlete to be named a Rhodes finalist in the past four years. Other past finalists include former diver Dan Mazzaferro, swimming and diving student-athletes Erica Meissner and Jordan Anderson and former gymnast Krissy Voss. Anderson won the Rhodes Scholarship in 2009.

Good Works Team

Auburn senior Philip Lutzenkirchen is one of 22 members of the 2012 Allstate AFCA Good Works Team®, one of college football's most prestigious off-the-field honors recognizing a select group of players committed to making a difference in their communities.

Lutzenkirchen has made supporting children with cancer his personal mission, by visiting them and bringing teammates along, corresponding with them, and offering encouragement to siblings and family. A member of the SEC Academic Honor Roll, he is scheduled to graduate in December with a bachelor's degree in communication.

James Owens Among SEC Legends

The Southeastern Conference 2012 Football Legends Class includes 14 former SEC stars who have made a name for themselves as great athletes on the playing field. Auburn's 2012 recipient is James Owens, the first African-American football player at Auburn.

A Fairfield native, Owens lettered at Auburn as a fullback from 1969-72. During three seasons on the varsity, he helped Auburn to a 28-5 record and played a key role on the 1972 Amazin's team, which defied the odds and finished the season with a 10-1 record and a top five national finish.

The class will be honored at the 2012 SEC Football "Weekend of Champions" Nov. 30-Dec. 1 in Atlanta, Ga. The annual SEC Legends Dinner presented by AT&T will be held Nov. 30 at the Atlanta Hyatt Regency; the group will be recognized prior to the SEC Football Championship Game at the Georgia Dome on Saturday, December 1.

Where They Go Next

Auburn visits Alabama for the regular season finale on Saturday, November 24; the Iron Bowl will kick off at 2:30 p.m. CT and will be televised by CBS.

The Auburn game is the final contest of the regular season for Alabama A&M.



AUBURN'S SPECIAL TEAMS

“We feel very comfortable putting the game on the line with our special teams to win it.”

- Head Coach Gene Chizik

Coverage Kings

Auburn is seventh in the NCAA in kickoff return coverage (17.08 yards per return); only seven of the nation’s 120 FBS teams hold opponents to 17.5 yards/return or less in that category.

Auburn ranks third in punt return coverage (0.80 yards per return); the Tigers among only three schools (UTEP, Northern Illinois) to rank in the Top 10 in both punt and kick return coverage.

The Tigers are third in the SEC in kickoff return average (23.92 yards/return), ranking 28th among NCAA leaders. The AU season record for team kick return average is 27.3, set in 2005.

AU Top Season KOR Averages/Team

Table with 2 columns: Year, Averages/Team. Rows: 2005 (26/711), 2006 (36/934), 1988 (22/554), 2011 (55/1356), 2008 (39/956)

Onterio McCalebb ranks sixth in the SEC in kickoff return average, gaining 23.68 yards per run on 19 returns this season. He is 33rd among NCAA leaders. The senior from Fort Meade, Fla., has six returns of 20+ yards this year: 100 (Miss St); 45 (New Mexico State); 43 (LSU); 24 (ULM); 22 (Texas A&M); 20 (Miss St).

McCalebb’s kickoff return for a touchdown to start the second half at Mississippi State

was the second of his career; he scored on an 83-yard return vs. Alabama in 2011. It was AU’s first 100-yard return since Tim Carter vs. LSU (2000). The last player to return a kickoff for a touchdown versus Mississippi State was Darren McFadden (Arkansas, 2006). It was the fifth kickoff return touchdown of the Chizik era. Prior to that, Auburn had just five kickoff returns for a TD in a 298-game span from 1984-2008.

Three Blocked Kicks

Auburn blocked two ULM field goal attempts and has three blocks on the season. Corey Lemonier blocked one with 3:52 left in the third quarter; Auburn was ahead 28-14 at the time. Lemonier has two career blocks, the other on an extra point against South Carolina in 2011.

Angelo Blackson had the second blocked field goal vs. ULM, tipping the Warhawks’ try in overtime. With a block of a field goal attempt at Mississippi State as well, Blackson had blocks in back-to-back games. Auburn is the only SEC team to block two kicks in a game this season. The Tigers have 12 total blocked kicks during the Chizik era.

Parkey For Three

Cody Parkey, who kicked the game-winning 35-yard field goal in overtime against ULM, converted on nine straight three-pointers dating back through last season, before missing on

a 49-yarder vs. Arkansas. That tied the third best string of consecutive field goals at Auburn since 1981.

With two successful field goals at both Ole Miss and Vanderbilt, Parkey is now 11-14 on field goals this year, and 20-20 this season on PAT kicks. His 46-yard field goal at Ole Miss tied his career long.

He made four field goals versus Clemson (37-46-27-36 yards), tying a Chick-fil-A Kick-off Classic record. Parkey’s 46-yard field goal in the third quarter vs. Clemson was a career long, earning him Lou Groza Award star of the week honors. Parkey’s game-winner against ULM earned him SEC Special Teams Player of the Week honors.

Parkey ranks fourth in Auburn career field goal percentage at .750 (24-32), just behind Scott Etheridge (.791/1992-93), Matt Hawkins (.788/1994-95) and Win Lyle (.763/1987-89).

No Return Policy

Punter Steven Clark, a 2011 Ray Guy Award finalist and 2012 semifinalist thus far, continues to excel. Only four of his 61 punts this season have been returned.

Clark is averaging 40.8 yards per punt, placing 14 kicks inside the 20. His long kick of the season was 54 yards against LSU; he has six punts this year of 50 yards or more.

For his career, Clark has a 40.5 average on 142 career punts, with 49 punts landing inside the 20 and 19 kicks of 50 yards or longer.

BLOCKED KICKS (FG, PAT & PUNT) IN THE CHIZIK ERA

Table with 3 columns: Year, Kick, Player (Opponent). Rows: 2012: FG Angelo Blackson (ULM), FG Corey Lemonier (ULM), FG Angelo Blackson (Mississippi St.); 2011: Punt Angelo Blackson (Virginia), Punt Garrett Harper (Virginia), PAT Corey Lemonier (South Carolina); 2010: Punt Antonio Goodwin (Arkansas), PAT Mike Blanc (Arkansas State); 2009: PAT Antonio Coleman (Northwestern), PAT Antonio Coleman (Ole Miss), FG Jake Ricks (Kentucky), PAT Nick Fairley (Tennessee)

KICKOFF RETURN TOUCHDOWNS IN THE CHIZIK ERA

Table with 3 columns: Year, Yards, Player (Opponent). Rows: 2012: 100 Onterio McCalebb (Mississippi St.), 2011: 83 Onterio McCalebb (Alabama), 97 Tre Mason (Utah State), 2010: 95 Demond Washington (Ole Miss), 2009: 99 Demond Washington (Georgia)

AU ALL-TIME CONSECUTIVE FIELD GOAL STREAKS

Table with 3 columns: Consecutive FGs, Player, Year(s). Rows: 12 Jaret Holmes 1997, 11 Damon Duval 2000, 9 Cody Parkey 2012, 9 Wes Byrum 2009-10, 9 Rob Bironas 1998, 8 Wes Byrum 2010, 8 Wes Byrum 2009, 8 Damon Duval 2001, 8 Jim Bon Wyl 1990

Records since 1981

SEC Champions:
1957, 1983, 1987, 1988, 1989, 2004, 2010
SEC West Champions:
1997, 2000, 2001, 2002, 2004, 2005, 2010

2012 AUBURN FOOTBALL GAME NOTES



2012 AUBURN FOOTBALL NUMERICAL ROSTER

No.	Name	Pos.	Ht.	Wt.	Yr.	Hometown	No.	Name	Pos.	Ht.	Wt.	Yr.	Hometown
1	Trovon Reed	WR	6-0	190	So.	Thibodaux, LA	42	Chandler Shakespeare	RB	5-10	209	Jr.	Oxford, AL
3	DeAngelo Benton	WR	6-2	201	Sr.	Bastrop, LA	43	Philip Lutzenkirchen	TE	6-5	255	Sr.	Marietta, GA
4	Quan Bray	WR	5-10	185	So.	LaGrange, GA	44	Anthony Swain	LB	6-2	235	RFr.	Gadsden, AL
5	Jake Holland	LB	6-1	241	Jr.	Pelham, AL	44	Johnny Lockett	RB	5-8	192	So.	Sweet Water, AL
5	Ricardo Louis	WR	6-2	210	Fr.	Miami Beach, FL	45	Keymiya Harrell	DE	6-4	260	RFr.	Selma, AL
6	Jonathon Mincy	DB	5-10	190	So.	East Atlanta, GA	46	Ricky Parks	TE	6-4	248	Fr.	Hogansville, GA
8	Anthony Morgan	WR	5-11	197	Sr.	Brantley, AL	46	Jordan Spriggs	DB	5-9	189	So.	Mobile, AL
9	Jermaine Whitehead	DB	5-11	202	So.	Greenwood, MS	47	Patrick Young	TE	6-4	229	RFr.	Trussville, AL
10	Kiehl Frazier	QB	6-2	226	So.	Springdale, AR	48	Blake Burgess	TE	6-3	249	Jr.	Vestavia Hills, AL
10	LaDarius Owens	DE	6-2	260	So.	Bessemer, AL	50	Reese Dismukes	C	6-3	293	So.	Spanish Fort, AL
11	Chris Davis	CB	5-11	200	Jr.	Birmingham, AL	51	Patrick Miller	OL	6-7	288	Fr.	West Palm Beach, FL
11	Brandon Fulse	TE	6-4	249	So.	Fort Meade, FL	52	Justin Delaine	DE	6-5	253	So.	Linden, AL
12	Demetruce McNeal	DB	6-2	187	Jr.	College Park, GA	53	Michael Sulka	DS	6-3	253	Fr.	Bluffton, SC
12	Jonathan Wallace	QB	6-2	197	Fr.	Phenix City, AL	54	Jeffrey Whitaker	DT	6-4	307	Jr.	Warner Robins, GA
13	Craig Sanders	DE	6-4	257	Jr.	Clio, AL	55	Corey Lemonier	DE	6-4	246	Jr.	Hialeah, FL
14	Eriqeu Florence	DB	6-1	191	So.	Valley, AL	56	Ashton Richardson	LB	6-1	218	Sr.	New Orleans, LA
15	Clint Moseley	QB	6-4	229	Jr.	Leroy, AL	56	Avery Young	OT	6-6	295	Fr.	Palm Beach Gardens, FL
15	Joshua Holsey	DB	5-11	188	Fr.	Fairburn, GA	57	Gage Batten	LB	6-0	232	Fr.	Palm Beach Gardens, FL
16	Ikeem Means	DB	6-0	205	Sr.	Wetumpka, AL	59	Jake Lembke	DS	6-2	245	Jr.	New Lenox, IL
17	Kris Frost	LB	6-2	233	RFr.	Matthews, NC	60	Eric Mack	OL	6-3	319	So.	St. Matthews, SC
17	Ryan Carter	QB	6-2	200	Fr.	Hoover, AL	61	C.T. Moorman	DS	6-0	225	RFr.	Durham, NC
18	Sammie Coates	WR	6-2	200	RFr.	Leroy, AL	62	Chad Slade	OL	6-5	301	So.	Moody, AL
18	JaViere Mitchell	LB	6-2	210	Fr.	Leeds, AL	63	Alex Kozan	OL	6-4	294	Fr.	Castle Rock, CO
19	Ryan White	DB	5-11	198	Jr.	Tallahassee, FL	64	Forrest Hill	DS	6-1	242	So.	Morrow, GA
19	Tate O'Connor	QB	6-2	177	RFr.	Savannah, GA	65	Tunde Fariyike	OL	6-2	301	So.	Thomaston, GA
20	Corey Grant	RB	5-11	200	So.	Opelika, AL	67	Delondre DeJarnett	DL	6-2	290	Fr.	Clanton, AL
21	Tre Mason	RB	5-10	198	So.	Lake Worth, FL	70	Robert Leff	OL	6-6	289	Fr.	Fairhope, AL
21	Jonathan Jones	DB	5-10	166	Fr.	Carrollton, GA	71	John Sullen	OL	6-5	313	Sr.	Auburn, AL
22	T'Sharvan Bell	DB	6-0	190	Sr.	Kissimmee, FL	72	Shon Coleman	OL	6-6	302	RFr.	Memphis, TN
22	Mike Blakely	RB	5-9	206	RFr.	Bradenton, FL	73	Greg Robinson	OL	6-5	311	RFr.	Thibodaux, LA
23	Onterio McCalebb	RB	5-11	173	Sr.	Fort Meade, FL	74	Jamar Travis	DL	6-0	302	Sr.	Brewton, AL
24	Ryan Smith	DB	6-2	204	Jr.	Cordova, AL	74	Will Adams	OL	6-7	289	Fr.	Tyrone, GA
25	Daren Bates	LB	5-11	215	Sr.	Memphis, TN	75	Christian Westerman	OL	6-4	298	RFr.	Chandler, AZ
26	Justin Garrett	LB	6-1	215	So.	Tucker, GA	76	Jordan Diamond	OT	6-6	323	Fr.	Chicago, IL
27	Robenson Therezie	RB	5-9	205	So.	Miami, FL	77	Shane Callahan	OL	6-6	292	Fr.	Parker, CO
28	T.J. Davis	DB	6-1	184	Fr.	Tallahassee, FL	78	Colton Wingard	OL	6-2	297	So.	Alabaster, AL
29	Mack VanGorder	LB	6-1	193	RFr.	Gainesville, GA	79	Eric Averett	OL	6-3	249	Fr.	Enterprise, AL
30	Steven Clark	P	6-5	232	Jr.	Kansas City, MO	80	Emory Blake	WR	6-2	193	Sr.	Austin, TX
30	Cassanova McKinzy	LB	6-3	243	Fr.	Birmingham, AL	81	C.J. Uzomah	TE	6-4	250	So.	Suwanee, GA
31	Trent Fisher	DB	6-1	200	So.	Nashville, TN	82	Melvin Ray	WR	6-3	217	RFr.	Cairo, GA
32	Blake Poole	DB	5-11	199	Jr.	Buchanan, GA	83	Michael Clifton	TE	6-3	225	Fr.	Evans, GA
32	Taylor Yancey	K	6-4	200	Fr.	Castle Rock, CO	85	Travante Stallworth	WR	5-9	191	Sr.	Leesville, LA
33	Chris Landrum	FB	6-3	240	RFr.	Sweet Water, AL	86	Dimitri Reese	WR	5-11	174	So.	Birmingham, AL
33	Duncan McKinney	K	5-11	181	So.	Florence, AL	89	Jaylon Denson	WR	6-3	211	So.	Hoover, AL
35	Jonathan Evans	LB	5-11	231	Sr.	Prichard, AL	90	Gabe Wright	DL	6-3	299	So.	Columbus, GA
35	Jay Prosch	FB	6-0	260	Jr.	Mobile, AL	91	Tyler Nero	DL	6-2	277	Fr.	Atmore, AL
36	Cody Parkey	K	6-0	194	Jr.	Jupiter, FL	92	Kenneth Carter	DT	6-4	289	Jr.	Greenville, AL
36	Octavious Andrews	WR	6-0	170	So.	Decatur, GA	93	JaBrian Nguies	DL	6-2	297	RFr.	Mobile, AL
37	J.D. Strawbridge	P	6-0	171	Fr.	Montgomery, AL	94	Nosa Eguae	DE	6-3	268	Jr.	Mansfield, TX
38	Adam Dyas	DB	5-9	192	So.	Mobile, AL	95	Dee Ford	DE	6-2	246	Jr.	Odenville, AL
39	Alex Kvikly	K	6-2	180	RFr.	Marietta, GA	96	Devaunte Sigler	DL	6-4	291	So.	Mobile, AL
39	B.J. Trimble	WR	5-10	168	RFr.	Fayetteville, GA	97	Reid Brooks	DE	6-2	230	Fr.	Dothan, AL
40	Spencer Smith	TE	6-6	235	Fr.	Birmingham, AL	98	Angelo Blackson	DL	6-4	308	So.	Bear, DE
41	Patrick Lymon	RB	5-10	190	So.	Huntsville, AL	99	Brian Walsh	DL	6-3	303	RFr.	Winter Springs, FL
41	Alex Locker	K/P	6-3	185	Fr.	Westford, MA							
42	Gimel President	DE	6-4	244	Fr.	Mt. Pleasant, SC							



2012 AUBURN FOOTBALL GAME NOTES

Perfect Seasons:
1900, 1904, 1913, 1957, 1993, 2004, 2010
National Champions:
1957, 2010

2012 AUBURN FOOTBALL ALPHABETICAL ROSTER

No.	Name	Pos.	Ht.	Wt.	Yr.	Hometown	No.	Name	Pos.	Ht.	Wt.	Yr.	Hometown
74	Will Adams	OL	6-7	289	Fr.	Tyrone, GA	60	Eric Mack	OL	6-3	319	So.	St. Matthews, SC
36	Octavious Andrews	WR	6-0	170	So.	Decatur, GA	21	Tre Mason	RB	5-10	198	So.	Lake Worth, FL
79	Eric Averett	OL	6-3	249	Fr.	Enterprise, AL	23	Onterio McCalebb	RB	5-11	173	Sr.	Fort Meade, FL
25	Daren Bates	LB	5-11	215	Sr.	Memphis, TN	33	Duncan McKinney	K	5-11	181	So.	Florence, AL
57	Gage Batten	LB	6-0	232	Fr.	Palm Beach Gardens, FL	30	Cassanova McKinzy	LB	6-3	243	Fr.	Birmingham, AL
22	T'Sharvan Bell	DB	6-0	190	Sr.	Kissimmee, FL	12	Demetruce McNeal	DB	6-2	187	Jr.	College Park, GA
3	DeAngelo Benton	WR	6-2	201	Sr.	Bastrop, LA	16	Ikeem Means	DB	6-0	205	Sr.	Wetumpka, AL
80	Emory Blake	WR	6-2	193	Sr.	Austin, TX	51	Patrick Miller	OL	6-7	288	Fr.	West Palm Beach, FL
98	Angelo Blackson	DL	6-4	308	So.	Bear, DE	6	Jonathon Mincy	DB	5-10	190	So.	East Atlanta, GA
22	Mike Blakely	RB	5-9	206	RFr.	Bradenton, FL	18	JaViere Mitchell	LB	6-2	210	Fr.	Leeds, AL
4	Quan Bray	WR	5-10	185	So.	LaGrange, GA	61	C.T. Moorman	DS	6-0	225	RFr.	Durham, NC
97	Reid Brooks	DE	6-2	230	Fr.	Dothan, AL	8	Anthony Morgan	WR	5-11	197	Sr.	Brantley, AL
48	Blake Burgess	TE	6-3	249	Jr.	Vestavia Hills, AL	15	Clint Moseley	QB	6-4	229	Jr.	Leroy, AL
77	Shane Callahan	OL	6-6	292	Fr.	Parker, CO	91	Tyler Nero	DL	6-2	277	Fr.	Atmore, AL
92	Kenneth Carter	DT	6-4	289	Jr.	Greenville, AL	93	JaBrian Niles	DL	6-2	297	RFr.	Mobile, AL
17	Ryan Carter	QB	6-2	200	Fr.	Hoover, AL	19	Tate O'Connor	QB	6-2	177	RFr.	Savannah, GA
30	Steven Clark	P	6-5	232	Jr.	Kansas City, MO	10	LaDarius Owens	DE	6-2	260	So.	Bessemer, AL
83	Michael Clifton	TE	6-3	225	Fr.	Evans, GA	36	Cody Parkey	K	6-0	194	Jr.	Jupiter, FL
18	Sammie Coates	WR	6-2	200	RFr.	Leroy, AL	46	Ricky Parks	TE	6-4	248	Fr.	Hogansville, GA
72	Shon Coleman	OL	6-6	302	RFr.	Memphis, TN	32	Blake Poole	DB	5-11	199	Jr.	Buchanan, GA
11	Chris Davis	CB	5-11	200	Jr.	Birmingham, AL	42	Gimel President	DE	6-4	244	Fr.	Mt. Pleasant, SC
28	T.J. Davis	DB	6-1	184	Fr.	Tallahassee, FL	35	Jay Prosch	FB	6-0	260	Jr.	Mobile, AL
67	Delondre DeJarnett	DL	6-2	290	Fr.	Clanton, AL	82	Melvin Ray	WR	6-3	217	RFr.	Cairo, GA
52	Justin Delaine	DE	6-5	253	So.	Linden, AL	1	Trovon Reed	WR	6-0	190	So.	Thibodaux, LA
89	Jaylon Denson	WR	6-3	211	So.	Hoover, AL	86	Dimitri Reese	WR	5-11	174	So.	Birmingham, AL
76	Jordan Diamond	OT	6-6	323	Fr.	Chicago, IL	56	Ashton Richardson	LB	6-1	218	Sr.	New Orleans, LA
50	Reese Dismukes	C	6-3	293	So.	Spanish Fort, AL	73	Greg Robinson	OL	6-5	311	RFr.	Thibodaux, LA
38	Adam Dyas	DB	5-9	192	So.	Mobile, AL	13	Craig Sanders	DE	6-4	257	Jr.	Clio, AL
94	Nosa Eguae	DE	6-3	268	Jr.	Mansfield, TX	42	Chandler Shakespeare	RB	5-10	209	Jr.	Oxford, AL
35	Jonathan Evans	LB	5-11	231	Sr.	Prichard, AL	96	Devaunte Sigler	DL	6-4	291	So.	Mobile, AL
65	Tunde Fariyike	OL	6-2	301	So.	Thomaston, GA	62	Chad Slade	OL	6-5	301	So.	Moody, AL
31	Trent Fisher	DB	6-1	200	So.	Nashville, TN	24	Ryan Smith	DB	6-2	204	Jr.	Cordova, AL
14	Erique Florence	DB	6-1	191	So.	Valley, AL	40	Spencer Smith	TE	6-6	235	Fr.	Birmingham, AL
95	Dee Ford	DE	6-2	246	Jr.	Odenville, AL	46	Jordan Spriggs	DB	5-9	189	So.	Mobile, AL
10	Kiehl Frazier	QB	6-2	226	So.	Springdale, AR	85	Travante Stallworth	WR	5-9	191	Sr.	Leesville, LA
17	Kris Frost	LB	6-2	233	RFr.	Matthews, NC	37	J.D. Strawbridge	P	6-0	171	Fr.	Montgomery, AL
11	Brandon Fulse	TE	6-4	249	So.	Fort Meade, FL	53	Michael Sulka	DS	6-3	253	Fr.	Bluffton, SC
26	Justin Garrett	LB	6-1	215	So.	Tucker, GA	71	John Sullen	OL	6-5	313	Sr.	Auburn, AL
20	Corey Grant	RB	5-11	200	So.	Opelika, AL	44	Anthony Swain	LB	6-2	235	RFr.	Gadsden, AL
45	Keymiya Harrell	DE	6-4	260	RFr.	Selma, AL	27	Robenson Therezie	RB	5-9	205	So.	Miami, FL
64	Forrest Hill	DS	6-1	242	So.	Morrow, GA	74	Jamar Travis	DL	6-0	302	Sr.	Brewton, AL
5	Jake Holland	LB	6-1	241	Jr.	Pelham, AL	39	B.J. Trimble	WR	5-10	168	RFr.	Fayetteville, GA
15	Joshua Holsey	DB	5-11	188	Fr.	Fairburn, GA	81	C.J. Uzomah	TE	6-4	250	So.	Suwanee, GA
21	Jonathan Jones	DB	5-10	166	Fr.	Carrollton, GA	29	Mack VanGorder	LB	6-1	193	RFr.	Gainesville, GA
63	Alex Kozan	OL	6-4	294	Fr.	Castle Rock, CO	12	Jonathan Wallace	QB	6-2	197	Fr.	Phenix City, AL
39	Alex Kviklys	K	6-2	180	RFr.	Marietta, GA	99	Brian Walsh	DL	6-3	303	RFr.	Winter Springs, FL
33	Chris Landrum	FB	6-3	240	RFr.	Sweet Water, AL	75	Christian Westerman	OL	6-4	298	RFr.	Chandler, AZ
70	Robert Leff	OL	6-6	289	Fr.	Fairhope, AL	54	Jeffrey Whitaker	DT	6-4	307	Jr.	Warner Robins, GA
59	Jake Lembeke	DS	6-2	245	Jr.	New Lenox, IL	19	Ryan White	DB	5-11	198	Jr.	Tallahassee, FL
55	Corey Lemonier	DE	6-4	246	Jr.	Hialeah, FL	9	Jermaine Whitehead	DB	5-11	202	So.	Greenwood, MS
41	Alex Locker	K/P	6-3	185	Fr.	Westford, MA	78	Colton Wingard	OL	6-2	297	So.	Alabaster, AL
44	Johnny Lockett	RB	5-8	192	So.	Sweet Water, AL	90	Gabe Wright	DL	6-3	299	So.	Columbus, GA
5	Ricardo Louis	WR	6-2	210	Fr.	Miami Beach, FL	32	Taylor Yancey	K	6-4	200	Fr.	Castle Rock, CO
43	Philip Lutzenkirchen	TE	6-5	255	Sr.	Marietta, GA	56	Avery Young	OT	6-6	295	Fr.	Palm Beach Gardens, FL
41	Patrick Lymon	RB	5-10	190	So.	Huntsville, AL	47	Patrick Young	TE	6-4	229	RFr.	Trussville, AL



2012 DEPTH CHART

OFFENSE

QB	12	JONATHAN WALLACE (6-2, 197, Fr.)
	10	Kiehl Frazier (6-2, 226, So.)
	15	Clint Moseley (6-4, 229, Jr.)
RB	23	ONTERIO McCALEBB (5-11, 173, Sr.) -OR-
	21	TRE MASON (5-10, 198, So.)
	22	Mike Blakely (5-9, 206, R-Fr.)
FB	35	JAY PROSCH (6-0, 260, Jr.)
	48	Blake Burgess (6-3, 249, Jr.)
WR	80	EMORY BLAKE (6-2, 193, Sr.)
	18	Sammie Coates (6-2, 200, R-Fr.)
	5	Ricardo Louis (6-2, 210, Fr.)
WR	85	TRAVANTE STALLWORTH (5-9, 199, Sr.)
	89	Jaylon Denson (6-3, 211, So.)
WR	1	TROVON REED (6-0, 190, So.) -OR-
	4	QUAN BRAY (5-10, 185, So.)
TE	11	BRANDON FULSE (6-4, 249, So.)
	81	C.J. Uzomah (6-4, 250, So.)
LT	73	GREG ROBINSON (6-5, 311, R-Fr.)
	72	Shon Coleman (6-6, 302, R-Fr.)
LG	71	JOHN SULLEN (6-5, 313, Sr.)
	75	Christian Westerman (6-4, 298, R-Fr.)
C	50	REESE DISMUKES (6-3, 293, So.)
	65	Tunde Fariyike (6-2, 301, So.)
RG	62	CHAD SLADE (6-5, 301, So.)
	63	Alex Kozaan (6-4, 294, Fr.)
RT	51	PATRICK MILLER (6-7, 288, Fr.)
	72	Shon Coleman (6-6, 302, R-Fr.)

SPECIAL TEAMS

PK	36	CODY PARKEY (6-0, 194, Jr.)
	39	Alex Kviklys (6-2, 180, R-Fr.)
P	30	STEVEN CLARK (6-5, 232, Jr.)
	37	J.D. Strawbridge (6-0, 171, Fr.)
H	19	RYAN WHITE (5-11, 198, Jr.)
	30	Steven Clark (6-5, 232, Jr.)
DS	59	JAKE LEMBKE (6-2, 245, Jr.)
	64	FORREST HILL (6-1, 242, So.)

DEFENSE

DE	95	DEE FORD (6-2, 246, Jr.)
	94	Nosa Eguae (6-3, 268, Jr.) -- OR --
	13	Craig Sanders (6-4, 257, Jr.)
DT	98	ANGELO BLACKSON (6-4, 308, So.)
	92	Kenneth Carter (6-4, 289, Jr.)
	96	Devaunte Sigler (6-4, 291, So.)
DT	90	GABE WRIGHT (6-3, 299, So.)
	54	Jeffrey Whitaker (6-4, 307, Jr.)
DE	55	COREY LEMONIER (6-4, 246, Jr.)
	10	LaDarius Owens (6-2, 260, So.)
SLB	35	JONATHAN EVANS (5-11, 231, Sr.)
	44	Anthony Swain (6-2, 235, R-Fr.)
	26	Justin Garrett (6-1, 215, So.)
MLB	5	JAKE HOLLAND (6-1, 241, Jr.)
	30	Cassanova McKinzy (6-3, 243, Fr.)
	56	Ashton Richardson (6-1, 218, Sr.)
WLB	25	DAREN BATES (5-11, 215, Sr.)
	17	Kris Frost (6-2, 233, R-Fr.)
CB	15	JOSHUA HOLSEY (5-11, 188, Fr.)
	6	Jonathon Mincy (5-10, 190, So.)
FS	12	DEMETRUCHE McNEAL (6-2, 187, Jr.)
	14	ERIQUE FLORENCE (6-1, 191, So.)
SS	9	JERMAINE WHITEHEAD (5-11, 202, So.)
	31	Trent Fisher (6-1, 200, So.)
CB	11	CHRIS DAVIS (5-11, 200, Jr.) -OR-
	22	T'SHARVAN BELL (6-0, 190, Sr.)
	21	Jonathan Jones (5-10, 166, Fr.)

SPECIAL TEAMS

KR	23	ONTERIO McCALEBB (5-11, 173, Sr.)
	21	TRE MASON (5-10, 198, So.)
	4	Quan Bray (5-10, 185, So.)
PR	4	QUAN BRAY (5-10, 185, So.)
	1	Trovon Reed (6-0, 190, So.)

PARTICIPATION STATISTICS

Top 20 Career Games Played (Active)

1.	Ikeem Means.....	48
2.	Daren Bates.....	47
	John Sullen.....	47
	Onterio McCalebb.....	47
5.	Jamar Travis.....	46
6.	Emory Blake.....	45
	Jonathan Evans.....	45
8.	T'Sharvan Bell.....	44
9.	Philip Lutzenkirchen.....	43
10.	Dee Ford.....	38
11.	Blake Burgess.....	36
	Nosa Eguae.....	36
	Corey Lemonier.....	36
14.	Demetruce McNeal.....	35
	Craig Sanders.....	35
	Travante Stallworth.....	35
17.	Ashton Richardson.....	33
18.	Jeffrey Whitaker.....	32
19.	Chris Davis.....	30
20.	Ryan Smith.....	29

Top Ten Career Games Started (Active)

1.	Daren Bates.....	45
2.	Nosa Eguae.....	29
3.	Emory Blake.....	25
4.	Philip Lutzenkirchen.....	23
	Corey Lemonier.....	23
6.	John Sullen.....	22
7.	Reese Dismukes.....	21
8.	Jeffrey Whitaker.....	19
	Onterio McCalebb.....	19
10.	T'Sharvan Bell.....	16

PRONUNCIATION GUIDE

No.	Name	Pronunciation
52	Justin DELAINE	de-LANE-nee
50	Reese DISMUKES	dism-yooks
94	NOSA EGUAЕ	No-suh E-gway
65	TUNDE FARIYIKE	Tune-Day Fa-ree-kay
40	Clay FINKELSTEIN	fink-ell-stine
14	ERIQUE Florence	E-ree-kay
10	KIEHL Frazier	Kyle
45	KEYMIYA Harrell	Ka-my-ah
89	Alex KVIKLYS	kuh-vick-lis
55	Corey LEMONIER	Lemon-ear

No.	Name	Pronunciation
43	Philip LUTZENKIRCHEN	Lutz-in-kir-ken
18	JAVIERE Mitchell	Jahv-vee-air
93	JABRIAN Niles	Ja-Brian
35	Jay PROSCH	prosh
1	TROVON Reed	trah-von
96	DEVAUNTE Sigler	De-Vaun-tay
85	TRAVANTE Stallworth	Tra-von-tay
27	Robenson THEREZIE	Tha-ree-zee
81	C.J. UZOMAH	You-zah-mah



Sept. 1, 2012 • ESPN • Georgia Dome (75,211) • Atlanta, Ga.

#14 CLEMSON	26
AUBURN	19

GAME 1

Cody Parkey made a career-high four field goals and Tre Mason rushed for a career-high 106 yards for Auburn but No. 14 Clemson edged past the Tigers for a hard-fought 26-19 victory in the Chick-fil-A Game in the season opener for both teams at the Georgia Dome on Saturday.

Emory Blake caught four passes for a career-high 109 yards and a touchdown while sophomore Kiehl Frazier threw for 194 yards and one touchdown on 11-of-27 passing and one interception in his first career start for Auburn. Tre Mason rushed for a career-high 106 yards while Onterio McCalebb add 82 yards.

The game was tied at 16 entering the final quarter after Parkey tied with a field goal with 55 seconds left in the third. Daren Bates intercepted Tajh Boyd and returned it 12 yards to the Clemson 35 on the first play of the fourth quarter. It set up Parkey making his career-high fourth field goal of the game, a 36-yarder to give Auburn a 19-16 lead with 12:50 remaining.

Clemson then scored the final 10 points of the game to outlast Auburn. In the back-and-forth game, Clemson came right back on a 10-play, 75-yard drive as Boyd threw a 4-yard fade route to DeAndre Hopkins, who had a Clemson single-game record 13 receptions for 119 yards, in the back right corner of the end zone as Clemson took the lead for good, 23-19, with 9:17 left.

Clemson stopped Auburn on the next possession and drove 79 yards on the strength of Andre Ellington's 45-yard run to the Auburn 8. Auburn's defense stopped Clemson at the 1-yard line for the second time to give itself another shot. Chandler Catanzaro made his fourth field goal of the game for a 26-19 Clemson lead with 1:24 left.

Ellington rushed for 231 yards on 26 carries while Boyd threw for 208 yards and a touchdown on 24-of-34 passing.

Clemson opened the game's scoring as Catanzaro made a 39-yard field goal with 5:22 left in the first quarter. Auburn's defense held after Clemson drove 83 yards down to the Auburn 1-yard line.

SCORING SUMMARY

Clemson	3	10	3	10	—	26
Auburn	7	3	6	3	—	19

- CU - Catanzaro 24-yard field goal, 5:22, 1st
- AU - Blake 54-yard pass from Frazier (Parkey kick), 3:38, 1st
- CU - Catanzaro 40-yard field goal, 10:06, 2nd
- CU - McDowell 7-yard run (Catanzaro kick), 7:26, 2nd
- AU - Parkey 37-yard field goal, 1:24, 2nd
- AU - Parkey 46-yard field goal, 8:38, 3rd
- CU - Catanzaro 37-yard field goal, 4:39, 3rd
- AU - Parkey 27-yard field goal, 0:55, 3rd
- AU - Parkey 36-yard field goal, 12:50, 4th
- CU - Hopkins 4-yard pass from Boyd (Catanzaro kick), 9:17, 4th
- CU - Catanzaro 18-yard kick, 1:24, 4th

TEAM STATISTICS

	CU	AU
First Downs	28	17
Rushes-Yards	52-320	37-180
Passing Yards	208	194
Comp-Att-Int	24-35-1	11-27-1
Total Plays-Yards	87-528	64-374
Punts-Avg.	3-38.3	3-39.3
Fumbles/Lost	1/0	3/1
Penalties-Yards	6-30	6-38
3rd Down Conv.	8-of-17	4-of-13
Time of Possession	31:45	28:15

INDIVIDUAL STATISTICS

RUSHING: (CU) - Ellington 26-231; Boyd 19-58; Howard 4-23; McDowell 3-8 (TD); (AU) Mason 14-106; McCalebb 12-82; Blakely 1-2; Bray 1-(-1); Frazier 9-(-9).
PASSING: (CU) - 24-34-1-208 (TD); (AU) - Frazier 11-27-1-194 (TD).
RECEIVING: (CU) - Hopkins 13-119 (TD); Ford 5-51; Peake 4-21; Humphries 2-17; (AU) Blake 4-109 (TD); Lutzenkirchen 4-71; McCalebb 2-6; Bray 1-8.

Auburn struck back quickly four plays later as Frazier threw a 54-yard touchdown pass to Blake to put Auburn ahead 7-3 with 3:38 remaining in the opening quarter.

Catanzaro made a 40-yard field goal to bring Clemson to within 7-6 after the Tigers recovered a Tre Mason fumble just past midfield. Auburn had driven from its own 1-yard line to the Clemson 48 before Auburn's impressive drive ended with the turnover on the first possession of the second quarter.

Ellington's 68-yard run to the Auburn 15 followed by a Ryan White personal foul penalty set up Clemson's first touchdown on a 7-yard run by Roderick McDowell for a 13-7 Clemson lead with 7:26 left in the half. Clemson's drive covered 85 yards in only three plays.

Parkey's 37-yard field goal closed Auburn to within 13-10 with 1:24 before the half. On the drive, Frazier's 38-yard completion to Philip Lutzenkirchen to the Clemson 13 was the big play.

The Chick-fil-A Kickoff Game record crowd of 75,211 saw Auburn gain 374 yards on 64 plays while Clemson had 528 yards total offense on 87 plays. Auburn rushed for 180 yards to Clemson's 320, 231 of it from Ellington.

Sept. 8, 2012 • ESPN • Davis Wade Stadium (56,111) • Starkville, Miss.

AUBURN	10
MISSISSIPPI STATE	28

GAME 2

Tyler Russell threw for three touchdowns and 222 yards to lead Mississippi State to 28-10 victory over Auburn in the SEC opener for both teams at Scott Field on Saturday. Demetrace McNeal led the Tigers with a career-high 18 tackles.

With the Auburn offense struggling in the first half, Onterio McCalebb returned the second half kickoff 100 yards for a touchdown to give the Tigers a 10-7 lead. It was the second of his career, the other an 83-yarder vs. Alabama last year, and Auburn's first 100-yarder since Tim Carter vs. LSU in 2000.

However, it was all Mississippi State after that. Mississippi State (2-0, 1-0) answered quickly as the Bulldogs drove 75 yards in eight plays to regain the lead, 14-10, on Russell's 13-yard touchdown pass to Chad Bumphis touchdown with 11:35 left in the third.

After holding Auburn (0-2, 0-1) to another three and out, State drove 58 yards and took a 21-10 lead on Russell's third touchdown pass, a 3-yard play action to a wide-open Marcus Green, who scored his second of the day, in the back corner of the end zone with 4:38 to go in the third.

The Bulldogs iced the game as LaDarius Perkins scampered 21 yards breaking four tackles to give State a 28-10 lead with 12:33 left in the game.

Mississippi State outgained Auburn 388 to 216 as the Tigers didn't score an offensive touchdown. The Tigers had 91 yards rushing, led by freshman Mike Blakely's 42 yards on 11 carries. Kiehl Frazier completed on 13-of-22 passes for 125 yards to go along with five turnovers, three interceptions and two fumbles. Quan Bray had six receptions for 50 yards while Emory Blake caught two passes for 31 yards.

Jonathon Mincy forced a State fumble on Russell's 8-yard completion to Chris Smith, and it was recovered by the Tigers' Jermaine Whitehead, a Greenville, Miss., native, at the State 39 with a minute left in the first.

SCORING SUMMARY

Auburn	0	3	7	0	—	10
Miss. State	0	7	14	7	—	28

- AU - Parkey 23-yard field goal, 9:40, 2nd
- MS - Green 30-yard pass from Russell (Bell kick), 6:53, 2nd
- AU - McCalebb 100-yard kickoff return (Parkey kick), 14:46, 3rd
- MS - Bumphis 13-yard pass from Russell (Bell kick), 11:35, 3rd
- MS - Green 3-yard pass from Russell (Bell kick), 4:38, 3rd
- MS - Perkins 21-yard run (Bell kick), 12:33, 4th

TEAM STATISTICS

	AU	MS
First Downs	15	23
Rushes-Yards	39-91	36-166
Passing Yards	125	222
Comp-Att-Int	22-13-3	29-20-0
Total Plays-Yards	61-216	65-388
Punts-Avg.	6-40.8	5-40.0
Fumbles/Lost	2/2	1/1
Penalties-Yards	7-57	5-61
3rd Down Conv.	2-of-12	1-of-10
Time of Possession	29:19	30:41

INDIVIDUAL STATISTICS

RUSHING: (MS) - Perkins 14-83 (TD), Milton 6-30, Robinson 6-32, Griffin 2-21; (AU) Blakely 11-42, Mason 8-25, Frazier 11-22, McCalebb 8-4.
PASSING: (MS) Russell 20-29-0, 222 (3 TD); (AU) - Frazier 13-22-3, 125.
RECEIVING: (MS) - Smith 5-46, Green 4-54 (2 TD), Bumphis 3-47 (TD), Perkins 3-17; (AU) Bray 6-50, Blake 2-31, Lutzenkirchen 2-12, Reed 1-17.

The Tigers, which converted a fourth and one at the State 19, took a 3-0 lead on a 23-yard Cody Parkey field goal with 9:40 left in the second despite having it on the Bulldog 5 with a second and goal.

Mississippi State took a 7-3 lead as Russell completed a 30-yard touchdown pass to Green with 6:53 left in the half. Johnathan Banks then intercepted a Frazier pass a play later to set the Bulldogs up at the Auburn 34. The Auburn defense made a huge stop as Angelo Blackson blocked a 43-yard field goal attempt by Bell with 4:24 left.

Auburn's defense kept the Tigers in the game in the first half as State outgained Auburn 157-65. The Tigers rushing attack was led by Blakely, who gained 38 of the yards on nine rushes. Frazier completed 1-of-7 passes for -2 yards and had two interceptions.

Perkins led State's rushing attack with 83 yards on 14 carries and a touchdown while Green had four receptions for 54 yards and two touchdowns and Smith five receptions for 46 yards.



2012 AUBURN FOOTBALL GAME NOTES

Perfect Seasons:
1900, 1904, 1913, 1957, 1993, 2004, 2010
National Champions:
1957, 2010

Sept. 15, 2012 • SECN • Jordan-Hare Stadium (85,214) • Auburn, Ala.

ULM	28
AUBURN	31 (OT)

GAME 3

Cody Parkey's overtime field goal clinched Auburn's first win of the season as it defeated Louisiana-Monroe, 31-28, on Saturday afternoon at Jordan-Hare Stadium. Angelo Blackson made Parkey's game-winning kick possible as he blocked a ULM field goal attempt just minutes earlier during ULM's first overtime possession.

Auburn (1-2) saw a 14-point lead disappear late in the fourth quarter as ULM (1-1) rallied from a 28-14 deficit to tie the game with 1:18 left in regulation before the overtime heroics from Blackson and Parkey.

Auburn finished the game with a season-high 418 yards of total offense, including 255 on the ground. Oterio McCalebb finished with a 128 yards, his fourth career 100-yard rushing game, while Tre Mason had 90 yards rushing on a game-high 22 carries.

Kiehl Frazier was 10-of-18 for 130 yards with a touchdown and an interception while his counterpart from ULM, Kolton Browning, was 28-of-46 for 237 yards with three touchdowns.

ULM went 89 yards on its first drive of the game, a 12-play march, and converted on a fourth-and-goal from the one to take the early touchdown lead, 7-0. The drive was capped by a Browning to Harley Scioneaux pass into the corner of the end zone, the first of two touchdown catches for the ULM tight end.

Auburn answered with a five-play, 76-yard scoring drive of its own on its first possession. McCalebb had three carries on the drive, including the 27-yard touchdown run, while Mason had a 34-yard reception on the previous play to get Auburn into ULM territory as Auburn tied it at 7-7.

Browning put ULM back up a touchdown, 14-7, with his 39-yard touchdown run up the middle with 3:52 left in the first half. The run capped a six-play, 80-yard drive that ate up just 2:54 of clock time. Auburn immediately answered with a quick strike of its own, using a Quan Bray pass back to Frazier for the score. The pass covered 33 yards as Auburn went 75 yards in four plays to tie it at 14-14 with 2:18 left in the half.

Auburn struck one more time before the half as Frazier's 33-yard pass to Sammie Coates as time expired put Auburn ahead, 21-14. Auburn took advantage of a 33-yard punt by the

SCORING SUMMARY

ULM	7	7	0	14	0	--	28
Auburn	7	14	7	0	3	--	31

ULM - Scioneaux 1-yard pass from Browning (Manton kick), 8:22, 1st
AU - McCalebb 27-yard run (Parkey kick), 6:06, 1st
ULM - Browning 39-yard run (Manton kick), 3:52, 2nd
AU - Frazier 33-yard pass from Bray (Parkey kick), 2:18, 2nd
AU - Coates 33-yard pass from Frazier (Parkey kick), 0:00, 2nd
AU - Mason 1-yard run (Parkey kick), 10:40, 3rd
ULM - Scioneaux 4-yard pass from Browning (Manton kick), 6:15, 3rd
ULM - Harper 6-yard pass from Browning (Manton kick), 1:18, 3rd
AU - Parkey 35-yard field goal, 0:00, 1st OT

TEAM STATISTICS

	ULM	AU
First Downs	27	19
Rushes-Yards	41-165	42-255
Passing Yards	245	163
Comp-Att-Int	29-48-0	11-19-1
Total Plays-Yards	89-410	61-418
Punts-Avg.	5-43.2	6-40.2
Fumbles/Lost	0/0	1/1
Penalties-Yards	2-20	7-65
3rd Down Conv.	9-of-21	6-of-13
Time of Possession	34:45	25:15

INDIVIDUAL STATISTICS

RUSHING: (ULM) - Edwards 17-76, Browning 14-58 (TD), Gamel 1-14, Bailey 6-13, Leonard 1-5, Washington 1-0; (AU) McCalebb 11-128 (TD), Mason 22-90 (TD), Blakely 3-32, Frazier 5-8.

PASSING: (ULM) Browning 28-46-0, 237 (3 TD), Wells 1-2-0, 8; (AU) Frazier 10-18-1, 130 (TD), Bray 1-1-0, 33 (TD).

RECEIVING: (ULM) - Leonard 7-53, Hamm 5-57, Harper 5-40 (TD), Maye 4-45, Cook 2-11, Scioneaux 2-5 (2 TD), Edwards 1-20, Cain 1-8, Milton 1-7, Bailey 1-(-1); (AU) Coates 2-34 (TD), Blake 2-26, Bray 2-14, McCalebb 2-6, Mason 1-34, Frazier 1-33 (TD), Lutzenkirchen 1-16.

Warhawks' Justin Manton from his own seven yard line to set up the score as Auburn had just 22 seconds and no timeouts to work with.

Auburn came out of halftime with an 11-play, 65-yard drive that put it up by two touchdowns, 28-14. Mason rushed seven times on the drive, covering 22 yards including the one-yard touchdown run.

The game remained a 14-point contest until ULM went 59 yards on nine plays midway through the fourth quarter to draw within a touchdown, 28-21. Scioneaux, who had just two catches on the day, caught the Browning pass in the corner of the end zone for the score.

Auburn went three-and-out on its next possession, allowing ULM to start its drive on its own 35 with 4:37 left. A six-yard touchdown pass to Colby Harper in the left flat and Manton's extra-point tied it at 28-28.

Auburn blocked a pair of kicks in the game; along with Blackson's overtime stop, Corey Lemonier blocked a Manton 31-yard field goal attempt.

Sept. 22, 2012 • ESPN • Jordan-Hare Stadium (86,721) • Auburn, Ala.

#2 LSU	12
AUBURN	10

GAME 4

Auburn's defense held LSU to a season-low 351 total yards and only three points in the final three quarters but fell to the visitors from Baton Rouge, 12-10, on Saturday night before 86,721 fans at Jordan-Hare Stadium.

Auburn (1-3, 0-2 SEC) got an outstanding performance from its defense, forcing a pair of LSU turnovers, but could not get a crucial stop late in the fourth quarter with enough time left to have a final scoring chance as LSU's final drive ate up most of the final four minutes.

LSU (4-0, 1-0 SEC) had a chance to extend its lead with less than a minute to play, but Drew Allemen's 34-yard field goal attempt sailed wide right. Auburn had one final possession with 37 seconds left, starting from their own 20, but could only manage 17 yards with no timeouts remaining, and Kiehl Frazier's final desperation heave with no time left was intercepted to end the game.

LSU appeared to be driving for the end zone on their first possession, but Mettenberger fumbled the snap at the Auburn 2-yard-line, where it was recovered by Jeffery Whitaker to end the LSU threat. It was just the second fumble lost by LSU so far this season.

But LSU would find its way onto the scoreboard on Auburn's next play from scrimmage, taking a 2-0 lead on a safety when Tre Mason was tackled in the end zone by Sam Montgomery. It was the first safety scored against Auburn since the Tigers' 3-2 victory over Mississippi State in 2008.

LSU would then take advantage of the good field position after the safety, driving 59 yards in nine plays and taking a 9-0 lead on a one-yard touchdown run by Michael Ford with 4:18 to play in the first quarter.

After taking over deep in LSU territory when Corey Lemonier sacked Mettenberger and forced a fumble that was recovered by Angelo Blackson, Tre Mason went around left end for 26 yards to the LSU 4-yard-line. On the next play, McCalebb walked into the end zone for Auburn's first touchdown of the night, cutting the deficit to 9-7 as time expired in the opening period.

SCORING SUMMARY

LSU	9	0	3	0	—	12
Auburn	7	3	0	0	—	10

LS - Montgomery safety, 8:21, 1st
LS - Ford 1-yard run (Allemen kick), 4:18, 1st
AU - McCalebb 4-yard run (Parkey kick), 00:00, 1st
AU - Parkey 40-yard field goal, 1:21, 2nd
LS - Allemen 30-yard field goal, 5:26, 3rd

TEAM STATISTICS

	LS	AU
First Downs	15	9
Rushes-Yards	44-182	30-86
Passing Yards	169	97
Comp-Att-Int	15-27-0	13-22-2
Total Plays-Yards	71-351	52-183
Punts-Avg.	8-42.2	7-41.0
Fumbles/Lost	2/2	2/1
Penalties-Yards	9-80	5-37
3rd Down Conv.	6-of-18	2-of-12
Time of Possession	33:11	26:49

INDIVIDUAL STATISTICS

RUSHING: (LS) - Ware 16-90, Ford 8-41 (TD), Hilliard 10-40, Shepard 2-7, Copeland 2-5, Mettenberger 6-(-1); (AU) Mason 9-54, McCalebb 11-24 (TD), Wallace 3-15, Frazier 6-(-5).

PASSING: (LS) Mettenberger 15-27-0, 169; (AU) - Frazier 13-22-2, 97.

RECEIVING: (LS) - Boone 3-49, Wright 3-25, Landry 3-23, Ware 2-44, Beckham 2-15, Hilliard 1-7, Clement 1-6; (AU) Lutzenkirchen 5-29, Blake 4-56, Bray 2-10, McCalebb 2-2.

Following a 42-yard, nine-play drive that ate up more than five minutes of the second quarter, Cody Parkey's 40-yard field goal gave Auburn a 10-9 lead with 1:21 to play in the half.

LSU went back on top midway through the third quarter after an Auburn special teams miscue gave LSU new life at midfield. A 30-yard Drew Allemen field goal capped a seven-play, 35-yard scoring drive and gave LSU a 12-10 lead — the eventual winning margin — at the 5:26 mark.

With the clock winding down in the fourth quarter and Auburn needing yet another stop to have one final possession, LSU converted a key 3rd-and-5 play as Mettenberger connected with Spencer Ware for a 33-yard gain into Auburn territory, effectively ending Auburn's hopes of a comeback.



Oct. 6, 2012 • ESPN2 • Jordan-Hare Stadium (85,813) • Auburn, Ala.

ARKANSAS	24
AUBURN	7

GAME 5

The Arkansas Razorbacks forced five Auburn turnovers and sacked Tiger quarterbacks eight times in a 24-7 Razorback win Saturday afternoon before 85,819 fans at Jordan-Hare Stadium.

The Razorbacks outgained the Tigers, 372-321, including a 130-40 advantage in rushing yards, yet Auburn had 22 first downs to Arkansas' 19. Auburn also matched a season-high with five turnovers and was unable to take advantage of Arkansas' two giveaways.

Emory Blake paced the Auburn offense with 10 catches for 118 yards and Auburn's only score. During the game, he hauled in his 100th career reception, becoming the eighth Auburn player to reach that mark, and now has 1,573 receiving yards for his career to move into a tie for 10th all-time at Auburn.

The Tigers used three quarterbacks for the first time this season. Kiehl Frazier earned the start and finished 9-of-14 for 118 yards and one interception, but was sacked four times in the game. Clint Moseley saw his first game action of the season, starting the second half and finishing 13-of-21 for 163 yards and a touchdown, but he also threw two picks and was sacked four times. Jonathan Wallace did not attempt a pass but rushed twice for 11 yards.

The Razorbacks struck first, taking their second possession of the game 80 yards in 10 plays, capped by a two-yard touchdown run from Dennis Johnson to take a 7-0 lead with just more than a minute left in the first quarter.

Arkansas took advantage of an Auburn turnover deep in Tiger territory midway through the second quarter and increased its lead to 10-0 on a 27-yard field goal from Zach Hocker with 6:33 to play in the half; the score would remain 10-0 at the half.

After neither team could generate much offense throughout the third quarter, Auburn mounted a 5-play, 68-yard scoring drive late in the period, cutting the deficit to 10-7 on a 21-yard touchdown pass from Moseley to Blake with 0:33 left. All five plays on the AU scoring drive went for positive yardage, including a 22-yard completion to Tre Mason and a 13-yard rush by Mike Blakely.

SCORING SUMMARY

Arkansas.....	7	3	0	14	—	24
Auburn.....	0	0	7	0	—	7

AR - Johnson 2-yard run (Hocker kick), 1:02, 1st
AR - Hocker 27-yard field goal, 6:33, 2nd
AU - Blake 21-yard pass from Moseley (Parkey kick), 0:33, 3rd
AR - Herndon 26-yard pass from Mitchell (Hocker kick), 13:30, 4th
AR - Johnson 2-yard run (Hocker kick), 8:20, 4th

TEAM STATISTICS

	AR	AU
First Downs	19	22
Rushes-Yards	30-116	32-40
Passing Yards	256	281
Comp-Att-Int	23-30-0	22-35-3
Total Plays-Yards	60-372	67-321
Punts-Avg.	5-51.0	6-37.7
Fumbles/Lost	3/2	2/2
Penalties-Yards	4-36	5-30
3rd Down Conv.	3-of-12	4-of-12
Time of Possession	28:55	31:05

INDIVIDUAL STATISTICS

RUSHING: (AR) - Johnson 17-76 (2 TD), Williams 6-34, Wilson 4-10, Davis 3-(-4); (AU) Blakely 7-38, Mason 6-32, McCalebb 7-24, Wallace 2-11, Prosch 1-3, Frazier 5-(-25), Moseley 4-(-43).
PASSING: (AR) Wilson 22-29-0-230, Mitchell 1-1-0-26 (TD) (AU) Frazier 9-14-1-118, Moseley 13-21-2-163 (TD).
RECEIVING: (AR) - Hamilton 7-86, Tate 4-44, Johnson 4-15, McKay 3-36, Wingo 2-19, Herndon 1-26 (TD), Wilson 1-23, Linton 1-7; (AU) Blake 10-118 (TD), Stallworth 2-40, Reed 2-37, McCalebb 2-16, Mason 1-22, Coates 1-16, Benton 1-14, Denson 1-12, Louis 1-4, Lutzenkirchen 1-2.

But Arkansas answered on its next possession, moving 75 yards in five plays and pushing the advantage back to 10 points on a trick play, resulting in a 26-yard touchdown pass from Brandon Mitchell to Javontee Herndon with 13:30 left in the game. It marked the first time this season that the Hogs scored in the second half of an SEC game.

Arkansas then put the game out of reach after Auburn's third turnover of the game gave the Razorbacks a short field. Seven plays and 40 yards later, Johnson went over left guard for his second touchdown of the day to make it 24-7 with 8:20 to play.

The Tigers put together two more drives into Arkansas territory, but two interceptions in the end zone late in the fourth quarter ended Auburn's comeback chances.

Oct. 13, 2012 • SECN • Vaught Hemingway Stadium (57,068) • Oxford, Miss.

AUBURN	20
OLE MISS	41

GAME 6

After Auburn scored 17 straight second quarter points, Ole Miss outscored Auburn 27-3 to run away with a 41-20 victory at Vaught-Hemingway Stadium on Saturday. Tre Mason rushed for two touchdowns and 82 yards on 18 carries for the Tigers while Clint Moseley threw for 118 yards on 11-of-18 passing.

Ole Miss (4-3, 1-2) opened the game's scoring on a toss sweep to running back Randall Mackey, who threw a 25-yard touchdown pass to quarterback Bo Wallace down the left sideline with 7:14 left in the first quarter.

On Auburn's next possession from its own 28, backup center Tunde Fariyike, who was filling in for injured starter Reese Dismukes, snapped the ball over Moseley's head and C.J. Johnson recovered it in the end zone for a touchdown and a 14-0 Ole Miss lead less than two minutes later.

Auburn (1-5, 0-4) bounced right back and drove 74 yards in 13 plays and 6:43 as it cut the lead in half on a Mason 1-yard touchdown run just over a minute into the second quarter. That marked the Tigers' longest scoring drive of the season in plays and time of possession.

Auburn's defense continued to hold Ole Miss after the Rebels' opening drive as the Tigers took over on the Ole Miss 48. Two plays later, Auburn tied it 14-14. On first down, it was a Leroy High to Leroy High connection as Moseley completed a 42-yard pass to Sammie Coates to the Ole Miss 6. Mason then ran in up the middle on the next play for a touchdown with 5:56 left in the half.

Cody Parkey then recovered his own inside kick at the Auburn 47 as Auburn continued to roll. That led to a career long-tying 46-yard field goal by Parkey as the Tigers took a 17-14 lead, their first of the day, with a minute remaining in the half.

However, the Rebels outscored the Tigers 27-3 the rest of the way.

Ole Miss drove down the field quickly and tied it on the last play of the half on a 28-yard field goal by Bryson Rose that ended Auburn's run of 17 consecutive points.

SCORING SUMMARY

Auburn.....	0	17	3	0	—	20
Miss. State.....	14	3	7	17	—	41

UM - Wallace 25-yard pass from Mackey (Rose kick), 7:14, 1st
UM - Johnson 0-yard fumble return (Rose kick), 5:39, 1st
AU - Mason 1-yard run (Parkey kick), 13:56, 2nd
AU - Mason 6-yard run (Parkey kick), 5:56, 2nd
AU - Parkey 46-yard field goal, 1:00, 2nd
UM - Rose 28-yard field goal, 00:00, 2nd
UM - Wallace 1-yard run (Rose kick), 13:53, 3rd
AU - Parkey 31-yard field goal, 4:38, 3rd
UM - Rose 39-yard field goal, 13:28, 4th
UM - Scott 55-yard pass from Wallace (Rose kick), 5:02, 4th
UM - Wallace 2-yard run (Rose kick), 3:26, 4th

TEAM STATISTICS

	AU	UM
First Downs	13	22
Rushes-Yards	41-101	42-200
Passing Yards	112	251
Comp-Att-Int	11-18-1	18-23-0
Total Plays-Yards	59-213	65-451
Punts-Avg.	7-46.7	4-41.0
Fumbles/Lost	1/1	0/0
Penalties-Yards	6-38	3-15
3rd Down Conv.	5-of-15	5-of-12
Time of Possession	34:20	25:40

INDIVIDUAL STATISTICS

RUSHING: (UM) - Scott 21-137, Wallace 15-39 (2 TD), Walton 2-16, Mackey 2-6, Mathers 1-4; (AU) Mason 18-82 (2 TD), McCalebb 8-31, Wallace 6-14, Prosch 1-4, Moseley 7-(-2).
PASSING: (UM) Wallace 17-22-0, 226, (TD), Mackey 1-1-0, 25 (TD); (AU) Moseley 11-18-1, 112.
RECEIVING: (MS) - Smith 5-46, Green 4-54 (2 TD), Bumphis 3-47 (TD), Perkins 3-17; (AU) Blake 4-38, Lutzenkirchen 2-9, Coates 1-42, Stallworth 1-10, Prosch 1-8, Reed 1-4, McCalebb 1-1.

Ole Miss had the ball to open the second half and Wallace completed a 45-yard pass to Ja-Mes Logan in triple coverage to the Auburn 1. That set up a Wallace touchdown run on the next play only 67 seconds into the second half as Ole Miss regained the lead 24-17 as the Rebels scored 10 points in a 2:07 span.

Auburn came back as Mason's 26-yard run to the Ole Miss 15 to set up Parkey's second field goal of the day, a 31-yarder that closed Auburn to within 24-20 with 4:38 to go in the third. Ole Miss answered with a 39-yard field goal by Rose to give the Rebels a 27-20 lead with 13:28 left in the game.

Ole Miss sealed the game with five minutes left on a 55-yard touchdown pass from Wallace to Jeff Scott to give the Rebels a 34-20 lead. On the play, Auburn's Ashton Richardson tackled Jeff Scott at the Auburn 42 but Scott rolled off and ran it in for the touchdown.

The Rebels intercepted a Moseley pass and took a 41-20 lead on 2-yard Wallace run, his second of the day, to cap the scoring.



2012 AUBURN FOOTBALL GAME NOTES

Perfect Seasons:
1900, 1904, 1913, 1957, 1993, 2004, 2010
National Champions:
1957, 2010

Oct. 20, 2012 • SECN • Vanderbilt Stadium (40,350) • Nashville, Tenn.

AUBURN **13**

VANDERBILT **17**

GAME 7

Senior Zac Stacy became Vanderbilt's all-time leading rusher as he gained 169 yards and a touchdown on 27 carries to lead Vanderbilt to a 17-13 victory over Auburn in Vanderbilt Stadium.

Vanderbilt (3-4, 2-3) took the opening kickoff and drove 75 yards in 16 plays to take a 7-0 lead on a 7-yard Wesley Tate touchdown run with 6:35 left. On the drive, the Commodores had two successful fourth down conversions.

Auburn (1-6, 0-5) recovered its second of three fumbles as Vanderbilt failed on a fake punt that was recovered by Ashton Richardson at the Commodore 36 yard line. On 3rd and goal from the 10, Clint Moseley threw behind a wide open Emory Blake in the end zone. Cody Parkey brought Auburn to within 7-3 on a 27-yard field goal with 8:10 left in the half.

The Tigers stopped the Commodores again on fourth down, this time with an inch to go from the Auburn 48 as McKinzy made a huge hit and tackle with just under four minutes to go in the half. The key play of Auburn's scoring drive came as Moseley threw a 24-yard strike to Blake on play action to the Vandy 6. Oterio McCaleb rushed it to the 1, and Tre Mason punched it in despite a shaky handoff to give Auburn its first lead of the game at 10-7 with 1:21 before halftime.

Vanderbilt quickly drove 65 yards in 11 plays as Carey Spear kicked a 30-yard field goal to tie the game 10-10 on the last play of the half.

The Commodores stopped the Tigers on the opening possession of the third quarter and scored on its second consecutive drive to take a 17-10 lead on Stacy's 2-yard run with 7:34 on the clock. Vanderbilt drove 85 yards in 7 plays in only 2:56.

Auburn had the beginnings of another good drive as Mason had a career-long 34-yard rush on a nice block by Patrick Miller to the Vanderbilt 40, but a pair of false start penalties and a 10-yard third down sack pushed Auburn back to its own 40. The Tigers punted the ball to the Commodores with less than a minute to go in the third.

Auburn took over on its own 49 with 14:01 left in the game. Parkey nailed his second field goal of the day, a 39-yarder, to make it a 17-13 Vanderbilt lead with 9:55 remaining.

Vanderbilt responded as Jordan Rodgers completed a 37-yard pass to a wide open Chris Boyd to the Auburn 38. The Commodores went for it on fourth down for the fifth time, needing three yards this time from the Auburn 31, and Gabe Wright tackled Stacy for a 7-yard loss. The Tigers took over on their own 38 with seven minutes left as they stopped Vanderbilt for the third time on fourth down.

Auburn had it 2nd and 2 from its own 45, but Mason had a rush for no gain and McCaleb lost two yards.

The Commodores took over on their own 19 with 4:41 remaining. On the first play, Stacy, a native of Centreville, Ala., and Bibb County High School alum, rushed it for 27 yards from the wildcat position to the Vanderbilt 41 to become Vanderbilt's all-time leading rusher with 2,647 yards.

Stacy fumbled at the Auburn 32 with 2:24 remaining. On 3rd and 2, Moseley completed an 18-yard pass to tight end C.J. Uzomah to the Vanderbilt 41 with 1:44 to go. Moseley was sacked on second down and Auburn's comeback threat was ended.

SCORING SUMMARY

Auburn	0	10	0	3	—	13
Vanderbilt	7	3	7	0	—	17

VU - Tate 7-yard run (Spear kick), 6:35, 1st
AU - Parkey 27-yard field goal, 8:10, 2nd
AU - Mason 1-yard run (Parkey kick), 1:21, 2nd
VU - Spear 30-yard field goal, 00:00, 2nd
VU - Stacy 2-yard run (Fowler kick), 7:34, 3rd
AU - Parkey 39-yard field goal, 9:55, 4th

TEAM STATISTICS

	AU	VU
First Downs	13	19
Rushes-Yards	33-103	45-209
Passing Yards	109	173
Comp-Att-Int	15-21-0	15-26-0
Total Plays-Yards	54-212	71-382
Punts-Avg.	7-40.1	3-45.3
Fumbles/Lost	1/0	3/3
Penalties-Yards	4-30	5-35
3rd Down Conv.	2-of-12	5-of-15
Time of Possession	30:51	29:09

INDIVIDUAL STATISTICS

RUSHING: (VU) Stacy 27-169 (TD), Rodgers 6-27, Tate 7-20 (TD), Kimbrow 2-3, Grady 1-(-2); (AU) Mason 16-85 (TD), McCaleb 8-39, Prosch 1-5, Wallace 3-(-5), Moseley 5-(-21).

PASSING: (VU) Rodgers 15-25-0, 173; (AU) Moseley 14-20-1, 98, Wallace 1-1-0, 11.

RECEIVING: (VU) Boyd 6-77, Matthews 3-46, Kentera 3-19, Stacy 2-24, Krause 1-7; (AU) Blake 4-47, Uzomah 2-23, Prosch 2-9, Bray 2-7, McCaleb 2-2, Louis 1-11, Reed 1-6, Mason 1-4.

Oct. 27, 2012 • ESPNU • Jordan-Hare Stadium (85,119) • Auburn, Ala.

#22 **TEXAS A&M** **63**

AUBURN **21**

GAME 8

True freshman quarterback Jonathan Wallace connected on touchdown passes to C.J. Uzomah and Emory Blake and threw for 122 yards but it wasn't enough to overcome No. 21/22 Texas A&M's 672 yards of total offense as the Auburn football team fell to 1-7, 0-6 SEC with a 63-21 loss on Saturday night at Jordan-Hare Stadium in Auburn.

Both of Wallace's touchdown tosses covered 27 yards and both came in the third quarter after Auburn went down 49-7 at the half. Auburn's lone score in the first half was a Tre Mason one-yard run on Auburn's first possession of the second quarter, Mason's fifth scoring run in the last four contests.

Wallace finished the night 6-for-9 from the pocket and also ran for 71 yards on 13 attempts while Mason rushed 12 times for 80 yards and his fifth touchdown of the season.

Texas A&M (6-2, 3-2 SEC) quarterback Johnny Manziel threw for 260 yards on 16-for-23 passing with two touchdowns and also ran for 90 yards and three touchdowns on nine carries.

Emory Blake finished the night with five catches for 106 yards and moved into fifth in the Auburn record books with his 16th receiving touchdown catch. Uzomah, making his first start at tight end, had three catches for 90 yards.

Leading tacklers for Auburn were safety Demetruce McNeal (10 tackles), safety Jermaine Whitehead (8 tackles) and linebacker Jake Holland (7 tackles).

SCORING SUMMARY

Texas A&M	21	21	14	7	—	63
Auburn	0	7	14	0	—	21

TAMU - Swope 16-yard pass from Manziel (Bertolet kick), 11:18, 1st
TAMU - Manziel 6-yard run (Bertolet kick), 5:38, 1st
TAMU - Swope 19-yard pass from Manziel (Bertolet kick), 2:02, 1st
TAMU - Michael 34-yard run (Bertolet kick), 13:45, 2nd
AU - Mason 1-yard run (Parkey kick), 9:10, 2nd
TAMU - Manziel 2-yard run (Bertolet kick), 5:22, 2nd
TAMU - Malena 7-yard run (Bertolet kick), 1:25, 2nd
TAMU - Manziel 20-yard run (Bertolet kick), 12:03, 3rd
AU - Uzomah 27-yard pass from Wallace (Parkey kick), 9:47, 3rd
TAMU - Williams 1-yard run (Bertolet kick), 4:31, 3rd
AU - Blake 27-yard pass from Wallace (Parkey kick), 1:33, 3rd
TAMU - Kennedy 2-yard pass from Showers (Lambo kick), 6:27, 4th

TEAM STATISTICS

	TAMU	AU
First Downs	34	18
Rushes-Yards	48-352	34-124
Passing Yards	319	211
Comp-Att-Int	24-33-0	12-21-0
Total Plays-Yards	81-671	55-335
Punts-Avg.	1-40.0	6-40.3
Fumbles/Lost	0/0	1/0
Penalties-Yards	3-27	6-35
3rd Down Conv.	9-of-11	2-of-10
Time of Possession	30:38	29:22

INDIVIDUAL STATISTICS

RUSHING: (TAMU) - Williams 19-109 (TD), Manziel 9-90 (3 TD), Michael 9-75 (TD), Malena 7-63 (TD), Showers 2-9, Kennedy 1-7; (AU) - Mason 12-80 (TD), Wallace 13-71, McCaleb 1-8, Louis 2-2, Moseley 1-(-8), Frazier 4-(-19).

PASSING: (TAMU) - Manziel 16-23-0, 260 (2 TD), Showers 8-8-0, 59, (TD), Joeckel 0-2-0; (AU) - Frazier 6-11-0, 89, Wallace 6-9-0, 122, (2 TD), Moseley 0-1-0.

RECEIVING: (TAMU) - Swope 6-140 (2 TD), Evans 5-80, Kennedy 3-25 (TD), Williams 3-24, Nwachukwu 2-14, Johnson 2-9, Holmes 1-12, Walker 1-9, Malena 1-6; (AU) Blake 5-106 (TD), Uzomah 3-90 (TD), Reed 2-9, Stallworth 1-5, Prosch 1-1.



Nov. 3, 2012 • CSS • Jordan-Hare Stadium (74,676) • Auburn, Ala.

NEW MEXICO STATE	7
AUBURN	42

GAME 9

Tre Mason and Onterio McCalebb combined for 265 rushing yards and three touchdowns, and Auburn snapped a five-game losing skid with a 42-7 Homecoming victory over New Mexico State at Jordan-Hare Stadium Saturday afternoon.

Mason carried 22 times for a career-high 152 yards and a touchdown, averaging 6.9 yards per carry. Meanwhile, McCalebb made the most of his eight touches, picking up 113 yards (14.1/carry) while scoring two touchdowns.

Freshman Jonathan Wallace made his first start at quarterback, completing 9-of-16 attempts for 164 yards and a touchdown along with one interception.

Auburn outgained New Mexico State 475-305, including a 311-83 advantage on the ground. The Tigers also converted on 5-of-12 third-down opportunities and held NMSU to a 2-for-13 conversion rate. Auburn turned the ball over just once while the Aggies had two giveaways.

McCalebb got his first score when he broke loose on a 38-yard run around the right end for Auburn's fourth score of the day, its third via rushing touchdown, to make it 28-0 Tigers at the 2:58 mark of the third quarter. His run finished off a 96-yard scoring drive - Auburn's longest of the season by yardage - that lasted just seven plays and 3:26.

The Auburn senior would add his second touchdown of the day on a 7-yard run with 11:20 to play in the game, giving the Tigers a 35-7 lead. McCalebb's scoring run was set up by his own 45-yard kickoff return to near midfield, and a 40-yard run by Mason got Auburn in the red zone two plays later.

Trovon Reed capped off the scoring for Auburn with a 40-yard reception from Wallace for his first career touchdown, giving the Tigers a 42-7 lead with 7:19 to play.

After a scoreless first quarter, the Tigers struck first with a five-yard touchdown run from Mason that capped a 13-play, 89-yard drive to give Auburn a 7-0 lead with 4:56 to play in the half. It marked the longest scoring drive of the season for the Tigers. That would be the halftime score as NMSU would be unable to cross midfield.

The Tigers went to the ground game to open the third quarter, putting together a seven-play,

SCORING SUMMARY

New Mexico St...	0	0	7	—	7
Auburn	0	0	21	14	42

- AU - Mason 5-yard run (Parkey kick), 4:56, 2nd
- AU - Prosch 1-yard run (Parkey kick), 11:48, 3rd
- AU - Bates 62-yard fumble recovery (Parkey kick), 2:58, 3rd
- AU - McCalebb 38-yard run (Parkey kick), 2:58, 3rd
- NMS - Powell 2-yard run (Johnson kick), 12:36, 4th
- AU - McCalebb 7-yard run (Parkey kick) 11:20, 4th
- AU - Reed 40-yard pass from Wallace (Parkey kick), 7:19, 4th

TEAM STATISTICS

	NMS	AU
First Downs	15	19
Rushes-Yards	32-82	45-311
Passing Yards	222	164
Comp-Att-Int	17-31-0	9-17-1
Total Plays-Yards	63-305	62-475
Punts-Avg.	9-43.3	5-42.6
Fumbles/Lost	2/2	2/0
Penalties-Yards	2-15	7-75
3rd Down Conv.	2-of-13	5-of-12
Time of Possession	28:22	31:38

INDIVIDUAL STATISTICS

RUSHING: (NMS) - Morrison 19-79, Powell 5-15 (TD), Colwell 2-9, Manley 6-(-20); (AU) Mason 22-152 (TD), McCalebb 8-113 (2 TD), Blakely 6-24, Wallace 3-10, Grant 4-8, Prosch 2-5 (TD).

PASSING: (NMS) - Manley 17-30-0, 222, Colwell 0-1-0; (AU) - Wallace 9-16-1, 164 (TD), Frazier 0-1-0.

RECEIVING: (NMS) - Franklin 7-154, Walls 6-39, Bateman 2-25, Quiroga 1-6, Mustafa 1-(-2); (AU) - Blake 4-78, Reed 1-40 (TD), Louis 1-21, Coates 1-13, Burgess 1-10, Stallworth 1-2.

80-yard drive that ended with a Jay Prosch 1-yard dive for his first collegiate touchdown, giving the Tigers a 14-0 lead. Mason had runs of nine and 37 yards on the drive, and the Tigers gained 66 of 80 yards on the drive via the run game.

Midway through the third quarter, Auburn's first defensive score of the season gave the Tigers a 21-0 lead. Daren Bates recovered a fumble by NMSU quarterback Andrew Manley and went 62 yards, stiff-arming an Aggie defender at the 10-yard-line before diving into the end zone for the score. It was the longest fumble return for a touchdown in Auburn history and the first since Kenneth Carter recovered a fumble in the end zone for a score against Alabama last season.

New Mexico State found its way onto the scoreboard early in the fourth quarter as Tiger Powell dove in from two yards out to make it a 28-7 game with 12:36 to play. The scoring play was set up by a 51-yard completion from Manley to Franklin down to the Auburn 6-yard-line.

In Homecoming activities at halftime, Auburn women's basketball player Blanche Alverson was named 2012 Miss Homecoming.

Nov. 10, 2012 • ESPN2 • Jordan-Hare Stadium (86,146) • Auburn, Ala.

#5 GEORGIA	38
AUBURN	0

GAME 10

Emory Blake had his eighth career 100-yard receiving game, but Georgia earned a 38-0 win over Auburn on Saturday night before 86,146 fans at Jordan-Hare Stadium.

The Tigers fell to 2-8 overall, 0-7 in SEC play. With the win, Georgia (9-1, 7-1 SEC) clinched the SEC Eastern Division title and a spot in next month's SEC Championship Game.

Blake had a team-best 108 receiving yards on six catches, his fourth time over 100 yards this season. Auburn quarterback Jonathan Wallace, making his second career start, finished with 15 completions on 22 attempts for 181 yards and an interception. His 15 completions were the most by an Auburn quarterback in a game this season.

The Tigers struggled in the rushing game, gaining just 57 yards on 27 attempts. Tre Mason led the way with 33 yards, and Onterio McCalebb had 16 on the ground to go along with 43 receiving yards on three catches.

Georgia's Aaron Murray completed 18-of-24 pass attempts on the night for 208 yards and three touchdowns, connecting with six different receivers as the Bulldogs employed a balanced attack throughout the game. Running backs Todd Gurley and Keith Marshall each topped the 100-yard mark with Gurley getting 11 carries for 116 yards and Marshall rushing eight times for 105. Malcolm Mitchell was Georgia's leading receiver with 47 yards on five catches.

Georgia outgained the Tigers 497-238 with 24 first downs to Auburn's 11. The Bulldogs also converted 8-of-14 third downs.

The Bulldogs marched straight down the field on their first possession, taking a 7-0 lead on a six-yard completion from Murray to Chris Conley with 10:51 to play in the first quarter. The scoring opportunity was set up by a 49-yard rush down the left sideline by Gurley on his first carry of the game.

Georgia doubled its lead to 14-0 late in the opening quarter, driving 80 yards in nine plays and scoring on Murray's second touchdown pass of the night, this time to Mitchell for five yards. It was 21-0 after the Bulldogs' first drive of the second quarter that spanned 64 yards in nine plays, capped by another Murray TD pass to Marlon Brown.

SCORING SUMMARY

Georgia	14	14	10	0	—	38
Auburn	0	0	0	0	—	0

- GA - Conley 6-yard pass from Murray (Morgan kick), 10:51, 1st
- GA - Mitchell 5-yard pass from Murray (Morgan kick), 1:19, 1st
- GA - Kin 17-yard pass from Murray (Morgan kick), 10:27, 2nd
- GA - Gurley 6-yard run (Morgan kick), 5:09, 2nd
- GA - Morgan 20-yard field goal, 8:18, 3rd
- GA - Marshall 62-yard run (Morgan kick), 4:34, 3rd

TEAM STATISTICS

	GA	AU
First Downs	24	11
Rushes-Yards	42-289	27-57
Passing Yards	208	181
Comp-Att-Int	18-25-0	15-22-1
Total Plays-Yards	67-497	49-238
Punts-Avg.	5-45.2	8-38.6
Fumbles/Lost	0/0	2/1
Penalties-Yards	3-15	3-30
3rd Down Conv.	8-of-14	3-of-11
Time of Possession	31:48	28:12

INDIVIDUAL STATISTICS

RUSHING: (GA) - Gurley 11-116 (TD), Marshall 8-105 (TD), Malcome 9-25, Mitchell 1-16, LeMay 4-16, Murray 4-11, Samuel 4-6, Welch 1-(-6); (AU) - Mason 11-33, McCalebb 2-16, Prosch 2-9, Wallace 11-9, Bray 1-(-10).

PASSING: (GA) - Murray 18-24-0, 208 (3 TD), Welch 0-1-0, 0; (AU) - Wallace 15-22-1, 181, Bray 0-0-0.

RECEIVING: (GA) - Mitchell 5-47 (TD), Conley 4-32 (TD), King 3-73 (TD), Lynch 3-29, Rome 2-17, Gurley 1-10; (AU) - Blake 6-104, McCalebb 3-43, Mason 3-20, Fulse 1-8, Bray 1-5, Prosch 1-1.

The Bulldogs kept mixing the run and the pass on their fourth possession, taking a 28-0 lead on a 6-yard play by Todd Gurley after a five-play, 90-yard drive. The key play of the drive was a Murray-to-King connection for 55 yards down to the Auburn 6.

Georgia opened the scoring in the second half with a 20-yard field goal from Marshall Morgan to make it 31-0. It would be 38-0 after their next possession when Marshall broke loose and outran the Auburn defense for a 62-yard score.

Auburn had its best scoring chance late in the third quarter, driving inside the red zone for the first time all night, but a 13-yard completion to Blake went for naught as he fumbled at the Georgia 11 and the Bulldogs recovered. The Tigers only crossed midfield three times during the game.



2012 AUBURN FOOTBALL GAME NOTES

Perfect Seasons:
1900, 1904, 1913, 1957, 1993, 2004, 2010
National Champions:
1957, 2010

2012 STATISTICS

RECORD.....	OVERALL	HOME	AWAY	NEUTRAL
ALL GAMES.....	2-8-0	2-4-0	0-3-0	0-1-0
SEC GAMES.....	0-7-0	0-4-0	0-3-0	0-0-0
NON-CONFERENCE.....	2-1-0	2-0-0	0-0-0	0-1-0

DATE.....	OPPONENT	W/L	SCORE	ATTEND
9/1/2012.....	vs. Clemson	L	19-26	75,211
9/8/2012.....	at Mississippi State*	L	10-28	56,111
9/15/2012.....	LOUISIANA-MONROE	(OT) W	31-28	85,214
9/22/2012.....	LSU	L	10-12	86,721
10/6/2012.....	ARKANSAS	L	7-24	85,813
10/13/2012.....	at Ole Miss	L	20-41	57,068
10/20/2012.....	at Vanderbilt	L	13-17	40,350
10/27/2012.....	TEXAS A&M	L	21-63	85,119
11/3/2012.....	NEW MEXICO STATE	W	42-7	74,676
11/10/2012.....	GEORGIA	L	0-38	86,146
11/17/2012.....	ALABAMA A&M			
11/24/2012.....	at Alabama			

RUSHING.....	GP	Att	Gain	Loss	Net	Avg	TD	Long	Avg/G
Tre Mason.....	10	138	766	27	739	5.4	6	40	73.9
Onterio McCalebb.....	10	76	525	56	469	6.2	4	43	46.9
Mike Blakely.....	5	28	142	4	138	4.9	0	20	27.6
Jonathan Wallace.....	7	41	159	35	124	3.0	0	12	17.7
Jay Prosch.....	10	7	26	0	26	3.7	1	5	2.6
Corey Grant.....	4	4	9	1	8	2.0	0	5	2.0
Ricardo Louis.....	9	2	2	0	2	1.0	0	2	0.2
Quan Bray.....	9	2	0	11	-11	-5.5	0	0	-1.2
Kiehl Frazier.....	7	40	82	110	-28	-0.7	0	12	-4.0
TEAM.....	6	5	0	45	-45	-9.0	0	0	-7.5
Clint Moseley.....	4	17	13	87	-74	-4.4	0	9	-18.5
Total.....	10	360	1724	376	1348	3.7	11	43	134.8
Opponents.....	10	412	2292	210	2082	5.1	19	68	208.2

PASSING.....	G	Effic	Comp-Att-Int	Pct	Yds	TD	Lng	Avg/G
Kiehl Frazier.....	7	100.74	62-115-8	53.9	753	2	54	107.6
Clint Moseley.....	4	111.05	38-60-3	63.3	373	1	42	93.2
Jonathan Wallace.....	7	160.52	31-48-2	64.6	478	3	40	68.3
Quan Bray.....	9	707.20	1-1-0	100.0	33	1	33	3.7
Total.....	10	119.02	132-224-13	58.9	1637	7	54	163.7
Opponents.....	10	144.86	203-307-1	66.1	2273	16	55	227.3

RECEIVING.....	G	No.	Yds	Avg	TD	Long	Avg/G
Emory Blake.....	10	45	713	15.8	3	54	71.3
Philip Lutzenkirchen.....	6	15	139	9.3	0	38	23.2
Onterio McCalebb.....	10	15	83	5.5	0	34	8.3
Quan Bray.....	9	14	94	6.7	0	16	10.4
Trovan Reed.....	10	8	113	14.1	1	40	11.3
Tre Mason.....	10	6	80	13.3	0	34	8.0
Travante Stallworth.....	10	6	65	10.8	0	22	6.5
C.J. Uzomah.....	9	5	113	22.6	1	38	12.6
Sammie Coates.....	10	5	105	21.0	1	42	10.5
Jay Prosch.....	10	5	19	3.8	0	8	1.9
Ricardo Louis.....	9	3	36	12.0	0	21	4.0
Kiehl Frazier.....	7	1	33	33.0	1	33	4.7
DeAngelo Benton.....	8	1	14	14.0	0	14	1.8
Jaylon Denson.....	10	1	12	12.0	0	12	1.2
Blake Burgess.....	10	1	10	10.0	0	10	1.0
Brandon Fulse.....	10	1	8	8.0	0	8	0.8
Total.....	10	132	1637	12.4	7	54	163.7
Opponents.....	10	203	2273	11.2	16	55	227.3

TEAM STATISTICS.....	AU	OPP
SCORING.....	173	284
Points Per Game.....	17.3	28.4
FIRST DOWNS.....	156	226
Rushing.....	78	104
Passing.....	73	104
Penalty.....	5	18
RUSHING YARDAGE.....	1348	2082
Yards gained rushing.....	1724	2292
Yards lost rushing.....	376	210
Rushing Attempts.....	360	412
Average Per Rush.....	3.7	5.1
Average Per Game.....	134.8	208.2
TDs Rushing.....	11	19
PASSING YARDAGE.....	1637	2273
Comp-Att-Int.....	132-224-13	203-307-1
Average Per Pass.....	7.3	7.4
Average Per Catch.....	12.4	11.2
Average Per Game.....	163.7	227.3
TDs Passing.....	7	16
TOTAL OFFENSE.....	2985	4355
Total Plays.....	584	719
Average Per Play.....	5.1	6.1
Average Per Game.....	298.5	435.5
KICK RETURNS: #-Yards.....	25-598	12-205
PUNT RETURNS: #-Yards.....	15-113	5-4
INT RETURNS: #-Yards.....	1-12	13-124
KICK RETURN AVERAGE.....	23.9	17.1
PUNT RETURN AVERAGE.....	7.5	0.8
INT RETURN AVERAGE.....	12.0	9.5
FUMBLES-LOST.....	17-9	12-10
PENALTIES-Yards.....	56-445	42-334
Average Per Game.....	44.5	33.4
PUNTS-Yards.....	61-2489	48-2080
Average Per Punt.....	40.8	43.3
Net punt average.....	39.4	40.1
KICKOFFS-Yards.....	39-2551	54-3383
Average Per Kick.....	65.4	62.6
Net kick average.....	48.6	39.1
TIME OF POSSESSION/Game.....	29:31	30:29
3RD-DOWN Conversions.....	35/122	56/143
3rd-Down Pct.....	29%	39%
4TH-DOWN Conversions.....	2/7	8/15
4th-Down Pct.....	29%	53%
SACKS BY-Yards.....	20-126	33-219
MISC YARDS.....	7	0
TOUCHDOWNS SCORED.....	20	36
FIELD GOALS-ATTEMPTS.....	11-14	10-20
ON-SIDE KICKS.....	1-1	0-0
RED-ZONE SCORES.....	(18-23) 78%	(36-42) 86%
RED-ZONE TOUCHDOWNS.....	(9-23) 39%	(27-42) 64%
PAT-ATTEMPTS.....	(20-20) 100%	(36-36) 100%
ATTENDANCE.....	503689	153529
Games/Avg Per Game.....	6/83948	3/51176
Neutral Site Games.....		1/75211

SCORE BY QUARTERS.....	1st	2nd	3rd	4th	OT	Total
Auburn.....	21	64	65	20	3	173
Opponents.....	82	68	58	76	0	284

SEC Champions:
1957, 1983, 1987, 1988, 1989, 2004, 2010
SEC West Champions:
1997, 2000, 2001, 2002, 2004, 2005, 2010

2012 AUBURN FOOTBALL GAME NOTES



2012 STATISTICS

PUNT RETURNS.....	No.	Yds	Avg	TD	Long
Quan Bray.....	13	88	6.8	0	38
Trovon Reed.....	2	25	12.5	0	15
Total.....	15	113	7.5	0	38
Opponents.....	5	4	0.8	0	7

INTERCEPTIONS.....	No.	Yds	Avg	TD	Long
Daren Bates.....	1	12	12.0	0	12
Total.....	1	12	12.0	0	12
Opponents.....	13	124	9.5	0	38

KICK RETURNS.....	No.	Yds	Avg	TD	Long
Onterio McCalebb.....	19	450	23.7	1	100
Tre Mason.....	3	79	26.3	0	32
C.J. Uzomah.....	1	38	38.0	0	38
Craig Sanders.....	1	10	10.0	0	10
Quan Bray.....	1	21	21.0	0	21
Total.....	25	598	23.9	1	100
Opponents.....	12	205	17.1	0	25

FUMBLE RETURNS.....	No.	Yds	Avg	TD	Long
Daren Bates.....	1	62	62.0	1	62
Total.....	1	62	62.0	1	62
Opponents.....	1	4	4.0	1	4

SCORING.....	TD	PATs						DXP	Saf	Points
		FGs	Kick	Rush	Rcv	Pass	0-0			
Cody Parkey.....	0	11-14	20-20	0-0	0	0-0	0	0	53	
Tre Mason.....	6	0-0	0-0	0-0	0	0-0	0	0	36	
Onterio McCalebb.....	5	0-0	0-0	0-0	0	0-0	0	0	30	
Emory Blake.....	3	0-0	0-0	0-0	0	0-0	0	0	18	
Jay Prosch.....	1	0-0	0-0	0-0	0	0-0	0	0	6	
Kiehl Frazier.....	1	0-0	0-0	0-0	0	0-0	0	0	6	
Sammie Coates.....	1	0-0	0-0	0-0	0	0-0	0	0	6	
Trovon Reed.....	1	0-0	0-0	0-0	0	0-0	0	0	6	
C.J. Uzomah.....	1	0-0	0-0	0-0	0	0-0	0	0	6	
Daren Bates.....	1	0-0	0-0	0-0	0	0-0	0	0	6	
Total.....	20	11-14	20-20	0-0	0	0-0	0	0	173	
Opponents.....	36	10-20	36-36	0-0	0	0-0	0	1	284	

TOTAL OFFENSE.....	G	Plays	Rush	Pass	Total	Avg/G
Tre Mason.....	10	138	739	0	739	73.9
Kiehl Frazier.....	7	155	-28	753	725	103.6
Jonathan Wallace.....	7	89	124	478	602	86.0
Onterio McCalebb.....	10	76	469	0	469	46.9
Clint Moseley.....	4	77	-74	373	299	74.8
Mike Blakely.....	5	28	138	0	138	27.6
Jay Prosch.....	10	7	26	0	26	2.6
Quan Bray.....	9	3	-11	33	22	2.4
Corey Grant.....	4	4	8	0	8	2.0
Ricardo Louis.....	9	2	2	0	2	0.2
TEAM.....	6	5	-45	0	-45	-7.5
Total.....	10	584	1348	1637	2985	298.5
Opponents.....	10	719	2082	2273	4355	435.5

FIELD GOALS.....	FGM-FGA	Pct	01-19	20-29	30-39	40-49	50-99	Lg	Blk
Cody Parkey.....	11-14	78.6	0-0	3-3	5-5	3-6	0-0	46	0

FG SEQUENCE	Auburn	OPPONENTS
Clemson.....	(37),(46),(27),(36)	(24),(40),55,(37),(18)
Mississippi State.....	(23)	36, 43
Louisiana-Monroe.....	(35)	31, 37
LSU.....	(40)	(30),34
Arkansas.....	49	26,(27),50
Ole Miss.....	(46),(31)	(28),(39)
Vanderbilt.....	(27),(39)	(30)
Texas A&M.....	48	48
New Mexico State.....	47	47
Georgia.....	--	(20)
Alabama A&M.....		
Alabama.....		

Numbers in (parentheses) indicate field goal was made.

PUNTING.....	No.	Yds	Avg	Long	TB	FC	I20	Blkd
Steven Clark.....	61	2489	40.8	54	4	33	14	0
Total.....	61	2489	40.8	54	4	33	14	0
Opponents.....	48	2080	43.3	70	2	17	19	0

KICKOFFS.....	No.	Yds	Avg	TB	OB	Retn	Net	YdLn
Cody Parkey.....	39	2551	65.4	26	1			
Total.....	39	2551	65.4	26	1	205	43.5	21
Opponents.....	54	3383	62.6	27	0	598	39.1	25

ALL PURPOSE.....	G	Rush	Rec	PR	KOR	IR	Tot	Avg/G
Onterio McCalebb.....	10	469	83	0	450	0	1002	100.2
Tre Mason.....	10	739	80	0	79	0	898	89.8
Emory Blake.....	10	0	713	0	0	0	713	71.3
Quan Bray.....	9	-11	94	88	21	0	192	21.3
C.J. Uzomah.....	9	0	113	0	38	0	151	16.8
Philip Lutzenkirchen.....	6	0	139	0	0	0	139	23.2
Trovon Reed.....	10	0	113	25	0	0	138	13.8
Mike Blakely.....	5	138	0	0	0	0	138	27.6
Jonathan Wallace.....	7	124	0	0	0	0	124	17.7
Sammie Coates.....	10	0	105	0	0	0	105	10.5
Travante Stallworth.....	10	0	65	0	0	0	65	6.5
Jay Prosch.....	10	26	19	0	0	0	45	4.5
Ricardo Louis.....	9	2	36	0	0	0	38	4.2
DeAngelo Benton.....	8	0	14	0	0	0	14	1.8
Daren Bates.....	10	0	0	0	0	12	12	1.2
Jaylon Denson.....	10	0	12	0	0	0	12	1.2
Blake Burgess.....	10	0	10	0	0	0	10	1.0
Craig Sanders.....	9	0	0	0	10	0	10	1.1
Brandon Fulse.....	10	0	8	0	0	0	8	0.8
Corey Grant.....	4	8	0	0	0	0	8	2.0
Kiehl Frazier.....	7	-28	33	0	0	0	5	0.7
TEAM.....	6	-45	0	0	0	0	-45	-7.5
Clint Moseley.....	4	-74	0	0	0	0	-74	-18.5
Total.....	10	1348	1637	113	598	12	3708	370.8
Opponents.....	10	2082	2273	4	205	124	4688	468.8



2012 DEFENSIVE STATISTICS

DEFENSIVE LEADERS	GP	Tackles			Sacks		Pass Def			Fumbles		Blkd	QBH	Rcv-Yds	FF	Kick	Saf
		Solo	Ast	Total	TFL/Yds	No-Yards	Int-Yds	BrUp									
12 Demetruce McNeal.....	10	53	37	90	7.0-26	1.0-7	.	4	2	1-0
25 Daren Bates.....	10	37	52	89	5.5-15	2.0-11	1-12	3	4	2-62
9 Jermaine Whitehead.....	10	38	41	79	3.5-8	1.0-5	.	5	.	1-0
5 Jake Holland.....	9	25	37	62	2.0-4	.	.	2	5
6 Jonathon Mincy.....	10	37	14	51	4.0-26	1.0-12	.	4	.	.	1
11 Chris Davis.....	7	18	16	34	1.0-1	.	.	2
95 Dee Ford.....	9	20	9	29	4.5-28	4.0-27	.	1	6
55 Corey Lemonier.....	10	16	13	29	5.5-32	5.5-32	.	.	12	1-0	1	1
15 Joshua Holsey.....	10	18	6	24	1.0-2	.	.	4
30 Cassanova McKinzy.....	7	13	10	23	0.5-1	.	.	.	1	1-0	1
98 Angelo Blackson.....	10	9	12	21	6.0-14	1.0-8	.	1	3	1-0	2	2
22 T'Sharvan Bell.....	10	13	8	21	.	.	.	5	.	1-0
92 Kenneth Carter.....	10	8	9	17	1.0-1	.	.	.	3
94 Nosa Eguae.....	10	10	7	17	2.0-3	1.0-2	.	.	2
35 Jonathan Evans.....	10	10	5	15	0.5-0	.	.	.	2
24 Ryan Smith.....	2	8	6	14	1
31 Trent Fisher.....	10	8	4	12
54 Jeffrey Whitaker.....	7	5	7	12	1.0-4	0.5-3	.	.	2	1-0
21 Jonathan Jones.....	9	7	5	12	.	.	.	1
19 Ryan White.....	9	7	4	11
90 Gabe Wright.....	10	6	4	10	3.0-12	1.0-6	.	2	5
26 Justin Garrett.....	5	4	6	10	0.5-0	1
13 Craig Sanders.....	9	6	3	9	1.5-3
14 Erique Florence.....	8	6	2	8	1.0-2
10 LaDarius Owens.....	10	5	3	8	1.5-3
56 Ashton Richardson.....	10	2	2	4	1.0-6	1.0-6	.	.	.	1-0
27 Robenson Therezie.....	8	3	.	3	1.0-2
45 Keymiya Harrell.....	2	2	.	2	1.0-7	1.0-7	.	.	1
16 Ikeem Means.....	10	.	2	2
96 Devaunte Sigler.....	5	1	1	2
21 Tre Mason.....	10	2	.	2
85 Travante Stallworth.....	10	2	.	2
5 Ricardo Louis.....	9	2	.	2
74 Jamar Travis.....	10	.	1	1	0.5-1
17 Kris Frost.....	8	1	.	1
18 Sammie Coates.....	10	1	.	1
80 Emory Blake.....	10	1	.	1
23 Onterio McCalebb.....	10	1	.	1
Total.....	10	405	326	731	56-201	20-126	1-12	34	49	10-62	7	3
Opponents.....	10	373	230	603	78.0-335	33-219	13-124	17	37	9-4	10	1

SPECIAL TEAMS TACKLES

SPECIAL TEAMS	Tackles			SPECIAL TEAMS	Tackles		
	Solo	Ast	Total		Solo	Ast	Total
5 Ricardo Louis.....	2	0	2	45 Keymiya Harrell.....	1	0	1
13 Craig Sanders.....	2	0	2	15 Joshua Holsey.....	1	0	1
21 Jonathan Jones.....	1	1	2	12 Demetruce McNeal.....	1	0	1
16 Ikeem Means.....	0	2	2	85 Travante Stallworth.....	1	0	1
22 T'Sharvan Bell.....	1	0	1	27 Robenson Therezie.....	0	1	1
35 Jonathan Evans.....	1	0	1	19 Ryan White.....	0	1	1
31 Trent Fisher.....	1	0	1				

SEC Champions:
 1957, 1983, 1987, 1988, 1989, 2004, 2010
SEC West Champions:
 1997, 2000, 2001, 2002, 2004, 2005, 2010

2012 AUBURN FOOTBALL GAME NOTES



2012 SCORING DRIVES

Plays	Yards	TOP	Qtr	Scoring Play
CLEMSON				
4	75	1:44	1	E. Blake 54-yard pass from K. Frazier
12	55	6:02	2	C. Parkey 37-yard field goal
7	32	3:04	3	C. Parkey 46-yard field goal
10	65	3:44	3	C. Parkey 27-yard field goal
6	16	2:03	4	C. Parkey 36-yard field goal
MISSISSIPPI STATE				
12	33	6:07	2	C. Parkey 23-yard field goal
--	100	--	3	O. McCalebb 100-yard kickoff return
LOUISIANA-MONROE				
5	76	2:16	1	O. McCalebb 27-yard run
4	75	1:34	2	K. Frazier 33-yard pass from Q. Bray
3	38	0:22	2	S. Coates 33-yard pass from K. Frazier
11	65	4:20	3	T. Mason 1-yard run
3	7	---	OT	C. Parkey 35-yard field goal
LSU				
3	26	1:02	1	O. McCalebb 4-yard run
9	42	5:05	2	C. Parkey 40-yard field goal
ARKANSAS				
5	68	2:13	3	E. Blake 21-yard pass from C. Moseley
OLE MISS				
13	74	6:43	2	T. Mason 1-yard run
2	48	0:35	2	T. Mason 6-yard run
8	24	4:56	2	C. Parkey 46-yard field goal
10	51	4:55	3	C. Parkey 31-yard field goal
VANDERBILT				
8	27	3:46	2	C. Parkey 27-yard field goal
5	52	2:22	2	T. Mason 1-yard run
8	30	4:06	4	C. Parkey 39-yard field goal

Plays	Yards	TOP	Qtr	Scoring Play
TEXAS A&M				
9	82	4:35	2	T. Mason 1-yard run
4	74	2:16	3	C. Uzomah 27-yard pass from J. Wallace
6	75	2:58	3	E. Blake 27-yard pass from J. Wallace
NEW MEXICO STATE				
13	89	6:50	2	T. Mason 5-yard run
7	80	3:12	3	J. Prosch 1-yard run
--	--	--	3	D. Bates 62-yard fumble recover and return
7	96	3:26	3	O. McCalebb 38-yard run
3	55	1:16	4	O. McCalebb 7-yard run
6	77	3:08	4	T. Reed 40-yard pass from J. Wallace
GEORGIA				
none				
ALABAMA A&M				

Average Scoring Drive: Plays: 7.1 Yards: 57.2 Time: 3:23

MISCELLANEOUS STATISTICS

Average Time of Possession (by Quarter)

	1	2	3	4	Total
AUBURN.....	6:18	8:20	7:36	7:16	29:30
Opponents.....	8:42	6:40	7:24	7:44	30:30

Third Down Conversions (by Quarter)

	1	2	3	4/OT	Total
AUBURN	7-25	9-32	9-29	10-36	35-122
Pct.....	28.0%	28.1%	31.0%	27.8%	28.7%
Opponents	19-37	15-38	9-31	13-37	56-143
Pct.....	51.4%	39.5%	29.0%	35.1%	39.2%

Third Down Conversions (by Yardage)

	Yards to go	1-3	4-6	7-10	11+	Total
AUBURN	18 of 27	8 of 25	8 of 35	1 of 35	35 of 122	
Pct.....	66.7%	32.0%	22.9%	3.0%	28.7%	
Opponents	30 of 53	12 of 35	12 of 36	2 of 19	56 of 143	
Pct.....	56.6%	34.3%	33.3%	10.5%	39.2%	

Red Zone

AU Scores/Times in Red Zone: 18/23 (.783)
 AU TDs/Times in Red Zone: 9/23 (.391)
 Scores (18): 9 TD, 9 FG
 Non-Scores (5): 0 Half, 1 FGA, 2 INT, 1 Fumble, 1 Downs, 0 Half
 Opp. Scores/Times in Red Zone: 36/42 (.857)
 Opp. TDs/Times in Red Zone: 27/42 (.643)
 Scores (36): 27 TD, 9 FG
 Non-Scores (6): 0 INT, 5 FGA, 1 Fumble, 0 Downs, 0 Half

Turnovers

Takeaways — 11, Giveaways — 22
 Difference — -11
 Points Off TOs — AU 23, Opp. 44
 Points Off TOs/Game — AU 2.3, Opp. 4.4

Kickoffs

Kickoffs — 39
 Parkey — 39 KO, 26 TB, 1 OB
 Touchbacks — 26
 Out of Bounds — 1
 Opp. Returns — 12 for 205 yards (17.1)
 On-side kicks — 1-for-1



2012 AUBURN FOOTBALL GAME NOTES

Perfect Seasons:
1900, 1904, 1913, 1957, 1993, 2004, 2010
National Champions:
1957, 2010

2012 GAME-BY-GAME TEAM STATISTICS

Game	Score	Tot	First Downs Ru-Pa-Pe	Rushing No-Yds-TD	Passing C-A-I	Yds	TD	Total Off. Pl-Yds	Punts No-Avg	Fum. F/L	Penalties No-Yds	3rd Dns	Time of Poss
Clemson vs. Auburn	26 19	28 17	17-10-1 9-8-0	52-320-1 37-180-0	24-35-1 11-27-1	208 194	1 1	87-528 64-374	3-38.3 3-39.3	1/0 3/1	6-30 6-38	8-17 4-13	31:45 28:15
Auburn at Mississippi State	10 28	15 23	5-8-2 10-11-2	39-91-0 36-166-1	13-22-3 20-29-0	125 222	0 3	61-216 65-388	6-40.8 5-40.0	2/2 1/1	7-57 5-61	2-12 1-10	29:19 30:41
Louisiana-Monroe at Auburn	28 31	27 19	6-16-5 12-6-1	41-165-1 42-255-2	29-48-0 11-19-1	245 163	3 2	89-410 61-418	5-43.2 6-40.2	0/0 1/1	2-20 7-65	9-21 6-13	34:45 40:15
LSU at Auburn	12 10	15 9	8-6-1 5-4-0	44-182-1 30-86-1	15-27-0 13-22-2	169 97	0 0	71-351 52-183	8-42.2 7-41.0	2/2 2/1	9-80 5-37	6-18 2-12	33:11 26:49
Arkansas at Auburn	24 7	19 22	7-11-1 6-15-1	32-130-2 32-40-0	21-28-0 22-35-3	242 281	1 1	60-372 67-321	4-51.5 6-30.8	3/2 2/2	4-36 5-30	3-12 4-12	28:55 31:05
Auburn at Ole Miss	20 41	13 22	9-4-0 10-11-1	41-101, 2 42-200, 2	11-18-1 18-23-0	112 151	0 2	59-213 65-451	7-46.7 4-41.0	1/1 0/0	6-38 3-15	5-15 5-12	34:20 25:40
Auburn at Vanderbilt	13 17	13 19	8-4-1 10-7-2	33-103, 1 45-209, 2	15-21-0 15-26-0	109 173	0 0	54-212 71-382	7-40.1 3-45.3	1/0 3/3	4-40 5-35	2-12 5-15	30:51 29:09
Texas A&M at Auburn	63 21	34 18	21-12-1 10-8-0	48-352, 6 34-124, 1	24-33-0 12-21-0	319 211	3 2	81-671 55-335	6-40.3 1-40.0	0/0 0/0	3-27 6-35	9-11 2-10	30:38 29:22
New Mexico State at Auburn	7 42	15 19	4-8-3 12-7-0	32-83, 1 45-311, 4	17-31-0 9-17-1	222 164	0 1	63-305 62-475	9-43.3 5-42.6	2/2 2/0	2-15 7-75	2-13 5-12	28:22 31:38
Georgia at Auburn	38 0	24 11	11-12-1 2-9-0	42-289-2 27-57-0	18-25-0 15-22-1	208 181	3 0	67-497 49-238	5-45.2 8-38.6	0/0 2/1	3-15 3-30	8-14 3-11	31:48 28:12
Alabama A&M at Auburn													
Auburn at Alabama													

STARTING LINEUPS

OFFENSE	QB	RB	FB/RB/WR	WR	WR/TE	TE	LT	LG	C	RG	RT
vs. Clemson	Frazier	McCalebb	Prosch	Blake	Fulse (TE)	Lutzenkirchen	Robinson	Sullen	Fariyike	Slade	A. Young
at Mississippi State	Frazier	McCalebb	Stallworth (WR)	Blake	Fulse (TE)	Lutzenkirchen	Robinson	Sullen	Dismukes	Slade	A. Young
LOUISIANA-MONROE	Frazier	McCalebb	Stallworth (WR)	Blake	Bray	Lutzenkirchen	Robinson	Sullen	Dismukes	Slade	A. Young
LSU	Frazier	McCalebb	Stallworth (WR)	Blake	Fulse (TE)	Lutzenkirchen	Robinson	Sullen	Dismukes	Slade	Miller
ARKANSAS	Frazier	McCalebb	Mason (RB)	Blake	Stallworth	Lutzenkirchen	Robinson	Sullen	Dismukes	Slade	Miller
at Ole Miss	Moseley	Mason	Prosch	Blake	Stallworth	Lutzenkirchen	Robinson	Sullen	Fariyike	Slade	Miller
at Vanderbilt	Moseley	Mason	Prosch	Blake	Denson	Fulse	Robinson	Sullen	Dismukes	Slade	Miller
TEXAS A&M	Moseley	Mason	Prosch	Blake	Uzomah	Fulse	Robinson	Sullen	Dismukes	Slade	Miller
NEW MEXICO STATE	Wallace	Mason	Stallworth (WR)	Blake	Denson	Fulse	Robinson	Sullen	Dismukes	Slade	Miller
GEORGIA	Wallace	McCalebb	Prosch	Blake	Stallworth	Fulse	Robinson	Sullen	Dismukes	Slade	Miller
ALABAMA A&M at Alabama											

DEFENSE	DE	DT	DT	DE	LB	LB	LB/CB	CB	CB	SS	FS
vs. Clemson	Lemonier	Whitaker	Blackson	Ford	Bates	Holland	Evans (LB)	Davis	White	Whitehead	Smith
at Mississippi State	Lemonier	Whitaker	Blackson	Ford	Bates	Holland	Bell	Davis	Mincy	Whitehead	McNeal
LOUISIANA-MONROE	Lemonier	Whitaker	Blackson	Ford	Bates	Holland	Bell	Davis	Mincy	Whitehead	Fisher
LSU	Lemonier	Whitaker	Blackson	Ford	Bates	Holland	Evans (LB)	Davis	Mincy	Whitehead	McNeal
ARKANSAS	Lemonier	Whitaker	Blackson	Ford	Bates	Holland	Evans (LB)	Davis	Mincy	Whitehead	McNeal
at Ole Miss	Lemonier	Whitaker	Carter	Eguave	Bates	Holland	Jones	Holsey	Mincy	Whitehead	McNeal
at Vanderbilt	Lemonier	Wright	Carter	Eguave	Bates	McKinzy	Jones	Holsey	Mincy	Whitehead	McNeal
TEXAS A&M	Lemonier	Wright	Blackson	Eguave	Bates	Holland	Jones	Holsey	Mincy	Whitehead	McNeal
NEW MEXICO STATE	Lemonier	Wright	Blackson	Eguave	Bates	Holland	Bell	Holsey	Mincy	Whitehead	McNeal
GEORGIA	Ford	Wright	Blackson	Eguave	Bates	McKinzy	Bell	Holsey	Mincy	Whitehead	McNeal
ALABAMA A&M at Alabama											



2012 GAME-BY-GAME INDIVIDUAL STATISTICS

Passing			Field Goals		Punting	
C-A-Yds-Int, TD	#12 Wallace	#10 Frazier	Made, (Missed)	#36 Parkey	No.-Avg. In 20	#30 Clark
vs. Clemson	---	11-27-1, 1	vs. Clemson	37, 46, 27, 36	vs. Clemson	3-39.3, 2
at Mississippi State	---	13-23-3, 0	at Mississippi State	23	at Mississippi State	6-40.8, 0
LOUISIANA-MONROE	---	10-18-1, 1	LOUISIANA-MONROE	35	LOUISIANA-MONROE	6-40.2, 1
LSU	---	13-22-2, 0	LSU	40	LSU	7-41.0, 2
ARKANSAS	---	9-14-1, 0	ARKANSAS	(49)	ARKANSAS	6-37.7, 3
at Ole Miss	---	---	at Ole Miss	46, 31	at Ole Miss	7-46.7, 2
at Vanderbilt	1-1-0, 0	---	at Vanderbilt	27, 38	at Vanderbilt	7-40.1, 2
TEXAS A&M	6-9-0, 2	6-11-0, 0	TEXAS A&M	(48)	TEXAS A&M	6-40.3, 0
NEW MEXICO STATE	9-16-1, 1	0-1-0, 0	NEW MEXICO STATE	(47)	NEW MEXICO STATE	5-42.6, 1
GEORGIA	15-22-1, 1	---	GEORGIA	---	GEORGIA	8-38.6, 1
ALABAMA A&M	---	---	ALABAMA A&M	---	ALABAMA A&M	---
at Alabama	---	---	at Alabama	---	at Alabama	---

Rushing

No.-Yds, TD	#10 Frazier	#12 Wallace	#20 Grant	#21 Mason	#22 Blakely	#23 McCalebb	#35 Prosch
vs. Clemson	9- -9, 0	---	---	14-106, 0	1-2, 0	12-82, 0	---
at Mississippi State	11-22, 0	---	---	8-25, 0	11-42, 0	8-4, 0	---
LOUISIANA-MONROE	5-8, 0	---	---	22-90, 1	3-32, 0	11-128, 1	---
LSU	6- -5, 0	3-15, 0	---	9-54, 0	---	11-24, 1	---
ARKANSAS	5- -25, 0	2-11, 0	---	6-32, 0	7-38, 0	7-24, 0	1-3, 0
at Ole Miss	---	6-14, 0	---	18-82, 2	---	8-31, 0	1-4, 0
at Vanderbilt	---	3- -5, 0	---	16-85, 1	---	8-39, 0	1-5, 0
TEXAS A&M	4- -19, 0	13-71, 0	---	12-80, 1	---	1- -8, 0	---
NEW MEXICO STATE	---	3-9, 0	4-8, 0	22-152, 1	6-24, 0	8-113, 2	2-5, 1
GEORGIA	---	11-9, 0	---	11-33, 0	---	2-16, 0	2-9, 0
ALABAMA A&M	---	---	---	---	---	---	---
at Alabama	---	---	---	---	---	---	---

Receiving

No.-Yds, TD	#1 Reed	#4 Bray	#18 Coates	#23 McCalebb	#43 Lutzenkirchen	#80 Blake	#85 Stallworth
vs. Clemson	---	1-8, 0	---	2-6, 0	4-71, 0	4-109, 1	---
at Mississippi State	1-17, 0	6-50, 0	---	1-7, 0	2-12, 0	2-31, 0	1-8, 0
LOUISIANA-MONROE	---	2-14, 0	2-34, 1	2-6, 0	1-16, 0	2-26, 0	---
LSU	---	2-10, 0	---	2-2, 0	5-29, 0	4-56, 0	---
ARKANSAS	2-37, 0	---	1-16, 0	2-16, 0	1-2, 0	10-118, 1	2-40, 0
at Ole Miss	1-4, 0	---	1-42, 0	1-1, 0	2-9, 0	4-38, 0	1-10, 0
at Vanderbilt	1-6, 0	2-7, 0	---	2-2, 0	---	4-47, 0	---
TEXAS A&M	2-9, 0	---	---	---	---	5-106, 1	1-5, 0
NEW MEXICO STATE	1-40, 1	---	1-13, 0	---	---	4-78, 0	1-2, 0
GEORGIA	---	1-5, 0	---	3-43, 0	---	6-104, 0	---
ALABAMA A&M	---	---	---	---	---	---	---
at Alabama	---	---	---	---	---	---	---

Receiving

No.-Yds, TD	#3 Benton	#5 Louis	#10 Frazier	#21 Mason	#11 Fulse	#35 Prosch	#81 Uzomah
vs. Clemson	---	---	---	---	---	---	---
at Mississippi State	---	---	---	---	---	---	---
LOUISIANA-MONROE	---	---	1-33, 1	1-34, 0	---	---	---
LSU	---	---	---	---	---	---	---
ARKANSAS	1-14, 0	1-4, 0	---	1-22, 0	---	---	---
at Ole Miss	---	---	---	---	---	1-8, 0	---
at Vanderbilt	---	1-11, 0	---	1-4, 0	---	2-9, 0	2-23, 0
TEXAS A&M	---	---	---	---	---	1-1, 0	3-90, 1
NEW MEXICO STATE	---	1-21, 0	---	---	---	---	---
GEORGIA	---	---	---	3-20, 0	1-8, 0	1-1, 0	---
ALABAMA A&M	---	---	---	---	---	---	---
at Alabama	---	---	---	---	---	---	---



2012 GAME-BY-GAME INDIVIDUAL STATISTICS

Defensive Linemen

Solo + Ast = Total	#98 Blackson	#92 Carter	#94 Eguae	#95 Ford	#55 Lemonier	#10 Owens	#13 Sanders	#54 Whitaker
vs. Clemson	1+1=2	0+3=3	1+0=1	3+2=5	5+3=8	0+1=1	---	---
at Mississippi State	1+3=4	3+2=5	1+1=2	1+1=2	1+2=3	1+0=1	---	0+1=1
LOUISIANA-MONROE	1+0=1	0+1=1	2+1=3	3+1=4	1+4=5	0+1=1	1+0=1	1+1=2
LSU	0+2=2	---	---	2+4=6	3+0=3	---	1+0=1	2+2=4
ARKANSAS	1+1=2	1+1=2	2+0=2	1+0=1	2+0=2	---	1+1=2	0+1=1
at Ole Miss	0+1=1	---	0+1=1	---	---	0+1=1	2+2=4	---
at Vanderbilt	1+0=1	1+0=1	1+1=2	---	0+1=1	---	---	---
TEXAS A&M	2+0=2	2+0=2	1+0=1	2+0=2	2+0=2	---	1+0=1	---
NEW MEXICO STATE	2+3=5	0+1=1	0+1=1	2+1=3	1+1=2	2+0=2	---	---
GEORGIA	0+1=1	1+1=2	2+2=4	6+0=6	1+2=3	2+0=2	---	2+2=4
ALABAMA A&M								
at Alabama								

Linebackers

Solo + Ast = Total	#25 Bates	#35 Evans	#17 Frost	#26 Garrett	#5 Holland	#56 Richardson	#30 McKinzy
vs. Clemson	4+10=14	1+0=1	---	0+2=2	3+8=11	0+1=1	---
at Mississippi State	2+8=10	1+0=1	---	0+1=1	0+6=6	---	---
LOUISIANA-MONROE	5+9=14	---	---	---	5+5=10	---	---
LSU	4+5=9	2+1=3	---	1+1=2	2+8=10	---	---
ARKANSAS	3+4=7	---	---	3+1=4	4+2=6	---	0+1=1
at Ole Miss	9+7=16	1+0=1	---	---	5+0=5	2+1=3	---
at Vanderbilt	1+3=4	2+2=4	---	---	---	---	6+6=12
TEXAS A&M	4+2=6	0+1=1	---	---	3+4=7	---	1+1=2
NEW MEXICO STATE	3+3=6	1+0=1	1+0=1	---	3+4=7	---	1+0=1
GEORGIA	2+1=3	2+1=3	---	---	---	---	4+3=7
ALABAMA A&M							
at Alabama							

Defensive Backs

Solo + Ast = Total	#22 Bell	#11 Davis	#31 Fisher	#6 Mincy	#12 McNeal	#24 Smith	#19 White	#9 Whitehead
vs. Clemson	5+2=7	1+3=4	0+1=1	3+1=4	---	6+6=12	6+1=7	4+7=11
at Mississippi State	3+4=7	2+2=4	---	2+1=3	6+12=18	---	---	2+10=12
LOUISIANA-MONROE	1+1=2	4+2=6	1+1=2	5+2=7	9+2=11	---	---	6+2=8
LSU	---	3+3=6	1+0=1	4+1=5	4+7=11	2+0=2	---	3+1=4
ARKANSAS	1+0=1	2+3=5	---	3+5=8	5+2=7	---	1+1=2	3+4=7
at Ole Miss	---	---	---	---	2+3=5	---	---	4+4=8
at Vanderbilt	---	6+3=9	---	4+3=7	6+6=12	---	---	6+3=9
TEXAS A&M	---	---	4+1=5	5+1=6	7+3=10	---	0+2=2	5+3=8
NEW MEXICO STATE	1+1=2	---	---	1+0=1	9+1=10	---	---	1+5=6
GEORGIA	2+0=2	---	2+1=3	5+0=5	5+1=6	---	---	4+2=6
ALABAMA A&M								
at Alabama								

Others

Solo + Ast = Total	#27 Therezie	#90 Wright	#15 Holsey	#14 Florence	#45 Harrell	#21 Jones	#96 Sigler	#16 Means
vs. Clemson	---	---	---	---	---	1+0=1	---	---
at Mississippi State	---	---	---	---	---	---	---	---
LOUISIANA-MONROE	---	---	1+0=1	---	---	1+0=1	---	---
LSU	1+0=1	0+1=1	1+1=2	1+1=2	---	---	---	---
ARKANSAS	1+0=1	---	2+1=3	---	---	---	---	---
at Ole Miss	---	1+1=2	3+2=5	1+0=1	---	3+4=7	0+1=1	---
at Vanderbilt	---	1+0=1	3+1=4	---	---	0+1=1	---	0+1=1
TEXAS A&M	1+0=1	---	1+1=2	4+1=5	---	2+0=2	1+0=1	0+1=1
NEW MEXICO STATE	---	2+1=3	4+0=4	---	2+0=2	---	---	---
GEORGIA	---	2+1=3	3+0=3	---	---	---	---	---
ALABAMA A&M								
at Alabama								



2012 SUPERLATIVES

Auburn Team Superlatives

Points Scored.....	42	vs. New Mexico State (11/3)
Low	0	vs. Georgia (11/10)
First Downs.....	22	vs. Arkansas (10/6)
Low	9	vs. LSU (9/22)
Rushing Plays.....	45	vs. New Mexico State (11/3)
Low	27	vs. Georgia (11/10)
Net Rushing Yards.....	311	vs. New Mexico State (11/3)
Low	40	vs. Arkansas (10/6)
Passes Attempted.....	35	vs. Arkansas (10/6)
Low	17	vs. New Mexico State (11/3)
Passes Completed.....	22	vs. Arkansas (10/6)
Low	9	vs. New Mexico State (11/3)
Had Intercepted.....	3	at Mississippi State (9/8) and vs. Arkansas (10/6)
Low	0	at Vanderbilt (10/20) and vs. Texas A&M (10/27)
Net Passing Yards.....	281	vs. Arkansas (10/6)
Low	97	vs. LSU (9/22)
Total Offensive Plays.....	67	vs. Arkansas (10/6)
Low	49	vs. Georgia (11/10)
Total Net Offense.....	475	vs. New Mexico State (11/3)
Low	183	vs. LSU (9/22)
Fumbles.....	3	vs. Clemson (9/1)
Low	0	vs. Texas A&M (10/27)
Fumbles Lost.....	2	at Mississippi State (9/8) and vs. Arkansas (10/6)
Low	0	at Vanderbilt (10/20), vs. Texas A&M (10/27) and vs. NMSU (11/3)
Penalties.....	7	at MSU (9/8), vs. ULM (9/15) and vs. NMSU (11/3)
Low	3	vs. Georgia (11/10)
Penalty Yards.....	75	vs. New Mexico State (11/3)
Low	30	vs. Arkansas (10/6) and Georgia (11/10)

Auburn Individual Superlatives

Rushes	22	Tre Mason vs. ULM (9/15) and NMSU (11/3)
Yards Rushing.....	152	Tre Mason vs. New Mexico State (11/3)
TD Rushes.....	2	Tre Mason at Ole Miss (10/13)
.....	2	Onterio McCalebb vs. New Mexico State (11/3)
Long Rush.....	43	Onterio McCalebb vs. Louisiana-Monroe (9/15)
Pass attempts.....	27	Kiehl Frazier vs. Clemson (9/1)
Pass completions.....	15	Jonathan Wallace vs. Georgia (11/10)
Yards Passing.....	194	Kiehl Frazier vs. Clemson (9/1)
TD Passes.....	2	Jonathan Wallace vs. Texas A&M (10/27)
Long Pass.....	54	Kiehl Frazier vs. Clemson (9/1)
Receptions.....	10	Emory Blake vs. Arkansas (10/6)
Yards Receiving.....	118	Emory Blake vs. Arkansas (10/6)
TD Receptions.....	1	Blake vs. Clemson (9/1), Arkansas (10/6) and Texas A&M (10/27)
.....	1	C.J. Uzomah vs. Texas A&M (10/27)
.....	1	Kiehl Frazier and Sammie Coates vs. Louisiana-Monroe (9/15)
.....	1	Trovon Reed vs. New Mexico State (11/3)
Long Reception.....	54	Emory Blake vs. Clemson (9/1)
Field Goals.....	4	Cody Parkey vs. Clemson (9/1)
Long Field Goal.....	46	Cody Parkey vs. Clemson (9/1) and at Ole Miss (10/13)
Punts.....	8	Steven Clark vs. Georgia (11/10)
Punting Avg.....	46.7	Steven Clark at Ole Miss (10/13)
Long Punt.....	54	Steven Clark vs. LSU (9/22)
Punts inside 20.....	3	Steven Clark vs. Arkansas (10/6)
Long Punt Return.....	38	Quan Bray vs. New Mexico State (11/3)
Long Kickoff Return.....	100	Onterio McCalebb at Mississippi State (9/8)
Tackles.....	18	Demetruce McNeal at Mississippi State (9/8)
Sacks.....	2.0	Corey Lemonier vs. Clemson (9/1) and vs. LSU (9/22)
Tackles For Loss.....	2.0	Corey Lemonier vs. Clemson (9/1) and vs. LSU (9/22)
.....	2.0	Demetruce McNeal vs. New Mexico State (11/3)
.....	2.0	Angelo Blackson vs. New Mexico State (11/3)
Interceptions.....	1	Daren Bates vs. Clemson (9/1)

Auburn Individual Long Plays

Rushing	43	Onterio McCalebb vs. Louisiana-Monroe (9/15)
Passing	54	by Kiehl Frazier vs. Clemson (9/1)
Receiving	54	by Emory Blake vs. Clemson (9/1)
Field Goal	46	by Cody Parkey vs. Clemson (9/1)
Punt	54	by Stephen Clark vs. LSU (9/22)
Punt Return.....	38	by Quan Bray vs. New Mexico State (11/3)
Kickoff Return.....	100	by Onterio McCalebb at Mississippi State (9/8)
Fumble Return.....	62	by Daren Bates vs. New Mexico State (11/3)

Opponent Team Superlatives

Points Scored.....	63	by Texas A&M (10/27)
Low	7	vs. New Mexico State (11/3)
First Downs.....	34	by Texas A&M (10/27)
Low	15	vs. LSU (9/22) and vs. New Mexico State (11/3)
Rushing Plays.....	52	by Clemson (9/1)
Low	32	by Arkansas (10/6) and vs. New Mexico State (11/3)
Net Rushing Yards.....	352	by Texas A&M (10/27)
Low	83	vs. New Mexico State (11/3)
Passes Attempted.....	48	by Louisiana-Monroe (9/15)
Low	23	by Ole Miss (10/13)
Passes Completed.....	29	by Louisiana-Monroe (9/15)
Low	15	vs. LSU (9/22) and at Vanderbilt (10/20)
Had Intercepted.....	1	by Clemson (9/1)
Low	0	9 times, last by Georgia (11/10)
Net Passing Yards.....	319	by Texas A&M (10/27)
Low	169	vs. LSU (9/22)
Total Offensive Plays.....	89	by Louisiana-Monroe (9/15)
Low	60	by Arkansas (10/6)
Total Net Offense.....	671	by Texas A&M (10/27)
Low	305	vs. New Mexico State (11/3)
Fumbles.....	3	by Arkansas (10/6) and at Vanderbilt (10/20)
Low	0	by ULM (9/15), Ole Miss (10/13), Texas A&M (10/27) and UGA (11/10)
Fumbles Lost.....	3	at Vanderbilt (10/20)
Low	0	5 times, last by Georgia (11/10)
Penalties.....	9	vs. LSU (9/22)
Low	2	by Louisiana-Monroe (9/15) and vs. New Mexico State (11/3)
Penalty Yards.....	80	vs. LSU (9/22)
Low	15	by Ole Miss (10/13), NMSU (11/3) and Georgia (11/10)

Opponent Individual Superlatives

Rushes	27	Zac Stacy of Vanderbilt (10/20)
Yards Rushing.....	228	Andre Ellington, vs. Clemson (9/1)
TD Rushes.....	3	Johnny Manziel of Texas A&M (10/27)
Long Rush.....	68	Andre Ellington, vs. Clemson (9/1)
Pass attempts.....	46	Kolton Browning, of Louisiana-Monroe (9/15)
Pass completions.....	28	Kolton Browning, of Louisiana-Monroe (9/15)
Yards Passing.....	260	Johnny Manziel of Texas A&M (10/27)
TD Passes.....	3	Russell of MSU (9/8), Browning of ULM (9/15), Murray of UGA (11/10)
Long Pass.....	55	Bo Wallace of Ole Miss (10/13) and Aaron Murray of Georgia (11/10)
Receptions.....	13	DeAndre Hopkins, vs. Clemson (9/1)
Yards Receiving.....	154	Austin Franklin of New Mexico State (11/3)
TD Receptions.....	2	Green of MSU (9/8), Scioneaux of ULM (9/15) and Swope of Texas A&M (10/27)
Long Reception.....	55	Jeff Scott of Ole Miss (10/13) and Tavarres King of Georgia (11/10)
Field Goals.....	4	Chandler Catanzaro, vs. Clemson (9/1)
Long Field Goal.....	40	Chandler Catanzaro, vs. Clemson (9/1)
Punts.....	9	Cayle Chapman-Brown of New Mexico State (11/3)
Punting Avg.....	51.5	Dylan Breeding of Arkansas (10/6)
Long Punt.....	70	Dylan Breeding of Arkansas (10/6)
Punts inside 20.....	4	Cayle Chapman-Brown of New Mexico State (11/3)
Long Punt Return.....	7	Johnthan Banks of Mississippi State (9/8)
Long Kickoff Return.....	25	Walton of Ole Miss (10/13) and Williams of Texas A&M (10/27)
Tackles.....	12	Terrell Williams of Arkansas (10/6)
Sacks.....	3.5	Trey Flowers of Arkansas (10/6)
Tackles For Loss.....	3.5	Trey Flowers of Arkansas (10/6)
Interceptions.....	2	Johnthan Banks of Mississippi State (9/8)

Opponent Individual Long Plays

Rushing	68	by Andre Ellington of Clemson (9/1)
Passing	55	by Bo Wallace of Ole Miss (10/13) and Aaron Murray of UGA (11/10)
Receiving	55	by Jeff Scott of Ole Miss (10/13) and Tavarres King of UGA (11/10)
Field Goal	40	by Chandler Catanzaro of Clemson (9/1)
Punt	70	by Dylan Breeding of Arkansas (10/6)
Kickoff Return.....	25	by Walton of Ole Miss (10/13) and Williams of Texas A&M (10/27)
Interception Return.....	38	by Mike Marry of Ole Miss (10/13)



2012 OFFENSIVE PLAYS OF 20+ YARDS

Table with 5 columns: Yards, Type, Player(s), Opponent, Qtr. Lists 54 offensive plays of 20+ yards.

PLAY BREAKDOWN

BY PLAY

Pass28
Run13

BY GAME

Clemson6
at Mississippi State1
Louisiana-Monroe6
LSU4
Arkansas5
at Ole Miss2
at Vanderbilt2
Texas A&M7
New Mexico State6
Georgia2
Alabama A&M
Alabama

BY QUARTER

1st5
2nd11
3rd19
4th6

RUSHING

Onterio McCalebb6
Tre Mason6
Mike Blakely1

PASSING

Kiehl Frazier12
Jonathan Wallace10
Clint Moseley5
Quan Bray1

RECEIVING

Emory Blake12
C.J. Uzomah3
Philip Lutzenkirchen3
Sammie Coates2
Tre Mason2
Trovon Reed2
Travante Stallworth1
Kiehl Frazier1
Ricardo Louis1
Onterio McCalebb1

SEC Champions:

1957, 1983, 1987, 1988, 1989, 2004, 2010

SEC West Champions:

1997, 2000, 2001, 2002, 2004, 2005, 2010

2012 AUBURN FOOTBALL GAME NOTES**LAST TIME...****An Auburn Team**

Had 35 First Downs... vs. Western Carolina, 2002 (37)
 Had 30 First Downs... vs. Furman, 2009 (30)
 Had 400 yards rushing... vs. LSU, 2010 (440)
Had 300 yards rushing... vs. New Mexico State, 2012 (311)
 Had 300 yards rushing in consecutive games... vs. Tennessee-Chattanooga (303); vs. Georgia (315), 2010
 Had 300 yards rushing in six consecutive games... at Kentucky (311); vs. Arkansas (330); vs. LSU, (440); at Ole Miss (343); vs. Chattanooga (303); vs. Georgia (315), 2010
 Had 300 yards rushing in six consecutive SEC games... vs. South Carolina (334); at Kentucky (311); vs. Arkansas (330); vs. LSU, (440); at Ole Miss (343); vs. Georgia (315), 2010
 Had 50 or more rushing attempts... vs. Ole Miss, 2011 (50)
 Had six or more rushing TDs... vs. Arkansas, 2010 (6)
 Had five or more rushing TDs... vs. Georgia, 2010 (5)
 Had four or more rushing TDs... vs. New Mexico State, 2012 (4)
 Had 350 or more yards passing... vs. South Carolina [SECCG], 2010 (351)
 Had 300 or more yards passing... vs. South Carolina [SECCG], 2010 (351)
 Had 50 or more pass attempts... vs. Mississippi State, 1997 (54)
 Had 30 or more pass completions... vs. Arkansas, 1995 (34)
 Had five TDs passing... vs. Ball State, 2009 (5)
 Had four TDs passing... vs. Ole Miss, 2011 (4)
 Had three TDs passing... vs. Ole Miss, 2011 (4)
 Had 500 or more yards total offense... vs. Oregon [BCSNCG], 2010 (519)
 Had 500 or more yards total offense in consecutive games... vs. South Carolina [SECCG] (589), vs. Oregon [BCSNCG], 2010 (519)
 Had 80 or more total plays... at South Carolina, 2011 (92)
 Had 90 or more total plays... at South Carolina, 2011 (92)
 Scored 70 or more points... vs. Louisiana-Monroe, 2003 (73)
 Scored 60 or more points... vs. Arkansas, 2010 (65)
 Scored 50 or more points... vs. South Carolina [SECCG], 2010 (56)
Scored 40 or more points... vs. New Mexico State, 2012 (42)
 Scored 40 or more points in three consecutive games... at Ole Miss (51), vs. Chattanooga (62), vs. Georgia (49), 2010
 Had five or more fumbles... vs. Southern Miss (5), 2008
Did not commit a turnover... vs. Texas A&M, 2012
 Had 200-yard rusher and 100-yard receiver in a game... vs. Syracuse, 2002 (Carnell Williams [202 rush] and Marcel Willis [113 receiving])
 Had 150-yard rusher and 150-yard receiver in a game... at Arkansas, 2001 (Carnell Williams [177 rush] and Tim Carter [156 receiving])
Had 100-yard receiver and 100-yard rusher in a game... vs. Clemson, 2012 (Tre Mason [106 rush], Emory Blake [109 rec])
Had two 100-yard rushers in a game... vs. New Mexico State, 2012 (Tre Mason [152] and Onterio McCalebb [113])
 Had two 150-yard rushers in a game... vs. Mississippi State, 2003 (Brandon Jacobs [182] and Carnell Williams [164])
 Had three 100-yard rushers in a game ... vs. Maryland, 1983 (Tommie Agee [219], Lionel James [115] and Bo Jackson [105])
 Had two 100-yard receivers in a game... vs. Tennessee-Chattanooga, 2010 (Terrell Zachery [148] and Darvin Adams [106])
 Had a 60-yard run and a 60-yard pass in a game ... vs. Alabama, 2009 (Terrell Zachery 67 rush, Chris Todd to Darvin Adams 72 pass)
 Had three players with 2 rushing TDs... vs. Louisiana-Monroe, 2003 (Carnell Williams [2], Brandon Jacobs [2], Tre Smith [2])
 Had three players with 2 TDs... vs. Georgia, 2010 (Onterio McCalebb [3 rush], Cam Newton [2 rush], Philip Lutzenkirchen [2 rec.])
 Had two players with seven or more catches in a game ... Courtney Taylor vs. Alabama, 2003 (7), Silas Daniels vs. Alabama, 2003 (7)
 Scored a touchdown on offense, defense and special teams... vs. Louisiana-Monroe, 2008 (2 offense [1 pass, 1 rush], 1 defense [fumble return], 1 special team [punt return])
 Scored on the first offensive play ... vs. Alabama, 2003 (Carnell Williams, 80 yard run)

Returned a punt for a TD... vs. Louisiana-Monroe, 2008 (Robert Dunn) [66 yards]
Returned a kickoff for a TD... at Mississippi State, 2012 (Onterio McCalebb) [100 yards]
 Returned opening kickoff for a TD... vs. Tennessee-Martin, 2008 (Tristan Davis) [95 yards]
 Returned three Interceptions for TDs... vs. LSU, 1994 (Ken Alvis, Fred Smith, Brian Robinson)
 Returned two Interceptions for TDs... vs. LSU, 1994 (Ken Alvis, Fred Smith, Brian Robinson)
 Returned an Interception for a TD... vs. Florida Atlantic, 2011 (Jermaine Whitehead) [25]
 Returned two fumbles for TDs... vs. Vanderbilt, 2002 (Spencer Johnson, Karlos Dansby)
Returned a fumble for a TD... vs. New Mexico State, 2012 (Daren Bates) [62]
 Blocked a punt ... vs. Virginia [Chick-fil-A] 2011 (Garrett Harper, Angelo Blackson)
 Blocked two punts... vs. Virginia [Chick-fil-A] 2011 (Garrett Harper, Angelo Blackson)
 Blocked three punts ... vs. Louisiana-Monroe, 2003 (3 - Justin Fetsko [2], Donnay Young)
 Returned a blocked punt for a TD... vs. Florida, 2006 (Tre Smith)
Blocked a field goal ... vs. Louisiana-Monroe, 2012 (Angelo Blackson, Corey Lemonier)
 Returned a blocked field goal for a TD... vs. Kentucky, 2009 (Neiko Thorpe) [69]
Blocked two field goals in a game ... vs. ULM, 2012 (Angelo Blackson, Corey Lemonier)
 Blocked a PAT attempt ... at South Carolina, 2010 (Corey Lemonier)
 Blocked two PAT attempt ... vs. LSU, 1998 (Charles Dorsey, 2)
 Missed a kicking PAT... vs. Tennessee-Chattanooga, 2010 (Wes Byrum)
 Had a punt blocked... at Mississippi State, 2009 (Clinton Durst)
 Had a field goal blocked... at Mississippi State, 2010 (Wes Byrum)
Had a successful on-side kick... at Ole Miss, 2012 (Cody Parkey)
Was held scoreless... vs. Georgia, 2012 (0-38)
Was held scoreless at Jordan-Hare Stadium... vs. Georgia, 2012 (0-38)
 Held an opponent scoreless... vs. Louisiana-Monroe, 2008 (34-0)
 Held an opponent scoreless at Jordan-Hare Stadium... vs. Louisiana-Monroe, 2008 (34-0)
 Held an opponent to five or less first downs... vs. Ball State, 2001 (5)
 Held an opponent to 10 or less first downs... vs. Tennessee, 2008 (9)
 Intercepted five or more passes... vs. Northwestern [Outback], 2009 (5)
 Intercepted four or more passes... vs. Northwestern [Outback], 2009 (5)
 Held an opponent to 300 or less yards total offense... vs. Florida, 2011 (194)
 Held an opponent to 200 or less yards total offense... vs. Florida, 2011 (194)
 Held an opponent to 150 or less yards total offense... at Mississippi State, 2008 (116)
 Held an opponent to 100 or less yards total offense... vs. Ball State, 2001 (92)
Held an opponent to 100 or less yards rushing... vs. New Mexico State, 2012 (83)
 Held an opponent to 50 or less yards rushing... vs. Louisiana-Monroe, 2010 (38)
 Held an opponent to negative yards rushing... vs. Florida, 2001 (-36)
 Held an opponent to 100 or less yards passing... vs. Kentucky, 2009 (75)
 Held an opponent without a touchdown... vs. Florida, 2011
 Scored a safety... vs. Virginia [Chick-fil-A], 2011 (Team)
 Scored on a fake field goal... vs. Vanderbilt, 2000 (Duval pass to Diamond)
 Scored an offensive two-point conversion ... at Alabama, 2006 (Lee Guess pass from Carl Stewart)
 Scored two or more offensive two-point conversions... vs. Florida, 2002 [2]
 Scored a defensive two-point conversion... vs. Ole Miss, 2009 (Demond Washington)
 Had 10 or more penalties... at Arkansas, 2011 (11)
 Had 100 or more penalty yards... at Arkansas, 2011 (105)
 Had 35 minutes time of possession... at South Carolina, 2011 (35:47)
 Was involved in a game that ended in a tie... vs. Georgia, 1994 (23-23)
Was involved in an overtime game... vs. Louisiana-Monroe, 2012 (31-28 win)
 Won a game without scoring an offensive touchdown ... at Mississippi State, 2008 (3-2)

An Auburn Player

Rushed 40 times in a game... Michael Dyer at South Carolina, 2011 (41)
 Rushed 35 times in a game... Michael Dyer at South Carolina, 2011 (41)
 Rushed 30 times in a game... Michael Dyer vs. Samford, 2011 (30)
 Rushed for 200 yards in a game... Cam Newton vs. LSU, 2010 (217)
Rushed for 150 yards in a game... Tre Mason New Mexico State, 2012 (152)
Rushed for 100 yards in a game... Tre Mason New Mexico State, 2012 (152)
 Quarterback rushed for 100 yards in a game... Cam Newton vs. Georgia, 2010 (151)



LAST TIME...

Rushed for 100 yards in five consecutive games... Kenny Irons vs. Alabama (103), at Georgia (179), at Kentucky (103), vs. Ole Miss (101), at LSU (218), 2005
 Rushed for 100 yards in four consecutive games... Kenny Irons vs. Alabama (103), at Georgia (179), at Kentucky (103), vs. Ole Miss (101), 2005
 Rushed for 100 yards in three consecutive games... Cam Newton at Kentucky (198), vs. Arkansas (188), vs. LSU (217), 2010
 Rushed for 100 yards in consecutive games... Mike Dyer at South Carolina (141), at Arkansas (112), 2011
 Rushed for 150 yards in three consecutive games... Cam Newton at Kentucky (198), vs. Arkansas (188), vs. LSU (217), 2010
 Rushed for 150 yards in consecutive games... Michael Dyer vs. Mississippi State (150), at Clemson (151), 2011
 Rushed for 4 or more TDs in a game... Cam Newton at Kentucky, 2010 (4)
 Rushed for 3 or more TDs in a game... Onterio McCalebb vs. Georgia, 2010 (3)
Rushed for 2 or more TDs in a game... Onterio McCalebb vs. New Mexico State, 2012 (2)
 QB Rushed for 2 or more TDs in a game... Kiehl Frazier vs. Virginia [Chick-fil-A], 2011 (2)
 Rushed for 2 or more TDs in four consecutive games... Carnell Williams vs. Western Carolina (2), vs. Vanderbilt (2), at Mississippi State (2), vs. Syracuse (2), 2002
 Rushed for 2 or more TDs in three consecutive games... Michael Dyer vs. Utah State (2), vs. Mississippi State (2), at Clemson (2), 2011
 Rushed for a TD in five consecutive games... Onterio McCalebb vs. Arkansas (1); vs. LSU (1); at Ole Miss (1); vs. Chattanooga (1); vs. Georgia (3), 2010
 Passed for 400 yards in a game... Ben Leard at Georgia, 1999 (416)
 Passed for 300 yards in a game... Cam Newton vs. South Carolina [SECCG], 2010 (335)
 Attempted 50 passes in a game... Dameyune Craig vs. Mississippi State, 1997 (54)
 Attempted 40 passes in a game... Kodi Burns at Ole Miss, 2008 (43)
 Threw five TDs in a game... Chris Todd vs. Ball State, 2009 (5)
 Threw four TDs in a game... Clint Moseley vs. Ole Miss, 2011 (4)
 Threw three TDs in a game... Clint Moseley vs. Ole Miss, 2011 (4)
 Threw four TDs or more in consecutive games... Chris Todd vs. West Virginia (4), vs. Ball State (5), 2009
 Threw two TDs or more in five consecutive games... Cam Newton at Ole Miss (2), vs. Chattanooga (4), vs. Georgia (2), at Alabama (3), vs. South Carolina (4), 2010
 Had 400 yards total offense in a game... Cam Newton South Carolina [SECCG], 2010 (408)
 Had 300 yards total offense in a game... Cam Newton vs. Oregon [BCSNCG], 2010 (329)
 Accounted for four or more TDs in a game... Clint Moseley vs. Ole Miss, 2011 (4)
 Accounted for three or more TDs in a game... Clint Moseley vs. Ole Miss, 2011 (4)
 Accounted for three or more TDs in four consecutive game... Cam Newton vs. Chattanooga (5), vs. Georgia (4), at Alabama (4), vs. South Carolina (6), 2010
 Caught 15 passes in a game... Willie Goshu vs. Arkansas, 1995 (17)
 Caught 10 or more passes in a game... Darvin Adams vs. Northwestern [Outback], 2009 (12)
Caught seven or more passes in a game... Emory Blake vs. Arkansas, 2012 (10)
 Had 200 or more yards receiving in a game... Darvin Adams vs. South Carolina [SECCG], 2010 (217)
 Had 150 or more yards receiving in a game... Darvin Adams vs. South Carolina [SECCG], 2010 (217)
Had 100 or more yards receiving in a game... Emory Blake vs. Georgia, 2012 (104)
Had 100 yards receiving in consecutive games... Emory Blake vs. Virginia [Chick-fil-A], 2011 (108), vs. Clemson, 2012 (109)
 Caught four or more TD passes in a game... Alexander Wright vs. Pacific, 1989 (4)
 Caught three or more TD passes in a game... Darvin Adams vs. Furman, 2009 (3)
 Caught two or more TD passes in a game... Philip Lutzenkirchen vs. Ole Miss, 2011 (2)
 Caught a TD pass in consecutive games... Philip Lutzenkirchen at Georgia, vs. Samford, 2011
 Caught a TD pass in three consecutive games... Philip Lutzenkirchen vs. Ole Miss, at Georgia, vs. Samford, 2011
 Caught a TD pass in four consecutive games ... Emory Blake vs. Florida Atlantic, vs. Utah State, vs. Mississippi State, at Clemson, 2011
 Caught a TD pass in five consecutive games ... Emory Blake vs. Oregon [BCSNCG], vs. Utah State, vs. Mississippi State, at Clemson, vs. Florida Atlantic, 2010/11
 Caught a TD pass in six consecutive games ... Emory Blake vs. South Carolina [SECCG], vs. Oregon [BCSNCG], vs. Utah State, vs. Mississippi State, at Clemson, vs. Florida Atlantic, 2010/11
 Caught a TD pass in seven consecutive games ... Emory Blake at Alabama; vs. South Carolina [SECCG], vs. Oregon [BCSNCG], vs. Utah State, vs. Mississippi State, at Clemson, vs. Florida Atlantic, 2010/11
Quarterback caught a TD pass ... Kiehl Frazier from Quan Bray vs. Louisiana-Monroe, 2012

Running back caught two or more TD passes in a game... Mario Fannin vs. Arkansas St., 2010 (2)
 Running back caught a TD pass in consecutive games ... Mario Fannin vs. West Virginia, Ball State, 2009
 Tight end caught two or more TD passes in a game... Philip Lutzenkirchen vs. Ole Miss, 2011 (2)
 Tight end caught a TD pass in consecutive games ... Philip Lutzenkirchen at Georgia, vs. Samford, 2011
 Tight end caught a TD pass in three consecutive games ... Philip Lutzenkirchen vs. Ole Miss, at Georgia, vs. Samford, 2011
 Scored 15 or more points kicking... Wes Byrum at Ole Miss, 2010 (15)
Scored 10 or more points kicking... Cody Parkey vs. Clemson, 2012 (13)
 Kicked five or more field goals in a game... Jarret Holmes vs. UAB, 1996 (5)
Kicked four or more field goals in a game... Cody Parkey vs. Clemson, 2012 (4)
 Had 150 kickoff return yards in a game... Tre Mason vs. Utah State, 2011 (176)
 Had 100 punt return yards in a game... Robert Dunn vs. Southern Miss, 2008 (103)
 Scored four or more TDs... Cam Newton at Kentucky, 2010 (4 rush)
 Scored three or more TDs... Cam Newton vs. Arkansas, 2010 (3 rush)
 Scored a rushing and receiving TD in a game... Onterio McCalebb vs. Virginia [Chick-fil-A], 2012
 Had an 80-yard run... Carnell Williams vs. Alabama, 2003 (80)
 Had a 70-yard run... Onterio McCalebb vs. LSU, 2010 (70)
 Had a 60-yard run... Onterio McCalebb vs. Virginia [Chick-fil-A], 2012
 Completed an 80-yard pass... Cam Newton to Terrell Zachery vs. Chattanooga, 2010 (80)
 Completed a 70-yard pass... Cam Newton to Terrell Zachery at Alabama, 2010 (70)
 Completed a 60-yard pass... Cam Newton to Darvin Adams vs. South Carolina [SECCG], 2010 (62)
 Kicked a field goal of 50 or more yards... Wes Byrum vs. Southern Miss, 2008 (52)
 Kicked a field goal of 50 or more yards in consecutive games... John Vaughn, 2006; at Mississippi State (55), vs. Washington State (52)
 Kicked two field goals of 50+ yards in a game... Win Lyle vs. Tennessee, 1987 (55, 52)
 Had a 70-yard punt... Kody Bliss vs. Tulane, 2006 (71)
 Had a 60-yard punt... Ryan Shoemaker vs. New Mexico State, 2007 (67)
Had two punts of 50+ yards in a game... Steven Clark at Ole Miss, 2012 (53, 52)
 Had four or more punts inside the 20 in a game... Steven Clark at Arkansas, 2011 (6)
Blocked a field goal in a game... Blackson and Lemonier vs. Louisiana-Monroe, 2012
 Blocked two field goals in a game... Alton Moore at Georgia, 2001
 Blocked a PAT attempt ... Corey Lemonier at South Carolina, 2011
 Blocked two PAT attempts ... Charles Dorsey vs. LSU, 1998 (2)
 Blocked a punt in a game... Garrett Harper/Angelo Blackson vs. Virginia [Chick-fil-A], 2011
 Blocked two punts in a game... Justin Fetsko vs. Louisiana-Monroe, 2003 (2)
Had 15 or more tackles in a game... Daren Bates at Ole Miss, 2012 (16)
 Intercepted three or more passes in a game... Junior Rosegreen at Tennessee, 2004 (4)
 Intercepted two or more passes in a game... Josh Bynes vs. Arkansas, 2010 (2)
 Intercepted a pass in consecutive games... Jerraud Powers, 2007; at Georgia; vs. Alabama, 2007
 Intercepted a pass in three consecutive games... Jerraud Powers, 2007; vs. Tennessee Tech, at Georgia; vs. Alabama
 Recovered two fumbles in a game... Eltoro Freeman at Georgia, 2011 (2)
 Forced two fumbles in a game... Corey Lemonier at Georgia, 2011 (2)
Forced and recovered a fumble... Cassanova McKinzy at Vanderbilt, 2012
 Intercepted a pass and had a fumble recovery in a game ... Nick Fairley at Mississippi State, 2010

An Auburn Opponent

Scored 50 or more points... Texas A&M, 2010 (63)
Scored 40 or more points... Texas A&M, 2010 (63)
Had 350 or more yards rushing... Texas A&M, 2012 (352)
Had 300 or more yards rushing... Texas A&M, 2012 (352)
Had 250 or more yards rushing... Georgia, 2012 (289)
Had 50 or more rushing attempts... Clemson, 2012 (52)
Had five or more rushing TDs... Texas A&M, 2012 (6)
 Had 500 yards passing... Northwestern [Outback], 2009 (532)
 Had 400 yards passing... Arkansas, 2010 (428)
 Had 350 yards passing... Clemson, 2011 (386)
Had 300 yards passing... Texas A&M, 2012 (319)

SEC Champions:

1957, 1983, 1987, 1988, 1989, 2004, 2010

SEC West Champions:

1997, 2000, 2001, 2002, 2004, 2005, 2010

2012 AUBURN FOOTBALL GAME NOTES**LAST TIME...**

Had 50 or more pass attempts... Northwestern [Outback], 2009 (78)
Had 40 or more pass attempts... Louisiana-Monroe, 2012 (48)
 Had 30 or more pass completions... Clemson, 2011 (30)
Had 25 or more pass completions... Louisiana-Monroe, 2012 (29)
 Had four or more TDs passing... Georgia, 2011 (4)
Had three or more TDs passing... Georgia, 2012 (3)
 Had five passes intercepted... Northwestern [Outback], 2009 (5)
 Had four passes intercepted... Northwestern [Outback], 2009 (5)
Had 600 yards total offense... Texas A&M, 2012 (671)
Had 500 yards total offense... Texas A&M, 2012 (671)
Had 400 yards total offense... Georgia, 2012 (497)
 Had five or more fumbles... South Carolina, 2005 (5)
 Lost four or more fumbles... Mississippi State, 2002 (4)
 Had four or more turnovers... Louisiana-Monroe, 2010 (3 fum/1 int)
 Returned a punt for a TD... LSU, 2005 (Skyler Green, 66)
 Returned a kickoff for a TD... Chattanooga, 2010 (Brian Sutherland, 98)
 Returned an interception for a TD... Alabama, 2011 (DeMarcus Milliner, 35)
Returned a fumble for a TD... Ole Miss, 2012 (C.M. Johnson, 2)
 Returned a blocked punt for a TD... Mississippi State, 2009 (Robert Elliott, 10)
 Blocked an Auburn punt... Mississippi State, 2009
 Blocked an Auburn field goal... Mississippi State, 2010 (Fletcher Cox)
 Had a successful on-side kick... Ole Miss, 2010 (Andrew Ritter/Fon Ingram)
Held Auburn to 300 yards total offense... Georgia, 2012 (238)
Held Auburn to 200 yards total offense... LSU, 2012 (183)
 Held Auburn to 150 yards total offense... Alabama, 2011 (140)
Held Auburn below 100 yards rushing... Georgia, 2012 (57)
Held Auburn below 50 yards rushing... Arkansas, 2012 (40)
 Held Auburn to negative yards rushing... Tennessee, 1997 (-15)
Held Auburn below 100 yards passing... LSU, 2012 (97)
Held Auburn to 10 or fewer first downs... LSU, 2012 (9)
 Had 10 or more penalties... Mississippi State, 2011 (10)
 Had 100 or more yards in penalties... Arkansas, 2007 (100)
Had two 100-yard rushers in a game... Georgia, 2012 (Todd Gurley, 116; Keith Marshall, 105)
 Had two 100-yard receivers in a game... Northwestern [Outback], 2009 (Andrew Brewer, 133; Drake Dunsmore, 120)
Had a 100-yard rusher and a 100-yard receiver... Texas A&M, 2012 (Trey Williams, 109 rush; Ryan Swope, 140 rec.)
 Had a 100-yard rusher and two 100-yard receivers... Tulane, 2006 (Matt Forte, 117 rush; Preston Brown, 139 rec.; Damarcus Davis, 126 rec.)
Did Not Have a Turnover ... Georgia, 2012
Scored a safety... LSU, 2012
 Scored a two-point conversion... Florida Atlantic, 2011 (Graham Wilbert to Nexon Dorvilus)
 Had 35 minutes time of possession... Georgia, 2011 (40:55)

An Opposing Player

Rushed for 200 yards in a game... Andre Ellington, Clemson, 2012 (228)
Rushed for 150 yards in a game... Zac Stacy, Vanderbilt, 2012 (169)
Rushed for 100 yards in a game... Todd Gurley (116) and Keith Marshall (105), Georgia, 2012
 Passed for 400 yards in a game... Mike Kafka, Northwestern [Outback], 2009 (532)
 Passed for 350 yards in a game... Tajh Boyd, Clemson, 2011 (386)
 Passed for 300 yards in a game... Michael Rocco, Virginia [Chick-fil-A], 2011 (312)
 Attempted 70 passes in a game... Mike Kafka, Northwestern [Outback], 2009 (78)
 Attempted 60 passes in a game... Mike Kafka, Northwestern [Outback], 2009 (78)
 Attempted 50 passes in a game... Mike Kafka, Northwestern [Outback], 2009 (78)
Attempted 40 passes in a game... Kolton Browning, Louisiana-Monroe, 2012 (46)
 Completed 40 passes in a game... Mike Kafka, Northwestern [Outback], 2009 (47)
Completed 25 passes in a game... Kolton Browning, Louisiana-Monroe, 2012 (28)
Threw three or more TD passes in a game... Aaron Murray, Georgia, 2012 (3)

Had 400 yards total offense... Tajh Boyd, Clemson, 2011 (416)
Had 350 yards total offense... Johnny Manziel, Texas A&M, 2012 (350)
Accounted for 5 or more TDs... Johnny Manziel, Texas A&M, 2012 (5)
Threw, Ran and Caught a TD in a game... Bo Wallace, Ole Miss, 2012 (2 rush, 1 pass, 1 rec.)
Caught 10 or more passes... DeAndre Hopkins, Clemson, 2012 (13)
Caught seven or more passes... DeAndre Hopkins, Clemson, 2012 (13)
 Three or more players caught seven or more passes... Sammy Watkins (10), DeAndre Hopkins (7), Dwayne Allen (7), Clemson, 2011
Had 100 yards receiving... Austin Franklin, New Mexico State, 2012 (154)
Had 200 yards receiving... Charles Lee, Central Florida, 1999 (203)
Caught three or more TD passes... Chris Collins, Ole Miss, 2002 (3)
Caught two or more TD passes... Ryan Swope, Texas A&M, 2012 (2)
Scored three TDs... Johnny Manziel, Texas A&M, 2012 (3)
 Had a 90-yard run... Joe Adams, Arkansas, 2011 (92 [TD])
 Had an 80-yard run... Jeff Scott, Ole Miss, 2010 (83) [TD]
 Had a 70-yard run... Jeff Scott, Ole Miss, 2010 (83) [TD]
Had a 60-yard run... Keith Marshall, Georgia, 2012 (62)
 Completed an 80-yard pass... Darren Thomas to Jeff Maehl, Oregon [BCSNCG], 2010 (81)
 Completed a 70-yard pass... Darren Thomas to Jeff Maehl, Oregon [BCSNCG], 2010 (81)
 Completed a 60-yard pass... Tajh Boyd to Sammy Watkins, Clemson, 2011 (65)
 Kicked a 50-yard field goal... Steve Lindsey, Ole Miss, 1997 (52)
 Had a 70-yard punt... Blake McAdams, Mississippi State, 2007 (73)
Had a 60-yard punt... Brad Wing, LSU, 2012 (60)
Made three or more FGs ... Chandler Catanzaro, Clemson, 2012 (4)

Both Teams

Had a player return an interception for a touchdown... Mississippi State, 2011 [AU Demetruce McNeal 43 yds; MSU Johnathan Banks 27 yds]
 Combined for 1,000 yards of total offense... Auburn (435) at Clemson (624), 2011 (1,059)

Items in BOLD set during 2012 season



CAREER STATS UPDATE

TOUCHDOWN RECEPTIONS BY A TIGHT END

	Player	Seasons	Rec	TD
1.	Philip Lutzenkirchen	2009-12	59	14
2.	Robert Johnson	2000-02	57	10
3.	Andy Fuller	1993-95	31	5
4.	Cooper Wallace	2002-05	63	4
	Lorenzo Diamond	1999-02	45	4
	Dick Hayley	1976-78	11	4
7.	Tommy Trott	2006-09	45	3
	Gabe McKenzie	2006-08	29	3
	Cole Bennett	2003-07	20	3
	Jessie McCovery	1994-96	8	3
	Mike Edwards	1981	9	3
	Robby Robinett	1970-71	24	3

RECEPTIONS BY A TIGHT END

	Player	Seasons	Yards	Avg.	Rec
1.	Cooper Wallace	2002-05	829	13.16	63
2.	Philip Lutzenkirchen	2009-12	628	10.64	59
3.	Walter Reeves	1986-88	303	5.22	58
4.	Robert Johnson	2000-02	741	13.00	57
5.	Victor Hall	1989-91	521	9.65	54
6.	Tommy Trott	2006-09	474	10.53	45
	Lorenzo Diamond	1999-02	521	11.58	45
8.	Fred Baxter	1991-92	584	13.91	42
9.	Jeff Parks	1982-85	401	11.79	34
10.	Andy Fuller	1993-95	494	15.94	31

RECEIVING YARDAGE BY A TIGHT END

	Player	Seasons	Rec	Yards
1.	Cooper Wallace	2002-05	63	829
2.	Robert Johnson	2000-02	57	741
3.	Philip Lutzenkirchen	2009-12	59	628
4.	Fred Baxter	1991-92	42	584
5.	Victor Hall	1989-91	54	521
	Lorenzo Diamond	1999-02	45	521
7.	Andy Fuller	1993-95	31	494
8.	Tommy Trott	2006-09	45	474
9.	Jeff Parks	1982-85	34	401
10.	Ed West	1982-83	28	325

CAREER 100-YARD RECEIVING GAMES

	Player	Seasons	No.
1.	Terry Beasley	1969-71	12
2.	Tyrone Goodson	1993-97	9
3.	Darvin Adams	2008-10	8
	Emory Blake	2009-Present	8
5.	Karsten Bailey	1995-98	5

TOUCHDOWN RECEPTIONS

	Player	Seasons	Rec	TD
1.	Terry Beasley	1969-71	141	29
2.	Ben Obomanu	2002-05	97	18
3.	Darvin Adams	2008-10	115	17
	Karsten Bailey	1995-98	150	17
5.	Emory Blake	2009-pres.	123	16
6.	Frank Sanders	1991-94	121	15
	Byron Franklin	1977-80	74	15
8.	Lawyer Tillman	1985-88	93	14
	Philip Lutzenkirchen	2009-12	59	14
10.	Ronney Daniels	1999-00	90	12
	Tyrone Goodson	1993-97	136	12
	Freddie Hyatt	1965-67	88	12

RECEIVING YARDAGE

	Player	Seasons	Rec	Yards
1.	Terry Beasley	1969-71	141	2507
2.	Tyrone Goodson	1993-97	136	2283
3.	Karsten Bailey	1995-98	150	2174
4.	Courtney Taylor	2003-06	153	2098
5.	Frank Sanders	1991-94	121	1998
6.	Darvin Adams	2008-10	115	1978
7.	Freddy Weygand	1984-88	99	1946
	Emory Blake	2009-pres.	123	1946
9.	Lawyer Tillman	1985-88	93	1808
10.	Rodgeriquus Smith	2004-08	114	1598
11.	Byron Franklin	1977-80	74	1573
12.	Ronney Daniels	1999-00	90	1446
13.	Freddie Hyatt	1965-67	88	1396
14.	Devin Aromashodu	2002-05	71	1333
15.	Alexander Wright	1986-89	56	1320
16.	Ben Obomanu	2002-05	97	1313
17.	Thomas Bailey	1991-94	93	1243
18.	Greg Taylor	1987-90	102	1217
19.	Clifton Robinson	1997-00	91	1167
20.	Tim Christian	1966-68	78	1126
21.	Terrell Zachery	2007-10	71	1106
22.	Willie Gosha	1993-96	85	1048
23.	Marcel Willis	1999-02	81	1022
24.	Jimmy Phillips	1955-57	52	1012

RECEPTIONS

	Player	Seasons	Yards	Avg.	Rec
1.	Courtney Taylor	2003-06	2098	13.71	153
2.	Karsten Bailey	1995-98	2174	14.49	150
3.	Terry Beasley	1969-71	2507	17.78	141
4.	Tyrone Goodson	1993-97	2283	16.79	136
5.	Emory Blake	2009-pres.	1946	15.82	123
6.	Frank Sanders	1991-94	1998	16.51	121
7.	Darvin Adams	2008-10	1978	17.20	115
8.	Rodgeriquus Smith	2004-08	1598	14.02	114
9.	Greg Taylor	1987-90	1217	11.93	102
10.	Freddy Weygand	1984-88	1946	19.66	99



CAREER STATS UPDATE

RUSHING YARDAGE

	Player	Seasons	Att	Avg	Yards
1.	Bo Jackson	1982-85	650	6.62	4303
2.	Carnell Williams	2001-04	741	5.17	3831
3.	James Brooks	1977-80	621	5.67	3523
4.	Joe Cribbs	1976-79	657	5.13	3368
5.	Ben Tate	2006-09	678	4.90	3321
6.	Stephen Davis	1993-95	488	5.76	2811
7.	Brent Fullwood	1983-86	390	7.15	2789
8.	Ronnie Brown	2000-04	513	5.28	2707
9.	Onterio McCalebb	2009-present	388	6.40	2485
10.	Stacy Danley	1987-90	526	4.61	2427
11.	Michael Dyer	2010-11	424	5.51	2335
12.	James Joseph	1986-90	452	5.17	2264
13.	Kenny Irons	2005-06	454	4.81	2186
14.	James Bostic	1991-93	396	5.26	2084
15.	Lionel James	1980-83	348	6.14	2068
16.	Sedrick McIntyre	1973-76	462	4.31	1992
17.	Fob James	1952-55	317	6.03	1913
18.	Phil Gargis	1973-76	456	4.13	1884
19.	Tommie Agee	1983-86	356	4.87	1735
20.	Jimmy Sidle	1962-64	326	5.22	1703
21.	Brad Lester	2004-08	371	4.55	1689
22.	Joe Childress	1953-55	321	5.19	1667
23.	Curtis Kuykendall	1944-45	217	7.46	1619
24.	Rudi Johnson	2000	324	4.84	1567
25.	Terry Henley	1970-72	343	4.47	1534
26.	Tommy Lorino	1956-58	227	6.55	1486
27.	Cam Newton	2010	264	5.58	1473
28.	Monk Gafford	1940-42	221	6.40	1414
29.	Mario Fannin	2007-10	233	5.86	1366
30.	Mitzi Jackson	1973-75	243	5.65	1373
31.	William Andrews	1976-78	267	5.04	1347
32.	Ed Dyas	1958-60	261	4.97	1298
33.	Fred Beasley	1994-97	282	4.40	1241
34.	Tom Bryan	1964-66	265	4.32	1144
35.	George Peoples	1978-81	239	4.54	1085
36.	Tucker Frederickson	1962-64	260	4.15	1079
37.	Bobby Hoppe	1955-57	194	5.56	1078
38.	Charlie Hataway	1951-53	282	3.74	1055

YARDS PER CARRY (min. 300 attempts)

	Player	Seasons	Yards	Att	Avg
1.	Brent Fullwood	1983-86	2789	390	7.15
2.	Bo Jackson	1982-85	4303	650	6.62
3.	Onterio McCalebb	2009-present	2485	388	6.40
4.	Lionel James	1980-83	2138	348	6.14
5.	Fob James	1952-55	1913	317	6.03
6.	Stephen Davis	1993-95	2811	488	5.76
7.	James Brooks	1977-80	3523	621	5.67
8.	Michael Dyer	2010-11	2335	424	5.51
9.	Ronnie Brown	2000-04	2707	513	5.28
10.	James Bostic	1991-93	2084	396	5.26

RECEPTIONS BY A RUNNING BACK

	Player	Seasons	Yards	Avg	Rec
1.	Mario Fannin	2007-10	985	10.15	97
2.	James Joseph	1986-90	725	10.51	69
3.	Onterio McCalebb	2009-present	571	9.52	60
4.	Ronnie Brown	2001-04	667	11.70	57
5.	Stacy Danley	1987-90	337	7.17	47
6.	Harold Morrow	1994-95	433	9.41	46
7.	Carnell Williams	2001-04	492	11.44	43
8.	Reid McMillion	1993	334	7.95	42
9.	Tony Richardson	1991-93	384	9.37	41
10.	Rusty Williams	1996-99	363	9.08	40

RECEIVING YARDAGE BY A RUNNING BACK

	Player	Seasons	Rec	Yards
1.	Mario Fannin	2007-10	97	985
2.	James Joseph	1986-90	69	725
3.	Ronnie Brown	2001-04	57	667
4.	Carl Stewart	2004-07	39	612
5.	Onterio McCalebb	2009-present	60	571
6.	Carnell Williams	2001-04	43	492
7.	Fred Beasley	1995-97	31	448
8.	Mickey Zofko	1970	34	443
9.	Harold Morrow	1994-95	46	433
10.	Tony Richardson	1991-93	41	384

TOUCHDOWN RECEPTIONS BY A RUNNING BACK

	Player	Seasons	Rec	TD
1.	Mario Fannin	2007-10	97	9
2.	James Brooks	1978-80	18	4
3.	Onterio McCalebb	2009-present	60	3
	Brad Lester	2005-08	26	3
	Tre Smith	2002-06	26	3
	Fred Beasley	1995-97	31	3
	Stephen Davis	1994-95	22	3
	Harold Morrow	1994-95	46	3
	Tommie Agee	1983-86	28	3
	Mickey Zofko	1970	34	3

YARDS PER RECEPTION BY A RUNNING BACK (min. 20 receptions)

	Player	Seasons	Rec	Yards	Yds/Rec
1.	Carl Stewart	2004-07	39	612	15.69
2.	Fred Beasley	1995-97	31	448	14.45
3.	Mickey Zofko	1970	34	443	13.03
4.	Heath Evans	1998-00	30	354	11.80
5.	Ronnie Brown	2001-04	57	667	11.70
6.	Joe Frazier	1991-94	21	244	11.62
7.	Carnell Williams	2001-04	43	492	11.44
8.	James Joseph	1986-90	69	725	10.51
9.	Bo Jackson	1982-85	26	272	10.46
10.	Mario Fannin	2007-10	96	969	10.09
--	Onterio McCalebb	2009-present	60	571	9.52



CAREER STATS UPDATE

FIELD GOAL PERCENTAGE (Min. 10 made)

Player	Seasons	FGM	FGA	Pct
1. Scott Etheridge	1992-93	34	43	.791
2. Matt Hawkins	1994-95	26	33	.788
3. Win Lyle	1987-89	45	59	.763
4. Cody Parkey	2010-present	24	32	.750
Wes Byrum	2007-10	60	80	.750
6. Jaret Holmes	1996-97	27	37	.730
7. John Vaughn	2003-06	50	69	.725
8. Ed Dias	1958-60	17	24	.708
9. Gardner Jett	1970-72	23	34	.676
Jim Von Wyl	1990-91	32	48	.667
Robert McGinty	1984	12	18	.667

KICKOFF RETURN AVERAGE (Min. 20 returns)

Player	Seasons	Ret	Yards	Avg
1. Tristan Davis	2005-08	55	1455	26.45
2. Onterio McCalebb	2009-present	49	1287	26.27
3. Demond Washington	2009-10	62	1614	26.03
4. Rick Neel	1973-75	26	673	25.88
5. James Brooks	1977-80	68	1726	25.38
6. Markeith Cooper	1996-99	45	1077	23.93
7. Tim Carter	1998-01	40	956	23.90
8. Joe Cribbs	1976-79	22	507	23.05
9. Devin Aromashodu	2002-05	38	860	22.63
10. Herbert Casey	1989-91	21	473	22.52

KICKOFF RETURN YARDAGE

Player	Seasons	Ret	Avg	Yards
1. James Brooks	1977-80	68	25.4	1726
2. Demond Washington	2009-10	62	26.0	1614
3. Thomas Bailey	1991-94	74	20.5	1520
4. Tristan Davis	2005-08	55	26.5	1455
5. Onterio McCalebb	2009-present	49	26.3	1287
6. Markeith Cooper	1996-99	45	23.9	1077
7. Robert Baker	1995-96	46	21.3	979
8. Tim Carter	1998-01	40	23.9	956
9. Mario Fannin	2006-10	44	21.5	944
10. Roderick Hood	2000-02	38	22.6	860

ALL-PURPOSE YARDS

Player	Seasons	Rush	Rec	KR	PR	Yards
1. James Brooks	1977-80	3523	219	1726	128	5596
2. Carnell Williams	2001-04	3831	342	609	302	5084
3. Bo Jackson	1982-85	4303	272	317	0	4892
4. Joe Cribbs	1976-79	3368	268	597	328	4561
5. Onterio McCalebb	2009-pres.	2485	571	1287	0	4343
6. Thomas Bailey	1991-94	-5	1243	1520	1170	3928
7. Ben Tate	2006-09	3321	336	186	0	3843
8. Brent Fullwood	1983-86	2789	77	892	0	3758
9. Ronnie Brown	2000-04	2707	688	15	0	3390
10. Mario Fannin	2006-10	1366	985	944	0	3295

TACKLES

Player	Seasons	Tackles
1. Freddie Smith	1976-79	528
2. Gregg Carr	1981-84	453
3. Darrel Crawford	1988-91	424
4. Anthony Harris	1992-95	400
5. Quentin Riggins	1986-89	398
6. Chris Martin	1979-83	374
7. Tracy Rocker	1985-88	354
8. Dontarrious Thomas	2000-03	351
9. Marcellus Mostella	1993-96	336
10. Takeo Spikes	1995-97	331
11. Kurt Crain	1986-87	324
12. Daren Bates	2009-pres.	311
13. Anthony Harris	1992-94	306
Edward Phillips	1984-87	306
15. Jason Miska	1992-95	302
16. Mike Pelton	1991-94	294
17. Ben Thomas	1981-84	290
18. Danny Skutack	1978-81	285
19. Bob Harris	1979-82	281
20. Neiko Thorpe	2008-11	279
21. Gerald Williams	1982-85	278
22. Edmund Nelson	1978-81	273
23. Zac Etheridge	2007-10	261
24. Ricky Neal	1994-97	253
25. Will Herring	2003-06	248

QUARTERBACK SACKS (Since 1981)

Player	Seasons	Yards	Sacks
1. Quentin Groves	2004-07	169	26.0
Gerald Robinson	1982-85	150	26.0
3. Antonio Coleman	2006-09	147	24.5
4. Tracy Rocker	1985-88	146	21.0
Craig Olgetree	1986-89	117	21.0
6. Reggie Torbor	2000-03	128	18.5
7. Leonardo Carson	1996-99	123	17.0
Willie Whitehead	1991-94	108	17.0
Corey Lemonier	2010-present	111	17.0
10. Marcus Washington	1994-96	108	16.0
Gary Walker	1993-94	95	16.0

SEC Champions:
 1957, 1983, 1987, 1988, 1989, 2004, 2010
SEC West Champions:
 1997, 2000, 2001, 2002, 2004, 2005, 2010

2012 AUBURN FOOTBALL GAME NOTES



JORDAN-HARE STADIUM

Jordan-Hare Facts

Dedicated: 1939 (7,500)

Stadium Names

- 1939: Auburn Stadium
- 1949: Cliff Hare Stadium
- 1973: Jordan-Hare Stadium

Capacity:

- 1949: 21,500
- 1955: 34,500
- 1960: 44,500
- 1970: 61,261
- 1980: 72,169
- 1987: 85,214
- 2000: 85,612
- 2001: 86,063
- 2004: 87,451



Jordan-Hare Stadium is Auburn's showcase football stadium, which seats 87,451 with 70 luxury suites located between the lower level and upper deck on the East side.

The stadium was dedicated Nov. 30, 1939, with 7,500 seats. Ten years later, 14,000 more seats were added, and the stadium was named Cliff Hare Stadium (after a member of Auburn's first football team and eventual professor and dean of the School of Chemistry), although only 12 home games were played there over that 10-year span. Additional seats were added in 1955, 1960 and 1970. The West upper deck was completed in 1980; the East upper deck and suites were finished for the 1987 season. The most recent addition to the stadium was the construction of a 30-foot by 74-foot Daktronics LED board in 2007, coming at a cost of \$2.9 million. Auburn was the first school in the SEC to install a high-definition video board display.

The facility was renamed Jordan-Hare Stadium in 1973, recognizing Hall of Fame coach Ralph "Shug" Jordan. The turf at Jordan-Hare Stadium was officially named after Pat Dye, Auburn's Hall of Fame

coach and athletics director, prior to the 2005 Iron Bowl. The Tigers posted a 99-39-4 record in 12 seasons under Dye from 1981-92, and won four SEC championships. Auburn's home games are now played at Pat Dye Field at Jordan-Hare Stadium.

On game days, Auburn's Pat Dye Field at Jordan-Hare Stadium becomes the sixth-largest city in the state of Alabama as Auburn has averaged at least 80,000 fans per game for the last 19 seasons. Since Jordan-Hare Stadium expanded to its current capacity prior to the 2004 season, the Tigers have tallied 28 sell-out games.

Pat Dye Field at Jordan-Hare Stadium is the nation's 10th-largest on-campus stadium with a capacity of 87,451. It is the sixth-largest in the SEC.

The Tigers have won 77.9 percent of their games in Jordan-Hare Stadium since its inception in 1939 and hold an overall record of 287-74-7 there.

Attendance Average

1993.....	81,062
1994.....	81,287
1995.....	81,181
1996.....	82,468
1997.....	83,545
1998.....	81,105
1999.....	80,905
2000.....	82,435
2001.....	85,448
2002.....	82,943
2003.....	85,203
2004.....	83,085
2005.....	84,161
2006.....	85,063
2007.....	84,689
2008.....	86,915
2009.....	84,614
2010.....	86,087
2011.....	85,792
2012.....	83,948

Largest On-Campus Stadiums

1. Michigan Stadium (Michigan)	109,901
2. Beaver Stadium (Penn State)	107,282
3. Neyland Stadium (Tennessee)	102,455
4. Ohio Stadium (Ohio State)	102,329
5. Bryant-Denny Stadium (Alabama)	101,821
6. Darrell K. Royal-Texas Memorial Stadium (Texas)	101,624
7. Sanford Stadium (Georgia)	92,746
8. Tiger Stadium (LSU)	92,542
9. Ben Hill Griffin Stadium (Florida)	88,548
10. Jordan-Hare Stadium (Auburn)	87,451
11. Memorial Stadium (Nebraska)	86,304
12. Kyle Field (Texas A&M)	82,600
13. Bobby Bowden Field at Doak Campbell Stadium (Florida State)	82,300
14. Gaylord Family Oklahoma Memorial Stadium (Oklahoma)	82,112
15. Notre Dame Stadium (Notre Dame)	80,795

28

Since Jordan-Hare Stadium expanded to its current capacity prior to the 2004 season, the Tigers have tallied 28 sell-out games

SEC Champions:
1957, 1983, 1987, 1988, 1989, 2004, 2010
SEC West Champions:
1997, 2000, 2001, 2002, 2004, 2005, 2010

2012 AUBURN FOOTBALL GAME NOTES



AUBURN HEAD COACH GENE CHIZIK



COACHING LEDGER

The 2012 season is Gene Chizik's 25th season as a coach in the collegiate ranks. Chizik began his career as a graduate assistant at both Middle Tennessee (1990-91) and Clemson (1988-89) before heading to Stephen F. Austin (1992-97). He then moved to Central Florida from 1998-2001 before making his first stop on The Plains (2002-04). Texas was his final post as an assistant coach. Chizik served as defensive coordinator with the Longhorns from 2005-06. Two seasons as the head coach at Iowa State (2007-08) preceded Chizik's tenure as head coach at Auburn (2009-current). He also spent two seasons coaching at the high school level in Florida.

NATIONAL CHAMPIONS

In 2010, in just his second season as head coach at Auburn, Gene Chizik led the Tigers to their first national championship in more than 50 years, defeating Oregon, 22-19, in the BCS Championship Game on Jan. 10, 2011, in Glendale, Ariz.

SEC CHAMPS

Chizik led Auburn to the Southeastern Conference Championship in 2010, the seventh in program history. The Tigers routed South Carolina, 56-17, at the Georgia Dome in Atlanta on Dec. 4, en route to the national title. It was also Auburn's seventh SEC West Title.

.640 WINNING PERCENTAGE

Auburn has a 32-18 record the last three-plus seasons under Gene Chizik for a .640 winning percentage. The Tigers have posted no fewer than eight wins in each of his seasons as head coach. When playing at home, Auburn is 22-7 under Chizik.

ALL-SEC

Under Coach Chizik, eight Auburn players have been named All-SEC First Team, including current Tigers Steven Clark and Corey Lemonier.

GOING BOWLING

Auburn has been to three straight bowl games under Chizik, including the 2010 BCS Championship Game. In his first season as

head coach, the Tigers brought home a 38-35 overtime win over Northwestern at the Outback Bowl on Jan. 1, in Tampa, Fla. The following season, Auburn defeated Oregon, 22-19, for the national title, and in 2011, the Tigers earned a decisive, 43-24, victory against Virginia in the Chick-fil-A Bowl in Atlanta on Dec. 31.

RECRUITING

Auburn has signed three straight Top 10 national recruiting classes under Chizik.

TROPHIES

Since Chizik arrived on the Plains, four different Auburn players have been first-team All-America while also winning the Heisman Trophy, Lombardi Award, Davey O'Brien Award, Walter Camp Award and Maxwell Award. Chizik himself was named National Coach of the Year for 2010.

GRADUATION

Since Chizik was hired, 63 Tiger football players have earned their academic degrees from Auburn.

NFL DRAFT

Chizik has coached seven former Tigers who went on to become NFL draft picks, including Cam Newton, the No. 1 overall pick in the 2011 NFL Draft by the Carolina Panthers.

CHIZIK YEAR-BY-YEAR RECORD

2007 - (3-9, 2-6 Big 12)

8/30	KENT STATE	14-23	L
9/8	NORTHERN IOWA	13-24	L
9/15	IOWA	15-13	W
9/22	at Toledo	35-36	L
9/29	at Nebraska	17-35	L
10/6	at Texas Tech	17-42	L
10/13	TEXAS	3-56	L
10/20	OKLAHOMA	7-17	L
10/27	at Missouri	28-42	L
11/3	KANSAS STATE	31-20	W
11/10	COLORADO	31-28	W
11/17	at Kansas	7-45	L

2008 - (2-10, 0-8 Big 12)

8/28	SOUTH DAKOTA ST.	44-17	W
9/6	KENT STATE	48-28	W
9/13	at Iowa	5-17	L
9/20	at UNLV (OT)	31-34	L
10/4	KANSAS	33-35	L
10/11	at Baylor	10-38	L
10/18	NEBRASKA	7-35	L
10/25	TEXAS A&M	35-49	L
11/1	at Oklahoma State	17-59	L
11/8	at Colorado	24-28	L
11/15	MISSOURI	20-52	L
11/22	at Kansas State	30-38	L

2009 - (8-5, 3-5 SEC)

9/5	LOUISIANA TECH	37-13	W
9/12	MISSISSIPPI STATE	49-24	W

9/19	WEST VIRGINIA	41-30	W
9/26	BALL STATE	54-30	W
10/3	at Tennessee	26-22	W
10/10	at Arkansas	23-44	L
10/17	KENTUCKY	14-21	L
10/24	at LSU	10-31	L
10/31	OLE MISS	33-20	W
11/7	FURMAN	63-31	W
11/14	at Georgia	24-31	L
11/27	ALABAMA	21-26	L
1/1	Northwestern (Outback)	38-35 [OT]	W

2010 - (14-0, 8-0 SEC)

9/4	ARKANSAS STATE	52-26	W
9/9	at Mississippi State	17-14	W
9/18	CLEMSON	27-24 [OT]	W
9/25	SOUTH CAROLINA	35-27	W
10/2	ULM	52-3	W
10/9	at Kentucky	37-34	W
10/16	ARKANSAS	65-43	W
10/23	LSU	24-17	W
10/30	at Ole Miss	51-31	W
11/6	CHATTANOOGA	62-24	W
11/13	GEORGIA	49-31	W
11/26	at Alabama	28-27	W
12/4	South Carolina (SEC CG)	56-17	W
1/10/11	Oregon (BCSCG)	22-19	W

2011 - (8-5, 4-4 SEC)

9/3	UTAH STATE	42-38	W
9/10	MISSISSIPPI STATE	41-34	W

9/17	at Clemson	24-38	L
9/24	FLORIDA ATLANTIC	30-14	W
10/1	at South Carolina	16-13	W
10/8	at Arkansas	14-38	L
10/15	FLORIDA	17-6	W
10/22	at LSU	10-45	L
10/29	OLE MISS	41-23	W
11/12	at Georgia	7-45	L
11/19	SAMFORD	35-16	W
11/26	ALABAMA	14-42	L
12/31	Virginia (Chick-fil-A)	43-24	W

2012 - (2-8, 0-7 SEC)

9/1	vs. Clemson	19-26	L
9/8	at Mississippi State	10-28	L
9/15	ULM	31-28 [OT]	W
9/22	LSU	10-12	L
10/6	ARKANSAS	7-24	L
10/13	at Ole Miss	20-41	L
10/20	at Vanderbilt	13-17	L
10/27	TEXAS A&M	21-63	L
11/3	NEW MEXICO STATE	42-7	W
11/10	GEORGIA	0-38	L
11/17	ALABAMA A&M	1 p.m.	
11/24	at Alabama	TBA	



GENE CHIZIK ERA SUPERLATIVES

Most Points

1. 63 vs. Furman (11/07/2009)
2. 62 vs. Tennessee-Chattanooga (11/06/2010)
3. 56 vs. South Carolina (12/04/2010)
4. 54 vs. Ball State (09/26/2009)
5. 52 vs. Arkansas State (09/04/2010)
52 vs. Louisiana-Monroe (10/02/2010)

Fewest Points Allowed

1. 3 vs. Louisiana-Monroe (10/02/2010)
2. 6 vs. Florida (10/15/2011)
3. 7 vs. New Mexico State (11/3/2012)
4. 12 vs. LSU (9/22/2012)
5. 13 vs. Louisiana Tech (09/05/2009)
13 vs. South Carolina (10/01/2011)

Most First Downs

1. 30 vs. Furman (11/07/2009)
2. 29 vs. Mississippi State (09/12/2009)
29 vs. South Carolina (10/01/2010)
4. 28 at Ole Miss (10/30/2010)
28 vs. Georgia (11/13/2010)
28 vs. South Carolina (12/01/2010)
28 vs. Oregon (01/10/2011)

Fewest First Downs Allowed

1. 13 at South Carolina (10/01/2011)
2. 14 vs. Mississippi State (09/12/2009)
14 vs. Florida (10/15/2011)
4. 15 vs. Furman (11/07/2009)
15 vs. LSU (9/22/2012)
15 vs. New Mexico State (11/3/2012)

Most Rushing Attempts

1. 67 at South Carolina (10/01/2011)
2. 59 vs. Mississippi State (09/12/2009)
3. 57 vs. South Carolina (09/25/2010)
57 vs. Georgia (11/13/2010)
5. 52 vs. Louisiana Tech (09/05/2009)
52 at Kentucky (10/09/2010)
52 vs. LSU (10/23/2010)
52 at Arkansas (10/08/2011)

Fewest Rushing Attempts – Opponent

1. 24 vs. Georgia (11/13/2010)
2. 28 vs. Arkansas (10/16/2010)
3. 29 at Tennessee (10/03/2009)
4. 30 at Kentucky (10/09/2010)
30 vs. Tennessee-Chattanooga (11/06/2010)
30 vs. Florida (10/15/2011)
30 vs. Virginia (12/31/2011)

Most Rushing Yards

1. 440 vs. LSU (10/23/2010)
2. 390 vs. Mississippi State (09/12/2009)
3. 367 vs. Arkansas State (09/04/2010)
4. 343 at Ole Miss (10/30/2010)
5. 334 vs. South Carolina (09/25/2010)

Fewest Rushing Yards Allowed

1. 38 vs. Louisiana-Monroe (10/02/2010)
2. 43 vs. Arkansas State (09/04/2010)
3. 66 vs. Florida (10/15/2011)
4. 69 at Alabama (11/26/2010)
5. 75 vs. Oregon (01/10/2011)

Most Passes Attempted

1. 35 at Tennessee (10/03/2009)
35 vs. Oregon (01/10/2011)
35 vs. Arkansas (10/6/2012)
4. 33 vs. West Virginia (09/19/2009)
33 vs. Northwestern (01/01/2010)

Most Passes Completed

1. 27 vs. Furman (11/07/2009)
2. 22 vs. Arkansas (10/6/2012)
3. 21 vs. Ball State (09/26/2009)
4. 20 at Tennessee (10/03/2009)
20 at Georgia (11/14/2009)
20 vs. Northwestern (01/01/2010)
20 vs. Oregon (01/10/2011)

Fewest Passes Attempted - Opponent

1. 17 at Georgia (11/14/2009)
2. 18 at Georgia (11/12/2011)
3. 21 vs. Mississippi State (09/12/2009)
4. 22 vs. Kentucky (10/17/2009)
22 vs. LSU (9/22/2012)

Fewest Passes Completed – Opponent

1. 9 vs. Kentucky (10/17/2009)
9 at Georgia (11/14/2009)
9 at South Carolina (10/01/2011)
4. 11 vs. Mississippi State (09/12/2009)
5. 13 vs. LSU (9/22/2012)

Most Passing Yards

1. 373 vs. Furman (11/07/2009)
2. 351 vs. South Carolina (12/04/2010)
3. 325 vs. Tennessee-Chattanooga (11/06/2010)
4. 306 vs. Ball State (09/26/2009)
5. 300 vs. West Virginia (09/19/2009)

Fewest Passing Yards Allowed

1. 75 vs. Kentucky (10/17/2009)
2. 114 vs. Ball State (09/26/2009)
3. 128 vs. LSU (10/23/2010)
128 vs. Florida (10/15/2011)
5. 129 at Mississippi State (09/09/2010)

Punting Average (Min. 4 Punts)

1. 50.3 vs. LSU (10/23/2010)
2. 48.1 vs. Furman (11/07/2009)
3. 47.4 at Georgia (11/14/2009)
4. 46.7 at Ole Miss (10/13/2012)
5. 45.7 vs. Mississippi State (09/10/2011)

Highest Time of Possession

1. 35:47 at South Carolina (10/01/2011)
2. 34:46 at Tennessee (10/03/2009)
3. 34:20 at Ole Miss (10/13/2012)
4. 34:15 vs. Georgia (11/12/2011)
5. 33:14 at Ole Miss (10/30/2010)

SEC Champions:

1957, 1983, 1987, 1988, 1989, 2004, 2010

SEC West Champions:

1997, 2000, 2001, 2002, 2004, 2005, 2010



2012 AUBURN FOOTBALL GAME NOTES

AUBURN OFFENSIVE CAREER BESTS

3 • DeANGELO BENTON

Receptions	6	Furman	11/7/09
Rec. Yards	88	Furman	11/7/09
Rec. Long	41	at Clemson	9/17/11
Rec. TD	1	Florida	10/15/11

80 • EMORY BLAKE

Receptions	10	Arkansas	10/6/12
Rec. Yards	118	Arkansas	10/6/12
Rec. Long	94	ULM	10/2/10
Rec. TD	1	16x (last vs. Texas A&M)	10/27/12

22 • MIKE BLAKELY

Rush Attempts	11	at Mississippi State	9/8/12
Rush Yards	42	at Mississippi State	9/8/12
Rush Long	20	Arkansas	10/6/12

4 • QUAN BRAY

Receptions	6	at Mississippi State	9/8/12
Rec. Yards	50	at Mississippi State	9/8/12
Rec. Long	16	at Mississippi State	9/8/12
Kick Ret	2	2x (last at South Carolina)	10/1/11
Kick Ret Yds	55	Utah State	9/3/11
Kick Ret Long	33	Utah State	9/3/11
Punt Ret	3	4x (last vs. NMSU)	11/3/12
Punt Ret Yds	44	vs. NMSU	11/3/12
Punt Ret Long	38	ULM	9/15/12
Completions	1	ULM	9/15/12
Pass Attempts	1	ULM	9/15/12
Pass Yards	34	ULM	9/15/12
Pass TDs	1	ULM	9/15/12

30 • STEVEN CLARK

Punts	9	2x (last vs. Florida)	10/15/11
Long Punt	58	Mississippi State	9/10/11
Inside 20	6	at Arkansas	10/8/11

18 • SAMMIE COATES

Receptions	2	ULM	9/15/12
Rec. Yards	42	at Ole Miss	10/13/12
Rec. Long	42	at Ole Miss	10/13/12
Rec. TD	1	ULM	9/15/12

89 • JAYLON DENSON

Receptions	1	Arkansas	10/6/12
Rec. Yards	12	Arkansas	10/6/12
Rec. Long	12	Arkansas	10/6/12

10 • KIEHL FRAZIER

Completions	13	2x (last vs. LSU)	9/22/12
Pass Attempts	27	Clemson	9/1/12
Pass Yards	194	Clemson	9/1/12
Pass TDs	1	2x (last vs. ULM)	9/15/12
Pass Long	54	Clemson	9/1/12
Rush Attempts	16	Virginia (Chick-fil-A)	12/31/11
Rush Yards	55	Virginia (Chick-fil-A)	12/31/11
Rush TDs	2	Virginia (Chick-fil-A)	12/31/11
Rush Long	22	at South Carolina	10/1/11
Receptions	1	ULM	9/15/12
Rec. Yards	34	ULM	9/15/12
Rec. TDs	1	ULM	9/15/12
Rec. Long	34	ULM	9/15/12

11 • BRANDON FULSE

Receptions	2	FAU	9/24/11
Rec. Yards	11	FAU	9/24/11

20 • COREY GRANT

Rush Attempts	4	vs. NMSU	11/3/12
Rush Yards	8	vs. NMSU	11/3/12
Rush Long	5	vs. NMSU	11/3/12

5 • RICARDO LOUIS

Receptions	1	3x (last vs. NMSU)	11/3/12
Rec. Yards	21	vs. NMSU	11/3/12
Rec. Long	21	vs. NMSU	11/3/12
Rush Attempts	2	Texas A&M	10/27/12
Rush Yards	2	Texas A&M	10/27/12
Rush Long	2	Texas A&M	10/27/12

43 • PHILIP LUTZENKIRCHEN

Receptions	5	vs. LSU	9/22/12
Rec. Yards	71	Clemson	9/1/12
Rec. TDs	2	2x (last vs. Ole Miss)	10/29/11
Rec. Long	39	Oregon (BCSNCG)	

21 • TRE MASON

Rush Attempts	22	2x (last vs. NMSU)	11/3/12
Rush Yds	152	NMSU	11/3/12
Rush Lg	40	NMSU	11/3/12
Rush TD	2	at Ole Miss	10/13/12
Receptions	3	Georgia	11/10/12
Rec. Yards	34	ULM	9/15/12
Rec. Long	34	ULM	9/15/12
All-Purpose Yards	186	Mississippi State	9/10/11
Kick Ret	6	Mississippi State	9/10/11
Kick Ret Yds	176	Utah State	9/3/11
Kick Ret Lg	97	Utah State	9/3/11
Kick Ret TD	1	Utah State	9/3/11

23 • ONTERIO McCALEBB

Rush Attempts	22	Louisiana Tech	9/5/09
Rush Yards	148	Louisiana Tech	9/5/09
Rush TDs	3	Georgia	11/13/10
Rush Long	70	LSU	10/23/10
Receptions	5	Utah State	9/3/11
Rec. Yards	62	Tennessee	10/3/09
Rec. TDs	1	2x (last vs. Virginia)	12/31/11
Rec. Long	51	Florida Atlantic	9/24/11
All-Purpose Yards	204	Tennessee	10/3/09
Kick Ret	6	Mississippi State	9/10/11
Kick Ret Yds	138	at Mississippi State	9/8/12
Kick Ret Lg	100	at Mississippi State	9/8/12
Kick Ret TD	1	2x (last at Mississippi State)	9/8/12

15 • CLINT MOSELEY

Completions	14	at Vanderbilt	10/20/12
Pass Attempts	22	at Georgia	11/12/11
Pass Yards	167	Samford	11/19/11
Pass TDs	4	Ole Miss	10/29/11

36 • CODY PARKEY

FG Attempts	4	2x (last vs. Clemson)	9/1/12
FGs Made	4	2x (last vs. Clemson)	9/1/12
Career Long	46	2x (last vs. Clemson)	9/1/12

35 • JAY PROSCH

Rush Attempts	2	NMSU	11/3/12
Rush Yards	9	Georgia	11/10/12
Rush Long	5	2x (last vs. Georgia)	11/10/12
Rush TD	1	NMSU	11/3/12
Receptions	2	at Vanderbilt	10/20/12
Rec. Yards	9	at Vanderbilt	10/20/12
Rec. Long	8	at Ole Miss	10/13/12

1 • TROVON REED

Receptions	5	Florida Atlantic	5/24/11
Rec. Yards	40	NMSU	11/3/12
Rec. Long	40	NMSU	11/3/12
Rec. TD	1	NMSU	11/3/12
Rush Attempts	2	at Clemson	9/17/11
Rush Yds	12	at Clemson	9/17/11
Rush Lg	10	at Clemson	9/17/11
Punt Ret	3	Florida Atlantic	5/24/11
Punt Ret Yds	14	Florida Atlantic	5/24/11
Punt Ret Lg	9	2x (last vs. Mississippi State)	9/10/11

85 • TRAVANTE STALLWORTH

Receptions	5	Clemson	9/17/11
Receiving Yards	93	Utah State	9/3/11
Rec. TD	1	Utah State	9/3/11
Rec. Long	44	Arkansas	10/8/11

81 • C.J. UZOMAH

Receptions	3	Texas A&M	10/27/12
Receiving Yards	90	Texas A&M	10/27/12
Rec. TDs	1	Texas A&M	10/27/12
Rec. Long	38	Texas A&M	10/27/12
Completions	1	at Georgia	11/12/11
Pass Attempts	1	3x (last at Georgia)	11/12/11
Pass Yards	4	at Georgia	11/12/11
Pass TDs	1	at Georgia	11/12/11

12 • JONATHAN WALLACE

Completions	15	Georgia	11/10/12
Pass Attempts	22	Georgia	11/10/12
Pass Yards	181	Georgia	11/10/12
Pass TDs	2	Texas A&M	10/27/12
Pass Long	40	NMSU	11/3/12
Rush Attempts	13	Texas A&M	10/27/12
Rush Yards	71	Texas A&M	10/27/12
Rush Long	12	Texas A&M	10/27/12



AUBURN DEFENSIVE CAREER BESTS

25 • DAREN BATES

Tackles16
TFL1.5
Sacks1.0
Interceptions1
Fumbles Recovered1

at Ole Miss 10/13/12
5x (last at Ole Miss) 10/13/12
2x (last vs. Arkansas) 10/6/12
3x (last vs. Clemson) 9/1/12
4x (last vs. NMSU) 11/3/12

22 • T'SHARVAN BELL

Tackles9
Interceptions2
Deflections2
Sacks1.0
Fumbles Recovered1

South Carolina (SECCG) 12/4/10
Northwestern 1/1/10
6x (last New Mexico St.) 11/3/12
2x (last vs. Ole Miss) 10/29/11
2x (last vs. Arkansas) 10/6/12

98 • ANGELO BLACKSON

Tackles5
TFL2.0
Sacks1.0
Fumbles Forced1
Fumbles Recovered1
Blocked Kicks1

New Mexico State 11/3/12
New Mexico State 11/3/12
New Mexico State 11/3/12
2x (last at Vanderbilt) 10/20/12
LSU 9/22/12
3x (last vs. ULM) 9/15/12

92 • KENNETH CARTER

Tackles5
TFL1.0

2x (last at Mississippi State) 9/8/12
2x (last at Mississippi State) 9/8/12

11 • CHRIS DAVIS

Tackles9
Deflections2
TFL1.0

at Vanderbilt 10/20/12
Tennessee-Chattanooga 11/6/10
ULM 9/15/12

94 • NOSA EGUAE

Tackles9
TFL2.5
Sacks2.0

Mississippi State 9/10/11
South Carolina (SECCG) 12/4/10
Georgia 11/13/10

35 • JONATHAN EVANS

Tackles14
TFL1.0

Utah State 9/3/11
Florida 10/15/11

31 • TRENT FISHER

Tackles5

Texas A&M 10/27/12

14 • ERIQUE FLORENCE

Tackles7
TFL1.0
Fumbles Forced1
Sacks1.0

Samford 11/19/11
2x (last at Ole Miss) 10/13/12
Mississippi State 9/10/11
at LSU 10/22/11

95 • DEE FORD

Tackles7
TFL2.0
Sacks2.0

Clemson 9/1/12
Clemson 9/1/12
Clemson 9/1/12

17 • KRIS FROST

Tackles1

New Mexico St. 11/3/12

26 • JUSTIN GARRETT

Tackles5
TFL1.0

Samford 11/19/11
Samford 11/19/11

55 • KEYMIYA HARRELL

Tackles2
TFL1.0
Sacks1.0

New Mexico St. 11/3/12
New Mexico St. 11/3/12
New Mexico St. 11/3/12

5 • JAKE HOLLAND

Tackles11
TFL2.0
Sacks1.0
Deflections1

2x (last vs. Clemson) 9/1/12
Utah State 9/3/11
Louisiana-Monroe 10/2/10
Clemson 9/1/12

15 • JOSHUA HOLSEY

Tackles5
TFL1.0
Deflections1

at Ole Miss 10/13/12
at Ole Miss 10/13/12
3x (last at Vanderbilt) 10/20/12

21 • JONATHAN JONES

Tackles7

at Ole Miss 10/13/12

55 • COREY LEMONIER

Tackles9
TFL3.0
Sacks2.0
Blocks1
Fumbles Forced2
Fumbles Recovered1

Clemson 9/1/12
Florida 10/15/11
4x (last vs. LSU) 9/22/12
2x (last vs. ULM) 9/15/12
at Georgia 11/12/11
2x (last at Vanderbilt) 10/20/12

30 • CASSANOVA MCKINZY

Tackles12
TFL0.5
Fumbles Forced1
Fumbles Recovered1

at Vanderbilt 10/20/12
Arkansas 10/6/12
at Vanderbilt 10/20/12
at Vanderbilt 10/20/12

12 • DEMETRUC McNEAL

Tackles18
TFL2.0
Deflections2
Interceptions1

at Mississippi State 9/8/12
New Mexico State 11/3/12
New Mexico State 11/3/12
2x (last at South Carolina) 10/1/11

6 • JONATHON MINCY

Tackles8
Deflections1
Fumbles Forced1
Fumbles Recovered1
TFL1.0
Sacks1.0

Arkansas 10/6/12
5x (last vs. New Mexico St.) 11/3/12
at Mississippi State 9/8/12
at South Carolina 10/1/11
4x (last vs. Texas A&M) 10/27/12
at Ole Miss 10/13/12

10 • LADARIUS OWENS

Tackles3
TFL1.5
Sacks1.0

Florida Atlantic 9/24/11
at South Carolina 10/1/11
at South Carolina 10/1/11

56 • ASHTON RICHARDSON

Tackles3
TFL1.0
Sacks1.0
Fumbles Recovered1

at Ole Miss 10/13/12
at Ole Miss 10/13/12
at Ole Miss 10/13/12
at Vanderbilt 10/20/12

13 • CRAIG SANDERS

Tackles4
TFL1.5

at Ole Miss 10/13/12
2x (last at Ole Miss) 10/13/12

96 • DEVAUNTE SIGLER

Tackles3
Sacks1
TFL1

Mississippi State 9/10/11
Florida 10/15/11
Florida 10/15/11

24 • RYAN SMITH

Tackles12
TFL1.0
Fumbles Recovered1

Clemson 9/1/12
2x (last vs. Virginia, Chick-fil-A) 12/31/11
vs. Virginia (Chick-fil-A) 12/31/11

27 • ROBENSON THEREZIE

Tackles5
Deflections1
TFL1

Florida Atlantic 9/24/11
Florida Atlantic 9/24/11
2x (last vs. Arkansas) 10/6/12

74 • JAMAR TRAVIS

Tackles2
TFL1.0

Florida Atlantic 5/24/11
Utah State 9/3/11

54 • JEFFREY WHITAKER

Tackles4
Sacks0.5
TFL1.0
Fumbles Forced1

2x (last vs. LSU) 9/22/12
Georgia 11/10/12
Ole Miss 10/29/11
vs. LSU 9/22/12

19 • RYAN WHITE

Tackles7
Deflections1

Clemson 9/1/12
4x (last vs. Ole Miss) 10/29/11

9 • JERMAINE WHITEHEAD

Tackles12
TFL1.0
Sacks1.0
Interceptions1
Deflections2
Fumbles Recovered1

at Mississippi State 9/8/12
2x (last vs. Georgia) 11/10/12
ULM 9/15/12
Florida Atlantic 9/24/11
Arkansas 10/6/12
at Mississippi State 9/8/12

90 • GABE WRIGHT

Tackles4
TFL1.0
Sacks1.0
Fumbles Forced1

Georgia 11/12/11
5x (last vs. New Mexico State) 11/3/12
at Vanderbilt 10/20/12
Arkansas 10/8/11




COACHING STAFF ON THE FIELD



GENE CHIZIK
HEAD COACH



TROOPER TAYLOR
ASST. HEAD COACH/
WIDE RECEIVERS



BRIAN VANGORDER
DEFENSIVE COORDINATOR



JAY BOULWARE
SPECIAL TEAM COORD./
TIGHT ENDS



JEFF GRIMES
OFFENSIVE LINE



CURTIS LUPER
RUNNING BACKS



MIKE PELTON
DEFENSIVE LINE



TOMMY THIGPEN
LINEBACKERS

COACHING STAFF IN THE BOOTH



SCOT LOEFFLER
OFFENSIVE COORDINATOR/
QUARTERBACKS



WILLIE MARTINEZ
SECONDARY



Sept. 1, 2012 • ESPN • Georgia Dome (75,211) • Atlanta, Ga.

#14 CLEMSON	26
AUBURN	19

GAME 1

Cody Parkey made a career-high four field goals and Tre Mason rushed for a career-high 106 yards for Auburn but No. 14 Clemson edged past the Tigers for a hard-fought 26-19 victory in the Chick-fil-A Game in the season opener for both teams at the Georgia Dome on Saturday.

Emory Blake caught four passes for a career-high 109 yards and a touchdown while sophomore Kiehl Frazier threw for 194 yards and one touchdown on 11-of-27 passing and one interception in his first career start for Auburn. Tre Mason rushed for a career-high 106 yards while Onterio McCalebb add 82 yards.

The game was tied at 16 entering the final quarter after Parkey tied with a field goal with 55 seconds left in the third. Daren Bates intercepted Tajh Boyd and returned it 12 yards to the Clemson 35 on the first play of the fourth quarter. It set up Parkey making his career-high fourth field goal of the game, a 36-yarder to give Auburn a 19-16 lead with 12:50 remaining.

Clemson then scored the final 10 points of the game to outlast Auburn.

In the back-and-forth game, Clemson came right back on a 10-play, 75-yard drive as Boyd threw a 4-yard fade route to DeAndre Hopkins, who had a Clemson single-game record 13 receptions for 119 yards, in the back right corner of the end zone as Clemson took the lead for good, 23-19, with 9:17 left.

Clemson stopped Auburn on the next possession and drove 79 yards on the strength of Andre Ellington's 45-yard run to the Auburn 8. Auburn's defense stopped Clemson at the 1-yard line for the second time to give itself another shot. Chandler Catanzaro made his fourth field goal of the game for a 26-19 Clemson lead with 1:24 left.

Ellington rushed for 231 yards on 26 carries while Boyd threw for 208 yards and a touchdown on 24-of-34 passing.

Clemson opened the game's scoring as Catanzaro made a 39-yard field goal with 5:22 left in the first quarter. Auburn's defense held after Clemson drove 83 yards down to the Auburn 1-yard line.

SCORING SUMMARY

Clemson	3	10	3	10	—	26
Auburn	7	3	6	3	—	19

- CU - Catanzaro 24-yard field goal, 5:22, 1st
- AU - Blake 54-yard pass from Frazier (Parkey kick), 3:38, 1st
- CU - Catanzaro 40-yard field goal, 10:06, 2nd
- CU - McDowell 7-yard run (Catanzaro kick), 7:26, 2nd
- AU - Parkey 37-yard field goal, 1:24, 2nd
- AU - Parkey 46-yard field goal, 8:38, 3rd
- CU - Catanzaro 37-yard field goal, 4:39, 3rd
- AU - Parkey 27-yard field goal, 0:55, 3rd
- AU - Parkey 36-yard field goal, 12:50, 4th
- CU - Hopkins 4-yard pass from Boyd (Catanzaro kick), 9:17, 4th
- CU - Catanzaro 18-yard kick, 1:24, 4th

TEAM STATISTICS

	CU	AU
First Downs	28	17
Rushes-Yards	52-320	37-180
Passing Yards	208	194
Comp-Att-Int	24-35-1	11-27-1
Total Plays-Yards	87-528	64-374
Punts-Avg.	3-38.3	3-39.3
Fumbles/Lost	1/0	3/1
Penalties-Yards	6-30	6-38
3rd Down Conv.	8-of-17	4-of-13
Time of Possession	31:45	28:15

INDIVIDUAL STATISTICS

RUSHING: (CU) - Ellington 26-231; Boyd 19-58; Howard 4-23; McDowell 3-8 (TD); (AU) Mason 14-106; McCalebb 12-82; Blakely 1-2; Bray 1-(-1); Frazier 9-(-9).

PASSING: (CU) - 24-34-1-208 (TD); (AU) - Frazier 11-27-1-194 (TD).

RECEIVING: (CU) - Hopkins 13-119 (TD); Ford 5-51; Peake 4-21; Humphries 2-17; (AU) Blake 4-109 (TD); Lutzenkirchen 4-71; McCalebb 2-6; Bray 1-8.

Auburn struck back quickly four plays later as Frazier threw a 54-yard touchdown pass to Blake to put Auburn ahead 7-3 with 3:38 remaining in the opening quarter.

Catanzaro made a 40-yard field goal to bring Clemson to within 7-6 after the Tigers recovered a Tre Mason fumble just past midfield. Auburn had driven from its own 1-yard line to the Clemson 48 before Auburn's impressive drive ended with the turnover on the first possession of the second quarter.

Ellington's 68-yard run to the Auburn 15 followed by a Ryan White personal foul penalty set up Clemson's first touchdown on a 7-yard run by Roderick McDowell for a 13-7 Clemson lead with 7:26 left in the half. Clemson's drive covered 85 yards in only three plays.

Parkey's 37-yard field goal closed Auburn to within 13-10 with 1:24 before the half. On the drive, Frazier's 38-yard completion to Philip Lutzenkirchen to the Clemson 13 was the big play.

The Chick-fil-A Kickoff Game record crowd of 75,211 saw Auburn gain 374 yards on 64 plays while Clemson had 528 yards total offense on 87 plays. Auburn rushed for 180 yards to Clemson's 320, 231 of it from Ellington.

Sept. 8, 2012 • ESPN • Davis Wade Stadium (56,111) • Starkville, Miss.

AUBURN	10
MISSISSIPPI STATE	28

GAME 2

Tyler Russell threw for three touchdowns and 222 yards to lead Mississippi State to 28-10 victory over Auburn in the SEC opener for both teams at Scott Field on Saturday. Demetruce McNeal led the Tigers with a career-high 18 tackles.

With the Auburn offense struggling in the first half, Onterio McCalebb returned the second half kickoff 100 yards for a touchdown to give the Tigers a 10-7 lead. It was the second of his career, the other an 83-yarder vs. Alabama last year, and Auburn's first 100-yarder since Tim Carter vs. LSU in 2000.

However, it was all Mississippi State after that.

Mississippi State (2-0, 1-0) answered quickly as the Bulldogs drove 75 yards in eight plays to regain the lead, 14-10, on Russell's 13-yard touchdown pass to Chad Bumphis touchdown with 11:35 left in the third.

After holding Auburn (0-2, 0-1) to another three and out, State drove 58 yards and took a 21-10 lead on Russell's third touchdown pass, a 3-yard play action to a wide-open Marcus Green, who scored his second of the day, in the back corner of the end zone with 4:38 to go in the third.

The Bulldogs iced the game as LaDarius Perkins scampered 21 yards breaking four tackles to give State a 28-10 lead with 12:33 left in the game.

Mississippi State outgained Auburn 388 to 216 as the Tigers didn't score an offensive touchdown. The Tigers had 91 yards rushing, led by freshman Mike Blakely's 42 yards on 11 carries. Kiehl Frazier completed on 13-of-22 passes for 125 yards to go along with five turnovers, three interceptions and two fumbles. Quan Bray had six receptions for 50 yards while Emory Blake caught two passes for 31 yards.

Jonathon Mincy forced a State fumble on Russell's 8-yard completion to Chris Smith, and it was recovered by the Tigers' Jermaine Whitehead, a Greenville, Miss., native, at the State 39 with a minute left in the first.

SCORING SUMMARY

Auburn	0	3	7	0	—	10
Miss. State	0	7	14	7	—	28

- AU - Parkey 23-yard field goal, 9:40, 2nd
- MS - Green 30-yard pass from Russell (Bell kick), 6:53, 2nd
- AU - McCalebb 100-yard kickoff return (Parkey kick), 14:46, 3rd
- MS - Bumphis 13-yard pass from Russell (Bell kick), 11:35, 3rd
- MS - Green 3-yard pass from Russell (Bell kick), 4:38, 3rd
- MS - Perkins 21-yard run (Bell kick), 12:33, 4th

TEAM STATISTICS

	AU	MS
First Downs	15	23
Rushes-Yards	39-91	36-166
Passing Yards	125	222
Comp-Att-Int	22-13-3	29-20-0
Total Plays-Yards	61-216	65-388
Punts-Avg.	6-40.8	5-40.0
Fumbles/Lost	2/2	1/1
Penalties-Yards	7-57	5-61
3rd Down Conv.	2-of-12	1-of-10
Time of Possession	29:19	30:41

INDIVIDUAL STATISTICS

RUSHING: (MS) - Perkins 14-83 (TD), Milton 6-30, Robinson 6-32, Griffin 2-21; (AU) Blakely 11-42, Mason 8-25, Frazier 11-22, McCalebb 8-4.

PASSING: (MS) Russell 20-29-0, 222 (3 TD); (AU) - Frazier 13-22-3, 125.

RECEIVING: (MS) - Smith 5-46, Green 4-54 (2 TD), Bumphis 3-47 (TD), Perkins 3-17; (AU) Bray 6-50, Blake 2-31, Lutzenkirchen 2-12, Reed 1-17.

The Tigers, which converted a fourth and one at the State 19, took a 3-0 lead on a 23-yard Cody Parkey field goal with 9:40 left in the second despite having it on the Bulldog 5 with a second and goal.

Mississippi State took a 7-3 lead as Russell completed a 30-yard touchdown pass to Green with 6:53 left in the half. Johnathan Banks then intercepted a Frazier pass a play later to set the Bulldogs up at the Auburn 34. The Auburn defense made a huge stop as Angelo Blackson blocked a 43-yard field goal attempt by Bell with 4:24 left.

Auburn's defense kept the Tigers in the game in the first half as State outgained Auburn 157-65. The Tigers rushing attack was led by Blakely, who gained 38 of the yards on nine rushes. Frazier completed 1-of-7 passes for -2 yards and had two interceptions.

Perkins led State's rushing attack with 83 yards on 14 carries and a touchdown while Green had four receptions for 54 yards and two touchdowns and Smith five receptions for 46 yards.



2012 AUBURN FOOTBALL GAME NOTES

Perfect Seasons:
1900, 1904, 1913, 1957, 1993, 2004, 2010
National Champions:
1957, 2010

Sept. 15, 2012 • SECN • Jordan-Hare Stadium (85,214) • Auburn, Ala.

ULM	28
AUBURN	31 (OT)

GAME 3

Cody Parkey's overtime field goal clinched Auburn's first win of the season as it defeated Louisiana-Monroe, 31-28, on Saturday afternoon at Jordan-Hare Stadium. Angelo Blackson made Parkey's game-winning kick possible as he blocked a ULM field goal attempt just minutes earlier during ULM's first overtime possession.

Auburn (1-2) saw a 14-point lead disappear late in the fourth quarter as ULM (1-1) rallied from a 28-14 deficit to tie the game with 1:18 left in regulation before the overtime heroics from Blackson and Parkey.

Auburn finished the game with a season-high 418 yards of total offense, including 255 on the ground. Oterio McCalebb finished with a 128 yards, his fourth career 100-yard rushing game, while Tre Mason had 90 yards rushing on a game-high 22 carries.

Kiehl Frazier was 10-of-18 for 130 yards with a touchdown and an interception while his counterpart from ULM, Kolton Browning, was 28-of-46 for 237 yards with three touchdowns.

ULM went 89 yards on its first drive of the game, a 12-play march, and converted on a fourth-and-goal from the one to take the early touchdown lead, 7-0. The drive was capped by a Browning to Harley Scioneaux pass into the corner of the end zone, the first of two touchdown catches for the ULM tight end.

Auburn answered with a five-play, 76-yard scoring drive of its own on its first possession. McCalebb had three carries on the drive, including the 27-yard touchdown run, while Mason had a 34-yard reception on the previous play to get Auburn into ULM territory as Auburn tied it at 7-7.

Browning put ULM back up a touchdown, 14-7, with his 39-yard touchdown run up the middle with 3:52 left in the first half. The run capped a six-play, 80-yard drive that ate up just 2:54 of clock time. Auburn immediately answered with a quick strike of its own, using a Quan Bray pass back to Frazier for the score. The pass covered 33 yards as Auburn went 75 yards in four plays to tie it at 14-14 with 2:18 left in the half.

Auburn struck one more time before the half as Frazier's 33-yard pass to Sammie Coates as time expired put Auburn ahead, 21-14. Auburn took advantage of a 33-yard punt by the

SCORING SUMMARY

ULM	7	7	0	14	0	--	28
Auburn	7	14	7	0	3	--	31

ULM - Scioneaux 1-yard pass from Browning (Manton kick), 8:22, 1st
AU - McCalebb 27-yard run (Parkey kick), 6:06, 1st
ULM - Browning 39-yard run (Manton kick), 3:52, 2nd
AU - Frazier 33-yard pass from Bray (Parkey kick), 2:18, 2nd
AU - Coates 33-yard pass from Frazier (Parkey kick), 0:00, 2nd
AU - Mason 1-yard run (Parkey kick), 10:40, 3rd
ULM - Scioneaux 4-yard pass from Browning (Manton kick), 6:15, 3rd
ULM - Harper 6-yard pass from Browning (Manton kick), 1:18, 3rd
AU - Parkey 35-yard field goal, 0:00, 1st OT

TEAM STATISTICS

	ULM	AU
First Downs	27	19
Rushes-Yards	41-165	42-255
Passing Yards	245	163
Comp-Att-Int	29-48-0	11-19-1
Total Plays-Yards	89-410	61-418
Punts-Avg.	5-43.2	6-40.2
Fumbles/Lost	0/0	1/1
Penalties-Yards	2-20	7-65
3rd Down Conv.	9-of-21	6-of-13
Time of Possession	34:45	25:15

INDIVIDUAL STATISTICS

RUSHING: (ULM) - Edwards 17-76, Browning 14-58 (TD), Gamel 1-14, Bailey 6-13, Leonard 1-5, Washington 1-0; (AU) McCalebb 11-128 (TD), Mason 22-90 (TD), Blakely 3-32, Frazier 5-8.

PASSING: (ULM) Browning 28-46-0, 237 (3 TD), Wells 1-2-0, 8; (AU) Frazier 10-18-1, 130 (TD), Bray 1-1-0, 33 (TD).

RECEIVING: (ULM) - Leonard 7-53, Hamm 5-57, Harper 5-40 (TD), Maye 4-45, Cook 2-11, Scioneaux 2-5 (2 TD), Edwards 1-20, Cain 1-8, Milton 1-7, Bailey 1(-1); (AU) Coates 2-34 (TD), Blake 2-26, Bray 2-14, McCalebb 2-6, Mason 1-34, Frazier 1-33 (TD), Lutzenkirchen 1-16.

Warhawks' Justin Manton from his own seven yard line to set up the score as Auburn had just 22 seconds and no timeouts to work with.

Auburn came out of halftime with an 11-play, 65-yard drive that put it up by two touchdowns, 28-14. Mason rushed seven times on the drive, covering 22 yards including the one-yard touchdown run.

The game remained a 14-point contest until ULM went 59 yards on nine plays midway through the fourth quarter to draw within a touchdown, 28-21. Scioneaux, who had just two catches on the day, caught the Browning pass in the corner of the end zone for the score.

Auburn went three-and-out on its next possession, allowing ULM to start its drive on its own 35 with 4:37 left. A six-yard touchdown pass to Colby Harper in the left flat and Manton's extra-point tied it at 28-28.

Auburn blocked a pair of kicks in the game; along with Blackson's overtime stop, Corey Lemonier blocked a Manton 31-yard field goal attempt.

Sept. 22, 2012 • ESPN • Jordan-Hare Stadium (86,721) • Auburn, Ala.

#2 LSU	12
AUBURN	10

GAME 4

Auburn's defense held LSU to a season-low 351 total yards and only three points in the final three quarters but fell to the visitors from Baton Rouge, 12-10, on Saturday night before 86,721 fans at Jordan-Hare Stadium.

Auburn (1-3, 0-2 SEC) got an outstanding performance from its defense, forcing a pair of LSU turnovers, but could not get a crucial stop late in the fourth quarter with enough time left to have a final scoring chance as LSU's final drive ate up most of the final four minutes.

LSU (4-0, 1-0 SEC) had a chance to extend its lead with less than a minute to play, but Drew Allemen's 34-yard field goal attempt sailed wide right. Auburn had one final possession with 37 seconds left, starting from their own 20, but could only manage 17 yards with no timeouts remaining, and Kiehl Frazier's final desperation heave with no time left was intercepted to end the game.

LSU appeared to be driving for the end zone on their first possession, but Mettenberger fumbled the snap at the Auburn 2-yard-line, where it was recovered by Jeffery Whitaker to end the LSU threat. It was just the second fumble lost by LSU so far this season.

But LSU would find its way onto the scoreboard on Auburn's next play from scrimmage, taking a 2-0 lead on a safety when Tre Mason was tackled in the end zone by Sam Montgomery. It was the first safety scored against Auburn since the Tigers' 3-2 victory over Mississippi State in 2008.

LSU would then take advantage of the good field position after the safety, driving 59 yards in nine plays and taking a 9-0 lead on a one-yard touchdown run by Michael Ford with 4:18 to play in the first quarter.

After taking over deep in LSU territory when Corey Lemonier sacked Mettenberger and forced a fumble that was recovered by Angelo Blackson, Tre Mason went around left end for 26 yards to the LSU 4-yard-line. On the next play, McCalebb walked into the end zone for Auburn's first touchdown of the night, cutting the deficit to 9-7 as time expired in the opening period.

SCORING SUMMARY

LSU	9	0	3	0	—	12
Auburn	7	3	0	0	—	10

LS - Montgomery safety, 8:21, 1st
LS - Ford 1-yard run (Allemen kick), 4:18, 1st
AU - McCalebb 4-yard run (Parkey kick), 00:00, 1st
AU - Parkey 40-yard field goal, 1:21, 2nd
LS - Allemen 30-yard field goal, 5:26, 3rd

TEAM STATISTICS

	LS	AU
First Downs	15	9
Rushes-Yards	44-182	30-86
Passing Yards	169	97
Comp-Att-Int	15-27-0	13-22-2
Total Plays-Yards	71-351	52-183
Punts-Avg.	8-42.2	7-41.0
Fumbles/Lost	2/2	2/1
Penalties-Yards	9-80	5-37
3rd Down Conv.	6-of-18	2-of-12
Time of Possession	33:11	26:49

INDIVIDUAL STATISTICS

RUSHING: (LS) - Ware 16-90, Ford 8-41 (TD), Hilliard 10-40, Shepard 2-7, Copeland 2-5, Mettenberger 6(-1); (AU) Mason 9-54, McCalebb 11-24 (TD), Wallace 3-15, Frazier 6(-5).

PASSING: (LS) Mettenberger 15-27-0, 169; (AU) - Frazier 13-22-2, 97.

RECEIVING: (LS) - Boone 3-49, Wright 3-25, Landry 3-23, Ware 2-44, Beckham 2-15, Hilliard 1-7, Clement 1-6; (AU) Lutzenkirchen 5-29, Blake 4-56, Bray 2-10, McCalebb 2-2.

Following a 42-yard, nine-play drive that ate up more than five minutes of the second quarter, Cody Parkey's 40-yard field goal gave Auburn a 10-9 lead with 1:21 to play in the half.

LSU went back on top midway through the third quarter after an Auburn special teams miscue gave LSU new life at midfield. A 30-yard Drew Allemen field goal capped a seven-play, 35-yard scoring drive and gave LSU a 12-10 lead — the eventual winning margin — at the 5:26 mark.

With the clock winding down in the fourth quarter and Auburn needing yet another stop to have one final possession, LSU converted a key 3rd-and-5 play as Mettenberger connected with Spencer Ware for a 33-yard gain into Auburn territory, effectively ending Auburn's hopes of a comeback.

SEC Champions:
1957, 1983, 1987, 1988, 1989, 2010
SEC West Champions:
1997, 2000, 2001, 2002, 2004, 2005, 2010

2012 AUBURN FOOTBALL GAME NOTES



Oct. 6, 2012 • ESPN2 • Jordan-Hare Stadium (85,813) • Auburn, Ala.

ARKANSAS	24
AUBURN	7

GAME 5

The Arkansas Razorbacks forced five Auburn turnovers and sacked Tiger quarterbacks eight times in a 24-7 Razorback win Saturday afternoon before 85,819 fans at Jordan-Hare Stadium.

The Razorbacks outgained the Tigers, 372-321, including a 130-40 advantage in rushing yards, yet Auburn had 22 first downs to Arkansas' 19. Auburn also matched a season-high with five turnovers and was unable to take advantage of Arkansas' two giveaways.

Emory Blake paced the Auburn offense with 10 catches for 118 yards and Auburn's only score. During the game, he hauled in his 100th career reception, becoming the eighth Auburn player to reach that mark, and now has 1,573 receiving yards for his career to move into a tie for 10th all-time at Auburn.

The Tigers used three quarterbacks for the first time this season. Kiehl Frazier earned the start and finished 9-of-14 for 118 yards and one interception, but was sacked four times in the game. Clint Moseley saw his first game action of the season, starting the second half and finishing 13-of-21 for 163 yards and a touchdown, but he also threw two picks and was sacked four times. Jonathan Wallace did not attempt a pass but rushed twice for 11 yards.

The Razorbacks struck first, taking their second possession of the game 80 yards in 10 plays, capped by a two-yard touchdown run from Dennis Johnson to take a 7-0 lead with just more than a minute left in the first quarter.

Arkansas took advantage of an Auburn turnover deep in Tiger territory midway through the second quarter and increased its lead to 10-0 on a 27-yard field goal from Zach Hocker with 6:33 to play in the half; the score would remain 10-0 at the half.

After neither team could generate much offense throughout the third quarter, Auburn mounted a 5-play, 68-yard scoring drive late in the period, cutting the deficit to 10-7 on a 21-yard touchdown pass from Moseley to Blake with 0:33 left. All five plays on the AU scoring drive went for positive yardage, including a 22-yard completion to Tre Mason and a 13-yard rush by Mike Blakely.

SCORING SUMMARY

Arkansas.....	7	3	0	14	—	24
Auburn.....	0	0	7	0	—	7

AR - Johnson 2-yard run (Hocker kick), 1:02, 1st
AR - Hocker 27-yard field goal, 6:33, 2nd
AU - Blake 21-yard pass from Moseley (Parkey kick), 0:33, 3rd
AR - Herndon 26-yard pass from Mitchell (Hocker kick), 13:30, 4th
AR - Johnson 2-yard run (Hocker kick), 8:20, 4th

TEAM STATISTICS

	AR	AU
First Downs	19	22
Rushes-Yards	30-116	32-40
Passing Yards	256	281
Comp-Att-Int	23-30-0	22-35-3
Total Plays-Yards	60-372	67-321
Punts-Avg.	5-51.0	6-37.7
Fumbles/Lost	3/2	2/2
Penalties-Yards	4-36	5-30
3rd Down Conv.	3-of-12	4-of-12
Time of Possession	28:55	31:05

INDIVIDUAL STATISTICS

RUSHING: (AR) - Johnson 17-76 (2 TD), Williams 6-34, Wilson 4-10, Davis 3-(-4); (AU) Blakely 7-38, Mason 6-32, McCalebb 7-24, Wallace 2-11, Prosch 1-3, Frazier 5-(-25), Moseley 4-(-43).
PASSING: (AR) Wilson 22-29-0-230, Mitchell 1-1-0-26 (TD) (AU) Frazier 9-14-1-118, Moseley 13-21-2-163 (TD).
RECEIVING: (AR) - Hamilton 7-86, Tate 4-44, Johnson 4-15, McKay 3-36, Wingo 2-19, Herndon 1-26 (TD), Wilson 1-23, Linton 1-7; (AU) Blake 10-118 (TD), Stallworth 2-40, Reed 2-37, McCalebb 2-16, Mason 1-22, Coates 1-16, Benton 1-14, Denson 1-12, Louis 1-4, Lutzenkirchen 1-2.

But Arkansas answered on its next possession, moving 75 yards in five plays and pushing the advantage back to 10 points on a trick play, resulting in a 26-yard touchdown pass from Brandon Mitchell to Javontee Herndon with 13:30 left in the game. It marked the first time this season that the Hogs scored in the second half of an SEC game.

Arkansas then put the game out of reach after Auburn's third turnover of the game gave the Razorbacks a short field. Seven plays and 40 yards later, Johnson went over left guard for his second touchdown of the day to make it 24-7 with 8:20 to play.

The Tigers put together two more drives into Arkansas territory, but two interceptions in the end zone late in the fourth quarter ended Auburn's comeback chances.

Oct. 13, 2012 • SECN • Vaught-Hemingway Stadium (57,068) • Oxford, Miss.

AUBURN	20
OLE MISS	41

GAME 6

After Auburn scored 17 straight second quarter points, Ole Miss outscored Auburn 27-3 to run away with a 41-20 victory at Vaught-Hemingway Stadium on Saturday. Tre Mason rushed for two touchdowns and 82 yards on 18 carries for the Tigers while Clint Moseley threw for 118 yards on 11-of-18 passing.

Ole Miss (4-3, 1-2) opened the game's scoring on a toss sweep to running back Randall Mackey, who threw a 25-yard touchdown pass to quarterback Bo Wallace down the left sideline with 7:14 left in the first quarter.

On Auburn's next possession from its own 28, backup center Tunde Fariyike, who was filling in for injured starter Reese Dismukes, snapped the ball over Moseley's head and C.J. Johnson recovered it in the end zone for a touchdown and a 14-0 Ole Miss lead less than two minutes later.

Auburn (1-5, 0-4) bounced right back and drove 74 yards in 13 plays and 6:43 as it cut the lead in half on a Mason 1-yard touchdown run just over a minute into the second quarter. That marked the Tigers' longest scoring drive of the season in plays and time of possession.

Auburn's defense continued to hold Ole Miss after the Rebels' opening drive as the Tigers took over on the Ole Miss 48. Two plays later, Auburn tied it 14-14. On first down, it was a Leroy High to Leroy High connection as Moseley completed a 42-yard pass to Sammie Coates to the Ole Miss 6. Mason then ran in up the middle on the next play for a touchdown with 5:56 left in the half.

Cody Parkey then recovered his own onside kick at the Auburn 47 as Auburn continued to roll. That led to a career long-tying 46-yard field goal by Parkey as the Tigers took a 17-14 lead, their first of the day, with a minute remaining in the half.

However, the Rebels outscored the Tigers 27-3 the rest of the way.

Ole Miss drove down the field quickly and tied it on the last play of the half on a 28-yard field goal by Bryson Rose that ended Auburn's run of 17 consecutive points.

SCORING SUMMARY

Auburn.....	0	17	3	0	—	20
Miss. State.....	14	3	7	17	—	41

UM - Wallace 25-yard pass from Mackey (Rose kick), 7:14, 1st
UM - Johnson 0-yard fumble return (Rose kick), 5:39, 1st
AU - Mason 1-yard run (Parkey kick), 13:56, 2nd
AU - Mason 6-yard run (Parkey kick), 5:56, 2nd
AU - Parkey 46-yard field goal, 1:00, 2nd
UM - Rose 28-yard field goal, 00:00, 2nd
UM - Wallace 1-yard run (Rose kick), 13:53, 3rd
AU - Parkey 31-yard field goal, 4:38, 3rd
UM - Rose 39-yard field goal, 13:28, 4th
UM - Scott 55-yard pass from Wallace (Rose kick), 5:02, 4th
UM - Wallace 2-yard run (Rose kick), 3:26, 4th

TEAM STATISTICS

	AU	UM
First Downs	13	22
Rushes-Yards	41-101	42-200
Passing Yards	112	251
Comp-Att-Int	11-18-1	18-23-0
Total Plays-Yards	59-213	65-451
Punts-Avg.	7-46.7	4-41.0
Fumbles/Lost	1/1	0/0
Penalties-Yards	6-38	3-15
3rd Down Conv.	5-of-15	5-of-12
Time of Possession	34:20	25:40

INDIVIDUAL STATISTICS

RUSHING: (UM) - Scott 21-137, Wallace 15-39 (2 TD), Walton 2-16, Mackey 2-6, Mathers 1-4; (AU) Mason 18-82 (2 TD), McCalebb 8-31, Wallace 6-14, Prosch 1-4, Moseley 7-(-2).
PASSING: (UM) Wallace 17-22-0, 226, (TD), Mackey 1-1-0, 25 (TD); (AU) Moseley 11-18-1, 112.
RECEIVING: (MS) - Smith 5-46, Green 4-54 (2 TD), Bumphis 3-47 (TD), Perkins 3-17; (AU) Blake 4-38, Lutzenkirchen 2-9, Coates 1-42, Stallworth 1-10, Prosch 1-8, Reed 1-4, McCalebb 1-1.

Ole Miss had the ball to open the second half and Wallace completed a 45-yard pass to Ja-Mes Logan in triple coverage to the Auburn 1. That set up a Wallace touchdown run on the next play only 67 seconds into the second half as Ole Miss regained the lead 24-17 as the Rebels scored 10 points in a 2:07 span.

Auburn came back as Mason's 26-yard run to the Ole Miss 15 to set up Parkey's second field goal of the day, a 31-yarder that closed Auburn to within 24-20 with 4:38 to go in the third. Ole Miss answered with a 39-yard field goal by Rose to give the Rebels a 27-20 lead with 13:28 left in the game.

Ole Miss sealed the game with five minutes left on a 55-yard touchdown pass from Wallace to Jeff Scott to give the Rebels a 34-20 lead. On the play, Auburn's Ashton Richardson tackled Jeff Scott at the Auburn 42 but Scott rolled off and ran it in for the touchdown.

The Rebels intercepted a Moseley pass and took a 41-20 lead on 2-yard Wallace run, his second of the day, to cap the scoring.



2012 AUBURN FOOTBALL GAME NOTES

Perfect Seasons:
1900, 1904, 1913, 1957, 1993, 2004, 2010
National Champions:
1957, 2010

Oct. 20, 2012 • SECN • Vanderbilt Stadium (40,350) • Nashville, Tenn.

AUBURN **13**

VANDERBILT **17**

GAME 7

Senior Zac Stacy became Vanderbilt's all-time leading rusher as he gained 169 yards and a touchdown on 27 carries to lead Vanderbilt to a 17-13 victory over Auburn in Vanderbilt Stadium.

Vanderbilt (3-4, 2-3) took the opening kickoff and drove 75 yards in 16 plays to take a 7-0 lead on a 7-yard Wesley Tate touchdown run with 6:35 left. On the drive, the Commodores had two successful fourth down conversions.

Auburn (1-6, 0-5) recovered its second of three fumbles as Vanderbilt failed on a fake punt that was recovered by Ashton Richardson at the Commodore 36 yard line. On 3rd and goal from the 10, Clint Moseley threw behind a wide open Emory Blake in the end zone. Cody Parkey brought Auburn to within 7-3 on a 27-yard field goal with 8:10 left in the half.

The Tigers stopped the Commodores again on fourth down, this time with an inch to go from the Auburn 48 as McKinzy made a huge hit and tackle with just under four minutes to go in the half. The key play of Auburn's scoring drive came as Moseley threw a 24-yard strike to Blake on play action to the Vandy 6. Oterio McCaleb rushed it to the 1, and Tre Mason punched it in despite a shaky handoff to give Auburn its first lead of the game at 10-7 with 1:21 before halftime.

Vanderbilt quickly drove 65 yards in 11 plays as Carey Spear kicked a 30-yard field goal to tie the game 10-10 on the last play of the half.

The Commodores stopped the Tigers on the opening possession of the third quarter and scored on its second consecutive drive to take a 17-10 lead on Stacy's 2-yard run with 7:34 on the clock. Vanderbilt drove 85 yards in 7 plays in only 2:56.

Auburn had the beginnings of another good drive as Mason had a career-long 34-yard rush on a nice block by Patrick Miller to the Vanderbilt 40, but a pair of false start penalties and a 10-yard third down sack pushed Auburn back to its own 40. The Tigers punted the ball to the Commodores with less than a minute to go in the third.

Auburn took over on its own 49 with 14:01 left in the game. Parkey nailed his second field goal of the day, a 39-yarder, to make it a 17-13 Vanderbilt lead with 9:55 remaining.

Vanderbilt responded as Jordan Rodgers completed a 37-yard pass to a wide open Chris Boyd to the Auburn 38. The Commodores went for it on fourth down for the fifth time, needing three yards this time from the Auburn 31, and Gabe Wright tackled Stacy for a 7-yard loss. The Tigers took over on their own 38 with seven minutes left as they stopped Vanderbilt for the third time on fourth down.

Auburn had it 2nd and 2 from its own 45, but Mason had a rush for no gain and McCaleb lost two yards.

The Commodores took over on their own 19 with 4:41 remaining. On the first play, Stacy, a native of Centreville, Ala., and Bibb County High School alum, rushed it for 27 yards from the wildcat position to the Vanderbilt 41 to become Vanderbilt's all-time leading rusher with 2,647 yards.

Stacy fumbled at the Auburn 32 with 2:24 remaining. On 3rd and 2, Moseley completed an 18-yard pass to tight end C.J. Uzomah to the Vanderbilt 41 with 1:44 to go. Moseley was sacked on second down and Auburn's comeback threat was ended.

SCORING SUMMARY

Auburn	0	10	0	3	—	13
Vanderbilt	7	3	7	0	—	17

VU - Tate 7-yard run (Spear kick), 6:35, 1st
 AU - Parkey 27-yard field goal, 8:10, 2nd
 AU - Mason 1-yard run (Parkey kick), 1:21, 2nd
 VU - Spear 30-yard field goal, 00:00, 2nd
 VU - Stacy 2-yard run (Fowler kick), 7:34, 3rd
 AU - Parkey 39-yard field goal, 9:55, 4th

TEAM STATISTICS

	AU	VU
First Downs	13	19
Rushes-Yards	33-103	45-209
Passing Yards	109	173
Comp-Att-Int	15-21-0	15-26-0
Total Plays-Yards	54-212	71-382
Punts-Avg.	7-40.1	3-45.3
Fumbles/Lost	1/0	3/3
Penalties-Yards	4-30	5-35
3rd Down Conv.	2-of-12	5-of-15
Time of Possession	30:51	29:09

INDIVIDUAL STATISTICS

RUSHING: (VU) Stacy 27-169 (TD), Rodgers 6-27, Tate 7-20 (TD), Kimbrow 2-3, Grady 1-(-2); (AU) Mason 16-85 (TD), McCaleb 8-39, Prosch 1-5, Wallace 3-(-5), Moseley 5-(-21).

PASSING: (VU) Rodgers 15-25-0, 173; (AU) Moseley 14-20-1, 98, Wallace 1-1-0, 11.

RECEIVING: (VU) Boyd 6-77, Matthews 3-46, Kentera 3-19, Stacy 2-24, Krause 1-7; (AU) Blake 4-47, Uzomah 2-23, Prosch 2-9, Bray 2-7, McCaleb 2-2, Louis 1-11, Reed 1-6, Mason 1-4.

Oct. 27, 2012 • ESPNU • Jordan-Hare Stadium (85,119) • Auburn, Ala.

#22 **TEXAS A&M** **63**

AUBURN **21**

GAME 8

True freshman quarterback Jonathan Wallace connected on touchdown passes to C.J. Uzomah and Emory Blake and threw for 122 yards but it wasn't enough to overcome No. 21/22 Texas A&M's 672 yards of total offense as the Auburn football team fell to 1-7, 0-6 SEC with a 63-21 loss on Saturday night at Jordan-Hare Stadium in Auburn.

Both of Wallace's touchdown tosses covered 27 yards and both came in the third quarter after Auburn went down 49-7 at the half. Auburn's lone score in the first half was a Tre Mason one-yard run on Auburn's first possession of the second quarter, Mason's fifth scoring run in the last four contests.

Wallace finished the night 6-for-9 from the pocket and also ran for 71 yards on 13 attempts while Mason rushed 12 times for 80 yards and his fifth touchdown of the season.

Texas A&M (6-2, 3-2 SEC) quarterback Johnny Manziel threw for 260 yards on 16-for-23 passing with two touchdowns and also ran for 90 yards and three touchdowns on nine carries.

Emory Blake finished the night with five catches for 106 yards and moved into fifth in the Auburn record books with his 16th receiving touchdown catch. Uzomah, making his first start at tight end, had three catches for 90 yards.

Leading tacklers for Auburn were safety Demetruce McNeal (10 tackles), safety Jermaine Whitehead (8 tackles) and linebacker Jake Holland (7 tackles).

SCORING SUMMARY

Texas A&M	21	21	14	7	—	63
Auburn	0	7	14	0	—	21

TAMU - Swope 16-yard pass from Manziel (Bertolet kick), 11:18, 1st
 TAMU - Manziel 6-yard run (Bertolet kick), 5:38, 1st
 TAMU - Swope 19-yard pass from Manziel (Bertolet kick), 2:02, 1st
 TAMU - Michael 34-yard run (Bertolet kick), 13:45, 2nd
 AU - Mason 1-yard run (Parkey kick), 9:10, 2nd
 TAMU - Manziel 2-yard run (Bertolet kick), 5:22, 2nd
 TAMU - Malena 7-yard run (Bertolet kick), 1:25, 2nd
 TAMU - Manziel 20-yard run (Bertolet kick), 12:03, 3rd
 AU - Uzomah 27-yard pass from Wallace (Parkey kick), 9:47, 3rd
 TAMU - Williams 1-yard run (Bertolet kick), 4:31, 3rd
 AU - Blake 27-yard pass from Wallace (Parkey kick), 1:33, 3rd
 TAMU - Kennedy 2-yard pass from Showers (Lambo kick), 6:27, 4th

TEAM STATISTICS

	TAMU	AU
First Downs	34	18
Rushes-Yards	48-352	34-124
Passing Yards	319	211
Comp-Att-Int	24-33-0	12-21-0
Total Plays-Yards	81-671	55-335
Punts-Avg.	1-40.0	6-40.3
Fumbles/Lost	0/0	1/0
Penalties-Yards	3-27	6-35
3rd Down Conv.	9-of-11	2-of-10
Time of Possession	30:38	29:22

INDIVIDUAL STATISTICS

RUSHING: (TAMU) - Williams 19-109 (TD), Manziel 9-90 (3 TD), Michael 9-75 (TD), Malena 7-63 (TD), Showers 2-9, Kennedy 1-7; (AU) - Mason 12-80 (TD), Wallace 13-71, McCaleb 1-8, Louis 2-2, Moseley 1-(-8), Frazier 4-(-19).

PASSING: (TAMU) - Manziel 16-23-0, 260 (2 TD), Showers 8-8-0, 59, (TD), Joeckel 0-2-0; (AU) - Frazier 6-11-0, 89, Wallace 6-9-0, 122, (2 TD), Moseley 0-1-0.

RECEIVING: (TAMU) - Swope 6-140 (2 TD), Evans 5-80, Kennedy 3-25 (TD), Williams 3-24, Nwachukwu 2-14, Johnson 2-9, Holmes 1-12, Walker 1-9, Malena 1-6; (AU) Blake 5-106 (TD), Uzomah 3-90 (TD), Reed 2-9, Stallworth 1-5, Prosch 1-1.



Nov. 3, 2012 • CSS • Jordan-Hare Stadium (74,676) • Auburn, Ala.

NEW MEXICO STATE	7
AUBURN	42

GAME 9

The Mason and Onterio McCalebb combined for 265 rushing yards and three touchdowns, and Auburn snapped a five-game losing skid with a 42-7 Homecoming victory over New Mexico State at Jordan-Hare Stadium Saturday afternoon.

Mason carried 22 times for a career-high 152 yards and a touchdown, averaging 6.9 yards per carry. Meanwhile, McCalebb made the most of his eight touches, picking up 113 yards (14.1/carry) while scoring two touchdowns.

Freshman Jonathan Wallace made his first start at quarterback, completing 9-of-16 attempts for 164 yards and a touchdown along with one interception.

Auburn outgained New Mexico State 475-305, including a 311-83 advantage on the ground. The Tigers also converted on 5-of-12 third-down opportunities and held NMSU to a 2-for-13 conversion rate. Auburn turned the ball over just once while the Aggies had two giveaways.

McCalebb got his first score when he broke loose on a 38-yard run around the right end for Auburn's fourth score of the day, its third via rushing touchdown, to make it 28-0 Tigers at the 2:58 mark of the third quarter. His run finished off a 96-yard scoring drive - Auburn's longest of the season by yardage - that lasted just seven plays and 3:26.

The Auburn senior would add his second touchdown of the day on a 7-yard run with 11:20 to play in the game, giving the Tigers a 35-7 lead. McCalebb's scoring run was set up by his own 45-yard kickoff return to near midfield, and a 40-yard run by Mason got Auburn in the red zone two plays later.

Trovon Reed capped off the scoring for Auburn with a 40-yard reception from Wallace for his first career touchdown, giving the Tigers a 42-7 lead with 7:19 to play.

After a scoreless first quarter, the Tigers struck first with a five-yard touchdown run from Mason that capped a 13-play, 89-yard drive to give Auburn a 7-0 lead with 4:56 to play in the half. It marked the longest scoring drive of the season for the Tigers. That would be the halftime score as NMSU would be unable to cross midfield.

The Tigers went to the ground game to open the third quarter, putting together a seven-play,

SCORING SUMMARY

New Mexico St...	0	0	7	—	7
Auburn	0	0	21	14	42

- AU - Mason 5-yard run (Parkey kick), 4:56, 2nd
- AU - Prosch 1-yard run (Parkey kick), 11:48, 3rd
- AU - Bates 62-yard fumble recovery (Parkey kick), 2:58, 3rd
- AU - McCalebb 38-yard run (Parkey kick), 2:58, 3rd
- NMS - Powell 2-yard run (Johnson kick), 12:36, 4th
- AU - McCalebb 7-yard run (Parkey kick) 11:20, 4th
- AU - Reed 40-yard pass from Wallace (Parkey kick), 7:19, 4th

TEAM STATISTICS

	NMS	AU
First Downs	15	19
Rushes-Yards	32-82	45-311
Passing Yards	222	164
Comp-Att-Int	17-31-0	9-17-1
Total Plays-Yards	63-305	62-475
Punts-Avg.	9-43.3	5-42.6
Fumbles/Lost	2/2	2/0
Penalties-Yards	2-15	7-75
3rd Down Conv.	2-of-13	5-of-12
Time of Possession	28:22	31:38

INDIVIDUAL STATISTICS

RUSHING: (NMS) - Morrison 19-79, Powell 5-15 (TD), Colwell 2-9, Manley 6-(-20); (AU) Mason 22-152 (TD), McCalebb 8-113 (2 TD), Blakely 6-24, Wallace 3-10, Grant 4-8, Prosch 2-5 (TD).

PASSING: (NMS) - Manley 17-30-0, 222, Colwell 0-1-0; (AU) - Wallace 9-16-1, 164 (TD), Frazier 0-1-0.

RECEIVING: (NMS) - Franklin 7-154, Walls 6-39, Bateman 2-25, Quiroga 1-6, Mustafa 1-(-2); (AU) - Blake 4-78, Reed 1-40 (TD), Louis 1-21, Coates 1-13, Burgess 1-10, Stallworth 1-2.

80-yard drive that ended with a Jay Prosch 1-yard dive for his first collegiate touchdown, giving the Tigers a 14-0 lead. Mason had runs of nine and 37 yards on the drive, and the Tigers gained 66 of 80 yards on the drive via the run game.

Midway through the third quarter, Auburn's first defensive score of the season gave the Tigers a 21-0 lead. Daren Bates recovered a fumble by NMSU quarterback Andrew Manley and went 62 yards, stiff-arming an Aggie defender at the 10-yard-line before diving into the end zone for the score. It was the longest fumble return for a touchdown in Auburn history and the first since Kenneth Carter recovered a fumble in the end zone for a score against Alabama last season.

New Mexico State found its way onto the scoreboard early in the fourth quarter as Tiger Powell dove in from two yards out to make it a 28-7 game with 12:36 to play. The scoring play was set up by a 51-yard completion from Manley to Franklin down to the Auburn 6-yard-line.

In Homecoming activities at halftime, Auburn women's basketball player Blanche Alverson was named 2012 Miss Homecoming.

Nov. 10, 2012 • ESPN2 • Jordan-Hare Stadium (86,146) • Auburn, Ala.

#5 GEORGIA	38
AUBURN	0

GAME 10

Emory Blake had his eighth career 100-yard receiving game, but Georgia earned a 38-0 win over Auburn on Saturday night before 86,146 fans at Jordan-Hare Stadium.

The Tigers fell to 2-8 overall, 0-7 in SEC play. With the win, Georgia (9-1, 7-1 SEC) clinched the SEC Eastern Division title and a spot in next month's SEC Championship Game.

Blake had a team-best 108 receiving yards on six catches, his fourth time over 100 yards this season. Auburn quarterback Jonathan Wallace, making his second career start, finished with 15 completions on 22 attempts for 181 yards and an interception. His 15 completions were the most by an Auburn quarterback in a game this season.

The Tigers struggled in the rushing game, gaining just 57 yards on 27 attempts. Tre Mason led the way with 33 yards, and Onterio McCalebb had 16 on the ground to go along with 43 receiving yards on three catches.

Georgia's Aaron Murray completed 18-of-24 pass attempts on the night for 208 yards and three touchdowns, connecting with six different receivers as the Bulldogs employed a balanced attack throughout the game. Running backs Todd Gurley and Keith Marshall each topped the 100-yard mark with Gurley getting 11 carries for 116 yards and Marshall rushing eight times for 105. Malcolm Mitchell was Georgia's leading receiver with 47 yards on five catches.

Georgia outgained the Tigers 497-238 with 24 first downs to Auburn's 11. The Bulldogs also converted 8-of-14 third downs.

The Bulldogs marched straight down the field on their first possession, taking a 7-0 lead on a six-yard completion from Murray to Chris Conley with 10:51 to play in the first quarter. The scoring opportunity was set up by a 49-yard rush down the left sideline by Gurley on his first carry of the game.

Georgia doubled its lead to 14-0 late in the opening quarter, driving 80 yards in nine plays and scoring on Murray's second touchdown pass of the night, this time to Mitchell for five yards. It was 21-0 after the Bulldogs' first drive of the second quarter that spanned 64 yards in nine plays, capped by another Murray TD pass to Marlon Brown.

SCORING SUMMARY

Georgia	14	14	10	0	—	38
Auburn	0	0	0	0	—	0

- GA - Conley 6-yard pass from Murray (Morgan kick), 10:51, 1st
- GA - Mitchell 5-yard pass from Murray (Morgan kick), 1:19, 1st
- GA - Kin 17-yard pass from Murray (Morgan kick), 10:27, 2nd
- GA - Gurley 6-yard run (Morgan kick), 5:09, 2nd
- GA - Morgan 20-yard field goal, 8:18, 3rd
- GA - Marshall 62-yard run (Morgan kick), 4:34, 3rd

TEAM STATISTICS

	GA	AU
First Downs	24	11
Rushes-Yards	42-289	27-57
Passing Yards	208	181
Comp-Att-Int	18-25-0	15-22-1
Total Plays-Yards	67-497	49-238
Punts-Avg.	5-45.2	8-38.6
Fumbles/Lost	0/0	2/1
Penalties-Yards	3-15	3-30
3rd Down Conv.	8-of-14	3-of-11
Time of Possession	31:48	28:12

INDIVIDUAL STATISTICS

RUSHING: (GA) - Gurley 11-116 (TD), Marshall 8-105 (TD), Malcome 9-25, Mitchell 1-16, LeMay 4-16, Murray 4-11, Samuel 4-6, Welch 1-(-6); (AU) - Mason 11-33, McCalebb 2-16, Prosch 2-9, Wallace 11-9, Bray 1-(-10).

PASSING: (GA) - Murray 18-24-0, 208 (3 TD), Welch 0-1-0, 0; (AU) - Wallace 15-22-1, 181, Bray 0-0-0.

RECEIVING: (GA) - Mitchell 5-47 (TD), Conley 4-32 (TD), King 3-73 (TD), Lynch 3-29, Rome 2-17, Gurley 1-10; (AU) - Blake 6-104, McCalebb 3-43, Mason 3-20, Fulse 1-8, Bray 1-5, Prosch 1-1.

The Bulldogs kept mixing the run and the pass on their fourth possession, taking a 28-0 lead on a 6-yard play by Todd Gurley after a five-play, 90-yard drive. The key play of the drive was a Murray-to-King connection for 55 yards down to the Auburn 6.

Georgia opened the scoring in the second half with a 20-yard field goal from Marshall Morgan to make it 31-0. It would be 38-0 after their next possession when Marshall broke loose and outran the Auburn defense for a 62-yard score.

Auburn had its best scoring chance late in the third quarter, driving inside the red zone for the first time all night, but a 13-yard completion to Blake went for naught as he fumbled at the Georgia 11 and the Bulldogs recovered. The Tigers only crossed midfield three times during the game.



2012 AUBURN FOOTBALL GAME NOTES

Perfect Seasons:
1900, 1904, 1913, 1957, 1993, 2004, 2010
National Champions:
1957, 2010

2012 STATISTICS

RECORD.....	OVERALL	HOME	AWAY	NEUTRAL
ALL GAMES.....	2-8-0	2-4-0	0-3-0	0-1-0
SEC GAMES.....	0-7-0	0-4-0	0-3-0	0-0-0
NON-CONFERENCE.....	2-1-0	2-0-0	0-0-0	0-1-0

DATE.....	OPPONENT	W/L	SCORE	ATTEND
9/1/2012.....	vs. Clemson	L	19-26	75,211
9/8/2012.....	at Mississippi State*	L	10-28	56,111
9/15/2012.....	LOUISIANA-MONROE	(OT) W	31-28	85,214
9/22/2012.....	LSU	L	10-12	86,721
10/6/2012.....	ARKANSAS	L	7-24	85,813
10/13/2012.....	at Ole Miss	L	20-41	57,068
10/20/2012.....	at Vanderbilt	L	13-17	40,350
10/27/2012.....	TEXAS A&M	L	21-63	85,119
11/3/2012.....	NEW MEXICO STATE	W	42-7	74,676
11/10/2012.....	GEORGIA	L	0-38	86,146
11/17/2012.....	ALABAMA A&M			
11/24/2012.....	at Alabama			

RUSHING.....	GP	Att	Gain	Loss	Net	Avg	TD	Long	Avg/G
Tre Mason.....	10	138	766	27	739	5.4	6	40	73.9
Onterio McCalebb.....	10	76	525	56	469	6.2	4	43	46.9
Mike Blakely.....	5	28	142	4	138	4.9	0	20	27.6
Jonathan Wallace.....	7	41	159	35	124	3.0	0	12	17.7
Jay Prosch.....	10	7	26	0	26	3.7	1	5	2.6
Corey Grant.....	4	4	9	1	8	2.0	0	5	2.0
Ricardo Louis.....	9	2	2	0	2	1.0	0	2	0.2
Quan Bray.....	9	2	0	11	-11	-5.5	0	0	-1.2
Kiehl Frazier.....	7	40	82	110	-28	-0.7	0	12	-4.0
TEAM.....	6	5	0	45	-45	-9.0	0	0	-7.5
Clint Moseley.....	4	17	13	87	-74	-4.4	0	9	-18.5
Total.....	10	360	1724	376	1348	3.7	11	43	134.8
Opponents.....	10	412	2292	210	2082	5.1	19	68	208.2

PASSING.....	G	Effic	Comp-Att-Int	Pct	Yds	TD	Lng	Avg/G
Kiehl Frazier.....	7	100.74	62-115-8	53.9	753	2	54	107.6
Clint Moseley.....	4	111.05	38-60-3	63.3	373	1	42	93.2
Jonathan Wallace.....	7	160.52	31-48-2	64.6	478	3	40	68.3
Quan Bray.....	9	707.20	1-1-0	100.0	33	1	33	3.7
Total.....	10	119.02	132-224-13	58.9	1637	7	54	163.7
Opponents.....	10	144.86	203-307-1	66.1	2273	16	55	227.3

RECEIVING.....	G	No.	Yds	Avg	TD	Long	Avg/G
Emory Blake.....	10	45	713	15.8	3	54	71.3
Philip Lutzenkirchen.....	6	15	139	9.3	0	38	23.2
Onterio McCalebb.....	10	15	83	5.5	0	34	8.3
Quan Bray.....	9	14	94	6.7	0	16	10.4
Trovan Reed.....	10	8	113	14.1	1	40	11.3
Tre Mason.....	10	6	80	13.3	0	34	8.0
Travante Stallworth.....	10	6	65	10.8	0	22	6.5
C.J. Uzomah.....	9	5	113	22.6	1	38	12.6
Sammie Coates.....	10	5	105	21.0	1	42	10.5
Jay Prosch.....	10	5	19	3.8	0	8	1.9
Ricardo Louis.....	9	3	36	12.0	0	21	4.0
Kiehl Frazier.....	7	1	33	33.0	1	33	4.7
DeAngelo Benton.....	8	1	14	14.0	0	14	1.8
Jaylon Denson.....	10	1	12	12.0	0	12	1.2
Blake Burgess.....	10	1	10	10.0	0	10	1.0
Brandon Fulse.....	10	1	8	8.0	0	8	0.8
Total.....	10	132	1637	12.4	7	54	163.7
Opponents.....	10	203	2273	11.2	16	55	227.3

TEAM STATISTICS.....	AU	OPP
SCORING.....	173	284
Points Per Game.....	17.3	28.4
FIRST DOWNS.....	156	226
Rushing.....	78	104
Passing.....	73	104
Penalty.....	5	18
RUSHING YARDAGE.....	1348	2082
Yards gained rushing.....	1724	2292
Yards lost rushing.....	376	210
Rushing Attempts.....	360	412
Average Per Rush.....	3.7	5.1
Average Per Game.....	134.8	208.2
TDs Rushing.....	11	19
PASSING YARDAGE.....	1637	2273
Comp-Att-Int.....	132-224-13	203-307-1
Average Per Pass.....	7.3	7.4
Average Per Catch.....	12.4	11.2
Average Per Game.....	163.7	227.3
TDs Passing.....	7	16
TOTAL OFFENSE.....	2985	4355
Total Plays.....	584	719
Average Per Play.....	5.1	6.1
Average Per Game.....	298.5	435.5
KICK RETURNS: #-Yards.....	25-598	12-205
PUNT RETURNS: #-Yards.....	15-113	5-4
INT RETURNS: #-Yards.....	1-12	13-124
KICK RETURN AVERAGE.....	23.9	17.1
PUNT RETURN AVERAGE.....	7.5	0.8
INT RETURN AVERAGE.....	12.0	9.5
FUMBLES-LOST.....	17-9	12-10
PENALTIES-Yards.....	56-445	42-334
Average Per Game.....	44.5	33.4
PUNTS-Yards.....	61-2489	48-2080
Average Per Punt.....	40.8	43.3
Net punt average.....	39.4	40.1
KICKOFFS-Yards.....	39-2551	54-3383
Average Per Kick.....	65.4	62.6
Net kick average.....	48.6	39.1
TIME OF POSSESSION/Game.....	29:31	30:29
3RD-DOWN Conversions.....	35/122	56/143
3rd-Down Pct.....	29%	39%
4TH-DOWN Conversions.....	2/7	8/15
4th-Down Pct.....	29%	53%
SACKS BY-Yards.....	20-126	33-219
MISC YARDS.....	7	0
TOUCHDOWNS SCORED.....	20	36
FIELD GOALS-ATTEMPTS.....	11-14	10-20
ON-SIDE KICKS.....	1-1	0-0
RED-ZONE SCORES.....	(18-23) 78%	(36-42) 86%
RED-ZONE TOUCHDOWNS.....	(9-23) 39%	(27-42) 64%
PAT-ATTEMPTS.....	(20-20) 100%	(36-36) 100%
ATTENDANCE.....	503689	153529
Games/Avg Per Game.....	6/83948	3/51176
Neutral Site Games.....		1/75211

SCORE BY QUARTERS.....	1st	2nd	3rd	4th	OT	Total
Auburn.....	21	64	65	20	3	173
Opponents.....	82	68	58	76	0	284

SEC Champions:
1957, 1983, 1987, 1988, 1989, 2004, 2010
SEC West Champions:
1997, 2000, 2001, 2002, 2004, 2005, 2010

2012 AUBURN FOOTBALL GAME NOTES



2012 STATISTICS

PUNT RETURNS.....	No.	Yds	Avg	TD	Long
Quan Bray.....	13	88	6.8	0	38
Trovon Reed.....	2	25	12.5	0	15
Total.....	15	113	7.5	0	38
Opponents.....	5	4	0.8	0	7

INTERCEPTIONS.....	No.	Yds	Avg	TD	Long
Daren Bates.....	1	12	12.0	0	12
Total.....	1	12	12.0	0	12
Opponents.....	13	124	9.5	0	38

KICK RETURNS.....	No.	Yds	Avg	TD	Long
Onterio McCalebb.....	19	450	23.7	1	100
Tre Mason.....	3	79	26.3	0	32
C.J. Uzomah.....	1	38	38.0	0	38
Craig Sanders.....	1	10	10.0	0	10
Quan Bray.....	1	21	21.0	0	21
Total.....	25	598	23.9	1	100
Opponents.....	12	205	17.1	0	25

FUMBLE RETURNS.....	No.	Yds	Avg	TD	Long
Daren Bates.....	1	62	62.0	1	62
Total.....	1	62	62.0	1	62
Opponents.....	1	4	4.0	1	4

SCORING.....	TD	PATs						DXP	Saf	Points
		FGs	Kick	Rush	Rcv	Pass	0-0			
Cody Parkey.....	0	11-14	20-20	0-0	0	0-0	0	0	53	
Tre Mason.....	6	0-0	0-0	0-0	0	0-0	0	0	36	
Onterio McCalebb.....	5	0-0	0-0	0-0	0	0-0	0	0	30	
Emory Blake.....	3	0-0	0-0	0-0	0	0-0	0	0	18	
Jay Prosch.....	1	0-0	0-0	0-0	0	0-0	0	0	6	
Kiehl Frazier.....	1	0-0	0-0	0-0	0	0-0	0	0	6	
Sammie Coates.....	1	0-0	0-0	0-0	0	0-0	0	0	6	
Trovon Reed.....	1	0-0	0-0	0-0	0	0-0	0	0	6	
C.J. Uzomah.....	1	0-0	0-0	0-0	0	0-0	0	0	6	
Daren Bates.....	1	0-0	0-0	0-0	0	0-0	0	0	6	
Total.....	20	11-14	20-20	0-0	0	0-0	0	0	173	
Opponents.....	36	10-20	36-36	0-0	0	0-0	0	1	284	

TOTAL OFFENSE.....	G	Plays	Rush	Pass	Total	Avg/G
Tre Mason.....	10	138	739	0	739	73.9
Kiehl Frazier.....	7	155	-28	753	725	103.6
Jonathan Wallace.....	7	89	124	478	602	86.0
Onterio McCalebb.....	10	76	469	0	469	46.9
Clint Moseley.....	4	77	-74	373	299	74.8
Mike Blakely.....	5	28	138	0	138	27.6
Jay Prosch.....	10	7	26	0	26	2.6
Quan Bray.....	9	3	-11	33	22	2.4
Corey Grant.....	4	4	8	0	8	2.0
Ricardo Louis.....	9	2	2	0	2	0.2
TEAM.....	6	5	-45	0	-45	-7.5
Total.....	10	584	1348	1637	2985	298.5
Opponents.....	10	719	2082	2273	4355	435.5

FIELD GOALS.....	FGM-FGA	Pct	01-19	20-29	30-39	40-49	50-99	Lg	Blk
Cody Parkey.....	11-14	78.6	0-0	3-3	5-5	3-6	0-0	46	0

FG SEQUENCE	Auburn	OPPONENTS
Clemson.....	(37),(46),(27),(36)	(24),(40),55,(37),(18)
Mississippi State.....	(23)	36, 43
Louisiana-Monroe.....	(35)	31, 37
LSU.....	(40)	(30),34
Arkansas.....	49	26,(27),50
Ole Miss.....	(46),(31)	(28),(39)
Vanderbilt.....	(27),(39)	(30)
Texas A&M.....	48	48
New Mexico State.....	47	47
Georgia.....	--	(20)
Alabama A&M.....		
Alabama.....		

Numbers in (parentheses) indicate field goal was made.

PUNTING.....	No.	Yds	Avg	Long	TB	FC	I20	Blkd
Steven Clark.....	61	2489	40.8	54	4	33	14	0
Total.....	61	2489	40.8	54	4	33	14	0
Opponents.....	48	2080	43.3	70	2	17	19	0

KICKOFFS.....	No.	Yds	Avg	TB	OB	Retn	Net	YdLn
Cody Parkey.....	39	2551	65.4	26	1			
Total.....	39	2551	65.4	26	1	205	43.5	21
Opponents.....	54	3383	62.6	27	0	598	39.1	25

ALL PURPOSE.....	G	Rush	Rec	PR	KOR	IR	Tot	Avg/G
Onterio McCalebb.....	10	469	83	0	450	0	1002	100.2
Tre Mason.....	10	739	80	0	79	0	898	89.8
Emory Blake.....	10	0	713	0	0	0	713	71.3
Quan Bray.....	9	-11	94	88	21	0	192	21.3
C.J. Uzomah.....	9	0	113	0	38	0	151	16.8
Philip Lutzenkirchen.....	6	0	139	0	0	0	139	23.2
Trovon Reed.....	10	0	113	25	0	0	138	13.8
Mike Blakely.....	5	138	0	0	0	0	138	27.6
Jonathan Wallace.....	7	124	0	0	0	0	124	17.7
Sammie Coates.....	10	0	105	0	0	0	105	10.5
Travante Stallworth.....	10	0	65	0	0	0	65	6.5
Jay Prosch.....	10	26	19	0	0	0	45	4.5
Ricardo Louis.....	9	2	36	0	0	0	38	4.2
DeAngelo Benton.....	8	0	14	0	0	0	14	1.8
Daren Bates.....	10	0	0	0	0	12	12	1.2
Jaylon Denson.....	10	0	12	0	0	0	12	1.2
Blake Burgess.....	10	0	10	0	0	0	10	1.0
Craig Sanders.....	9	0	0	0	10	0	10	1.1
Brandon Fulse.....	10	0	8	0	0	0	8	0.8
Corey Grant.....	4	8	0	0	0	0	8	2.0
Kiehl Frazier.....	7	-28	33	0	0	0	5	0.7
TEAM.....	6	-45	0	0	0	0	-45	-7.5
Clint Moseley.....	4	-74	0	0	0	0	-74	-18.5
Total.....	10	1348	1637	113	598	12	3708	370.8
Opponents.....	10	2082	2273	4	205	124	4688	468.8



2012 DEFENSIVE STATISTICS

DEFENSIVE LEADERS	Tackles			Total	Sacks		Pass Def		Fumbles		Blkd	QBH	Rcv-Yds	FF	Kick	Saf
	GP	Solo	Ast		TFL/Yds	No-Yards	Int-Yds	BrUp								
12 Demetruce McNeal.....	10	53	37	90	7.0-26	1.0-7	.	4	2	1-0
25 Daren Bates.....	10	37	52	89	5.5-15	2.0-11	1-12	3	4	2-62
9 Jermaine Whitehead.....	10	38	41	79	3.5-8	1.0-5	.	5	.	1-0
5 Jake Holland.....	9	25	37	62	2.0-4	.	.	2	5
6 Jonathon Mincy.....	10	37	14	51	4.0-26	1.0-12	.	4	.	.	1
11 Chris Davis.....	7	18	16	34	1.0-1	.	.	2
95 Dee Ford.....	9	20	9	29	4.5-28	4.0-27	.	1	6
55 Corey Lemonier.....	10	16	13	29	5.5-32	5.5-32	.	.	12	1-0	1	1
15 Joshua Holsey.....	10	18	6	24	1.0-2	.	.	4
30 Cassanova McKinzy.....	7	13	10	23	0.5-1	.	.	.	1	1-0	1
98 Angelo Blackson.....	10	9	12	21	6.0-14	1.0-8	.	1	3	1-0	2	2
22 T'Sharvan Bell.....	10	13	8	21	.	.	.	5	.	1-0
92 Kenneth Carter.....	10	8	9	17	1.0-1	.	.	.	3
94 Nosa Eguae.....	10	10	7	17	2.0-3	1.0-2	.	.	2
35 Jonathan Evans.....	10	10	5	15	0.5-0	.	.	.	2
24 Ryan Smith.....	2	8	6	14	1
31 Trent Fisher.....	10	8	4	12
54 Jeffrey Whitaker.....	7	5	7	12	1.0-4	0.5-3	.	.	2	1-0
21 Jonathan Jones.....	9	7	5	12	.	.	.	1
19 Ryan White.....	9	7	4	11
90 Gabe Wright.....	10	6	4	10	3.0-12	1.0-6	.	2	5
26 Justin Garrett.....	5	4	6	10	0.5-0	1
13 Craig Sanders.....	9	6	3	9	1.5-3
14 Erique Florence.....	8	6	2	8	1.0-2
10 LaDarius Owens.....	10	5	3	8	1.5-3
56 Ashton Richardson.....	10	2	2	4	1.0-6	1.0-6	.	.	.	1-0
27 Robenson Therezie.....	8	3	.	3	1.0-2
45 Keymiya Harrell.....	2	2	.	2	1.0-7	1.0-7	.	.	1
16 Ikeem Means.....	10	.	2	2
96 Devaunte Sigler.....	5	1	1	2
21 Tre Mason.....	10	2	.	2
85 Travante Stallworth.....	10	2	.	2
5 Ricardo Louis.....	9	2	.	2
74 Jamar Travis.....	10	.	1	1	0.5-1
17 Kris Frost.....	8	1	.	1
18 Sammie Coates.....	10	1	.	1
80 Emory Blake.....	10	1	.	1
23 Onterio McCalebb.....	10	1	.	1
Total.....	10	405	326	731	56-201	20-126	1-12	34	49	10-62	7	3
Opponents.....	10	373	230	603	78.0-335	33-219	13-124	17	37	9-4	10	.	1	.	.	.

SPECIAL TEAMS TACKLES

SPECIAL TEAMS TACKLES				SPECIAL TEAMS TACKLES			
		Tackles				Tackles	
SPECIAL TEAMS	Solo	Ast	Total	SPECIAL TEAMS	Solo	Ast	Total
5 Ricardo Louis.....	2	0	2	45 Keymiya Harrell.....	1	0	1
13 Craig Sanders.....	2	0	2	15 Joshua Holsey.....	1	0	1
21 Jonathan Jones.....	1	1	2	12 Demetruce McNeal.....	1	0	1
16 Ikeem Means.....	0	2	2	85 Travante Stallworth.....	1	0	1
22 T'Sharvan Bell.....	1	0	1	27 Robenson Therezie.....	0	1	1
35 Jonathan Evans.....	1	0	1	19 Ryan White.....	0	1	1
31 Trent Fisher.....	1	0	1				

SEC Champions:
1957, 1983, 1987, 1988, 1989, 2004, 2010
SEC West Champions:
1997, 2000, 2001, 2002, 2004, 2005, 2010

2012 AUBURN FOOTBALL GAME NOTES



2012 SCORING DRIVES

Plays	Yards	TOP	Qtr	Scoring Play
CLEMSON				
4	75	1:44	1	E. Blake 54-yard pass from K. Frazier
12	55	6:02	2	C. Parkey 37-yard field goal
7	32	3:04	3	C. Parkey 46-yard field goal
10	65	3:44	3	C. Parkey 27-yard field goal
6	16	2:03	4	C. Parkey 36-yard field goal
MISSISSIPPI STATE				
12	33	6:07	2	C. Parkey 23-yard field goal
--	100	--	3	O. McCalebb 100-yard kickoff return
LOUISIANA-MONROE				
5	76	2:16	1	O. McCalebb 27-yard run
4	75	1:34	2	K. Frazier 33-yard pass from Q. Bray
3	38	0:22	2	S. Coates 33-yard pass from K. Frazier
11	65	4:20	3	T. Mason 1-yard run
3	7	---	OT	C. Parkey 35-yard field goal
LSU				
3	26	1:02	1	O. McCalebb 4-yard run
9	42	5:05	2	C. Parkey 40-yard field goal
ARKANSAS				
5	68	2:13	3	E. Blake 21-yard pass from C. Moseley
OLE MISS				
13	74	6:43	2	T. Mason 1-yard run
2	48	0:35	2	T. Mason 6-yard run
8	24	4:56	2	C. Parkey 46-yard field goal
10	51	4:55	3	C. Parkey 31-yard field goal
VANDERBILT				
8	27	3:46	2	C. Parkey 27-yard field goal
5	52	2:22	2	T. Mason 1-yard run
8	30	4:06	4	C. Parkey 39-yard field goal

Plays	Yards	TOP	Qtr	Scoring Play
TEXAS A&M				
9	82	4:35	2	T. Mason 1-yard run
4	74	2:16	3	C. Uzomah 27-yard pass from J. Wallace
6	75	2:58	3	E. Blake 27-yard pass from J. Wallace
NEW MEXICO STATE				
13	89	6:50	2	T. Mason 5-yard run
7	80	3:12	3	J. Prosch 1-yard run
--	--	--	3	D. Bates 62-yard fumble recover and return
7	96	3:26	3	O. McCalebb 38-yard run
3	55	1:16	4	O. McCalebb 7-yard run
6	77	3:08	4	T. Reed 40-yard pass from J. Wallace
GEORGIA				
none				
ALABAMA A&M				

Average Scoring Drive: Plays: 7.1 Yards: 57.2 Time: 3:23

MISCELLANEOUS STATISTICS

Average Time of Possession (by Quarter)

	1	2	3	4	Total
AUBURN.....	6:18	8:20	7:36	7:16	29:30
Opponents.....	8:42	6:40	7:24	7:44	30:30

Third Down Conversions (by Quarter)

	1	2	3	4/OT	Total
AUBURN	7-25	9-32	9-29	10-36	35-122
Pct.....	28.0%	28.1%	31.0%	27.8%	28.7%
Opponents	19-37	15-38	9-31	13-37	56-143
Pct.....	51.4%	39.5%	29.0%	35.1%	39.2%

Third Down Conversions (by Yardage)

	Yards to go	1-3	4-6	7-10	11+	Total
AUBURN	18 of 27	8 of 25	8 of 35	1 of 35	35 of 122	
Pct.....	66.7%	32.0%	22.9%	3.0%	28.7%	
Opponents	30 of 53	12 of 35	12 of 36	2 of 19	56 of 143	
Pct.....	56.6%	34.3%	33.3%	10.5%	39.2%	

Red Zone

AU Scores/Times in Red Zone: 18/23 (.783)
 AU TDs/Times in Red Zone: 9/23 (.391)
 Scores (18): 9 TD, 9 FG
 Non-Scores (5): 0 Half, 1 FGA, 2 INT, 1 Fumble, 1 Downs, 0 Half
 Opp. Scores/Times in Red Zone: 36/42 (.857)
 Opp. TDs/Times in Red Zone: 27/42 (.643)
 Scores (36): 27 TD, 9 FG
 Non-Scores (6): 0 INT, 5 FGA, 1 Fumble, 0 Downs, 0 Half

Turnovers

Takeaways — 11, Giveaways — 22
 Difference — -11
 Points Off TOs — AU 23, Opp. 44
 Points Off TOs/Game — AU 2.3, Opp. 4.4

Kickoffs

Kickoffs — 39
 Parkey — 39 KO, 26 TB, 1 OB
 Touchbacks — 26
 Out of Bounds — 1
 Opp. Returns — 12 for 205 yards (17.1)
 On-side kicks — 1-for-1



2012 AUBURN FOOTBALL GAME NOTES

Perfect Seasons:
1900, 1904, 1913, 1957, 1993, 2004, 2010
National Champions:
1957, 2010

2012 GAME-BY-GAME TEAM STATISTICS

Game	Score	Tot	First Downs Ru-Pa-Pe	Rushing No-Yds-TD	Passing C-A-I	Yds	TD	Total Off. Pl-Yds	Punts No-Avg	Fum. F/L	Penalties No-Yds	3rd Dns	Time of Poss
Clemson vs. Auburn	26 19	28 17	17-10-1 9-8-0	52-320-1 37-180-0	24-35-1 11-27-1	208 194	1 1	87-528 64-374	3-38.3 3-39.3	1/0 3/1	6-30 6-38	8-17 4-13	31:45 28:15
Auburn at Mississippi State	10 28	15 23	5-8-2 10-11-2	39-91-0 36-166-1	13-22-3 20-29-0	125 222	0 3	61-216 65-388	6-40.8 5-40.0	2/2 1/1	7-57 5-61	2-12 1-10	29:19 30:41
Louisiana-Monroe at Auburn	28 31	27 19	6-16-5 12-6-1	41-165-1 42-255-2	29-48-0 11-19-1	245 163	3 2	89-410 61-418	5-43.2 6-40.2	0/0 1/1	2-20 7-65	9-21 6-13	34:45 40:15
LSU at Auburn	12 10	15 9	8-6-1 5-4-0	44-182-1 30-86-1	15-27-0 13-22-2	169 97	0 0	71-351 52-183	8-42.2 7-41.0	2/2 2/1	9-80 5-37	6-18 2-12	33:11 26:49
Arkansas at Auburn	24 7	19 22	7-11-1 6-15-1	32-130-2 32-40-0	21-28-0 22-35-3	242 281	1 1	60-372 67-321	4-51.5 6-30.8	3/2 2/2	4-36 5-30	3-12 4-12	28:55 31:05
Auburn at Ole Miss	20 41	13 22	9-4-0 10-11-1	41-101, 2 42-200, 2	11-18-1 18-23-0	112 151	0 2	59-213 65-451	7-46.7 4-41.0	1/1 0/0	6-38 3-15	5-15 5-12	34:20 25:40
Auburn at Vanderbilt	13 17	13 19	8-4-1 10-7-2	33-103, 1 45-209, 2	15-21-0 15-26-0	109 173	0 0	54-212 71-382	7-40.1 3-45.3	1/0 3/3	4-40 5-35	2-12 5-15	30:51 29:09
Texas A&M at Auburn	63 21	34 18	21-12-1 10-8-0	48-352, 6 34-124, 1	24-33-0 12-21-0	319 211	3 2	81-671 55-335	6-40.3 1-40.0	0/0 0/0	3-27 6-35	9-11 2-10	30:38 29:22
New Mexico State at Auburn	7 42	15 19	4-8-3 12-7-0	32-83, 1 45-311, 4	17-31-0 9-17-1	222 164	0 1	63-305 62-475	9-43.3 5-42.6	2/2 2/0	2-15 7-75	2-13 5-12	28:22 31:38
Georgia at Auburn	38 0	24 11	11-12-1 2-9-0	42-289-2 27-57-0	18-25-0 15-22-1	208 181	3 0	67-497 49-238	5-45.2 8-38.6	0/0 2/1	3-15 3-30	8-14 3-11	31:48 28:12
Alabama A&M at Auburn													
Auburn at Alabama													

STARTING LINEUPS

OFFENSE	QB	RB	FB/RB/WR	WR	WR/TE	TE	LT	LG	C	RG	RT
vs. Clemson	Frazier	McCalebb	Prosch	Blake	Fulse (TE)	Lutzenkirchen	Robinson	Sullen	Fariyike	Slade	A. Young
at Mississippi State	Frazier	McCalebb	Stallworth (WR)	Blake	Fulse (TE)	Lutzenkirchen	Robinson	Sullen	Dismukes	Slade	A. Young
LOUISIANA-MONROE	Frazier	McCalebb	Stallworth (WR)	Blake	Bray	Lutzenkirchen	Robinson	Sullen	Dismukes	Slade	A. Young
LSU	Frazier	McCalebb	Stallworth (WR)	Blake	Fulse (TE)	Lutzenkirchen	Robinson	Sullen	Dismukes	Slade	Miller
ARKANSAS	Frazier	McCalebb	Mason (RB)	Blake	Stallworth	Lutzenkirchen	Robinson	Sullen	Dismukes	Slade	Miller
at Ole Miss	Moseley	Mason	Prosch	Blake	Stallworth	Lutzenkirchen	Robinson	Sullen	Fariyike	Slade	Miller
at Vanderbilt	Moseley	Mason	Prosch	Blake	Denson	Fulse	Robinson	Sullen	Dismukes	Slade	Miller
TEXAS A&M	Moseley	Mason	Prosch	Blake	Uzomah	Fulse	Robinson	Sullen	Dismukes	Slade	Miller
NEW MEXICO STATE	Wallace	Mason	Stallworth (WR)	Blake	Denson	Fulse	Robinson	Sullen	Dismukes	Slade	Miller
GEORGIA	Wallace	McCalebb	Prosch	Blake	Stallworth	Fulse	Robinson	Sullen	Dismukes	Slade	Miller
ALABAMA A&M at Alabama											

DEFENSE	DE	DT	DT	DE	LB	LB	LB/CB	CB	CB	SS	FS
vs. Clemson	Lemonier	Whitaker	Blackson	Ford	Bates	Holland	Evans (LB)	Davis	White	Whitehead	Smith
at Mississippi State	Lemonier	Whitaker	Blackson	Ford	Bates	Holland	Bell	Davis	Mincy	Whitehead	McNeal
LOUISIANA-MONROE	Lemonier	Whitaker	Blackson	Ford	Bates	Holland	Bell	Davis	Mincy	Whitehead	Fisher
LSU	Lemonier	Whitaker	Blackson	Ford	Bates	Holland	Evans (LB)	Davis	Mincy	Whitehead	McNeal
ARKANSAS	Lemonier	Whitaker	Blackson	Ford	Bates	Holland	Evans (LB)	Davis	Mincy	Whitehead	McNeal
at Ole Miss	Lemonier	Whitaker	Carter	Eguave	Bates	Holland	Jones	Holsey	Mincy	Whitehead	McNeal
at Vanderbilt	Lemonier	Wright	Carter	Eguave	Bates	McKinzy	Jones	Holsey	Mincy	Whitehead	McNeal
TEXAS A&M	Lemonier	Wright	Blackson	Eguave	Bates	Holland	Jones	Holsey	Mincy	Whitehead	McNeal
NEW MEXICO STATE	Lemonier	Wright	Blackson	Eguave	Bates	Holland	Bell	Holsey	Mincy	Whitehead	McNeal
GEORGIA	Ford	Wright	Blackson	Eguave	Bates	McKinzy	Bell	Holsey	Mincy	Whitehead	McNeal
ALABAMA A&M at Alabama											

SEC Champions:
1957, 1983, 1987, 1988, 1989, 2004, 2010
SEC West Champions:
1997, 2000, 2001, 2002, 2004, 2005, 2010

2012 AUBURN FOOTBALL GAME NOTES



2012 GAME-BY-GAME INDIVIDUAL STATISTICS

Passing			Field Goals		Punting	
C-A-Yds-Int, TD	#12 Wallace	#10 Frazier	Made, (Missed)	#36 Parkey	No.-Avg. In 20	#30 Clark
vs. Clemson	---	11-27-1, 1	vs. Clemson	37, 46, 27, 36	vs. Clemson	3-39.3, 2
at Mississippi State	---	13-23-3, 0	at Mississippi State	23	at Mississippi State	6-40.8, 0
LOUISIANA-MONROE	---	10-18-1, 1	LOUISIANA-MONROE	35	LOUISIANA-MONROE	6-40.2, 1
LSU	---	13-22-2, 0	LSU	40	LSU	7-41.0, 2
ARKANSAS	---	9-14-1, 0	ARKANSAS	(49)	ARKANSAS	6-37.7, 3
at Ole Miss	---	---	at Ole Miss	46, 31	at Ole Miss	7-46.7, 2
at Vanderbilt	1-1-0, 0	---	at Vanderbilt	27, 38	at Vanderbilt	7-40.1, 2
TEXAS A&M	6-9-0, 2	6-11-0, 0	TEXAS A&M	(48)	TEXAS A&M	6-40.3, 0
NEW MEXICO STATE	9-16-1, 1	0-1-0, 0	NEW MEXICO STATE	(47)	NEW MEXICO STATE	5-42.6, 1
GEORGIA	15-22-1, 1	---	GEORGIA	---	GEORGIA	8-38.6, 1
ALABAMA A&M	---	---	ALABAMA A&M	---	ALABAMA A&M	---
at Alabama	---	---	at Alabama	---	at Alabama	---

Rushing

No.-Yds, TD	#10 Frazier	#12 Wallace	#20 Grant	#21 Mason	#22 Blakely	#23 McCalebb	#35 Prosch
vs. Clemson	9- -9, 0	---	---	14-106, 0	1-2, 0	12-82, 0	---
at Mississippi State	11-22, 0	---	---	8-25, 0	11-42, 0	8-4, 0	---
LOUISIANA-MONROE	5-8, 0	---	---	22-90, 1	3-32, 0	11-128, 1	---
LSU	6- -5, 0	3-15, 0	---	9-54, 0	---	11-24, 1	---
ARKANSAS	5- -25, 0	2-11, 0	---	6-32, 0	7-38, 0	7-24, 0	1-3, 0
at Ole Miss	---	6-14, 0	---	18-82, 2	---	8-31, 0	1-4, 0
at Vanderbilt	---	3- -5, 0	---	16-85, 1	---	8-39, 0	1-5, 0
TEXAS A&M	4- -19, 0	13-71, 0	---	12-80, 1	---	1- -8, 0	---
NEW MEXICO STATE	---	3-9, 0	4-8, 0	22-152, 1	6-24, 0	8-113, 2	2-5, 1
GEORGIA	---	11-9, 0	---	11-33, 0	---	2-16, 0	2-9, 0
ALABAMA A&M	---	---	---	---	---	---	---
at Alabama	---	---	---	---	---	---	---

Receiving

No.-Yds, TD	#1 Reed	#4 Bray	#18 Coates	#23 McCalebb	#43 Lutzenkirchen	#80 Blake	#85 Stallworth
vs. Clemson	---	1-8, 0	---	2-6, 0	4-71, 0	4-109, 1	---
at Mississippi State	1-17, 0	6-50, 0	---	1-7, 0	2-12, 0	2-31, 0	1-8, 0
LOUISIANA-MONROE	---	2-14, 0	2-34, 1	2-6, 0	1-16, 0	2-26, 0	---
LSU	---	2-10, 0	---	2-2, 0	5-29, 0	4-56, 0	---
ARKANSAS	2-37, 0	---	1-16, 0	2-16, 0	1-2, 0	10-118, 1	2-40, 0
at Ole Miss	1-4, 0	---	1-42, 0	1-1, 0	2-9, 0	4-38, 0	1-10, 0
at Vanderbilt	1-6, 0	2-7, 0	---	2-2, 0	---	4-47, 0	---
TEXAS A&M	2-9, 0	---	---	---	---	5-106, 1	1-5, 0
NEW MEXICO STATE	1-40, 1	---	1-13, 0	---	---	4-78, 0	1-2, 0
GEORGIA	---	1-5, 0	---	3-43, 0	---	6-104, 0	---
ALABAMA A&M	---	---	---	---	---	---	---
at Alabama	---	---	---	---	---	---	---

Receiving

No.-Yds, TD	#3 Benton	#5 Louis	#10 Frazier	#21 Mason	#11 Fulse	#35 Prosch	#81 Uzomah
vs. Clemson	---	---	---	---	---	---	---
at Mississippi State	---	---	---	---	---	---	---
LOUISIANA-MONROE	---	---	1-33, 1	1-34, 0	---	---	---
LSU	---	---	---	---	---	---	---
ARKANSAS	1-14, 0	1-4, 0	---	1-22, 0	---	---	---
at Ole Miss	---	---	---	---	---	1-8, 0	---
at Vanderbilt	---	1-11, 0	---	1-4, 0	---	2-9, 0	2-23, 0
TEXAS A&M	---	---	---	---	---	1-1, 0	3-90, 1
NEW MEXICO STATE	---	1-21, 0	---	---	---	---	---
GEORGIA	---	---	---	3-20, 0	1-8, 0	1-1, 0	---
ALABAMA A&M	---	---	---	---	---	---	---
at Alabama	---	---	---	---	---	---	---



2012 GAME-BY-GAME INDIVIDUAL STATISTICS

Defensive Linemen

Solo + Ast = Total	#98 Blackson	#92 Carter	#94 Eguae	#95 Ford	#55 Lemonier	#10 Owens	#13 Sanders	#54 Whitaker
vs. Clemson	1+1=2	0+3=3	1+0=1	3+2=5	5+3=8	0+1=1	---	---
at Mississippi State	1+3=4	3+2=5	1+1=2	1+1=2	1+2=3	1+0=1	---	0+1=1
LOUISIANA-MONROE	1+0=1	0+1=1	2+1=3	3+1=4	1+4=5	0+1=1	1+0=1	1+1=2
LSU	0+2=2	---	---	2+4=6	3+0=3	---	1+0=1	2+2=4
ARKANSAS	1+1=2	1+1=2	2+0=2	1+0=1	2+0=2	---	1+1=2	0+1=1
at Ole Miss	0+1=1	---	0+1=1	---	---	0+1=1	2+2=4	---
at Vanderbilt	1+0=1	1+0=1	1+1=2	---	0+1=1	---	---	---
TEXAS A&M	2+0=2	2+0=2	1+0=1	2+0=2	2+0=2	---	1+0=1	---
NEW MEXICO STATE	2+3=5	0+1=1	0+1=1	2+1=3	1+1=2	2+0=2	---	---
GEORGIA	0+1=1	1+1=2	2+2=4	6+0=6	1+2=3	2+0=2	---	2+2=4
ALABAMA A&M								
at Alabama								

Linebackers

Solo + Ast = Total	#25 Bates	#35 Evans	#17 Frost	#26 Garrett	#5 Holland	#56 Richardson	#30 McKinzy
vs. Clemson	4+10=14	1+0=1	---	0+2=2	3+8=11	0+1=1	---
at Mississippi State	2+8=10	1+0=1	---	0+1=1	0+6=6	---	---
LOUISIANA-MONROE	5+9=14	---	---	---	5+5=10	---	---
LSU	4+5=9	2+1=3	---	1+1=2	2+8=10	---	---
ARKANSAS	3+4=7	---	---	3+1=4	4+2=6	---	0+1=1
at Ole Miss	9+7=16	1+0=1	---	---	5+0=5	2+1=3	---
at Vanderbilt	1+3=4	2+2=4	---	---	---	---	6+6=12
TEXAS A&M	4+2=6	0+1=1	---	---	3+4=7	---	1+1=2
NEW MEXICO STATE	3+3=6	1+0=1	1+0=1	---	3+4=7	---	1+0=1
GEORGIA	2+1=3	2+1=3	---	---	---	---	4+3=7
ALABAMA A&M							
at Alabama							

Defensive Backs

Solo + Ast = Total	#22 Bell	#11 Davis	#31 Fisher	#6 Mincy	#12 McNeal	#24 Smith	#19 White	#9 Whitehead
vs. Clemson	5+2=7	1+3=4	0+1=1	3+1=4	---	6+6=12	6+1=7	4+7=11
at Mississippi State	3+4=7	2+2=4	---	2+1=3	6+12=18	---	---	2+10=12
LOUISIANA-MONROE	1+1=2	4+2=6	1+1=2	5+2=7	9+2=11	---	---	6+2=8
LSU	---	3+3=6	1+0=1	4+1=5	4+7=11	2+0=2	---	3+1=4
ARKANSAS	1+0=1	2+3=5	---	3+5=8	5+2=7	---	1+1=2	3+4=7
at Ole Miss	---	---	---	---	2+3=5	---	---	4+4=8
at Vanderbilt	---	6+3=9	---	4+3=7	6+6=12	---	---	6+3=9
TEXAS A&M	---	---	4+1=5	5+1=6	7+3=10	---	0+2=2	5+3=8
NEW MEXICO STATE	1+1=2	---	---	1+0=1	9+1=10	---	---	1+5=6
GEORGIA	2+0=2	---	2+1=3	5+0=5	5+1=6	---	---	4+2=6
ALABAMA A&M								
at Alabama								

Others

Solo + Ast = Total	#27 Therezie	#90 Wright	#15 Holsey	#14 Florence	#45 Harrell	#21 Jones	#96 Sigler	#16 Means
vs. Clemson	---	---	---	---	---	1+0=1	---	---
at Mississippi State	---	---	---	---	---	---	---	---
LOUISIANA-MONROE	---	---	1+0=1	---	---	1+0=1	---	---
LSU	1+0=1	0+1=1	1+1=2	1+1=2	---	---	---	---
ARKANSAS	1+0=1	---	2+1=3	---	---	---	---	---
at Ole Miss	---	1+1=2	3+2=5	1+0=1	---	3+4=7	0+1=1	---
at Vanderbilt	---	1+0=1	3+1=4	---	---	0+1=1	---	0+1=1
TEXAS A&M	1+0=1	---	1+1=2	4+1=5	---	2+0=2	1+0=1	0+1=1
NEW MEXICO STATE	---	2+1=3	4+0=4	---	2+0=2	---	---	---
GEORGIA	---	2+1=3	3+0=3	---	---	---	---	---
ALABAMA A&M								
at Alabama								



2012 SUPERLATIVES

Auburn Team Superlatives

Points Scored.....	42	vs. New Mexico State (11/3)
Low	0	vs. Georgia (11/10)
First Downs.....	22	vs. Arkansas (10/6)
Low	9	vs. LSU (9/22)
Rushing Plays.....	45	vs. New Mexico State (11/3)
Low	27	vs. Georgia (11/10)
Net Rushing Yards.....	311	vs. New Mexico State (11/3)
Low	40	vs. Arkansas (10/6)
Passes Attempted.....	35	vs. Arkansas (10/6)
Low	17	vs. New Mexico State (11/3)
Passes Completed.....	22	vs. Arkansas (10/6)
Low	9	vs. New Mexico State (11/3)
Had Intercepted.....	3	at Mississippi State (9/8) and vs. Arkansas (10/6)
Low	0	at Vanderbilt (10/20) and vs. Texas A&M (10/27)
Net Passing Yards.....	281	vs. Arkansas (10/6)
Low	97	vs. LSU (9/22)
Total Offensive Plays.....	67	vs. Arkansas (10/6)
Low	49	vs. Georgia (11/10)
Total Net Offense.....	475	vs. New Mexico State (11/3)
Low	183	vs. LSU (9/22)
Fumbles.....	3	vs. Clemson (9/1)
Low	0	vs. Texas A&M (10/27)
Fumbles Lost.....	2	at Mississippi State (9/8) and vs. Arkansas (10/6)
Low	0	at Vanderbilt (10/20), vs. Texas A&M (10/27) and vs. NMSU (11/3)
Penalties.....	7	at MSU (9/8), vs. ULM (9/15) and vs. NMSU (11/3)
Low	3	vs. Georgia (11/10)
Penalty Yards.....	75	vs. New Mexico State (11/3)
Low	30	vs. Arkansas (10/6) and Georgia (11/10)

Auburn Individual Superlatives

Rushes	22	Tre Mason vs. ULM (9/15) and NMSU (11/3)
Yards Rushing.....	152	Tre Mason vs. New Mexico State (11/3)
TD Rushes.....	2	Tre Mason at Ole Miss (10/13)
.....	2	Onterio McCalebb vs. New Mexico State (11/3)
Long Rush.....	43	Onterio McCalebb vs. Louisiana-Monroe (9/15)
Pass attempts.....	27	Kiehl Frazier vs. Clemson (9/1)
Pass completions.....	15	Jonathan Wallace vs. Georgia (11/10)
Yards Passing.....	194	Kiehl Frazier vs. Clemson (9/1)
TD Passes.....	2	Jonathan Wallace vs. Texas A&M (10/27)
Long Pass.....	54	Kiehl Frazier vs. Clemson (9/1)
Receptions.....	10	Emory Blake vs. Arkansas (10/6)
Yards Receiving.....	118	Emory Blake vs. Arkansas (10/6)
TD Receptions.....	1	Blake vs. Clemson (9/1), Arkansas (10/6) and Texas A&M (10/27)
.....	1	C.J. Uzomah vs. Texas A&M (10/27)
.....	1	Kiehl Frazier and Sammie Coates vs. Louisiana-Monroe (9/15)
.....	1	Trovon Reed vs. New Mexico State (11/3)
Long Reception.....	54	Emory Blake vs. Clemson (9/1)
Field Goals.....	4	Cody Parkey vs. Clemson (9/1)
Long Field Goal.....	46	Cody Parkey vs. Clemson (9/1) and at Ole Miss (10/13)
Punts.....	8	Steven Clark vs. Georgia (11/10)
Punting Avg.....	46.7	Steven Clark at Ole Miss (10/13)
Long Punt.....	54	Steven Clark vs. LSU (9/22)
Punts inside 20.....	3	Steven Clark vs. Arkansas (10/6)
Long Punt Return.....	38	Quan Bray vs. New Mexico State (11/3)
Long Kickoff Return.....	100	Onterio McCalebb at Mississippi State (9/8)
Tackles.....	18	Demetruce McNeal at Mississippi State (9/8)
Sacks.....	2.0	Corey Lemonier vs. Clemson (9/1) and vs. LSU (9/22)
Tackles For Loss.....	2.0	Corey Lemonier vs. Clemson (9/1) and vs. LSU (9/22)
.....	2.0	Demetruce McNeal vs. New Mexico State (11/3)
.....	2.0	Angelo Blackson vs. New Mexico State (11/3)
Interceptions.....	1	Daren Bates vs. Clemson (9/1)

Auburn Individual Long Plays

Rushing.....	43	Onterio McCalebb vs. Louisiana-Monroe (9/15)
Passing.....	54	by Kiehl Frazier vs. Clemson (9/1)
Receiving.....	54	by Emory Blake vs. Clemson (9/1)
Field Goal.....	46	by Cody Parkey vs. Clemson (9/1)
Punt.....	54	by Stephen Clark vs. LSU (9/22)
Punt Return.....	38	by Quan Bray vs. New Mexico State (11/3)
Kickoff Return.....	100	by Onterio McCalebb at Mississippi State (9/8)
Fumble Return.....	62	by Daren Bates vs. New Mexico State (11/3)

Opponent Team Superlatives

Points Scored.....	63	by Texas A&M (10/27)
Low	7	vs. New Mexico State (11/3)
First Downs.....	34	by Texas A&M (10/27)
Low	15	vs. LSU (9/22) and vs. New Mexico State (11/3)
Rushing Plays.....	52	by Clemson (9/1)
Low	32	by Arkansas (10/6) and vs. New Mexico State (11/3)
Net Rushing Yards.....	352	by Texas A&M (10/27)
Low	83	vs. New Mexico State (11/3)
Passes Attempted.....	48	by Louisiana-Monroe (9/15)
Low	23	by Ole Miss (10/13)
Passes Completed.....	29	by Louisiana-Monroe (9/15)
Low	15	vs. LSU (9/22) and at Vanderbilt (10/20)
Had Intercepted.....	1	by Clemson (9/1)
Low	0	9 times, last by Georgia (11/10)
Net Passing Yards.....	319	by Texas A&M (10/27)
Low	169	vs. LSU (9/22)
Total Offensive Plays.....	89	by Louisiana-Monroe (9/15)
Low	60	by Arkansas (10/6)
Total Net Offense.....	671	by Texas A&M (10/27)
Low	305	vs. New Mexico State (11/3)
Fumbles.....	3	by Arkansas (10/6) and at Vanderbilt (10/20)
Low	0	by ULM (9/15), Ole Miss (10/13), Texas A&M (10/27) and UGA (11/10)
Fumbles Lost.....	3	at Vanderbilt (10/20)
Low	0	5 times, last by Georgia (11/10)
Penalties.....	9	vs. LSU (9/22)
Low	2	by Louisiana-Monroe (9/15) and vs. New Mexico State (11/3)
Penalty Yards.....	80	vs. LSU (9/22)
Low	15	by Ole Miss (10/13), NMSU (11/3) and Georgia (11/10)

Opponent Individual Superlatives

Rushes.....	27	Zac Stacy of Vanderbilt (10/20)
Yards Rushing.....	228	Andre Ellington, vs. Clemson (9/1)
TD Rushes.....	3	Johnny Manziel of Texas A&M (10/27)
Long Rush.....	68	Andre Ellington, vs. Clemson (9/1)
Pass attempts.....	46	Kolton Browning, of Louisiana-Monroe (9/15)
Pass completions.....	28	Kolton Browning, of Louisiana-Monroe (9/15)
Yards Passing.....	260	Johnny Manziel of Texas A&M (10/27)
TD Passes.....	3	Russell of MSU (9/8), Browning of ULM (9/15), Murray of UGA (11/10)
Long Pass.....	55	Bo Wallace of Ole Miss (10/13) and Aaron Murray of Georgia (11/10)
Receptions.....	13	DeAndre Hopkins, vs. Clemson (9/1)
Yards Receiving.....	154	Austin Franklin of New Mexico State (11/3)
TD Receptions.....	2	Green of MSU (9/8), Scioneaux of ULM (9/15) and Swope of Texas A&M (10/27)
Long Reception.....	55	Jeff Scott of Ole Miss (10/13) and Tavarres King of Georgia (11/10)
Field Goals.....	4	Chandler Catanzaro, vs. Clemson (9/1)
Long Field Goal.....	40	Chandler Catanzaro, vs. Clemson (9/1)
Punts.....	9	Cauley Chapman-Brown of New Mexico State (11/3)
Punting Avg.....	51.5	Dylan Breeding of Arkansas (10/6)
Long Punt.....	70	Dylan Breeding of Arkansas (10/6)
Punts inside 20.....	4	Cauley Chapman-Brown of New Mexico State (11/3)
Long Punt Return.....	7	Johnthan Banks of Mississippi State (9/8)
Long Kickoff Return.....	25	Walton of Ole Miss (10/13) and Williams of Texas A&M (10/27)
Tackles.....	12	Terrell Williams of Arkansas (10/6)
Sacks.....	3.5	Trey Flowers of Arkansas (10/6)
Tackles For Loss.....	3.5	Trey Flowers of Arkansas (10/6)
Interceptions.....	2	Johnthan Banks of Mississippi State (9/8)

Opponent Individual Long Plays

Rushing.....	68	by Andre Ellington of Clemson (9/1)
Passing.....	55	by Bo Wallace of Ole Miss (10/13) and Aaron Murray of UGA (11/10)
Receiving.....	55	by Jeff Scott of Ole Miss (10/13) and Tavarres King of UGA (11/10)
Field Goal.....	40	by Chandler Catanzaro of Clemson (9/1)
Punt.....	70	by Dylan Breeding of Arkansas (10/6)
Kickoff Return.....	25	by Walton of Ole Miss (10/13) and Williams of Texas A&M (10/27)
Interception Return.....	38	by Mike Marry of Ole Miss (10/13)



2012 OFFENSIVE PLAYS OF 20+ YARDS

Table with 5 columns: Yards, Type, Player(s), Opponent, Qtr. Lists 54 offensive plays of 20+ yards.

PLAY BREAKDOWN

BY PLAY

Pass28
Run13

BY GAME

Clemson6
at Mississippi State1
Louisiana-Monroe6
LSU4
Arkansas5
at Ole Miss2
at Vanderbilt2
Texas A&M7
New Mexico State6
Georgia2
Alabama A&M
Alabama

BY QUARTER

1st5
2nd11
3rd19
4th6

RUSHING

Onterio McCalebb6
Tre Mason6
Mike Blakely1

PASSING

Kiehl Frazier12
Jonathan Wallace10
Clint Moseley5
Quan Bray1

RECEIVING

Emory Blake12
C.J. Uzomah3
Philip Lutzenkirchen3
Sammie Coates2
Tre Mason2
Trovon Reed2
Travante Stallworth1
Kiehl Frazier1
Ricardo Louis1
Onterio McCalebb1

SEC Champions:

1957, 1983, 1987, 1988, 1989, 2004, 2010

SEC West Champions:

1997, 2000, 2001, 2002, 2004, 2005, 2010

2012 AUBURN FOOTBALL GAME NOTES**LAST TIME...****An Auburn Team**

Had 35 First Downs... vs. Western Carolina, 2002 (37)
 Had 30 First Downs... vs. Furman, 2009 (30)
 Had 400 yards rushing... vs. LSU, 2010 (440)
Had 300 yards rushing... vs. New Mexico State, 2012 (311)
 Had 300 yards rushing in consecutive games... vs. Tennessee-Chattanooga (303); vs. Georgia (315), 2010
 Had 300 yards rushing in six consecutive games... at Kentucky (311); vs. Arkansas (330); vs. LSU, (440); at Ole Miss (343); vs. Chattanooga (303); vs. Georgia (315), 2010
 Had 300 yards rushing in six consecutive SEC games... vs. South Carolina (334); at Kentucky (311); vs. Arkansas (330); vs. LSU, (440); at Ole Miss (343); vs. Georgia (315), 2010
 Had 50 or more rushing attempts... vs. Ole Miss, 2011 (50)
 Had six or more rushing TDs... vs. Arkansas, 2010 (6)
 Had five or more rushing TDs... vs. Georgia, 2010 (5)
 Had four or more rushing TDs... vs. New Mexico State, 2012 (4)
 Had 350 or more yards passing... vs. South Carolina [SECCG], 2010 (351)
 Had 300 or more yards passing... vs. South Carolina [SECCG], 2010 (351)
 Had 50 or more pass attempts... vs. Mississippi State, 1997 (54)
 Had 30 or more pass completions... vs. Arkansas, 1995 (34)
 Had five TDs passing... vs. Ball State, 2009 (5)
 Had four TDs passing... vs. Ole Miss, 2011 (4)
 Had three TDs passing... vs. Ole Miss, 2011 (4)
 Had 500 or more yards total offense... vs. Oregon [BCSNCG], 2010 (519)
 Had 500 or more yards total offense in consecutive games... vs. South Carolina [SECCG] (589), vs. Oregon [BCSNCG], 2010 (519)
 Had 80 or more total plays... at South Carolina, 2011 (92)
 Had 90 or more total plays... at South Carolina, 2011 (92)
 Scored 70 or more points... vs. Louisiana-Monroe, 2003 (73)
 Scored 60 or more points... vs. Arkansas, 2010 (65)
 Scored 50 or more points... vs. South Carolina [SECCG], 2010 (56)
Scored 40 or more points... vs. New Mexico State, 2012 (42)
 Scored 40 or more points in three consecutive games... at Ole Miss (51), vs. Chattanooga (62), vs. Georgia (49), 2010
 Had five or more fumbles... vs. Southern Miss (5), 2008
Did not commit a turnover... vs. Texas A&M, 2012
 Had 200-yard rusher and 100-yard receiver in a game... vs. Syracuse, 2002 (Carnell Williams [202 rush] and Marcel Willis [113 receiving])
 Had 150-yard rusher and 150-yard receiver in a game... at Arkansas, 2001 (Carnell Williams [177 rush] and Tim Carter [156 receiving])
Had 100-yard receiver and 100-yard rusher in a game... vs. Clemson, 2012 (Tre Mason [106 rush], Emory Blake [109 rec])
Had two 100-yard rushers in a game... vs. New Mexico State, 2012 (Tre Mason [152] and Onterio McCalebb [113])
 Had two 150-yard rushers in a game... vs. Mississippi State, 2003 (Brandon Jacobs [182] and Carnell Williams [164])
 Had three 100-yard rushers in a game ... vs. Maryland, 1983 (Tommie Agee [219], Lionel James [115] and Bo Jackson [105])
 Had two 100-yard receivers in a game... vs. Tennessee-Chattanooga, 2010 (Terrell Zachery [148] and Darvin Adams [106])
 Had a 60-yard run and a 60-yard pass in a game ... vs. Alabama, 2009 (Terrell Zachery 67 rush, Chris Todd to Darvin Adams 72 pass)
 Had three players with 2 rushing TDs... vs. Louisiana-Monroe, 2003 (Carnell Williams [2], Brandon Jacobs [2], Tre Smith [2])
 Had three players with 2 TDs... vs. Georgia, 2010 (Onterio McCalebb [3 rush], Cam Newton [2 rush], Philip Lutzenkirchen [2 rec.])
 Had two players with seven or more catches in a game ... Courtney Taylor vs. Alabama, 2003 (7), Silas Daniels vs. Alabama, 2003 (7)
 Scored a touchdown on offense, defense and special teams... vs. Louisiana-Monroe, 2008 (2 offense [1 pass, 1 rush], 1 defense [fumble return], 1 special team [punt return])
 Scored on the first offensive play ... vs. Alabama, 2003 (Carnell Williams, 80 yard run)

Returned a punt for a TD... vs. Louisiana-Monroe, 2008 (Robert Dunn) [66 yards]
Returned a kickoff for a TD... at Mississippi State, 2012 (Onterio McCalebb) [100 yards]
 Returned opening kickoff for a TD... vs. Tennessee-Martin, 2008 (Tristan Davis) [95 yards]
 Returned three Interceptions for TDs... vs. LSU, 1994 (Ken Alvis, Fred Smith, Brian Robinson)
 Returned two Interceptions for TDs... vs. LSU, 1994 (Ken Alvis, Fred Smith, Brian Robinson)
 Returned an Interception for a TD... vs. Florida Atlantic, 2011 (Jermaine Whitehead) [25]
 Returned two fumbles for TDs... vs. Vanderbilt, 2002 (Spencer Johnson, Karlos Dansby)
Returned a fumble for a TD... vs. New Mexico State, 2012 (Daren Bates) [62]
 Blocked a punt ... vs. Virginia [Chick-fil-A] 2011 (Garrett Harper, Angelo Blackson)
 Blocked two punts... vs. Virginia [Chick-fil-A] 2011 (Garrett Harper, Angelo Blackson)
 Blocked three punts ... vs. Louisiana-Monroe, 2003 (3 - Justin Fetsko [2], Donnay Young)
 Returned a blocked punt for a TD... vs. Florida, 2006 (Tre Smith)
Blocked a field goal ... vs. Louisiana-Monroe, 2012 (Angelo Blackson, Corey Lemonier)
 Returned a blocked field goal for a TD... vs. Kentucky, 2009 (Neiko Thorpe) [69]
Blocked two field goals in a game ... vs. ULM, 2012 (Angelo Blackson, Corey Lemonier)
 Blocked a PAT attempt ... at South Carolina, 2010 (Corey Lemonier)
 Blocked two PAT attempt ... vs. LSU, 1998 (Charles Dorsey, 2)
 Missed a kicking PAT... vs. Tennessee-Chattanooga, 2010 (Wes Byrum)
 Had a punt blocked... at Mississippi State, 2009 (Clinton Durst)
 Had a field goal blocked... at Mississippi State, 2010 (Wes Byrum)
Had a successful on-side kick... at Ole Miss, 2012 (Cody Parkey)
Was held scoreless... vs. Georgia, 2012 (0-38)
Was held scoreless at Jordan-Hare Stadium... vs. Georgia, 2012 (0-38)
 Held an opponent scoreless... vs. Louisiana-Monroe, 2008 (34-0)
 Held an opponent scoreless at Jordan-Hare Stadium... vs. Louisiana-Monroe, 2008 (34-0)
 Held an opponent to five or less first downs... vs. Ball State, 2001 (5)
 Held an opponent to 10 or less first downs... vs. Tennessee, 2008 (9)
 Intercepted five or more passes... vs. Northwestern [Outback], 2009 (5)
 Intercepted four or more passes... vs. Northwestern [Outback], 2009 (5)
 Held an opponent to 300 or less yards total offense... vs. Florida, 2011 (194)
 Held an opponent to 200 or less yards total offense... vs. Florida, 2011 (194)
 Held an opponent to 150 or less yards total offense... at Mississippi State, 2008 (116)
 Held an opponent to 100 or less yards total offense... vs. Ball State, 2001 (92)
Held an opponent to 100 or less yards rushing... vs. New Mexico State, 2012 (83)
 Held an opponent to 50 or less yards rushing... vs. Louisiana-Monroe, 2010 (38)
 Held an opponent to negative yards rushing... vs. Florida, 2001 (-36)
 Held an opponent to 100 or less yards passing... vs. Kentucky, 2009 (75)
 Held an opponent without a touchdown... vs. Florida, 2011
 Scored a safety... vs. Virginia [Chick-fil-A], 2011 (Team)
 Scored on a fake field goal... vs. Vanderbilt, 2000 (Duval pass to Diamond)
 Scored an offensive two-point conversion ... at Alabama, 2006 (Lee Guess pass from Carl Stewart)
 Scored two or more offensive two-point conversions... vs. Florida, 2002 [2]
 Scored a defensive two-point conversion... vs. Ole Miss, 2009 (Demond Washington)
 Had 10 or more penalties... at Arkansas, 2011 (11)
 Had 100 or more penalty yards... at Arkansas, 2011 (105)
 Had 35 minutes time of possession... at South Carolina, 2011 (35:47)
 Was involved in a game that ended in a tie... vs. Georgia, 1994 (23-23)
Was involved in an overtime game... vs. Louisiana-Monroe, 2012 (31-28 win)
 Won a game without scoring an offensive touchdown ... at Mississippi State, 2008 (3-2)

An Auburn Player

Rushed 40 times in a game... Michael Dyer at South Carolina, 2011 (41)
 Rushed 35 times in a game... Michael Dyer at South Carolina, 2011 (41)
 Rushed 30 times in a game... Michael Dyer vs. Samford, 2011 (30)
 Rushed for 200 yards in a game... Cam Newton vs. LSU, 2010 (217)
Rushed for 150 yards in a game... Tre Mason New Mexico State, 2012 (152)
Rushed for 100 yards in a game... Tre Mason New Mexico State, 2012 (152)
 Quarterback rushed for 100 yards in a game... Cam Newton vs. Georgia, 2010 (151)



LAST TIME...

Rushed for 100 yards in five consecutive games... Kenny Irons vs. Alabama (103), at Georgia (179), at Kentucky (103), vs. Ole Miss (101), at LSU (218), 2005
 Rushed for 100 yards in four consecutive games... Kenny Irons vs. Alabama (103), at Georgia (179), at Kentucky (103), vs. Ole Miss (101), 2005
 Rushed for 100 yards in three consecutive games... Cam Newton at Kentucky (198), vs. Arkansas (188), vs. LSU (217), 2010
 Rushed for 100 yards in consecutive games... Mike Dyer at South Carolina (141), at Arkansas (112), 2011
 Rushed for 150 yards in three consecutive games... Cam Newton at Kentucky (198), vs. Arkansas (188), vs. LSU (217), 2010
 Rushed for 150 yards in consecutive games... Michael Dyer vs. Mississippi State (150), at Clemson (151), 2011
 Rushed for 4 or more TDs in a game... Cam Newton at Kentucky, 2010 (4)
 Rushed for 3 or more TDs in a game... Onterio McCalebb vs. Georgia, 2010 (3)
Rushed for 2 or more TDs in a game... Onterio McCalebb vs. New Mexico State, 2012 (2)
 QB Rushed for 2 or more TDs in a game... Kiehl Frazier vs. Virginia [Chick-fil-A], 2011 (2)
 Rushed for 2 or more TDs in four consecutive games... Carnell Williams vs. Western Carolina (2), vs. Vanderbilt (2), at Mississippi State (2), vs. Syracuse (2), 2002
 Rushed for 2 or more TDs in three consecutive games... Michael Dyer vs. Utah State (2), vs. Mississippi State (2), at Clemson (2), 2011
 Rushed for a TD in five consecutive games... Onterio McCalebb vs. Arkansas (1); vs. LSU (1); at Ole Miss (1); vs. Chattanooga (1); vs. Georgia (3), 2010
 Passed for 400 yards in a game... Ben Leard at Georgia, 1999 (416)
 Passed for 300 yards in a game... Cam Newton vs. South Carolina [SECCG], 2010 (335)
 Attempted 50 passes in a game... Dameyune Craig vs. Mississippi State, 1997 (54)
 Attempted 40 passes in a game... Kodi Burns at Ole Miss, 2008 (43)
 Threw five TDs in a game... Chris Todd vs. Ball State, 2009 (5)
 Threw four TDs in a game... Clint Moseley vs. Ole Miss, 2011 (4)
 Threw three TDs in a game... Clint Moseley vs. Ole Miss, 2011 (4)
 Threw four TDs or more in consecutive games... Chris Todd vs. West Virginia (4), vs. Ball State (5), 2009
 Threw two TDs or more in five consecutive games... Cam Newton at Ole Miss (2), vs. Chattanooga (4), vs. Georgia (2), at Alabama (3), vs. South Carolina (4), 2010
 Had 400 yards total offense in a game... Cam Newton South Carolina [SECCG], 2010 (408)
 Had 300 yards total offense in a game... Cam Newton vs. Oregon [BCSNCG], 2010 (329)
 Accounted for four or more TDs in a game... Clint Moseley vs. Ole Miss, 2011 (4)
 Accounted for three or more TDs in a game... Clint Moseley vs. Ole Miss, 2011 (4)
 Accounted for three or more TDs in four consecutive game... Cam Newton vs. Chattanooga (5), vs. Georgia (4), at Alabama (4), vs. South Carolina (6), 2010
 Caught 15 passes in a game... Willie Goshu vs. Arkansas, 1995 (17)
 Caught 10 or more passes in a game... Darvin Adams vs. Northwestern [Outback], 2009 (12)
Caught seven or more passes in a game... Emory Blake vs. Arkansas, 2012 (10)
 Had 200 or more yards receiving in a game... Darvin Adams vs. South Carolina [SECCG], 2010 (217)
 Had 150 or more yards receiving in a game... Darvin Adams vs. South Carolina [SECCG], 2010 (217)
Had 100 or more yards receiving in a game... Emory Blake vs. Georgia, 2012 (104)
Had 100 yards receiving in consecutive games... Emory Blake vs. Virginia [Chick-fil-A], 2011 (108), vs. Clemson, 2012 (109)
 Caught four or more TD passes in a game... Alexander Wright vs. Pacific, 1989 (4)
 Caught three or more TD passes in a game... Darvin Adams vs. Furman, 2009 (3)
 Caught two or more TD passes in a game... Philip Lutzenkirchen vs. Ole Miss, 2011 (2)
 Caught a TD pass in consecutive games... Philip Lutzenkirchen at Georgia, vs. Samford, 2011
 Caught a TD pass in three consecutive games... Philip Lutzenkirchen vs. Ole Miss, at Georgia, vs. Samford, 2011
 Caught a TD pass in four consecutive games ... Emory Blake vs. Florida Atlantic, vs. Utah State, vs. Mississippi State, at Clemson, 2011
 Caught a TD pass in five consecutive games ... Emory Blake vs. Oregon [BCSNCG], vs. Utah State, vs. Mississippi State, at Clemson, vs. Florida Atlantic, 2010/11
 Caught a TD pass in six consecutive games ... Emory Blake vs. South Carolina [SECCG], vs. Oregon [BCSNCG], vs. Utah State, vs. Mississippi State, at Clemson, vs. Florida Atlantic, 2010/11
 Caught a TD pass in seven consecutive games ... Emory Blake at Alabama; vs. South Carolina [SECCG], vs. Oregon [BCSNCG], vs. Utah State, vs. Mississippi State, at Clemson, vs. Florida Atlantic, 2010/11
Quarterback caught a TD pass ... Kiehl Frazier from Quan Bray vs. Louisiana-Monroe, 2012

Running back caught two or more TD passes in a game... Mario Fannin vs. Arkansas St., 2010 (2)
 Running back caught a TD pass in consecutive games ... Mario Fannin vs. West Virginia, Ball State, 2009
 Tight end caught two or more TD passes in a game... Philip Lutzenkirchen vs. Ole Miss, 2011 (2)
 Tight end caught a TD pass in consecutive games ... Philip Lutzenkirchen at Georgia, vs. Samford, 2011
 Tight end caught a TD pass in three consecutive games ... Philip Lutzenkirchen vs. Ole Miss, at Georgia, vs. Samford, 2011
 Scored 15 or more points kicking... Wes Byrum at Ole Miss, 2010 (15)
Scored 10 or more points kicking... Cody Parkey vs. Clemson, 2012 (13)
 Kicked five or more field goals in a game... Jarret Holmes vs. UAB, 1996 (5)
Kicked four or more field goals in a game... Cody Parkey vs. Clemson, 2012 (4)
 Had 150 kickoff return yards in a game... Tre Mason vs. Utah State, 2011 (176)
 Had 100 punt return yards in a game... Robert Dunn vs. Southern Miss, 2008 (103)
 Scored four or more TDs... Cam Newton at Kentucky, 2010 (4 rush)
 Scored three or more TDs... Cam Newton vs. Arkansas, 2010 (3 rush)
 Scored a rushing and receiving TD in a game... Onterio McCalebb vs. Virginia [Chick-fil-A], 2012
 Had an 80-yard run... Carnell Williams vs. Alabama, 2003 (80)
 Had a 70-yard run... Onterio McCalebb vs. LSU, 2010 (70)
 Had a 60-yard run... Onterio McCalebb vs. Virginia [Chick-fil-A], 2012
 Completed an 80-yard pass... Cam Newton to Terrell Zachery vs. Chattanooga, 2010 (80)
 Completed a 70-yard pass... Cam Newton to Terrell Zachery at Alabama, 2010 (70)
 Completed a 60-yard pass... Cam Newton to Darvin Adams vs. South Carolina [SECCG], 2010 (62)
 Kicked a field goal of 50 or more yards... Wes Byrum vs. Southern Miss, 2008 (52)
 Kicked a field goal of 50 or more yards in consecutive games... John Vaughn, 2006; at Mississippi State (55), vs. Washington State (52)
 Kicked two field goals of 50+ yards in a game... Win Lyle vs. Tennessee, 1987 (55, 52)
 Had a 70-yard punt... Kody Bliss vs. Tulane, 2006 (71)
 Had a 60-yard punt... Ryan Shoemaker vs. New Mexico State, 2007 (67)
Had two punts of 50+ yards in a game... Steven Clark at Ole Miss, 2012 (53, 52)
 Had four or more punts inside the 20 in a game... Steven Clark at Arkansas, 2011 (6)
Blocked a field goal in a game... Blackson and Lemonier vs. Louisiana-Monroe, 2012
 Blocked two field goals in a game... Alton Moore at Georgia, 2001
 Blocked a PAT attempt ... Corey Lemonier at South Carolina, 2011
 Blocked two PAT attempts ... Charles Dorsey vs. LSU, 1998 (2)
 Blocked a punt in a game... Garrett Harper/Angelo Blackson vs. Virginia [Chick-fil-A], 2011
 Blocked two punts in a game... Justin Fetsko vs. Louisiana-Monroe, 2003 (2)
Had 15 or more tackles in a game... Daren Bates at Ole Miss, 2012 (16)
 Intercepted three or more passes in a game... Junior Rosegreen at Tennessee, 2004 (4)
 Intercepted two or more passes in a game... Josh Bynes vs. Arkansas, 2010 (2)
 Intercepted a pass in consecutive games... Jerraud Powers, 2007; at Georgia; vs. Alabama, 2007
 Intercepted a pass in three consecutive games... Jerraud Powers, 2007; vs. Tennessee Tech, at Georgia; vs. Alabama
 Recovered two fumbles in a game... Eltoro Freeman at Georgia, 2011 (2)
 Forced two fumbles in a game... Corey Lemonier at Georgia, 2011 (2)
Forced and recovered a fumble... Cassanova McKinzy at Vanderbilt, 2012
 Intercepted a pass and had a fumble recovery in a game ... Nick Fairley at Mississippi State, 2010

An Auburn Opponent

Scored 50 or more points... Texas A&M, 2010 (63)
Scored 40 or more points... Texas A&M, 2010 (63)
Had 350 or more yards rushing... Texas A&M, 2012 (352)
Had 300 or more yards rushing... Texas A&M, 2012 (352)
Had 250 or more yards rushing... Georgia, 2012 (289)
Had 50 or more rushing attempts... Clemson, 2012 (52)
Had five or more rushing TDs... Texas A&M, 2012 (6)
 Had 500 yards passing... Northwestern [Outback], 2009 (532)
 Had 400 yards passing... Arkansas, 2010 (428)
 Had 350 yards passing... Clemson, 2011 (386)
Had 300 yards passing... Texas A&M, 2012 (319)

SEC Champions:

1957, 1983, 1987, 1988, 1989, 2004, 2010

SEC West Champions:

1997, 2000, 2001, 2002, 2004, 2005, 2010

2012 AUBURN FOOTBALL GAME NOTES**LAST TIME...**

Had 50 or more pass attempts... Northwestern [Outback], 2009 (78)
Had 40 or more pass attempts... Louisiana-Monroe, 2012 (48)
 Had 30 or more pass completions... Clemson, 2011 (30)
Had 25 or more pass completions... Louisiana-Monroe, 2012 (29)
 Had four or more TDs passing... Georgia, 2011 (4)
Had three or more TDs passing... Georgia, 2012 (3)
 Had five passes intercepted... Northwestern [Outback], 2009 (5)
 Had four passes intercepted... Northwestern [Outback], 2009 (5)
Had 600 yards total offense... Texas A&M, 2012 (671)
Had 500 yards total offense... Texas A&M, 2012 (671)
Had 400 yards total offense... Georgia, 2012 (497)
 Had five or more fumbles... South Carolina, 2005 (5)
 Lost four or more fumbles... Mississippi State, 2002 (4)
 Had four or more turnovers... Louisiana-Monroe, 2010 (3 fum/1 int)
 Returned a punt for a TD... LSU, 2005 (Skyler Green, 66)
 Returned a kickoff for a TD... Chattanooga, 2010 (Brian Sutherland, 98)
 Returned an interception for a TD... Alabama, 2011 (DeMarcus Milliner, 35)
Returned a fumble for a TD... Ole Miss, 2012 (C.M. Johnson, 2)
 Returned a blocked punt for a TD... Mississippi State, 2009 (Robert Elliott, 10)
 Blocked an Auburn punt... Mississippi State, 2009
 Blocked an Auburn field goal... Mississippi State, 2010 (Fletcher Cox)
 Had a successful on-side kick... Ole Miss, 2010 (Andrew Ritter/Fon Ingram)
Held Auburn to 300 yards total offense... Georgia, 2012 (238)
Held Auburn to 200 yards total offense... LSU, 2012 (183)
 Held Auburn to 150 yards total offense... Alabama, 2011 (140)
Held Auburn below 100 yards rushing... Georgia, 2012 (57)
Held Auburn below 50 yards rushing... Arkansas, 2012 (40)
 Held Auburn to negative yards rushing... Tennessee, 1997 (-15)
Held Auburn below 100 yards passing... LSU, 2012 (97)
Held Auburn to 10 or fewer first downs... LSU, 2012 (9)
 Had 10 or more penalties... Mississippi State, 2011 (10)
 Had 100 or more yards in penalties... Arkansas, 2007 (100)
Had two 100-yard rushers in a game... Georgia, 2012 (Todd Gurley, 116; Keith Marshall, 105)
 Had two 100-yard receivers in a game... Northwestern [Outback], 2009 (Andrew Brewer, 133; Drake Dunsmore, 120)
Had a 100-yard rusher and a 100-yard receiver... Texas A&M, 2012 (Trey Williams, 109 rush; Ryan Swope, 140 rec.)
 Had a 100-yard rusher and two 100-yard receivers... Tulane, 2006 (Matt Forte, 117 rush; Preston Brown, 139 rec.; Damarcus Davis, 126 rec.)
Did Not Have a Turnover ... Georgia, 2012
Scored a safety... LSU, 2012
 Scored a two-point conversion... Florida Atlantic, 2011 (Graham Wilbert to Nexon Dorvilus)
 Had 35 minutes time of possession... Georgia, 2011 (40:55)

An Opposing Player

Rushed for 200 yards in a game... Andre Ellington, Clemson, 2012 (228)
Rushed for 150 yards in a game... Zac Stacy, Vanderbilt, 2012 (169)
Rushed for 100 yards in a game... Todd Gurley (116) and Keith Marshall (105), Georgia, 2012
 Passed for 400 yards in a game... Mike Kafka, Northwestern [Outback], 2009 (532)
 Passed for 350 yards in a game... Tajh Boyd, Clemson, 2011 (386)
 Passed for 300 yards in a game... Michael Rocco, Virginia [Chick-fil-A], 2011 (312)
 Attempted 70 passes in a game... Mike Kafka, Northwestern [Outback], 2009 (78)
 Attempted 60 passes in a game... Mike Kafka, Northwestern [Outback], 2009 (78)
 Attempted 50 passes in a game... Mike Kafka, Northwestern [Outback], 2009 (78)
Attempted 40 passes in a game... Kolton Browning, Louisiana-Monroe, 2012 (46)
 Completed 40 passes in a game... Mike Kafka, Northwestern [Outback], 2009 (47)
Completed 25 passes in a game... Kolton Browning, Louisiana-Monroe, 2012 (28)
Threw three or more TD passes in a game... Aaron Murray, Georgia, 2012 (3)

Had 400 yards total offense... Tajh Boyd, Clemson, 2011 (416)
Had 350 yards total offense... Johnny Manziel, Texas A&M, 2012 (350)
Accounted for 5 or more TDs... Johnny Manziel, Texas A&M, 2012 (5)
Threw, Ran and Caught a TD in a game... Bo Wallace, Ole Miss, 2012 (2 rush, 1 pass, 1 rec.)
Caught 10 or more passes... DeAndre Hopkins, Clemson, 2012 (13)
Caught seven or more passes... DeAndre Hopkins, Clemson, 2012 (13)
 Three or more players caught seven or more passes... Sammy Watkins (10), DeAndre Hopkins (7), Dwayne Allen (7), Clemson, 2011
Had 100 yards receiving... Austin Franklin, New Mexico State, 2012 (154)
Had 200 yards receiving... Charles Lee, Central Florida, 1999 (203)
Caught three or more TD passes... Chris Collins, Ole Miss, 2002 (3)
Caught two or more TD passes... Ryan Swope, Texas A&M, 2012 (2)
Scored three TDs... Johnny Manziel, Texas A&M, 2012 (3)
 Had a 90-yard run... Joe Adams, Arkansas, 2011 (92 [TD])
 Had an 80-yard run... Jeff Scott, Ole Miss, 2010 (83) [TD]
 Had a 70-yard run... Jeff Scott, Ole Miss, 2010 (83) [TD]
Had a 60-yard run... Keith Marshall, Georgia, 2012 (62)
 Completed an 80-yard pass... Darren Thomas to Jeff Maehl, Oregon [BCSNCG], 2010 (81)
 Completed a 70-yard pass... Darren Thomas to Jeff Maehl, Oregon [BCSNCG], 2010 (81)
 Completed a 60-yard pass... Tajh Boyd to Sammy Watkins, Clemson, 2011 (65)
 Kicked a 50-yard field goal... Steve Lindsey, Ole Miss, 1997 (52)
 Had a 70-yard punt... Blake McAdams, Mississippi State, 2007 (73)
Had a 60-yard punt... Brad Wing, LSU, 2012 (60)
Made three or more FGs ... Chandler Catanzaro, Clemson, 2012 (4)

Both Teams

Had a player return an interception for a touchdown... Mississippi State, 2011 [AU Demetruce McNeal 43 yds; MSU Johnathan Banks 27 yds]
 Combined for 1,000 yards of total offense... Auburn (435) at Clemson (624), 2011 (1,059)

Items in BOLD set during 2012 season



CAREER STATS UPDATE

TOUCHDOWN RECEPTIONS BY A TIGHT END

	Player	Seasons	Rec	TD
1.	Philip Lutzenkirchen	2009-12	59	14
2.	Robert Johnson	2000-02	57	10
3.	Andy Fuller	1993-95	31	5
4.	Cooper Wallace	2002-05	63	4
	Lorenzo Diamond	1999-02	45	4
	Dick Hayley	1976-78	11	4
7.	Tommy Trott	2006-09	45	3
	Gabe McKenzie	2006-08	29	3
	Cole Bennett	2003-07	20	3
	Jessie McCovery	1994-96	8	3
	Mike Edwards	1981	9	3
	Robby Robinett	1970-71	24	3

RECEPTIONS BY A TIGHT END

	Player	Seasons	Yards	Avg.	Rec
1.	Cooper Wallace	2002-05	829	13.16	63
2.	Philip Lutzenkirchen	2009-12	628	10.64	59
3.	Walter Reeves	1986-88	303	5.22	58
4.	Robert Johnson	2000-02	741	13.00	57
5.	Victor Hall	1989-91	521	9.65	54
6.	Tommy Trott	2006-09	474	10.53	45
	Lorenzo Diamond	1999-02	521	11.58	45
8.	Fred Baxter	1991-92	584	13.91	42
9.	Jeff Parks	1982-85	401	11.79	34
10.	Andy Fuller	1993-95	494	15.94	31

RECEIVING YARDAGE BY A TIGHT END

	Player	Seasons	Rec	Yards
1.	Cooper Wallace	2002-05	63	829
2.	Robert Johnson	2000-02	57	741
3.	Philip Lutzenkirchen	2009-12	59	628
4.	Fred Baxter	1991-92	42	584
5.	Victor Hall	1989-91	54	521
	Lorenzo Diamond	1999-02	45	521
7.	Andy Fuller	1993-95	31	494
8.	Tommy Trott	2006-09	45	474
9.	Jeff Parks	1982-85	34	401
10.	Ed West	1982-83	28	325

CAREER 100-YARD RECEIVING GAMES

	Player	Seasons	No.
1.	Terry Beasley	1969-71	12
2.	Tyrone Goodson	1993-97	9
3.	Darvin Adams	2008-10	8
	Emory Blake	2009-Present	8
5.	Karsten Bailey	1995-98	5

TOUCHDOWN RECEPTIONS

	Player	Seasons	Rec	TD
1.	Terry Beasley	1969-71	141	29
2.	Ben Obomanu	2002-05	97	18
3.	Darvin Adams	2008-10	115	17
	Karsten Bailey	1995-98	150	17
5.	Emory Blake	2009-pres.	123	16
6.	Frank Sanders	1991-94	121	15
	Byron Franklin	1977-80	74	15
8.	Lawyer Tillman	1985-88	93	14
	Philip Lutzenkirchen	2009-12	59	14
10.	Ronney Daniels	1999-00	90	12
	Tyrone Goodson	1993-97	136	12
	Freddie Hyatt	1965-67	88	12

RECEIVING YARDAGE

	Player	Seasons	Rec	Yards
1.	Terry Beasley	1969-71	141	2507
2.	Tyrone Goodson	1993-97	136	2283
3.	Karsten Bailey	1995-98	150	2174
4.	Courtney Taylor	2003-06	153	2098
5.	Frank Sanders	1991-94	121	1998
6.	Darvin Adams	2008-10	115	1978
7.	Freddy Weygand	1984-88	99	1946
	Emory Blake	2009-pres.	123	1946
9.	Lawyer Tillman	1985-88	93	1808
10.	Rodgeriquus Smith	2004-08	114	1598
11.	Byron Franklin	1977-80	74	1573
12.	Ronney Daniels	1999-00	90	1446
13.	Freddie Hyatt	1965-67	88	1396
14.	Devin Aromashodu	2002-05	71	1333
15.	Alexander Wright	1986-89	56	1320
16.	Ben Obomanu	2002-05	97	1313
17.	Thomas Bailey	1991-94	93	1243
18.	Greg Taylor	1987-90	102	1217
19.	Clifton Robinson	1997-00	91	1167
20.	Tim Christian	1966-68	78	1126
21.	Terrell Zachery	2007-10	71	1106
22.	Willie Gosha	1993-96	85	1048
23.	Marcel Willis	1999-02	81	1022
24.	Jimmy Phillips	1955-57	52	1012

RECEPTIONS

	Player	Seasons	Yards	Avg.	Rec
1.	Courtney Taylor	2003-06	2098	13.71	153
2.	Karsten Bailey	1995-98	2174	14.49	150
3.	Terry Beasley	1969-71	2507	17.78	141
4.	Tyrone Goodson	1993-97	2283	16.79	136
5.	Emory Blake	2009-pres.	1946	15.82	123
6.	Frank Sanders	1991-94	1998	16.51	121
7.	Darvin Adams	2008-10	1978	17.20	115
8.	Rodgeriquus Smith	2004-08	1598	14.02	114
9.	Greg Taylor	1987-90	1217	11.93	102
10.	Freddy Weygand	1984-88	1946	19.66	99



CAREER STATS UPDATE

RUSHING YARDAGE

	Player	Seasons	Att	Avg	Yards
1.	Bo Jackson	1982-85	650	6.62	4303
2.	Carnell Williams	2001-04	741	5.17	3831
3.	James Brooks	1977-80	621	5.67	3523
4.	Joe Cribbs	1976-79	657	5.13	3368
5.	Ben Tate	2006-09	678	4.90	3321
6.	Stephen Davis	1993-95	488	5.76	2811
7.	Brent Fullwood	1983-86	390	7.15	2789
8.	Ronnie Brown	2000-04	513	5.28	2707
9.	Onterio McCalebb	2009-present	388	6.40	2485
10.	Stacy Danley	1987-90	526	4.61	2427
11.	Michael Dyer	2010-11	424	5.51	2335
12.	James Joseph	1986-90	452	5.17	2264
13.	Kenny Irons	2005-06	454	4.81	2186
14.	James Bostic	1991-93	396	5.26	2084
15.	Lionel James	1980-83	348	6.14	2068
16.	Sedrick McIntyre	1973-76	462	4.31	1992
17.	Fob James	1952-55	317	6.03	1913
18.	Phil Gargis	1973-76	456	4.13	1884
19.	Tommie Agee	1983-86	356	4.87	1735
20.	Jimmy Sidle	1962-64	326	5.22	1703
21.	Brad Lester	2004-08	371	4.55	1689
22.	Joe Childress	1953-55	321	5.19	1667
23.	Curtis Kuykendall	1944-45	217	7.46	1619
24.	Rudi Johnson	2000	324	4.84	1567
25.	Terry Henley	1970-72	343	4.47	1534
26.	Tommy Lorino	1956-58	227	6.55	1486
27.	Cam Newton	2010	264	5.58	1473
28.	Monk Gafford	1940-42	221	6.40	1414
29.	Mario Fannin	2007-10	233	5.86	1366
30.	Mitzi Jackson	1973-75	243	5.65	1373
31.	William Andrews	1976-78	267	5.04	1347
32.	Ed Dyas	1958-60	261	4.97	1298
33.	Fred Beasley	1994-97	282	4.40	1241
34.	Tom Bryan	1964-66	265	4.32	1144
35.	George Peoples	1978-81	239	4.54	1085
36.	Tucker Frederickson	1962-64	260	4.15	1079
37.	Bobby Hoppe	1955-57	194	5.56	1078
38.	Charlie Hataway	1951-53	282	3.74	1055

YARDS PER CARRY (min. 300 attempts)

	Player	Seasons	Yards	Att	Avg
1.	Brent Fullwood	1983-86	2789	390	7.15
2.	Bo Jackson	1982-85	4303	650	6.62
3.	Onterio McCalebb	2009-present	2485	388	6.40
4.	Lionel James	1980-83	2138	348	6.14
5.	Fob James	1952-55	1913	317	6.03
6.	Stephen Davis	1993-95	2811	488	5.76
7.	James Brooks	1977-80	3523	621	5.67
8.	Michael Dyer	2010-11	2335	424	5.51
9.	Ronnie Brown	2000-04	2707	513	5.28
10.	James Bostic	1991-93	2084	396	5.26

RECEPTIONS BY A RUNNING BACK

	Player	Seasons	Yards	Avg	Rec
1.	Mario Fannin	2007-10	985	10.15	97
2.	James Joseph	1986-90	725	10.51	69
3.	Onterio McCalebb	2009-present	571	9.52	60
4.	Ronnie Brown	2001-04	667	11.70	57
5.	Stacy Danley	1987-90	337	7.17	47
6.	Harold Morrow	1994-95	433	9.41	46
7.	Carnell Williams	2001-04	492	11.44	43
8.	Reid McMillion	1993	334	7.95	42
9.	Tony Richardson	1991-93	384	9.37	41
10.	Rusty Williams	1996-99	363	9.08	40

RECEIVING YARDAGE BY A RUNNING BACK

	Player	Seasons	Rec	Yards
1.	Mario Fannin	2007-10	97	985
2.	James Joseph	1986-90	69	725
3.	Ronnie Brown	2001-04	57	667
4.	Carl Stewart	2004-07	39	612
5.	Onterio McCalebb	2009-present	60	571
6.	Carnell Williams	2001-04	43	492
7.	Fred Beasley	1995-97	31	448
8.	Mickey Zofko	1970	34	443
9.	Harold Morrow	1994-95	46	433
10.	Tony Richardson	1991-93	41	384

TOUCHDOWN RECEPTIONS BY A RUNNING BACK

	Player	Seasons	Rec	TD
1.	Mario Fannin	2007-10	97	9
2.	James Brooks	1978-80	18	4
3.	Onterio McCalebb	2009-present	60	3
	Brad Lester	2005-08	26	3
	Tre Smith	2002-06	26	3
	Fred Beasley	1995-97	31	3
	Stephen Davis	1994-95	22	3
	Harold Morrow	1994-95	46	3
	Tommie Agee	1983-86	28	3
	Mickey Zofko	1970	34	3

YARDS PER RECEPTION BY A RUNNING BACK (min. 20 receptions)

	Player	Seasons	Rec	Yards	Yds/Rec
1.	Carl Stewart	2004-07	39	612	15.69
2.	Fred Beasley	1995-97	31	448	14.45
3.	Mickey Zofko	1970	34	443	13.03
4.	Heath Evans	1998-00	30	354	11.80
5.	Ronnie Brown	2001-04	57	667	11.70
6.	Joe Frazier	1991-94	21	244	11.62
7.	Carnell Williams	2001-04	43	492	11.44
8.	James Joseph	1986-90	69	725	10.51
9.	Bo Jackson	1982-85	26	272	10.46
10.	Mario Fannin	2007-10	96	969	10.09
--	Onterio McCalebb	2009-present	60	571	9.52



CAREER STATS UPDATE

FIELD GOAL PERCENTAGE (Min. 10 made)

Player	Seasons	FGM	FGA	Pct
1. Scott Etheridge	1992-93	34	43	.791
2. Matt Hawkins	1994-95	26	33	.788
3. Win Lyle	1987-89	45	59	.763
4. Cody Parkey	2010-present	24	32	.750
Wes Byrum	2007-10	60	80	.750
6. Jaret Holmes	1996-97	27	37	.730
7. John Vaughn	2003-06	50	69	.725
8. Ed Dias	1958-60	17	24	.708
9. Gardner Jett	1970-72	23	34	.676
Jim Von Wyl	1990-91	32	48	.667
Robert McGinty	1984	12	18	.667

KICKOFF RETURN AVERAGE (Min. 20 returns)

Player	Seasons	Ret	Yards	Avg
1. Tristan Davis	2005-08	55	1455	26.45
2. Onterio McCalebb	2009-present	49	1287	26.27
3. Demond Washington	2009-10	62	1614	26.03
4. Rick Neel	1973-75	26	673	25.88
5. James Brooks	1977-80	68	1726	25.38
6. Markeith Cooper	1996-99	45	1077	23.93
7. Tim Carter	1998-01	40	956	23.90
8. Joe Cribbs	1976-79	22	507	23.05
9. Devin Aromashodu	2002-05	38	860	22.63
10. Herbert Casey	1989-91	21	473	22.52

KICKOFF RETURN YARDAGE

Player	Seasons	Ret	Avg	Yards
1. James Brooks	1977-80	68	25.4	1726
2. Demond Washington	2009-10	62	26.0	1614
3. Thomas Bailey	1991-94	74	20.5	1520
4. Tristan Davis	2005-08	55	26.5	1455
5. Onterio McCalebb	2009-present	49	26.3	1287
6. Markeith Cooper	1996-99	45	23.9	1077
7. Robert Baker	1995-96	46	21.3	979
8. Tim Carter	1998-01	40	23.9	956
9. Mario Fannin	2006-10	44	21.5	944
10. Roderick Hood	2000-02	38	22.6	860

ALL-PURPOSE YARDS

Player	Seasons	Rush	Rec	KR	PR	Yards
1. James Brooks	1977-80	3523	219	1726	128	5596
2. Carnell Williams	2001-04	3831	342	609	302	5084
3. Bo Jackson	1982-85	4303	272	317	0	4892
4. Joe Cribbs	1976-79	3368	268	597	328	4561
5. Onterio McCalebb	2009-pres.	2485	571	1287	0	4343
6. Thomas Bailey	1991-94	-5	1243	1520	1170	3928
7. Ben Tate	2006-09	3321	336	186	0	3843
8. Brent Fullwood	1983-86	2789	77	892	0	3758
9. Ronnie Brown	2000-04	2707	688	15	0	3390
10. Mario Fannin	2006-10	1366	985	944	0	3295

TACKLES

Player	Seasons	Tackles
1. Freddie Smith	1976-79	528
2. Gregg Carr	1981-84	453
3. Darrel Crawford	1988-91	424
4. Anthony Harris	1992-95	400
5. Quentin Riggins	1986-89	398
6. Chris Martin	1979-83	374
7. Tracy Rocker	1985-88	354
8. Dontarrious Thomas	2000-03	351
9. Marcellus Mostella	1993-96	336
10. Takeo Spikes	1995-97	331
11. Kurt Crain	1986-87	324
12. Daren Bates	2009-pres.	311
13. Anthony Harris	1992-94	306
Edward Phillips	1984-87	306
15. Jason Miska	1992-95	302
16. Mike Pelton	1991-94	294
17. Ben Thomas	1981-84	290
18. Danny Skutack	1978-81	285
19. Bob Harris	1979-82	281
20. Neiko Thorpe	2008-11	279
21. Gerald Williams	1982-85	278
22. Edmund Nelson	1978-81	273
23. Zac Etheridge	2007-10	261
24. Ricky Neal	1994-97	253
25. Will Herring	2003-06	248

QUARTERBACK SACKS (Since 1981)

Player	Seasons	Yards	Sacks
1. Quentin Groves	2004-07	169	26.0
Gerald Robinson	1982-85	150	26.0
3. Antonio Coleman	2006-09	147	24.5
4. Tracy Rocker	1985-88	146	21.0
Craig Olgetree	1986-89	117	21.0
6. Reggie Torbor	2000-03	128	18.5
7. Leonardo Carson	1996-99	123	17.0
Willie Whitehead	1991-94	108	17.0
Corey Lemonier	2010-present	111	17.0
10. Marcus Washington	1994-96	108	16.0
Gary Walker	1993-94	95	16.0

SEC Champions:
 1957, 1983, 1987, 1988, 1989, 2004, 2010
SEC West Champions:
 1997, 2000, 2001, 2002, 2004, 2005, 2010

2012 AUBURN FOOTBALL GAME NOTES



JORDAN-HARE STADIUM

Jordan-Hare Facts

Dedicated: 1939 (7,500)

Stadium Names

- 1939: Auburn Stadium
- 1949: Cliff Hare Stadium
- 1973: Jordan-Hare Stadium

Capacity:

- 1949: 21,500
- 1955: 34,500
- 1960: 44,500
- 1970: 61,261
- 1980: 72,169
- 1987: 85,214
- 2000: 85,612
- 2001: 86,063
- 2004: 87,451



Jordan-Hare Stadium is Auburn's showcase football stadium, which seats 87,451 with 70 luxury suites located between the lower level and upper deck on the East side.

The stadium was dedicated Nov. 30, 1939, with 7,500 seats. Ten years later, 14,000 more seats were added, and the stadium was named Cliff Hare Stadium (after a member of Auburn's first football team and eventual professor and dean of the School of Chemistry), although only 12 home games were played there over that 10-year span. Additional seats were added in 1955, 1960 and 1970. The West upper deck was completed in 1980; the East upper deck and suites were finished for the 1987 season. The most recent addition to the stadium was the construction of a 30-foot by 74-foot Daktronics LED board in 2007, coming at a cost of \$2.9 million. Auburn was the first school in the SEC to install a high-definition video board display.

The facility was renamed Jordan-Hare Stadium in 1973, recognizing Hall of Fame coach Ralph "Shug" Jordan. The turf at Jordan-Hare Stadium was officially named after Pat Dye, Auburn's Hall of Fame

coach and athletics director, prior to the 2005 Iron Bowl. The Tigers posted a 99-39-4 record in 12 seasons under Dye from 1981-92, and won four SEC championships. Auburn's home games are now played at Pat Dye Field at Jordan-Hare Stadium.

On game days, Auburn's Pat Dye Field at Jordan-Hare Stadium becomes the sixth-largest city in the state of Alabama as Auburn has averaged at least 80,000 fans per game for the last 19 seasons. Since Jordan-Hare Stadium expanded to its current capacity prior to the 2004 season, the Tigers have tallied 28 sell-out games.

Pat Dye Field at Jordan-Hare Stadium is the nation's 10th-largest on-campus stadium with a capacity of 87,451. It is the sixth-largest in the SEC.

The Tigers have won 77.9 percent of their games in Jordan-Hare Stadium since its inception in 1939 and hold an overall record of 287-74-7 there.

Attendance Average

1993.....	81,062
1994.....	81,287
1995.....	81,181
1996.....	82,468
1997.....	83,545
1998.....	81,105
1999.....	80,905
2000.....	82,435
2001.....	85,448
2002.....	82,943
2003.....	85,203
2004.....	83,085
2005.....	84,161
2006.....	85,063
2007.....	84,689
2008.....	86,915
2009.....	84,614
2010.....	86,087
2011.....	85,792
2012.....	83,948

Largest On-Campus Stadiums

1. Michigan Stadium (Michigan)	109,901
2. Beaver Stadium (Penn State)	107,282
3. Neyland Stadium (Tennessee)	102,455
4. Ohio Stadium (Ohio State)	102,329
5. Bryant-Denny Stadium (Alabama)	101,821
6. Darrell K. Royal-Texas Memorial Stadium (Texas)	101,624
7. Sanford Stadium (Georgia)	92,746
8. Tiger Stadium (LSU)	92,542
9. Ben Hill Griffin Stadium (Florida)	88,548
10. Jordan-Hare Stadium (Auburn)	87,451
11. Memorial Stadium (Nebraska)	86,304
12. Kyle Field (Texas A&M)	82,600
13. Bobby Bowden Field at Doak Campbell Stadium (Florida State)	82,300
14. Gaylord Family Oklahoma Memorial Stadium (Oklahoma)	82,112
15. Notre Dame Stadium (Notre Dame)	80,795

28

Since Jordan-Hare Stadium expanded to its current capacity prior to the 2004 season, the Tigers have tallied 28 sell-out games

SEC Champions:
1957, 1983, 1987, 1988, 1989, 2004, 2010
SEC West Champions:
1997, 2000, 2001, 2002, 2004, 2005, 2010

2012 AUBURN FOOTBALL GAME NOTES



AUBURN HEAD COACH GENE CHIZIK



COACHING LEDGER

The 2012 season is Gene Chizik's 25th season as a coach in the collegiate ranks. Chizik began his career as a graduate assistant at both Middle Tennessee (1990-91) and Clemson (1988-89) before heading to Stephen F. Austin (1992-97). He then moved to Central Florida from 1998-2001 before making his first stop on The Plains (2002-04). Texas was his final post as an assistant coach. Chizik served as defensive coordinator with the Longhorns from 2005-06. Two seasons as the head coach at Iowa State (2007-08) preceded Chizik's tenure as head coach at Auburn (2009-current). He also spent two seasons coaching at the high school level in Florida.

NATIONAL CHAMPIONS

In 2010, in just his second season as head coach at Auburn, Gene Chizik led the Tigers to their first national championship in more than 50 years, defeating Oregon, 22-19, in the BCS Championship Game on Jan. 10, 2011, in Glendale, Ariz.

SEC CHAMPS

Chizik led Auburn to the Southeastern Conference Championship in 2010, the seventh in program history. The Tigers routed South Carolina, 56-17, at the Georgia Dome in Atlanta on Dec. 4, en route to the national title. It was also Auburn's seventh SEC West Title.

.640 WINNING PERCENTAGE

Auburn has a 32-18 record the last three-plus seasons under Gene Chizik for a .640 winning percentage. The Tigers have posted no fewer than eight wins in each of his seasons as head coach. When playing at home, Auburn is 22-7 under Chizik.

ALL-SEC

Under Coach Chizik, eight Auburn players have been named All-SEC First Team, including current Tigers Steven Clark and Corey Lemonier.

GOING BOWLING

Auburn has been to three straight bowl games under Chizik, including the 2010 BCS Championship Game. In his first season as

head coach, the Tigers brought home a 38-35 overtime win over Northwestern at the Outback Bowl on Jan. 1, in Tampa, Fla. The following season, Auburn defeated Oregon, 22-19, for the national title, and in 2011, the Tigers earned a decisive, 43-24, victory against Virginia in the Chick-fil-A Bowl in Atlanta on Dec. 31.

RECRUITING

Auburn has signed three straight Top 10 national recruiting classes under Chizik.

TROPHIES

Since Chizik arrived on the Plains, four different Auburn players have been first-team All-America while also winning the Heisman Trophy, Lombardi Award, Davey O'Brien Award, Walter Camp Award and Maxwell Award. Chizik himself was named National Coach of the Year for 2010.

GRADUATION

Since Chizik was hired, 63 Tiger football players have earned their academic degrees from Auburn.

NFL DRAFT

Chizik has coached seven former Tigers who went on to become NFL draft picks, including Cam Newton, the No. 1 overall pick in the 2011 NFL Draft by the Carolina Panthers.

CHIZIK YEAR-BY-YEAR RECORD

2007 - (3-9, 2-6 Big 12)

8/30	KENT STATE	14-23	L
9/8	NORTHERN IOWA	13-24	L
9/15	IOWA	15-13	W
9/22	at Toledo	35-36	L
9/29	at Nebraska	17-35	L
10/6	at Texas Tech	17-42	L
10/13	TEXAS	3-56	L
10/20	OKLAHOMA	7-17	L
10/27	at Missouri	28-42	L
11/3	KANSAS STATE	31-20	W
11/10	COLORADO	31-28	W
11/17	at Kansas	7-45	L

2008 - (2-10, 0-8 Big 12)

8/28	SOUTH DAKOTA ST.	44-17	W
9/6	KENT STATE	48-28	W
9/13	at Iowa	5-17	L
9/20	at UNLV (OT)	31-34	L
10/4	KANSAS	33-35	L
10/11	at Baylor	10-38	L
10/18	NEBRASKA	7-35	L
10/25	TEXAS A&M	35-49	L
11/1	at Oklahoma State	17-59	L
11/8	at Colorado	24-28	L
11/15	MISSOURI	20-52	L
11/22	at Kansas State	30-38	L

2009 - (8-5, 3-5 SEC)

9/5	LOUISIANA TECH	37-13	W
9/12	MISSISSIPPI STATE	49-24	W

9/19	WEST VIRGINIA	41-30	W
9/26	BALL STATE	54-30	W
10/3	at Tennessee	26-22	W
10/10	at Arkansas	23-44	L
10/17	KENTUCKY	14-21	L
10/24	at LSU	10-31	L
10/31	OLE MISS	33-20	W
11/7	FURMAN	63-31	W
11/14	at Georgia	24-31	L
11/27	ALABAMA	21-26	L
1/1	Northwestern (Outback)	38-35 [OT]	W

2010 - (14-0, 8-0 SEC)

9/4	ARKANSAS STATE	52-26	W
9/9	at Mississippi State	17-14	W
9/18	CLEMSON	27-24 [OT]	W
9/25	SOUTH CAROLINA	35-27	W
10/2	ULM	52-3	W
10/9	at Kentucky	37-34	W
10/16	ARKANSAS	65-43	W
10/23	LSU	24-17	W
10/30	at Ole Miss	51-31	W
11/6	CHATTANOOGA	62-24	W
11/13	GEORGIA	49-31	W
11/26	at Alabama	28-27	W
12/4	South Carolina (SEC CG)	56-17	W
1/10/11	Oregon (BCSCG)	22-19	W

2011 - (8-5, 4-4 SEC)

9/3	UTAH STATE	42-38	W
9/10	MISSISSIPPI STATE	41-34	W

9/17	at Clemson	24-38	L
9/24	FLORIDA ATLANTIC	30-14	W
10/1	at South Carolina	16-13	W
10/8	at Arkansas	14-38	L
10/15	FLORIDA	17-6	W
10/22	at LSU	10-45	L
10/29	OLE MISS	41-23	W
11/12	at Georgia	7-45	L
11/19	SAMFORD	35-16	W
11/26	ALABAMA	14-42	L
12/31	Virginia (Chick-fil-A)	43-24	W

2012 - (2-8, 0-7 SEC)

9/1	vs. Clemson	19-26	L
9/8	at Mississippi State	10-28	L
9/15	ULM	31-28 [OT]	W
9/22	LSU	10-12	L
10/6	ARKANSAS	7-24	L
10/13	at Ole Miss	20-41	L
10/20	at Vanderbilt	13-17	L
10/27	TEXAS A&M	21-63	L
11/3	NEW MEXICO STATE	42-7	W
11/10	GEORGIA	0-38	L
11/17	ALABAMA A&M	1 p.m.	
11/24	at Alabama	2:30 p.m.	



GENE CHIZIK ERA SUPERLATIVES

Most Points

1. 63 vs. Furman (11/07/2009)
2. 62 vs. Tennessee-Chattanooga (11/06/2010)
3. 56 vs. South Carolina (12/04/2010)
4. 54 vs. Ball State (09/26/2009)
5. 52 vs. Arkansas State (09/04/2010)
52 vs. Louisiana-Monroe (10/02/2010)

Fewest Points Allowed

1. 3 vs. Louisiana-Monroe (10/02/2010)
2. 6 vs. Florida (10/15/2011)
3. 7 vs. New Mexico State (11/3/2012)
4. 12 vs. LSU (9/22/2012)
5. 13 vs. Louisiana Tech (09/05/2009)
13 vs. South Carolina (10/01/2011)

Most First Downs

1. 30 vs. Furman (11/07/2009)
2. 29 vs. Mississippi State (09/12/2009)
29 vs. South Carolina (10/01/2010)
4. 28 at Ole Miss (10/30/2010)
28 vs. Georgia (11/13/2010)
28 vs. South Carolina (12/01/2010)
28 vs. Oregon (01/10/2011)

Fewest First Downs Allowed

1. 13 at South Carolina (10/01/2011)
2. 14 vs. Mississippi State (09/12/2009)
14 vs. Florida (10/15/2011)
4. 15 vs. Furman (11/07/2009)
15 vs. LSU (9/22/2012)
15 vs. New Mexico State (11/3/2012)

Most Rushing Attempts

1. 67 at South Carolina (10/01/2011)
2. 59 vs. Mississippi State (09/12/2009)
3. 57 vs. South Carolina (09/25/2010)
57 vs. Georgia (11/13/2010)
5. 52 vs. Louisiana Tech (09/05/2009)
52 at Kentucky (10/09/2010)
52 vs. LSU (10/23/2010)
52 at Arkansas (10/08/2011)

Fewest Rushing Attempts – Opponent

1. 24 vs. Georgia (11/13/2010)
2. 28 vs. Arkansas (10/16/2010)
3. 29 at Tennessee (10/03/2009)
4. 30 at Kentucky (10/09/2010)
30 vs. Tennessee-Chattanooga (11/06/2010)
30 vs. Florida (10/15/2011)
30 vs. Virginia (12/31/2011)

Most Rushing Yards

1. 440 vs. LSU (10/23/2010)
2. 390 vs. Mississippi State (09/12/2009)
3. 367 vs. Arkansas State (09/04/2010)
4. 343 at Ole Miss (10/30/2010)
5. 334 vs. South Carolina (09/25/2010)

Fewest Rushing Yards Allowed

1. 38 vs. Louisiana-Monroe (10/02/2010)
2. 43 vs. Arkansas State (09/04/2010)
3. 66 vs. Florida (10/15/2011)
4. 69 at Alabama (11/26/2010)
5. 75 vs. Oregon (01/10/2011)

Most Passes Attempted

1. 35 at Tennessee (10/03/2009)
35 vs. Oregon (01/10/2011)
35 vs. Arkansas (10/6/2012)
4. 33 vs. West Virginia (09/19/2009)
33 vs. Northwestern (01/01/2010)

Most Passes Completed

1. 27 vs. Furman (11/07/2009)
2. 22 vs. Arkansas (10/6/2012)
3. 21 vs. Ball State (09/26/2009)
4. 20 at Tennessee (10/03/2009)
20 at Georgia (11/14/2009)
20 vs. Northwestern (01/01/2010)
20 vs. Oregon (01/10/2011)

Fewest Passes Attempted - Opponent

1. 17 at Georgia (11/14/2009)
2. 18 at Georgia (11/12/2011)
3. 21 vs. Mississippi State (09/12/2009)
4. 22 vs. Kentucky (10/17/2009)
22 vs. LSU (9/22/2012)

Fewest Passes Completed – Opponent

1. 9 vs. Kentucky (10/17/2009)
9 at Georgia (11/14/2009)
9 at South Carolina (10/01/2011)
4. 11 vs. Mississippi State (09/12/2009)
5. 13 vs. LSU (9/22/2012)

Most Passing Yards

1. 373 vs. Furman (11/07/2009)
2. 351 vs. South Carolina (12/04/2010)
3. 325 vs. Tennessee-Chattanooga (11/06/2010)
4. 306 vs. Ball State (09/26/2009)
5. 300 vs. West Virginia (09/19/2009)

Fewest Passing Yards Allowed

1. 75 vs. Kentucky (10/17/2009)
2. 114 vs. Ball State (09/26/2009)
3. 128 vs. LSU (10/23/2010)
128 vs. Florida (10/15/2011)
5. 129 at Mississippi State (09/09/2010)

Punting Average (Min. 4 Punts)

1. 50.3 vs. LSU (10/23/2010)
2. 48.1 vs. Furman (11/07/2009)
3. 47.4 at Georgia (11/14/2009)
4. 46.7 at Ole Miss (10/13/2012)
5. 45.7 vs. Mississippi State (09/10/2011)

Highest Time of Possession

1. 35:47 at South Carolina (10/01/2011)
2. 34:46 at Tennessee (10/03/2009)
3. 34:20 at Ole Miss (10/13/2012)
4. 34:15 vs. Georgia (11/12/2011)
5. 33:14 at Ole Miss (10/30/2010)

SEC Champions:

1957, 1983, 1987, 1988, 1989, 2004, 2010

SEC West Champions:

1997, 2000, 2001, 2002, 2004, 2005, 2010

2012 AUBURN FOOTBALL GAME NOTES



AUBURN OFFENSIVE CAREER BESTS

3 • DeANGELO BENTON

Receptions	6	Furman	11/7/09
Rec. Yards	88	Furman	11/7/09
Rec. Long	41	at Clemson	9/17/11
Rec. TD	1	Florida	10/15/11

80 • EMORY BLAKE

Receptions	10	Arkansas	10/6/12
Rec. Yards	118	Arkansas	10/6/12
Rec. Long	94	ULM	10/2/10
Rec. TD	1	16x (last vs. Texas A&M)	10/27/12

22 • MIKE BLAKELY

Rush Attempts	11	at Mississippi State	9/8/12
Rush Yards	42	at Mississippi State	9/8/12
Rush Long	20	Arkansas	10/6/12

4 • QUAN BRAY

Receptions	6	at Mississippi State	9/8/12
Rec. Yards	50	at Mississippi State	9/8/12
Rec. Long	16	at Mississippi State	9/8/12
Kick Ret	2	2x (last at South Carolina)	10/1/11
Kick Ret Yds	55	Utah State	9/3/11
Kick Ret Long	33	Utah State	9/3/11
Punt Ret	3	4x (last vs. NMSU)	11/3/12
Punt Ret Yds	44	vs. NMSU	11/3/12
Punt Ret Long	38	ULM	9/15/12
Completions	1	ULM	9/15/12
Pass Attempts	1	ULM	9/15/12
Pass Yards	34	ULM	9/15/12
Pass TDs	1	ULM	9/15/12

30 • STEVEN CLARK

Punts	9	2x (last vs. Florida)	10/15/11
Long Punt	58	Mississippi State	9/10/11
Inside 20	6	at Arkansas	10/8/11

18 • SAMMIE COATES

Receptions	2	ULM	9/15/12
Rec. Yards	42	at Ole Miss	10/13/12
Rec. Long	42	at Ole Miss	10/13/12
Rec. TD	1	ULM	9/15/12

89 • JAYLON DENSON

Receptions	1	Arkansas	10/6/12
Rec. Yards	12	Arkansas	10/6/12
Rec. Long	12	Arkansas	10/6/12

10 • KIEHL FRAZIER

Completions	13	2x (last vs. LSU)	9/22/12
Pass Attempts	27	Clemson	9/1/12
Pass Yards	194	Clemson	9/1/12
Pass TDs	1	2x (last vs. ULM)	9/15/12
Pass Long	54	Clemson	9/1/12
Rush Attempts	16	Virginia (Chick-fil-A)	12/31/11
Rush Yards	55	Virginia (Chick-fil-A)	12/31/11
Rush TDs	2	Virginia (Chick-fil-A)	12/31/11
Rush Long	22	at South Carolina	10/1/11
Receptions	1	ULM	9/15/12
Rec. Yards	34	ULM	9/15/12
Rec. TDs	1	ULM	9/15/12
Rec. Long	34	ULM	9/15/12

11 • BRANDON FULSE

Receptions	2	FAU	9/24/11
Rec. Yards	11	FAU	9/24/11

20 • COREY GRANT

Rush Attempts	4	vs. NMSU	11/3/12
Rush Yards	8	vs. NMSU	11/3/12
Rush Long	5	vs. NMSU	11/3/12

5 • RICARDO LOUIS

Receptions	1	3x (last vs. NMSU)	11/3/12
Rec. Yards	21	vs. NMSU	11/3/12
Rec. Long	21	vs. NMSU	11/3/12
Rush Attempts	2	Texas A&M	10/27/12
Rush Yards	2	Texas A&M	10/27/12
Rush Long	2	Texas A&M	10/27/12

43 • PHILIP LUTZENKIRCHEN

Receptions	5	vs. LSU	9/22/12
Rec. Yards	71	Clemson	9/1/12
Rec. TDs	2	2x (last vs. Ole Miss)	10/29/11
Rec. Long	39	Oregon (BCSNCG)	

21 • TRE MASON

Rush Attempts	22	2x (last vs. NMSU)	11/3/12
Rush Yds	152	NMSU	11/3/12
Rush Lg	40	NMSU	11/3/12
Rush TD	2	at Ole Miss	10/13/12
Receptions	3	Georgia	11/10/12
Rec. Yards	34	ULM	9/15/12
Rec. Long	34	ULM	9/15/12
All-Purpose Yards	186	Mississippi State	9/10/11
Kick Ret	6	Mississippi State	9/10/11
Kick Ret Yds	176	Utah State	9/3/11
Kick Ret Lg	97	Utah State	9/3/11
Kick Ret TD	1	Utah State	9/3/11

23 • ONTERIO McCALEBB

Rush Attempts	22	Louisiana Tech	9/5/09
Rush Yards	148	Louisiana Tech	9/5/09
Rush TDs	3	Georgia	11/13/10
Rush Long	70	LSU	10/23/10
Receptions	5	Utah State	9/3/11
Rec. Yards	62	Tennessee	10/3/09
Rec. TDs	1	2x (last vs. Virginia)	12/31/11
Rec. Long	51	Florida Atlantic	9/24/11
All-Purpose Yards	204	Tennessee	10/3/09
Kick Ret	6	Mississippi State	9/10/11
Kick Ret Yds	138	at Mississippi State	9/8/12
Kick Ret Lg	100	at Mississippi State	9/8/12
Kick Ret TD	1	2x (last at Mississippi State)	9/8/12

15 • CLINT MOSELEY

Completions	14	at Vanderbilt	10/20/12
Pass Attempts	22	at Georgia	11/12/11
Pass Yards	167	Samford	11/19/11
Pass TDs	4	Ole Miss	10/29/11

36 • CODY PARKEY

FG Attempts	4	2x (last vs. Clemson)	9/1/12
FGs Made	4	2x (last vs. Clemson)	9/1/12
Career Long	46	2x (last vs. Clemson)	9/1/12

35 • JAY PROSCH

Rush Attempts	2	NMSU	11/3/12
Rush Yards	9	Georgia	11/10/12
Rush Long	5	2x (last vs. Georgia)	11/10/12
Rush TD	1	NMSU	11/3/12
Receptions	2	at Vanderbilt	10/20/12
Rec. Yards	9	at Vanderbilt	10/20/12
Rec. Long	8	at Ole Miss	10/13/12

1 • TROVON REED

Receptions	5	Florida Atlantic	5/24/11
Rec. Yards	40	NMSU	11/3/12
Rec. Long	40	NMSU	11/3/12
Rec. TD	1	NMSU	11/3/12
Rush Attempts	2	at Clemson	9/17/11
Rush Yds	12	at Clemson	9/17/11
Rush Lg	10	at Clemson	9/17/11
Punt Ret	3	Florida Atlantic	5/24/11
Punt Ret Yds	14	Florida Atlantic	5/24/11
Punt Ret Lg	9	2x (last vs. Mississippi State)	9/10/11

85 • TRAVANTE STALLWORTH

Receptions	5	Clemson	9/17/11
Receiving Yards	93	Utah State	9/3/11
Rec. TD	1	Utah State	9/3/11
Rec. Long	44	Arkansas	10/8/11

81 • C.J. UZOMAH

Receptions	3	Texas A&M	10/27/12
Receiving Yards	90	Texas A&M	10/27/12
Rec. TDs	1	Texas A&M	10/27/12
Rec. Long	38	Texas A&M	10/27/12
Completions	1	at Georgia	11/12/11
Pass Attempts	1	3x (last at Georgia)	11/12/11
Pass Yards	4	at Georgia	11/12/11
Pass TDs	1	at Georgia	11/12/11

12 • JONATHAN WALLACE

Completions	15	Georgia	11/10/12
Pass Attempts	22	Georgia	11/10/12
Pass Yards	181	Georgia	11/10/12
Pass TDs	2	Texas A&M	10/27/12
Pass Long	40	NMSU	11/3/12
Rush Attempts	13	Texas A&M	10/27/12
Rush Yards	71	Texas A&M	10/27/12
Rush Long	12	Texas A&M	10/27/12



AUBURN DEFENSIVE CAREER BESTS

25 • DAREN BATES

Tackles16
TFL1.5
Sacks1.0
Interceptions1
Fumbles Recovered1

at Ole Miss 10/13/12
5x (last at Ole Miss) 10/13/12
2x (last vs. Arkansas) 10/6/12
3x (last vs. Clemson) 9/1/12
4x (last vs. NMSU) 11/3/12

22 • T'SHARVAN BELL

Tackles9
Interceptions2
Deflections2
Sacks1.0
Fumbles Recovered1

South Carolina (SECCG) 12/4/10
Northwestern 1/1/10
6x (last New Mexico St.) 11/3/12
2x (last vs. Ole Miss) 10/29/11
2x (last vs. Arkansas) 10/6/12

98 • ANGELO BLACKSON

Tackles5
TFL2.0
Sacks1.0
Fumbles Forced1
Fumbles Recovered1
Blocked Kicks1

New Mexico State 11/3/12
New Mexico State 11/3/12
New Mexico State 11/3/12
2x (last at Vanderbilt) 10/20/12
LSU 9/22/12
3x (last vs. ULM) 9/15/12

92 • KENNETH CARTER

Tackles5
TFL1.0

2x (last at Mississippi State) 9/8/12
2x (last at Mississippi State) 9/8/12

11 • CHRIS DAVIS

Tackles9
Deflections2
TFL1.0

at Vanderbilt 10/20/12
Tennessee-Chattanooga 11/6/10
ULM 9/15/12

94 • NOSA EGUAE

Tackles9
TFL2.5
Sacks2.0

Mississippi State 9/10/11
South Carolina (SECCG) 12/4/10
Georgia 11/13/10

35 • JONATHAN EVANS

Tackles14
TFL1.0

Utah State 9/3/11
Florida 10/15/11

31 • TRENT FISHER

Tackles5

Texas A&M 10/27/12

14 • ERIQUE FLORENCE

Tackles7
TFL1.0
Fumbles Forced1
Sacks1.0

Samford 11/19/11
2x (last at Ole Miss) 10/13/12
Mississippi State 9/10/11
at LSU 10/22/11

95 • DEE FORD

Tackles7
TFL2.0
Sacks2.0

Clemson 9/1/12
Clemson 9/1/12
Clemson 9/1/12

17 • KRIS FROST

Tackles1

New Mexico St. 11/3/12

26 • JUSTIN GARRETT

Tackles5
TFL1.0

Samford 11/19/11
Samford 11/19/11

55 • KEYMIYA HARRELL

Tackles2
TFL1.0
Sacks1.0

New Mexico St. 11/3/12
New Mexico St. 11/3/12
New Mexico St. 11/3/12

5 • JAKE HOLLAND

Tackles11
TFL2.0
Sacks1.0
Deflections1

2x (last vs. Clemson) 9/1/12
Utah State 9/3/11
Louisiana-Monroe 10/2/10
Clemson 9/1/12

15 • JOSHUA HOLSEY

Tackles5
TFL1.0
Deflections1

at Ole Miss 10/13/12
at Ole Miss 10/13/12
3x (last at Vanderbilt) 10/20/12

21 • JONATHAN JONES

Tackles7

at Ole Miss 10/13/12

55 • COREY LEMONIER

Tackles9
TFL3.0
Sacks2.0
Blocks1
Fumbles Forced2
Fumbles Recovered1

Clemson 9/1/12
Florida 10/15/11
4x (last vs. LSU) 9/22/12
2x (last vs. ULM) 9/15/12
at Georgia 11/12/11
2x (last at Vanderbilt) 10/20/12

30 • CASSANOVA MCKINZY

Tackles12
TFL0.5
Fumbles Forced1
Fumbles Recovered1

at Vanderbilt 10/20/12
Arkansas 10/6/12
at Vanderbilt 10/20/12
at Vanderbilt 10/20/12

12 • DEMETRUC McNEAL

Tackles18
TFL2.0
Deflections2
Interceptions1

at Mississippi State 9/8/12
New Mexico State 11/3/12
New Mexico State 11/3/12
2x (last at South Carolina) 10/1/11

6 • JONATHON MINCY

Tackles8
Deflections1
Fumbles Forced1
Fumbles Recovered1
TFL1.0
Sacks1.0

Arkansas 10/6/12
5x (last vs. New Mexico St.) 11/3/12
at Mississippi State 9/8/12
at South Carolina 10/1/11
4x (last vs. Texas A&M) 10/27/12
at Ole Miss 10/13/12

10 • LADARIUS OWENS

Tackles3
TFL1.5
Sacks1.0

Florida Atlantic 9/24/11
at South Carolina 10/1/11
at South Carolina 10/1/11

56 • ASHTON RICHARDSON

Tackles3
TFL1.0
Sacks1.0
Fumbles Recovered1

at Ole Miss 10/13/12
at Ole Miss 10/13/12
at Ole Miss 10/13/12
at Vanderbilt 10/20/12

13 • CRAIG SANDERS

Tackles4
TFL1.5

at Ole Miss 10/13/12
2x (last at Ole Miss) 10/13/12

96 • DEVAUNTE SIGLER

Tackles3
Sacks1
TFL1

Mississippi State 9/10/11
Florida 10/15/11
Florida 10/15/11

24 • RYAN SMITH

Tackles12
TFL1.0
Fumbles Recovered1

Clemson 9/1/12
2x (last vs. Virginia, Chick-fil-A) 12/31/11
vs. Virginia (Chick-fil-A) 12/31/11

27 • ROBENSON THEREZIE

Tackles5
Deflections1
TFL1

Florida Atlantic 9/24/11
Florida Atlantic 9/24/11
2x (last vs. Arkansas) 10/6/12

74 • JAMAR TRAVIS

Tackles2
TFL1.0

Florida Atlantic 5/24/11
Utah State 9/3/11

54 • JEFFREY WHITAKER

Tackles4
Sacks0.5
TFL1.0
Fumbles Forced1

2x (last vs. LSU) 9/22/12
Georgia 11/10/12
Ole Miss 10/29/11
vs. LSU 9/22/12

19 • RYAN WHITE

Tackles7
Deflections1

Clemson 9/1/12
4x (last vs. Ole Miss) 10/29/11

9 • JERMAINE WHITEHEAD

Tackles12
TFL1.0
Sacks1.0
Interceptions1
Deflections2
Fumbles Recovered1

at Mississippi State 9/8/12
2x (last vs. Georgia) 11/10/12
ULM 9/15/12
Florida Atlantic 9/24/11
Arkansas 10/6/12
at Mississippi State 9/8/12

90 • GABE WRIGHT

Tackles4
TFL1.0
Sacks1.0
Fumbles Forced1

Georgia 11/12/11
5x (last vs. New Mexico State) 11/3/12
at Vanderbilt 10/20/12
Arkansas 10/8/11




COACHING STAFF ON THE FIELD



GENE CHIZIK
HEAD COACH



TROOPER TAYLOR
*ASST. HEAD COACH/
WIDE RECEIVERS*



BRIAN VANGORDER
DEFENSIVE COORDINATOR



JAY BOULWARE
*SPECIAL TEAM COORD./
TIGHT ENDS*



JEFF GRIMES
OFFENSIVE LINE



CURTIS LUPER
RUNNING BACKS



MIKE PELTON
DEFENSIVE LINE



TOMMY THIGPEN
LINEBACKERS

COACHING STAFF IN THE BOOTH



SCOT LOEFFLER
*OFFENSIVE COORDINATOR/
QUARTERBACKS*



WILLIE MARTINEZ
SECONDARY