



2021-22 AUBURN MEN'S BASKETBALL

SCHEDULE/RESULTS

Overall: 2-0 • Home: 2-0 • Away: 0-0 • Neutral: 0-0
SEC: 0-0 • Home: 0-0 • Away: 0-0

DATE	OPPONENT	TIME (CT)/RESULT
Nov. 5	SOUTHERN INDIANA (EXH.)	W, 68-54
Nov. 9	MOREHEAD STATE (SEC Network+)	W, 77-54
Nov. 12	ULM (SEC Network+)	W, 93-65
Nov. 19	at USF (ESPN+)	6 p.m.
Nov. 24	! vs. #23 UConn (ESPN)	1:30 p.m.
Nov. 25	! vs. Loyola Chicago/Michigan State (ESPN2)	11 am/2 p.m.
Nov. 26	! vs. TBA (ESPN/ESPN2/ESPNU)	TBA
Dec. 1	UCF (SEC Network+)	7 p.m.
Dec. 4	YALE (ESPNU)	1 p.m.
Dec. 11	% Nebraska	10:30 a.m.
Dec. 14	NORTH ALABAMA (SEC Network)	8 p.m.
Dec. 18	at Saint Louis (CBS Sports Network)	8 p.m.
Dec. 22	MURRAY STATE (SEC Network)	5 p.m.
Dec. 29	* LSU (ESPNU)	6 p.m.
Jan. 4	* at South Carolina (SEC Network)	5:30 p.m.
Jan. 8	* FLORIDA (ESPN2/U)	7 p.m.
Jan. 11	* at Alabama (ESPN2/U)	8 p.m.
Jan. 15	* at Ole Miss (SEC Network)	7:30 p.m.
Jan. 19	* GEORGIA (ESPNU)	8 p.m.
Jan. 22	* KENTUCKY (CBS)	12/12:30 p.m.
Jan. 25	* at Missouri (SEC Network)	7:30 p.m.
Jan. 29	\$ OKLAHOMA (ESPN/2)	1 p.m.
Feb. 1	* ALABAMA (ESPN/2)	8 p.m.
Feb. 5	* at Georgia (SEC Network)	12 p.m.
Feb. 8	* at Arkansas (ESPN/2)	6 p.m.
Feb. 12	* TEXAS A&M (SEC Network)	2:30 p.m.
Feb. 16	* VANDERBILT (SEC Network)	8 p.m.
Feb. 19	* at Florida (ESPN/2)	1/3 p.m.
Feb. 23	* OLE MISS (SEC Network)	7:30 p.m.
Feb. 26	* at Tennessee (ESPN/2)	11 a.m./3 p.m.
Mar. 2	* at Mississippi State (SEC Network)	8 p.m.
Mar. 5	* SOUTH CAROLINA (SEC Network)	12 p.m.
Mar. 9-13	* at SEC Tournament	TBA

! - Battle 4 Atlantis (Paradise Island, Bahamas)
% - Holiday Hoopsgiving (Atlanta, Ga.)
\$ - Big 12/SEC Challenge
* - Southeastern Conference Game

GAME 3 NOTES



#21/22 Auburn Tigers (2-0, 0-0 SEC)

Head Coach: Bruce Pearl, 27th Season (602-237), 8th Season at AU (140-92)

VS



USF Bulls (2-1, 0-0 AAC)

Head Coach: Brian Gregory, 18th Season (307-247), 5th Season at USF (59-67)

Date/Time _____ Nov. 19, 2021, 6:00 p.m. (CT)
 Site/Venue _____ Tampa, Fla./ Amalie Arena
 TV _____ ESPN+
 PXP _____ Ryan Urquhart
 Analyst _____ Mike O'Donnell
 Radio _____
 PXP _____ Andy Burcham
 Analyst _____ Sonny Smith

Series History

Overall	AU Leads 5-1
at Auburn, Ala.	3-0
at Tampa, Fla.	2-1
Neutral Site	0-0
Last Meeting	AU 52, USF 40
Dec. 14, 2011	Auburn, 1
Streak	Auburn, 1

» After a three-game homestand in the course of eight short days to open up the 2021-22 season, Auburn used its week without games to prepare for a challenging stretch of contests including its first road game of the season at USF on Friday. The Tigers head to the Battle 4 Atlantis on Monday.

» In their last outing, the Tigers rattled off a season-high 56 second-half points, while four players scored in double figures, in a 93-65 rout of ULM on Nov. 12 at Auburn Arena.

» Auburn currently ranks No. 5 nationally in blocked shots per game (9.0 bpg) and No. 6 in turnovers per game (8.0 avg.) – tops in the SEC.

» The Tigers moved up to No. 21 in The Associated Press Poll this week. They will be playing USF off-campus in Amalie Arena – site of the 2022 SEC Men's Basketball Tournament on March 9-13, 2022.

» With all home games at Auburn Arena sold out for the season, a crowd of "Road Witnesses" will be on hand to cheer on the Tigers through the Auburn Alumni Association's efforts to pack the arena with Auburn Family members living in Florida. Tickets can be purchased through Ticketmaster.com.

» Preseason Watch List: Walker Kessler, Kareem Abdul-Jabbar Award (top center); Jabari Smith, Wooden Preseason Top 50 Watch List (nation's top player) & Karl Malone Award (top power forward).

» Auburn lost four of Auburn's top six scorers from last season including a pair of NBA Draft picks in guard Sharife Cooper (20.2 ppg, 8.0 apg) and forward JT Thor (9.4 ppg, 5.0 rpg). Thor was a first round pick of the Charlotte Hornets, while Cooper was a second rounder to the Atlanta Hawks.

PROBABLE AUBURN STARTERS (BASED ON LAST GAME)










Pos.	No.	Name	Ht.	Wt.	Cl.	Hometown (Last School)	PPG	RPG	APG	Blk	Stl	FG%	FT%
G	1	Wendell Green Jr.	5-11	175	So.	Detroit, Mich. (Eastern Kentucky)	17.0	6.0	3.0	0.0	0.5	.444	.750
G	12	Zep Jasper	6-0	185	Sr.	Augusta, Ga. (College of Charleston)	3.5	1.0	3.0	0.0	1.5	.200	.500
G	35	Devan Cambridge	6-6	210	Jr.	Nashville, Tenn. (Hillcrest Prep [Ariz.])	6.5	3.5	0.5	0.0	0.0	.385	1.000
F	10	Jabari Smith	6-10	220	Fr.	Tyrone, Ga. (Sandy Creek HS)	15.5	8.5	3.0	1.5	3.5	.556	.750
F/C	13	Walker Kessler	7-1	255	So.	Newnan, Ga. (North Carolina)	4.0	5.0	1.0	4.0	1.0	.400	.000
G	0	K.D. Johnson	6-0	204	So.	Atlanta, Ga. (Georgia)	15.0	2.5	1.5	0.0	2.0	.429	.750
F	5	Chris Moore	6-6	230	So.	West Memphis, Ark. (West Memphis HS)	10.0	2.5	1.0	0.0	0.0	.636	1.000
F	2	Jaylin Williams	6-8	230	So.	Nahunta, Ga. (Brantley County HS)	8.0	2.0	1.5	2.0	0.0	.700	1.000
C	44	Dylan Cardwell	6-11	256	So.	Augusta, Ga. (McEachern HS)	2.0	4.5	0.5	1.5	2.0	.500	.000
G	24	Lior Berman	6-4	215	Jr.	Birmingham, Ala. (Mountain Brook HS)	1.0	0.0	0.0	0.0	0.0	.333	.000
C	23	Babatunde Akingbola	6-10	245	Jr.	Ogun, Nigeria (McEachern HS [Ga.])	0.0	0.0	0.0	0.0	0.0	.000	.000

PROBABLE USF STARTERS (BASED ON LAST GAME)

Pos.	No.	Name	Ht.	Wt.	Cl.	Hometown (Last School)	PPG	RPG	APG	Blk	Stl	FG%	FT%
G	23	Caleb Murphy	6-4	185	Fr.	Youngstown, Ohio (Grayson HS)	9.7	2.3	3.7	0.3	1.7	44.0	53.8
G	24	Jamir Chaplin	6-5	200	So.	Norcross, Ga. (Meadowcreek HS)	8.3	4.3	1.3	1.0	0.7	38.5	75.0
G	1	Javon Greene	6-4	195	Sr.	McDonough, Ga. (George Mason)	7.0	6.0	1.3	0.0	1.3	36.8	80.0
F	5	Jake Boggs	6-7	200	So.	Charlotte, N.C. (UNCW)	6.7	5.3	1.0	0.0	0.7	40.0	1.000
C	54	Russel Tchewa	7-0	280	So.	Douala, Cameroon (Texas Tech)	7.3	7.0	2.0	0.7	0.3	41.2	66.7
F	3	DJ Patrick	6-6	200	Fr.	Powder Springs, Ga. (Triton College)	7.0	0.7	0.3	0.0	0.3	29.2	0.0
F	4	Jalyn McCreary	6-8	225	So.	Marietta, Ga. (South Carolina)	5.0	1.0	0.0	3.0	1.0	66.7	50.0
F	20	Sam Hines Jr.	6-6	215	Fr.	Marietta, Ga. (Denver University)	4.0	3.3	0.3	0.7	0.3	26.7	80.0

TV/RADIO CHART

(probable starters in orange)

	0	K.D. JOHNSON	<table border="1"> <thead> <tr> <th></th> <th>GP-GS</th> <th>PPG</th> <th>RPG</th> <th>APG</th> <th>FG%</th> <th>FT%</th> </tr> </thead> <tbody> <tr> <td>2021-22</td> <td>2-0</td> <td>15.0</td> <td>2.5</td> <td>1.5</td> <td>.429</td> <td>.750</td> </tr> <tr> <td>Career</td> <td>18-0</td> <td>13.7</td> <td>2.7</td> <td>1.2</td> <td>.423</td> <td>.626</td> </tr> </tbody> </table>		GP-GS	PPG	RPG	APG	FG%	FT%	2021-22	2-0	15.0	2.5	1.5	.429	.750	Career	18-0	13.7	2.7	1.2	.423	.626	<p>SO » G » 6-0 » 204 » Atlanta, Ga. » Georgia</p> <ul style="list-style-type: none"> • Dynamic SEC transfer averaging 13.5 points, 2.8 rebounds, 1.9 steals and 1.2 assists per game in 16 games played while at UGA last season. • Back-to-back double-figure games vs. MSU (12 pts) and ULM (18 pts). 	<p>Career-Highs</p> <p>Pts _____ 24 Reb _____ 7 Ast _____ 4 Stl _____ 4 Min _____ 29</p>
	GP-GS	PPG	RPG	APG	FG%	FT%																				
2021-22	2-0	15.0	2.5	1.5	.429	.750																				
Career	18-0	13.7	2.7	1.2	.423	.626																				
	1	WENDELL GREEN JR.	<table border="1"> <thead> <tr> <th></th> <th>GP-GS</th> <th>PPG</th> <th>RPG</th> <th>APG</th> <th>FG%</th> <th>FT%</th> </tr> </thead> <tbody> <tr> <td>2021-22</td> <td>2-2</td> <td>17.0</td> <td>6.0</td> <td>3.0</td> <td>.444</td> <td>.750</td> </tr> <tr> <td>Career</td> <td>31-27</td> <td>15.8</td> <td>3.6</td> <td>4.9</td> <td>.399</td> <td>.767</td> </tr> </tbody> </table>		GP-GS	PPG	RPG	APG	FG%	FT%	2021-22	2-2	17.0	6.0	3.0	.444	.750	Career	31-27	15.8	3.6	4.9	.399	.767	<p>SO » G » 5-11 » 175 » Detroit, Mich. » Eastern Kentucky</p> <ul style="list-style-type: none"> • 2020-21 CollegeInsider.com Kyle Macy Freshman All-America Team, All-ASUN First Team & ASUN All-Newcomer Team selection. • The Tigers' leading scorer averaging 17.0 ppg (career-high 7 rebs vs. ULM) 	<p>Career-Highs</p> <p>Pts _____ 30 Reb _____ 7 (3x) Ast _____ 15 Stl _____ 6 Min _____ 39</p>
	GP-GS	PPG	RPG	APG	FG%	FT%																				
2021-22	2-2	17.0	6.0	3.0	.444	.750																				
Career	31-27	15.8	3.6	4.9	.399	.767																				
	2	JAYLIN WILLIAMS	<table border="1"> <thead> <tr> <th></th> <th>GP-GS</th> <th>PPG</th> <th>RPG</th> <th>BPG</th> <th>FG%</th> <th>FT%</th> </tr> </thead> <tbody> <tr> <td>2021-22</td> <td>2-0</td> <td>8.0</td> <td>2.0</td> <td>2.0</td> <td>.700</td> <td>1.000</td> </tr> <tr> <td>Career</td> <td>43-27</td> <td>8.0</td> <td>3.6</td> <td>1.1</td> <td>.527</td> <td>.660</td> </tr> </tbody> </table>		GP-GS	PPG	RPG	BPG	FG%	FT%	2021-22	2-0	8.0	2.0	2.0	.700	1.000	Career	43-27	8.0	3.6	1.1	.527	.660	<p>SO » F » 6-8 » 230 » Nahunta, Ga. » Brantley County HS</p> <ul style="list-style-type: none"> • Inside outside threat for the Tigers averaging 10.9 points, 4.7 rebounds, 2.0 assists and 1.4 blocks per game last season. • Started all 27 games and was one of team's go-to options offensively. 	<p>Career-Highs</p> <p>Pts _____ 24 Reb _____ 11 Ast _____ 8 Blk _____ 5 Min _____ 37</p>
	GP-GS	PPG	RPG	BPG	FG%	FT%																				
2021-22	2-0	8.0	2.0	2.0	.700	1.000																				
Career	43-27	8.0	3.6	1.1	.527	.660																				
	5	CHRIS MOORE	<table border="1"> <thead> <tr> <th></th> <th>GP-GS</th> <th>PPG</th> <th>RPG</th> <th>APG</th> <th>FG%</th> <th>FT%</th> </tr> </thead> <tbody> <tr> <td>2021-22</td> <td>2-0</td> <td>10.0</td> <td>2.5</td> <td>0.5</td> <td>.636</td> <td>1.000</td> </tr> <tr> <td>Career</td> <td>27-0</td> <td>3.4</td> <td>2.1</td> <td>0.4</td> <td>.576</td> <td>.680</td> </tr> </tbody> </table>		GP-GS	PPG	RPG	APG	FG%	FT%	2021-22	2-0	10.0	2.5	0.5	.636	1.000	Career	27-0	3.4	2.1	0.4	.576	.680	<p>SO » F » 6-6 » 230 » West Memphis, Ark. » West Memphis HS</p> <ul style="list-style-type: none"> • Recorded a career-high 16 points off the bench against ULM on Nov. 12. Also saw a career-best 21 minutes of action versus the Warhawks. • Great finisher around the rim. 	<p>Career-Highs</p> <p>Pts _____ 16 Reb _____ 6 Ast _____ 2 (2x) Blk _____ 1 (6x) Min _____ 21</p>
	GP-GS	PPG	RPG	APG	FG%	FT%																				
2021-22	2-0	10.0	2.5	0.5	.636	1.000																				
Career	27-0	3.4	2.1	0.4	.576	.680																				
	10	JABARI SMITH	<table border="1"> <thead> <tr> <th></th> <th>GP-GS</th> <th>PPG</th> <th>RPG</th> <th>APG</th> <th>FG%</th> <th>FT%</th> </tr> </thead> <tbody> <tr> <td>2021-22</td> <td>2-2</td> <td>15.5</td> <td>8.5</td> <td>3.0</td> <td>.556</td> <td>.750</td> </tr> <tr> <td>Career</td> <td>2-2</td> <td>15.5</td> <td>8.5</td> <td>3.0</td> <td>.556</td> <td>.750</td> </tr> </tbody> </table>		GP-GS	PPG	RPG	APG	FG%	FT%	2021-22	2-2	15.5	8.5	3.0	.556	.750	Career	2-2	15.5	8.5	3.0	.556	.750	<p>FR » F » 6-10 » 220 » Tyrone, Ga. » Sandy Creek HS</p> <ul style="list-style-type: none"> • Blue chip freshman. The highest-rated player to sign in program history. (No. 4 player in the country in the Class of 2021 by Rivals). • Turned in his first career double-double with 23 pts and 10 rebs vs. ULM. 	<p>Career-Highs</p> <p>Pts _____ 23 Reb _____ 10 Ast _____ 4 Blk _____ 2 Min _____ 29</p>
	GP-GS	PPG	RPG	APG	FG%	FT%																				
2021-22	2-2	15.5	8.5	3.0	.556	.750																				
Career	2-2	15.5	8.5	3.0	.556	.750																				
	12	ZEP JASPER	<table border="1"> <thead> <tr> <th></th> <th>GP-GS</th> <th>PPG</th> <th>RPG</th> <th>APG</th> <th>FG%</th> <th>FT%</th> </tr> </thead> <tbody> <tr> <td>2021-22</td> <td>2-2</td> <td>3.5</td> <td>1.0</td> <td>3.0</td> <td>.200</td> <td>.500</td> </tr> <tr> <td>Career</td> <td>85-65</td> <td>8.4</td> <td>2.3</td> <td>1.8</td> <td>.412</td> <td>.839</td> </tr> </tbody> </table>		GP-GS	PPG	RPG	APG	FG%	FT%	2021-22	2-2	3.5	1.0	3.0	.200	.500	Career	85-65	8.4	2.3	1.8	.412	.839	<p>SR » G » 6-0 » 185 » Augusta, Ga. » Col. of Charleston</p> <ul style="list-style-type: none"> • 2020-21 All-Colonial Athletic Association Second Team and CAA All-Defensive Team selection averaging 15.6 ppg. Nicknamed the "Honey Badger" for his on-ball defense. • Tied career high with six assists vs. ULM. 	<p>Career-Highs</p> <p>Pts _____ 38 Reb _____ 7 (2x) Ast _____ 6 (2x) Stl _____ 3 (5x) Min _____ 42</p>
	GP-GS	PPG	RPG	APG	FG%	FT%																				
2021-22	2-2	3.5	1.0	3.0	.200	.500																				
Career	85-65	8.4	2.3	1.8	.412	.839																				
	13	WALKER KESSLER	<table border="1"> <thead> <tr> <th></th> <th>GP-GS</th> <th>PPG</th> <th>RPG</th> <th>BPG</th> <th>FG%</th> <th>FT%</th> </tr> </thead> <tbody> <tr> <td>2021-22</td> <td>2-2</td> <td>4.0</td> <td>5.0</td> <td>4.0</td> <td>.400</td> <td>.000</td> </tr> <tr> <td>Career</td> <td>31-2</td> <td>4.4</td> <td>3.4</td> <td>1.1</td> <td>.560</td> <td>.512</td> </tr> </tbody> </table>		GP-GS	PPG	RPG	BPG	FG%	FT%	2021-22	2-2	4.0	5.0	4.0	.400	.000	Career	31-2	4.4	3.4	1.1	.560	.512	<p>SO » F/C » 7-1 » 255 » Newnan, Ga. » North Carolina</p> <ul style="list-style-type: none"> • 2022 Kareem Abdul-Jabbar Center of the Year Watch List. • Set all-time ACC Tournament freshman record with eight blocks in a second-round win over Notre Dame at UNC last season. 	<p>Career-Highs</p> <p>Pts _____ 20 Reb _____ 12 Ast _____ 3 Blk _____ 8 Min _____ 25</p>
	GP-GS	PPG	RPG	BPG	FG%	FT%																				
2021-22	2-2	4.0	5.0	4.0	.400	.000																				
Career	31-2	4.4	3.4	1.1	.560	.512																				
	14	PRESTON COOK	<table border="1"> <thead> <tr> <th></th> <th>GP-GS</th> <th>PPG</th> <th>RPG</th> <th>BPG</th> <th>FG%</th> <th>FT%</th> </tr> </thead> <tbody> <tr> <td>2021-22</td> <td>2-0</td> <td>1.0</td> <td>0.5</td> <td>0.0</td> <td>1.000</td> <td>.000</td> </tr> <tr> <td>Career</td> <td>21-0</td> <td>0.5</td> <td>0.5</td> <td>0.0</td> <td>.385</td> <td>.000</td> </tr> </tbody> </table>		GP-GS	PPG	RPG	BPG	FG%	FT%	2021-22	2-0	1.0	0.5	0.0	1.000	.000	Career	21-0	0.5	0.5	0.0	.385	.000	<p>SR » G » 6-4 » 200 » Auburn, Ala. » Auburn HS</p> <ul style="list-style-type: none"> • Local product, who appeared in 9 games off the bench last season. • Earned a scholarship spot on this year's roster. 	<p>Career-Highs</p> <p>Pts _____ 2 (5x) Reb _____ 2 Ast _____ 2 Stl _____ 1 (2x) Min _____ 3 (2x)</p>
	GP-GS	PPG	RPG	BPG	FG%	FT%																				
2021-22	2-0	1.0	0.5	0.0	1.000	.000																				
Career	21-0	0.5	0.5	0.0	.385	.000																				
	22	ALLEN FLANIGAN	<table border="1"> <thead> <tr> <th></th> <th>GP-GS</th> <th>PPG</th> <th>RPG</th> <th>APG</th> <th>FG%</th> <th>FT%</th> </tr> </thead> <tbody> <tr> <td>2021-22</td> <td>-</td> <td>-</td> <td>-</td> <td>-</td> <td>-</td> <td>-</td> </tr> <tr> <td>Career</td> <td>58-30</td> <td>8.4</td> <td>4.0</td> <td>1.5</td> <td>.439</td> <td>.704</td> </tr> </tbody> </table>		GP-GS	PPG	RPG	APG	FG%	FT%	2021-22	-	-	-	-	-	-	Career	58-30	8.4	4.0	1.5	.439	.704	<p>JR » G » 6-6 » 220 » Little Rock, Ark. » Parkview Magnet HS</p> <ul style="list-style-type: none"> • 2021-22 Preseason All-SEC First Team selection. • Recovering from a successful procedure to repair his right Achilles. • Son of assistant coach and former AU All-SEC guard Wes Flanigan 	<p>Career-Highs</p> <p>Pts _____ 24 Reb _____ 10 Ast _____ 6 (2x) Blk _____ 1 (9x) Min _____ 37</p>
	GP-GS	PPG	RPG	APG	FG%	FT%																				
2021-22	-	-	-	-	-	-																				
Career	58-30	8.4	4.0	1.5	.439	.704																				
	23	"STRETCH" AKINGBOLA	<table border="1"> <thead> <tr> <th></th> <th>GP-GS</th> <th>PPG</th> <th>RPG</th> <th>BPG</th> <th>FG%</th> <th>FT%</th> </tr> </thead> <tbody> <tr> <td>2021-22</td> <td>1-0</td> <td>0.0</td> <td>0.0</td> <td>0.0</td> <td>.000</td> <td>.000</td> </tr> <tr> <td>Career</td> <td>41-0</td> <td>1.3</td> <td>1.8</td> <td>0.7</td> <td>.458</td> <td>.348</td> </tr> </tbody> </table>		GP-GS	PPG	RPG	BPG	FG%	FT%	2021-22	1-0	0.0	0.0	0.0	.000	.000	Career	41-0	1.3	1.8	0.7	.458	.348	<p>JR » C » 6-10 » 245 » Ogun, Nigeria » McEachern HS</p> <ul style="list-style-type: none"> • Selected to participate in the SEC Basketball Leadership Council in September. • Averaged 1.9 points, 2.6 rebounds, 0.9 blocks per game last season. 	<p>Career-Highs</p> <p>Pts _____ 7 Reb _____ 8 Ast _____ 2 Stl _____ 2 (2x) Min _____ 26</p>
	GP-GS	PPG	RPG	BPG	FG%	FT%																				
2021-22	1-0	0.0	0.0	0.0	.000	.000																				
Career	41-0	1.3	1.8	0.7	.458	.348																				
	24	LIOR BERMAN	<table border="1"> <thead> <tr> <th></th> <th>GP-GS</th> <th>PPG</th> <th>RPG</th> <th>APG</th> <th>FG%</th> <th>FT%</th> </tr> </thead> <tbody> <tr> <td>2021-22</td> <td>2-0</td> <td>1.0</td> <td>0.0</td> <td>0.0</td> <td>.333</td> <td>.000</td> </tr> <tr> <td>Career</td> <td>15-0</td> <td>1.0</td> <td>0.1</td> <td>0.0</td> <td>.313</td> <td>1.000</td> </tr> </tbody> </table>		GP-GS	PPG	RPG	APG	FG%	FT%	2021-22	2-0	1.0	0.0	0.0	.333	.000	Career	15-0	1.0	0.1	0.0	.313	1.000	<p>JR » G » 6-4 » 215 » Birmingham, Ala. » Mountain Brook HS</p> <ul style="list-style-type: none"> • Scored a career-high 6 pts at South Carolina last season (Jan. 23). • Teammates with Auburn sophomore guard Carter Sobera in high school. 	<p>Career-Highs</p> <p>Pts _____ 6 Reb _____ 1 (2x) Ast _____ - Stl _____ - Min _____ 7</p>
	GP-GS	PPG	RPG	APG	FG%	FT%																				
2021-22	2-0	1.0	0.0	0.0	.333	.000																				
Career	15-0	1.0	0.1	0.0	.313	1.000																				
	25	CHANDLER LEOPARD	<table border="1"> <thead> <tr> <th></th> <th>GP-GS</th> <th>PPG</th> <th>RPG</th> <th>APG</th> <th>FG%</th> <th>FT%</th> </tr> </thead> <tbody> <tr> <td>2021-22</td> <td>2-0</td> <td>1.5</td> <td>0.5</td> <td>0.0</td> <td>1.000</td> <td>.000</td> </tr> <tr> <td>Career</td> <td>5-0</td> <td>1.2</td> <td>0.4</td> <td>0.0</td> <td>.667</td> <td>.000</td> </tr> </tbody> </table>		GP-GS	PPG	RPG	APG	FG%	FT%	2021-22	2-0	1.5	0.5	0.0	1.000	.000	Career	5-0	1.2	0.4	0.0	.667	.000	<p>JR » G » 6-3 » 195 » Athens, Ala. » Athens HS</p> <ul style="list-style-type: none"> • Works hard defensively and is a great part of the scout team. 	<p>Career-Highs</p> <p>Pts _____ 3 Reb _____ 1 Ast _____ - Stl _____ - Min _____ 3</p>
	GP-GS	PPG	RPG	APG	FG%	FT%																				
2021-22	2-0	1.5	0.5	0.0	1.000	.000																				
Career	5-0	1.2	0.4	0.0	.667	.000																				
	33	CHASE MAASDORP	<table border="1"> <thead> <tr> <th></th> <th>GP-GS</th> <th>PPG</th> <th>RPG</th> <th>APG</th> <th>FG%</th> <th>FT%</th> </tr> </thead> <tbody> <tr> <td>2021-22</td> <td>2-0</td> <td>0.0</td> <td>0.0</td> <td>0.5</td> <td>.000</td> <td>.000</td> </tr> <tr> <td>Career</td> <td>15-0</td> <td>0.4</td> <td>0.2</td> <td>0.1</td> <td>.286</td> <td>.250</td> </tr> </tbody> </table>		GP-GS	PPG	RPG	APG	FG%	FT%	2021-22	2-0	0.0	0.0	0.5	.000	.000	Career	15-0	0.4	0.2	0.1	.286	.250	<p>SR » G » 6-0 » 170 » Lakewood Ranch, Fla. » Out-of-Door Academy</p> <ul style="list-style-type: none"> • Returns home to the Tampa-Sarasota area this weekend. • Veteran member on the team. 	<p>Career-Highs</p> <p>Pts _____ 4 Reb _____ 1 (3x) Ast _____ 1 Blk _____ - Min _____ 4</p>
	GP-GS	PPG	RPG	APG	FG%	FT%																				
2021-22	2-0	0.0	0.0	0.5	.000	.000																				
Career	15-0	0.4	0.2	0.1	.286	.250																				
	35	DEVAN CAMBRIDGE	<table border="1"> <thead> <tr> <th></th> <th>GP-GS</th> <th>PPG</th> <th>RPG</th> <th>BPG</th> <th>FG%</th> <th>FT%</th> </tr> </thead> <tbody> <tr> <td>2021-22</td> <td>2-2</td> <td>6.5</td> <td>3.5</td> <td>0.0</td> <td>.385</td> <td>1.000</td> </tr> <tr> <td>Career</td> <td>60-21</td> <td>6.4</td> <td>2.9</td> <td>0.4</td> <td>.392</td> <td>.515</td> </tr> </tbody> </table>		GP-GS	PPG	RPG	BPG	FG%	FT%	2021-22	2-2	6.5	3.5	0.0	.385	1.000	Career	60-21	6.4	2.9	0.4	.392	.515	<p>JR » G » 6-6 » 210 » Nashville, Tenn. » Hillcrest Prep</p> <ul style="list-style-type: none"> • Appeared in all 27 games last season and earned 19 starts. • Started and played in back-to-back games with 11 points on 4-of-7 shooting from the field in the season opener against Morehead State on Nov. 9. 	<p>Career-Highs</p> <p>Pts _____ 26 Reb _____ 10 Ast _____ 3 Stl _____ 3 (3x) Min _____ 38</p>
	GP-GS	PPG	RPG	BPG	FG%	FT%																				
2021-22	2-2	6.5	3.5	0.0	.385	1.000																				
Career	60-21	6.4	2.9	0.4	.392	.515																				
	44	DYLAN CARDWELL	<table border="1"> <thead> <tr> <th></th> <th>GP-GS</th> <th>PPG</th> <th>RPG</th> <th>BPG</th> <th>FG%</th> <th>FT%</th> </tr> </thead> <tbody> <tr> <td>2021-22</td> <td>2-0</td> <td>2.0</td> <td>4.5</td> <td>1.5</td> <td>.500</td> <td>.000</td> </tr> <tr> <td>Career</td> <td>29-0</td> <td>3.7</td> <td>3.7</td> <td>0.7</td> <td>.692</td> <td>.571</td> </tr> </tbody> </table>		GP-GS	PPG	RPG	BPG	FG%	FT%	2021-22	2-0	2.0	4.5	1.5	.500	.000	Career	29-0	3.7	3.7	0.7	.692	.571	<p>SO » C » 6-11 » 256 » Augusta, Ga. » McEachern HS</p> <ul style="list-style-type: none"> • Shot a team-best 70.5 percent from the floor last season. • Wants people to call him "RED" this year (which stands for Rebounding, Energy and Defense). 	<p>Career-Highs</p> <p>Pts _____ 10 Reb _____ 8 Ast _____ 3 Blk _____ 2 (6x) Min _____ 29</p>
	GP-GS	PPG	RPG	BPG	FG%	FT%																				
2021-22	2-0	2.0	4.5	1.5	.500	.000																				
Career	29-0	3.7	3.7	0.7	.692	.571																				

2021-22 NUMERICAL ROSTER

No.	Name	Pos.	Ht.	Wt.	Cl.	Hometown (Last School)
0	K.D. Johnson	G	6-0	204	So.	Atlanta, Ga. (Georgia)
1	Wendell Green Jr.	G	5-11	175	So.	Detroit, Mich. (Eastern Kentucky)
2	Jaylin Williams	F	6-8	230	So.	Nahunta, Ga. (Brantley County HS)
5	Chris Moore	F	6-6	230	So.	West Memphis, Ark. (West Memphis HS)
10	Jabari Smith	F	6-10	220	Fr.	Tyrone, Ga. (Sandy Creek HS)
12	Zep Jasper	G	6-0	185	Sr.	Augusta, Ga. (College of Charleston)
13	Walker Kessler	F/C	7-1	255	So.	Newnan, Ga. (North Carolina)
14	Preston Cook	G	6-4	200	Sr.	Auburn, Ala. (Auburn HS)
20	Carter Sobera	G	6-5	200	So.	Birmingham, Ala. (Mountain Brook HS)
21	Ty Cressman	F	6-7	237	So.	Greensboro, N.C. (Bishop McGuinness HS)
22	Allen Flanigan	G	6-6	220	Jr.	Little Rock, Ark. (Parkview Magnet HS)
23	Babatunde Akingbola	C	6-10	245	Jr.	Ogun, Nigeria (McEachern HS [Ga.])
24	Lior Berman	G	6-4	215	Jr.	Birmingham, Ala. (Mountain Brook HS)
25	Chandler Leopard	G	6-3	195	Jr.	Athens, Ala. (Athens HS)
31	Michael Whitmore	G	5-10	160	Fr.	College Park, Ga. (Lee University [Tenn.])
33	Chase Maasdorp	G	6-0	170	Sr.	Lakewood Ranch, Fla. (The Out-of-Door Academy)
35	Devan Cambridge	G	6-6	210	Jr.	Nashville, Tenn. (Hillcrest Prep [Ariz.])
44	Dylan Cardwell	C	6-11	256	So.	Augusta, Ga. (McEachern HS)

Head Coach: Bruce Pearl (8th Season)
 Assistant Coach: Ira Bowman (4th Season)
 Assistant Coach: Wes Flanigan (4th Season)
 Assistant Coach: Steven Pearl (8th Season)
 Director of Operations/Chief of Staff: Chad Prewett (8th Season)
 Recruiting Coordinator/Assistant to the Head Coach: Mike Burgomaster (6th Season)
 Athletic Trainer: Clark Pearson (12th Season)
 Strength & Conditioning Coach: Damon Davis (12th Season)
 Director of Player Development: Marquis Daniels (3rd Season)
 Video Coordinator: Ian Borders (4th Season)

2021-22 ALPHABETICAL ROSTER

No.	Name	Pos.	Ht.	Wt.	Cl.	Hometown (Last School)
23	Babatunde Akingbola	C	6-10	245	Jr.	Ogun, Nigeria (McEachern HS [Ga.])
24	Lior Berman	G	6-4	215	Jr.	Birmingham, Ala. (Mountain Brook HS)
35	Devan Cambridge	G	6-6	210	Jr.	Nashville, Tenn. (Hillcrest Prep [Ariz.])
44	Dylan Cardwell	C	6-11	256	So.	Augusta, Ga. (McEachern HS)
14	Preston Cook	G	6-4	200	Sr.	Auburn, Ala. (Auburn HS)
21	Ty Cressman	F	6-7	237	So.	Greensboro, N.C. (Bishop McGuinness HS)
22	Allen Flanigan	G	6-6	220	Jr.	Little Rock, Ark. (Parkview Magnet HS)
1	Wendell Green Jr.	G	5-11	175	So.	Detroit, Mich. (Eastern Kentucky)
12	Zep Jasper	G	6-0	185	Sr.	Augusta, Ga. (College of Charleston)
0	K.D. Johnson	G	6-0	204	So.	Atlanta, Ga. (Georgia)
13	Walker Kessler	F/C	7-1	255	So.	Newnan, Ga. (North Carolina)
25	Chandler Leopard	G	6-3	195	Jr.	Athens, Ala. (Athens HS)
33	Chase Maasdorp	G	6-0	170	Sr.	Lakewood Ranch, Fla. (The Out-of-Door Academy)
5	Chris Moore	F	6-6	230	So.	West Memphis, Ark. (West Memphis HS)
20	Carter Sobera	G	6-5	200	So.	Birmingham, Ala. (Mountain Brook HS)
10	Jabari Smith	F	6-10	220	Fr.	Tyrone, Ga. (Sandy Creek HS)
31	Michael Whitmore	G	5-10	160	Fr.	College Park, Ga. (Lee University [Tenn.])
2	Jaylin Williams	F	6-8	230	So.	Nahunta, Ga. (Brantley County HS)

ROSTER BY CLASS

Freshmen (2) - Jabari Smith and Michael Whitmore

Sophomores (8) - Dylan Cardwell, Ty Cressman, Wendell Green Jr., K.D. Johnson, Walker Kessler, Chris Moore, Carter Sobera and Jaylin Williams

Juniors (5) - Babatunde Akingbola, Lior Berman, Devan Cambridge, Allen Flanigan and Chandler Leopard

Seniors (3) - Preston Cook, Zep Jasper and Chase Maasdorp

PRONUNCIATION GUIDE

BABATUNDE AKINGBOLA
 bah-bah-TOON-day AH-king-boh-luh
 LIOR Berman LEE-oar
 DEVAN Cambridge DEV-in
 JAYLIN Williams JAY-lynn

QUICK FACTS

UNIVERSITY INFORMATION

Location _____ Auburn, Ala.
 Founded _____ 1856
 Enrollment _____ 30,737
 Nickname _____ Tigers
 Colors _____ Burnt Orange and Navy Blue
 Conference _____ Southeastern (SEC)

ADMINISTRATION

President _____ Dr. Jay Gogue
 Director of Athletics _____ Allen Greene
 Athletics Phone _____ 855-282-2010

BASKETBALL STAFF INFORMATION

Head Coach _____ Bruce Pearl
 Alma Mater _____ Boston College '82
 Career Record _____ 602-237 (.718)
 Seasons _____ 27
 Record at Auburn _____ 140-92 (.603)
 Seasons _____ 8
 Assistant Coach _____ Ira Bowman
 Alma Mater _____ Penn '96
 Assistant Coach _____ Wes Flanigan
 Alma Mater _____ Auburn '97
 Assistant Coach _____ Steven Pearl
 Alma Mater _____ Tennessee '10
 Director of Operations _____ Chad Prewett
 Alma Mater _____ Troy State '94
 Assistant Director of Ops _____ Mike Burgomaster
 Alma Mater _____ Miami '16
 Athletic Trainer _____ Clark Pearson
 Alma Mater _____ Kentucky '96
 Strength & Conditioning Coach _____ Damon Davis
 Alma Mater _____ Western Illinois '03
 Director of Player Development _____ Marquis Daniels
 Alma Mater _____ Auburn '03
 Video Coordinator _____ Ian Borders
 Alma Mater _____ Louisville '07

PROGRAM INFORMATION

First Year of Basketball _____ 1905-06
 All-Time Record _____ 1407-1226-1 (.534)
 All-Time SEC Record _____ 629-759 (.453)
 SEC Championships _____ 3 (1960, 1999, 2018)
 SEC Tournament Titles _____ 2 (1985, 2019)
 NCAA Tournament Appearances _____ 10
 NCAA Tournament Record _____ 17-10
 All-Americans _____ 13
 All-SEC Selections _____ 93

TEAM INFORMATION

2020-21 Record _____ 13-14
 SEC Record / Finish _____ 7-11 / 2nd
 Home / Away / Neutral _____ 8-5 / 3-8 / 2-1
 Associated Press Final Ranking _____ N/A
 USA Today Final Ranking _____ N/A
 Letterwinners Returning / Lost _____ 12 / 6
 Starters Returning / Lost _____ 3 / 2
 Newcomers _____ 6

ATHLETICS COMMUNICATIONS

Associate AD _____ Kirk Sampson
 Director of Communications (MBB Contact)
 _____ Marlene Navor
 Cell _____ 334-750-2381
 E-Mail _____ mnavor@auburn.edu

SOCIAL MEDIA

@AuburnMBB _____ #WarEagle

BRUCE PEARL

Head Coach

8th year at Auburn • 140-92
27th year overall • 602-237



- 7 National Coach of the Year Awards, 2006 Basketball Times, CBSsportsline, Sporting News National Coach of the Year
- 2006 & 2008 AP SEC Coach of the Year, 2008 SEC Co-Coach of the Year
- 2008 Rupp Cup Co-winner
- Has advanced to postseason play in 20 of 26 years as a head coach. In 2019-20, had a second-place finish in the SEC with a 25-6 record, including 12-6 in league play, that would be 21 of 25 years in the postseason not been canceled due to COVID
- Set single-season wins records at four different schools (29 at Southern Indiana in 1995; 26 at Wisconsin-Milwaukee in 2005; 31 at Tennessee in 2008; 30 at Auburn in 2019)
- Pearl has achieved a top-5 national ranking at Southern Indiana, Tennessee and Auburn. He has been in the top five in 10 seasons (1994-2001 at Southern Indiana, 2007-08 at Tennessee, 2019-20 at Auburn)
- Bruce Pearl's teams have led their conference in scoring 17 of the 26 years that he has been a head coach. His squads were the SEC's scoring champion in four of his six seasons at Tennessee, averaging 77.4 ppg while allowing 70.5 ppg
- One of 12 coaches to lead three different DI programs to the Sweet 16, joining Rick Barnes, Gene Bartow, John Calipari, Lon Kruger, Frank McGuire, Ralph Miller, Rick Pitino, Bill Self, Tubby Smith, Eddie Sutton and Bruce Weber. Including his stint at DII Southern Indiana, Pearl is one of only three coaches to take four programs (with three at the DI level) to the Sweet 16, joining Lon Kruger and Eddie Sutton
- With the win over Kentucky that sent Auburn to its first Final Four in program history, Pearl notched his 100th win as head coach of the Tigers. He is the first coach in Auburn history to have 100 wins in his first five seasons
- Bruce Pearl is the 11th coach in SEC history to win four conference crowns (overall or division) in a 10-year span. He is on the same list as Adolph Rupp (UK), Babe McCarthy (MSU), Billy Donovan (UF), Dale Brown (LSU), Joe Hall (UK), John Calipari (UK), Nolan Richardson (ARK), Rick Pitino (UK), Rick Stansbury (MSU) and Tubby Smith (UK)
- Auburn sold out of season tickets for the seventh consecutive year in 2021-22 (excluding COVID restricted seating season of 2020-21), all under Pearl, to continue the school record streak. Prior to Pearl, the only other time the Tigers sold out of season tickets came was 1999-2000
- In 26 full years as a head coach, Bruce Pearl's teams have finished either first or second in conference play 17 times
- At the Division I level, Pearl's teams have topped the 100-point mark 22 times, including a high of 124 in 2009 as well as 121 in the 2007 NCAA Tournament. In his second year as a coach at Southern Indiana the team averaged 101.7 ppg
- In the past five seasons, Auburn has the best non-conference record in the SEC during the regular season at 53-7 (.883), while scheduling regular NCAA Tournament teams in Arizona, Davidson, Dayton, Duke, Iowa State, Middle Tennessee, Murray State, Oklahoma, Texas Tech, UConn and Xavier
- His teams have been just as successful off the court as Auburn has had 32 graduates in six years – the most in the SEC. In 2018, Auburn received an Academic Progress Rate Public Recognition Award marking the first time the Tigers have been honored since the award began tracking data in 2004. The NCAA annually honors teams earning multiyear Academic Progress Rates in the top 10 percent of all squads in each sport

HEAD COACHING RECORD

Year	School	Record	Postseason
1992-93	Southern Indiana	22-7	NCAA Region 3rd Place
1993-94	Southern Indiana	28-4	NCAA Runner-Up
1994-95	Southern Indiana	29-4	NCAA Champions
1995-96	Southern Indiana	25-4	NCAA Sweet 16
1996-97	Southern Indiana	23-5	NCAA First Round
1997-98	Southern Indiana	27-6	NCAA Sweet 16
1998-99	Southern Indiana	26-6	NCAA Sweet 16
1999-00	Southern Indiana	25-6	NCAA Sweet 16
2000-01	Southern Indiana	26-4	NCAA First Round
	Total	231-46	
2001-02	Milwaukee	16-13	-
2002-03	Milwaukee	24-8	NCAA First Round
2003-04	Milwaukee	20-11	NIT First Round
2004-05	Milwaukee	26-6	NCAA Sweet 16
	Total	86-38	
2005-06	Tennessee	22-8	NCAA Second Round
2006-07	Tennessee	24-11	NCAA Sweet 16
2007-08	Tennessee	31-5	NCAA Sweet 16
2008-09	Tennessee	21-13	NCAA First Round
2009-10	Tennessee	28-9	NCAA Elite Eight
2010-11	Tennessee	19-15	-
	Total	145-61	
2014-15	Auburn	15-20	-
2015-16	Auburn	11-20	-
2016-17	Auburn	18-14	-
2017-18	Auburn	26-8	NCAA Second Round
2018-19	Auburn	30-10	NCAA Final Four
2019-20	Auburn	25-6	(Canceled)
2020-21	Auburn	13-14	
2021-22	Auburn	2-0	
	Total	140-92	
	Career	602-237	

- Auburn recently secured its fourth perfect APR score of 1,000 in mid-May, something that has never been accomplished in program history
- In the past five years, Auburn men's basketball has averaged an APR of 995 (out of 1,000). In the previous four seasons before Pearl and his staff arrived, Auburn's APR average score was 940
- Pearl started AUTLIVE at Auburn in 2015-16 to benefit cancer patients in the fight to beat cancer. AUTLIVE raises the awareness of cancer prevention and detection while t-shirt sales and donations raise money to benefit cancer patients. He initiated the OUTLIVE program in 2009 at Tennessee in recognition of former Vol Chris Lofton, who beat testicular cancer through early diagnosis and treatment and went on to play the entire 2007-08 season while recovering from his battle with the disease
- On Dec. 19, 2019, Children's Harbor in Birmingham, Ala. dedicated their on-site basketball court in honor of the charitable work done by Coach Pearl and the Pearl family over the last six years.
- Bruce Pearl has raised over \$1.2 million in only six golf tournaments at Auburn. Pearl and his wife, Brandy, have remarkably raised \$770,000 in the last three years benefitting Children's Harbor in Birmingham through the Bruce Pearl Fore the Children Golf Classic. The mission of Children's Harbor is to help children with serious illness and their families
- The Bruce Pearl Family Foundation in conjunction with L5 Foundation, an organization dedicated to addressing the essential and basic needs of cancer patients, donated \$20,000 to five charities in a ceremony in Knoxville in August 2015
- The Pearl family announced on Feb. 27, 2007, a \$100,000 donation to endow a scholarship in the name of former Tennessee player Dane Bradshaw. The Dane Bradshaw Athletic Scholarship Endowment is awarded to the male or female student-athlete at UT who best epitomizes the characteristics of the 2006-07 senior captain

TOP PERFORMANCES UNDER PEARL AT AUBURN

MOST POINTS TEAM

- 119, vs. Northwestern State (Nov. 27, 2015)
119, vs. Winthrop (Nov. 24, 2017)
- 117, vs. Coastal Carolina (Dec. 15, 2016)
- 116, vs. CSUN (Nov. 15, 2019)
- 105, vs. Louisiana (Nov. 21, 2014)

MOST POINTS INDIVIDUAL

- 34, Bryce Brown vs. Dayton (Dec. 8, 2018)
- 33, Samir Doughty vs. CSUN (Nov. 15, 2019)
- 32, Samir Doughty at Tennessee (Mar. 7, 2020)
- 31, Bryce Brown vs. Norfolk State (Nov. 10, 2017)
31, Mustapha Heron vs. Winthrop (Nov. 24, 2017)
31, Jared Harper at UAB (Dec. 15, 2018)

MOST REBOUNDS TEAM

- 66, vs. Mississippi College (Nov. 14, 2018)
- 60, vs. Alabama (Feb. 12, 2020)
- 52, vs. Gardner-Webb (Dec. 6, 2017)
52, vs. CSUN (Nov. 15, 2019)
- 51, vs. Eastern Kentucky (Nov. 17, 2016)
51, at UConn (Dec. 23, 2016)

MOST REBOUNDS INDIVIDUAL

- 19, Cinmeon Bowers at Middle Tennessee (Dec. 12, 2015)
- 18, Cinmeon Bowers vs. Alabama (Jan. 19, 2016)
18, Cinmeon Bowers vs. Ole Miss (Feb. 20, 2016)
- 17, Cinmeon Bowers vs. Milwaukee (Nov. 14, 2014)
17, Cinmeon Bowers vs. Winthrop (Dec. 17, 2014)
17, Cinmeon Bowers vs. Mississippi State (Jan. 21, 2015)
17, Horace Spencer vs. Mississippi College (Nov. 14, 2018)
17, Austin Wiley vs. Alabama (Feb. 12, 2020)

MOST 3-POINTERS TEAM

- 21, vs. Coastal Carolina (Dec. 15, 2016)
- 18, vs. South Alabama (Nov. 6, 2018)
18, vs. LSU (Feb. 8, 2020)
- 17, vs. Northwestern State (Nov. 27, 2015)
17, vs. Vanderbilt (Feb. 3, 2018)
17, vs. Arkansas (Feb. 20, 2019)
17, vs. North Carolina (Mar. 29, 2019)
17, vs. CSUN (Nov. 15, 2019)

MOST 3-POINTERS INDIVIDUAL

- 9, Bryce Brown at Arkansas (Feb. 17, 2016)
- 8, Kareem Canty at Middle Tennessee (Dec. 12, 2015)
8, Bryce Brown vs. South Carolina (Mar. 3, 2018)
8, Samir Doughty at Tennessee (Mar. 7, 2020)
- 7, KT Harrell vs. Coastal Carolina (Dec. 5, 2014)
7, Bryce Brown at Ole Miss (Jan. 9, 2019)
7, Bryce Brown vs. Kansas (Mar. 23, 2019)

MOST FT MADE TEAM

- 33, vs. Kentucky (Feb. 1, 2020)
- 31, vs. Arkansas (Feb. 10, 2015)
31, at Arkansas - Feb. 27, 2018)
- 30, at South Carolina (Feb. 17, 2018)
30, at Missouri (Feb. 15, 2020)

MOST FT MADE INDIVIDUAL

- 15, KT Harrell vs. Georgia (Mar. 3, 2015)
15, Jared Harper at UAB (Dec. 15, 2018)
- 14, Jared Harper vs. Ole Miss (Jan. 7, 2017)
14, Samir Doughty vs. Kentucky (Feb. 1, 2020)
- 12, Desean Murray vs. Ole Miss (Jan. 9, 2018)
12, Jared Harper vs. South Carolina (Mar. 15, 2019)

MOST FT ATTEMPTED TEAM

- 46, at Missouri (Feb. 15, 2020)
- 44, vs. Kentucky (Feb. 1, 2020)
- 42, vs. Eastern Kentucky (Nov. 17, 2016)

- 42, vs. Alabama (Jan. 21, 2017)
- 40, vs. Arkansas (Feb. 10, 2015)
40, vs. Alabama (Jan. 19, 2016)

MOST FT ATTEMPTED INDIVIDUAL

- 18, Cinmeon Bowers vs. Missouri (Jan. 10, 2015)
18, KT Harrell vs. LSU (Mar. 13, 2015)
18, Austin Wiley vs. Alabama (Jan. 21, 2017)
- 17, Jared Harper vs. Ole Miss (Jan. 7, 2017)
- 16, Cinmeon Bowers vs. LSU (Feb. 2, 2016)
16, Jared Harper at UAB (Dec. 15, 2018)

MOST ASSISTS TEAM

- 27, vs. CSUN (Nov. 15, 2019)
- 25, vs. Saint Peter's (Nov. 28, 2018)
- 24, vs. South Alabama (Nov. 6, 2018)
- 23, vs. Northwestern State (Nov. 27, 2015)
23, vs. USC Upstate (Nov. 29, 2016)
23, at TCU (Jan. 28, 2017)
23, vs. North Florida (Dec. 29, 2018)

MOST ASSISTS INDIVIDUAL

- 16, J'Von McCormick vs. CSUN (Nov. 15, 2019)
- 14, Jared Harper vs. Vanderbilt (Feb. 3, 2018)
- 13, Jared Harper vs. South Alabama (Nov. 6, 2018)
- 13, Jared Harper vs. North Carolina (Mar. 29, 2019)
- 10, Kareem Canty vs. Northwestern State (Nov. 27, 2015)
10, Jared Harper vs. Gardner-Webb (Dec. 6, 2017)
10, Jared Harper vs. Murray State (Dec. 22, 2018)
10, Jared Harper vs. North Florida (Dec. 29, 2018)
10, J'Von McCormick vs. Texas A&M (Mar. 4, 2020)

MOST STEALS TEAM

- 20, vs. North Florida (Dec. 29, 2018)
- 18, vs. Tennessee (Feb. 22, 2020)
- 16, vs. Saint Peter's (Nov. 28, 2018)
- 14, vs. Georgia (Jan. 20, 2018)
14, vs. Alabama (Feb. 21, 2018)
14, vs. Mississippi College (Nov. 14, 2018)
14, vs. Florida (Mar. 16, 2019)
14, vs. Tennessee (Mar. 17, 2019)
14, vs. New Mexico (Nov. 25, 2019)

MOST STEALS INDIVIDUAL

- 5, K.C. Ross-Miller vs. Oregon State (Nov. 26, 2014)
5, K.C. Ross-Miller vs. Middle Tennessee (Dec. 29, 2014)
5, Antoine Mason at LSU (Feb. 5, 2015)
5, Malik Dunbar vs. UNC Asheville (Dec. 4, 2018)
5, Chuma Okeke vs. Murray State (Dec. 22, 2018)
5, Chuma Okeke vs. North Florida (Dec. 29, 2018)
5, J'Von McCormick vs. Tennessee (Feb. 22, 2020)

MOST BLOCKS TEAM

- 12, at Missouri (Jan. 10, 2017)
- 12, vs. UNC Asheville (Dec. 4, 2018)
- 11, vs. Boston College (Dec. 12, 2016)
11, vs. CSUN (Nov. 15, 2019)
- 10, vs. Gardner-Webb (Dec. 6, 2017)
10, at Murray St. (Dec. 19, 2017)
10, vs. Cornell (Dec. 30, 2017)
10, vs. ULM (Nov. 12, 2021)

MOST BLOCKS INDIVIDUAL

- 7, Horace Spencer at Arkansas (Feb. 17, 2016)
- 6, Horace Spencer vs. Oklahoma State (Jan. 30, 2016)
6, Horace Spencer vs. Boston College (Dec. 12, 2016)
6, Anfernee McLemore vs. Gardner-Webb (Dec. 6, 2017)
6, Anfernee McLemore at Missouri (Jan. 24, 2018)
6, Anfernee McLemore vs. Lehigh (Dec. 21, 2019)

A LOOK AT USF

» Auburn is part of a five-game homestand for the Bulls, who defeated North Carolina A&T on Monday, 56-54. USF's roster includes 10 newcomers – eight transfers and two true freshmen. Freshman point guard Caleb Murphy is the team's leading scorer (9.7 ppg) and top playmaker (3.7 apg). He was selected to The American All-Freshman Team a year ago. The Bulls boast the No. 21-ranked scoring defense in the nation, holding opponents to 53.7 points per game.

AUBURN VS. USF SERIES

» Auburn leads 5-1 in the all-time series with USF. Both teams will have now met three times in the last decade (2010, 2011 and 2021), after previously only playing each other in the mid-to-late 70s.

AN AUBURN WIN WOULD...

» Give the Tigers' its 63rd win against an opponent hailing from The American Athletic Conference. They are 62-42 (.596) all-time versus AAC opponents.
 » First road win at USF since a 74-56 victory on Dec. 15, 1979. AU previously lost a road contest on the Bulls' home court in 2010 (L, 49-61).

PRESEASON HONORS AND WATCH LIST

» A pair of Tigers appear on some of the nation's top watch lists. Freshman Jabari Smith is a member of the John Wooden Preseason Top 50 Watch List which identifies 50 players for national player of the year and all-America honors. Smith also is on the Karl Malone Award Watch List which is presented each year to the country's top power forward. Sophomore center Walker Kessler is on the Kareem Abdul-Jabbar

Award Watch List, given annually to the nation's top center.

» Allen Flanigan was named to the Coaches' Preseason All-SEC first team while Jabari Smith was named to the second team. Smith, the highest rated player ever signed at Auburn, was the only freshman to be voted on either team.

TRACKING THE TIGERS

» Auburn has the best overall record in the SEC since 2017 (95-38).
 » From 2017-20, Auburn was one of four major programs to win at least 25 programs each year joining Duke, Kansas and Kentucky.
 » Made its first NCAA Final Four appearance in 2019.
 » Auburn has graduated 32 players in the last five years, the most of any SEC program.
 » Auburn's 4 NBA Draft picks in last three years is tied for seventh most nationally and third in the Southeastern Conference.
 » The four draft picks in last three years are the most for Auburn in the modern draft era (Chuma Okeke, Isaac Okoro, JT Thor, Sharife Cooper).
 » Auburn one of two programs in the country to beat Kentucky in each of the last four years.
 » Bruce Pearl won his 600th career game in his last regular season game of the 2020-21 season.
 » Bruce Pearl is second among active SEC coaches in winning percentage as a head coach (.718).

35 IN A ROW

» Auburn has won 35 consecutive non-conference games at Auburn Arena. It's last non-conference home loss was Jan. 20, 2016 vs. Oklahoma State (63-74). Bruce Pearl is 46-3 at Auburn in non-conference home games.

PLAYER TO WATCH: JABARI SMITH

In just his second career game as a Tiger, freshman forward Jabari Smith recorded his first career double-double with a game-high 23 points on 7-of-12 shooting from the field including three triples versus ULM on Nov. 12. He also grabbed 10 rebounds, made two blocked shots and had four of the team's nine steals against the Warhawks. For the week, he helped Auburn to a 2-0 start to the season with wins over Morehead State (77-54) on Nov. 9 and ULM (93-65) on Nov. 12. Smith made his first collegiate start versus the Eagles registering eight points, seven rebounds and four assists in his debut. He is currently the Tigers' second-leading scorer averaging 15.5 points per game, while tops in rebounding (8.5 rpg) and steals (3.50 avg.).



TALE OF THE TAPE



Scoring Offense _____	85.0	57.3
Scoring Defense _____	59.5	53.7
Scoring Margin _____	+25.5	+3.7
Field Goal Pct. _____	.473	.365
Field Goal Pct. Def. _____	.395	.396
3-pt. FG Per Game _____	9.5	5.0
3-pt. FG Pct. _____	.339	.227
3-pt. FG Pct. Def. _____	.263	.234
Free Throw Pct. _____	.744	.647
Free Throws Made _____	14.5	11.0
Rebounds _____	37.0	38.3
Rebound Margin _____	+2.5	+3.3
Assists _____	15.0	13.0
Assist/Turnover Ratio _____	1.9	1.1
Turnover Margin _____	+8.5	+2.3
Steals _____	10.5	7.0
Blocks _____	9.0	3.7

SERIES HISTORY

Date	H/A/N	Result
Dec. 2, 1974 _____	H _____	W, 77 52
Dec. 13, 1975 _____	A _____	W, 79 78
Dec. 3, 1977 _____	H _____	W, 71 54
Dec. 15, 1979 _____	A _____	W, 74 56
Dec. 15, 2010 _____	A _____	L, 49 61
Dec. 14, 2011 _____	H _____	W, 52 40

FLANIGAN OUT

» Auburn junior guard Allen Flanigan had a successful procedure in early September to repair his right Achilles after suffering a non-basketball related trauma. Flanigan's surgery was performed at the Andrews Sports Medicine & Orthopedic Center at St. Vincent's Hospital in Birmingham. The SEC's fourth leading returning scorer, Flanigan is expected to miss 12-14 weeks.
 » As a sophomore in 2020-21, Flanigan averaged 14.3 points, 5.5 rebounds and 2.9 assists while starting in all 27 games. The most improved scorer in the SEC last season, Flanigan was one of three players in the league to average 14.0 points, 5.0 rebounds and 2.5 assists per game.

SEC IN STRETCH

» Babatunde "Stretch" Akingbola represented Auburn at this year's Southeastern Conference Basketball Leadership Council that was held in September. The council consisted of one male representative and one female representative from each of the SEC's 14 institutions. The goal of the leadership council is for student-athletes to serve as a conduit of communication from their teams to the conference office on issues related to student-athlete experience, student-athlete wellness, and to provide feedback on proposed rules governing the SEC and NCAA.

NABC TABS TIGERS FOR ACADEMICS

» The 2020-21 Auburn men's basketball team was named a recipient of the National Association of Basketball Coaches (NABC) Team Academic Excellence Award. The award, created by the NABC Committee on Academics, recognizes outstanding academic achievement by a team with a cumulative grade point average (GPA) of 3.0 or better. The Tigers earned the award for the first time since its inception in 2013 and were one of only two Southeastern Conference teams to garner recognition, in addition to Tennessee.

PEARL RISING IN SEC RECORD BOOK

» Through his tenures as head coach at two SEC schools - Auburn and Tennessee - Bruce Pearl is among the top 15 coaches in conference history in terms of wins at SEC schools only and SEC regular season wins. Below is where he stands in the SEC coaching ranks all-time:

By Victories (SEC Schools Only)

- 8. Tubby Smith _____ UGA/UK _____ 308
- 9. Joe B. Hall _____ UK _____ 297
Hugh Durham _____ UGA _____ 297
- 11. Rick Stansbury _____ MSU _____ 293
- 12. Bruce Pearl _____ AU/UT _____ 290
- 13. Ray Mears _____ UT _____ 278
Roy Skinner _____ VU _____ 278
- 15. Wimp Sanderson _____ UA _____ 265
John Mauer _____ UK/UT/UF _____ 265

SEC Regular Season Games

- 12. Kevin Stallings _____ VU _____ 138
- 13. Wimp Sanderson _____ UA _____ 132
- 14. Norm Sloan _____ UF _____ 126
- 15. Bruce Pearl _____ AU/UT _____ 124
Joel Eaves _____ AU _____ 124
- 17. Rick Stansbury _____ MS _____ 122
- 18. Hank Crisp _____ UA _____ 112
- 19. Don DeVoe _____ UT/UF _____ 110

AUBURN VS. TOP-25 OPPONENTS

» Auburn is 72-217 against teams from the AP Top 25 all-time, posting a 12-11 mark over the last four seasons against ranked opponents. Three years ago, the Tigers set a program record by defeating six top-25 teams, including five in a row from the SEC Tournament title to a trip to the Final Four.

AUBURN AS A RANKED TEAM

» Auburn enters 2021-22 ranked No. 22 in the preseason Associated Press Top 25 poll, marking the seventh time in school history it has appeared in the preseason poll. It is the third time in the Pearl Era, all in the last four years, that the Tigers have been ranked to begin the season.
» Under Bruce Pearl, the Tigers are 60-20 when ranked, including a 2-0 mark in 2021-22.

BEST 5 YEAR RUN IN SCHOOL HISTORY

» Auburn won 112 games between 2016-17 and 2020-21, which is the best five-year win total in school history. The Tigers entered the 2021-22 season with 94 wins over the last four years, needing 17 wins this season to set the new mark.

TOP OF THE PACK

» In the last four seasons, no team in the SEC has won more than Auburn as the Tigers are one of just three programs to amass 94 wins. Listed below are the records of all 14 SEC teams from the 2017-18 season until now.

Team	'17-18	'18-19	'19-20	'20-21	Total
Auburn	26-8	30-10	25-6	13-14	94-38
Tennessee	26-9	31-6	17-14	18-9	92-38
Kentucky	26-11	30-7	25-6	9-16	90-40
LSU	18-15	28-7	21-10	19-10	86-42
Arkansas	23-12	18-16	20-12	25-7	87-47
Miss. State	25-12	23-11	20-11	18-15	86-49
Alabama	20-16	18-16	16-15	26-7	80-54
Florida	21-13	20-16	19-12	15-10	75-51
Missouri	20-13	15-17	15-16	16-10	66-56
Ole Miss	12-20	20-13	15-17	16-12	63-62
Texas A&M	22-13	14-18	16-14	8-10	60-55
Georgia	18-15	11-21	16-16	14-12	59-64
S. Carolina	17-16	16-16	18-13	6-15	57-60
Vanderbilt	12-20	9-23	11-21	9-16	41-80

NON-CONFERENCE SUCCESS

» The Tigers have the best winning percentage (.869) among SEC schools in the last five years in non-conference games and are second in total non-SEC wins during that time with 53.

Team	'16-17	'17-18	'18-19	'19-20	'20-21	Total (Pct.)
Auburn	11-2	12-1	11-2	13-0	6-3	53-8 (.869)
Arkansas	11-2	11-2	9-4	12-1	12-3	55-12 (.821)
Miss. State	9-3	12-1	12-1	9-4	10-5	52-14 (.788)
Tennessee	8-5	10-2	12-1	8-5	8-2	46-15 (.754)
Georgia	9-4	9-3	9-4	10-3	7-1	44-15 (.746)
Kentucky	10-3	11-2	11-2	10-3	1-7	43-17 (.717)
LSU	8-4	9-3	10-3	9-4	8-4	44-18 (.710)
Florida	10-3	9-4	8-5	8-5	6-3	41-20 (.672)
Alabama	7-5	9-4	9-4	8-5	10-5	44-22 (.667)
Missouri	5-7	10-3	9-3	8-5	8-2	40-20 (.667)
Texas A&M	8-4	11-2	7-5	6-6	6-2	38-19 (.667)
Ole Miss	9-4	7-6	10-3	9-4	6-4	41-21 (.662)
Vanderbilt	7-6	6-7	9-4	8-5	6-3	36-25 (.590)
S. Carolina	10-3	9-4	5-8	8-5	2-3	34-23 (.597)

CLASS OF THE SEC: MOST GRADUATES SINCE 2014

When it comes to graduating players, nobody in the SEC has done it better than Head Coach Bruce Pearl and Auburn. Since 2014, the Tigers have had 32 student-athletes walk across the graduation stage and earn their degrees, which is the highest number in the SEC. Pictured below is recent graduate Anfernee McLemore, who earned two degrees in his four seasons with the Tigers.



WINS/LOSSES

Category	Wins	Losses
Scoring Offense	85.0	---
Scoring Defense	59.5	---
Scoring Margin	+25.5	---
Field Goal Pct.	.473	---
Field Goal Pct. Def.	.395	---
3-pt. FG Per Game	9.5	---
3-pt. FG Pct.	.339	---
3-pt. FG Pct. Def.	.263	---
Free Throw Pct.	.744	---
Free Throws Made	14.5	---
Opp. Free Throws Made	9.5	---
Rebounds	37.0	---
Rebound Margin	+2.5	---
Off. Rebounds	9.5	---
Def. Rebounds	27.5	---
Assists	15.0	---
Assist/Turnover	1.9	---
Turnover Margin	+8.5	---
Turnovers Forced	16.5	---
Steals	10.5	---
Blocks	9.0	---

CURRENT STREAKS

Overall	_____	Won 2
vs. Unranked	_____	
vs. Ranked	_____	
Home	_____	Won 2
vs. SEC	_____	
vs. Non-SEC	_____	Won 2
vs. Ranked	_____	
vs. Unranked	_____	
Road	_____	
vs. SEC	_____	
vs. Non-SEC	_____	
vs. Ranked	_____	
vs. Unranked	_____	
Neutral	_____	
vs. Ranked	_____	
vs. Unranked	_____	

CONSECUTIVE GAMES WITH A 3-POINTER

Wendall Green Jr.	_____	7
K.D. Johnson	_____	4
Jabari Smith	_____	2
Allen Flanigan	_____	1

CONSECUTIVE GAMES WITH 10+ POINTS

Wendell Green Jr.	_____	7
K.D. Johnson	_____	4
Jabari Smith	_____	1
Chris Moore	_____	1
Allen Flanigan	_____	1

AUBURN IN THE RANKINGS

Date	AP	Coaches	NET
Preseason	22	22	66
Week 1	21	22	66

AP POLL

Rank	School	Record	Points
1	Gonzaga (55)	2-0	1517
2	UCLA (6)	2-0	1450
3	Kansas	2-0	1400
4	Michigan	2-0	1252
5	Villanova	1-1	1232
6	Purdue	2-0	1223
7	Duke	3-0	1143
8	Texas	1-1	1058
9	Baylor	1-0	1010
10	Illinois	2-0	920
11	Memphis	2-0	886
12	Oregon	2-0	802
13	Kentucky	1-1	773
14	Alabama	2-0	743
15	Houston	2-0	655
16	Arkansas	2-0	646
17	Tennessee	2-0	575
18	North Carolina	2-0	506
19	Ohio State	2-0	438
20	Maryland	3-0	306
21	Auburn	2-0	286
22	St. Bonaventure	2-0	280
23	UConn	2-0	236
24	Florida	2-0	141
25	USC	2-0	63

Others receiving votes: Virginia Tech 50, Indiana 35, Texas Tech 27, BYU 26, Michigan State 18, Florida State 15, Colorado State 15, Arizona 15, Iowa 13, Xavier 12, Syracuse 12, Oklahoma State 10, Seton Hall 7, Rutgers 7, Mississippi State 6, St. John's 4, Drake 3, LSU 3, Virginia 2, Furman 2, Loyola Chicago 1, Ohio 1

USA TODAY COACHES POLL

Rank	School	Record	Points
1	Gonzaga (29)	3-0	771
2	UCLA (2)	3-0	709
3	Kansas	2-0	705
4	Villanova	2-1	658
5	Texas	1-1	634
6	Michigan	2-1	627
7	Purdue	3-0	578
8	Baylor	2-0	542
9	Duke	4-0	490
10	Illinois	2-1	466
11	Kentucky	2-1	438
12	Oregon	2-1	382
13	Alabama	3-0	360
14	Houston	3-0	343
15	Arkansas	2-0	340
16	Memphis	3-0	337
17	Ohio State	3-0	280
17	Tennessee	2-0	280
19	Florida State	1-1	225
20	North Carolina	3-0	224
21	Maryland	3-0	150
22	Auburn	2-0	87
23	UConn	2-0	73
24	St. Bonaventure	2-0	71
25	Virginia	1-2	60

Others receiving votes: Michigan State (55) 1-1; Texas Tech (46) 3-0; West Virginia (18) 2-0; Indiana (13) 2-0; Virginia Tech (9) 3-0; Loyola Chicago (9) 3-0; Oklahoma State (8) 3-1; Arizona (8) 3-0; Creighton (7) 3-0; Syracuse (6) 2-0; Colorado State (5) 3-0; Drake (4) 2-0; Richmond (3) 2-1; Iowa (3) 3-0; Notre Dame (3) 2-0; LSU (2) 3-0; Rutgers (2) 3-0; Colorado (2) 3-0; Xavier (1) 2-0; Nevada (1) 1-2; Boise State (1) 1-1; Butler (1) 3-0

AUBURN'S RECORD

Overall	2-0
Home	2-0
Away	0-0
Neutral	0-0
Conference	0-0
Home	0-0
Away	0-0
Non-Conference	1-0
Home	1-0
Away	0-0
Neutral	0-0
Overtime	0-0
Ranked opponents	0-0
Unranked opponents	1-0
Wearing white uniforms	2-0
Wearing navy uniforms	0-0
Wearing orange uniforms	0-0
Leading at half	1-0
Trailing at half	1-0
Tied at half	0-0
Leading with 5:00 remaining in second half	2-0
Trailing with 5:00 remaining in second half	0-0
Tied with 5:00 remaining in second half	0-0
Has more rebounds than opponent	1-0
Has fewer rebounds than opponent	1-0
Same rebounds as opponent	0-0
Commits more turnovers than opponent	0-0
Causes more turnovers than opponent	2-0
Same turnovers as opponent	0-0
Has more FT attempts than opponent	1-0
Has fewer FT attempts than opponent	1-0
Same FT attempts as opponent	0-0
Shoots 40% or better from field	2-0
Shoots less than 40% from field	0-0
Opponent shoots 40% or better from field	1-0
Opponent shoots less than 40% from field	1-0
Shoots better than opponent	2-0
Opponent shoots better	0-0
Same FG percentage	0-0
Auburn bench outscores opponent's bench	2-0
Opponent's bench outscores Auburn bench	0-0
Same points off the bench	0-0
Auburn scores 100 or more	0-0
Auburn scores between 90-99	1-0
Auburn scores between 80-89	0-0
Auburn scores between 70-79	1-0
Auburn scores between 60-69	0-0
Auburn scores less than 60	0-0
Opponent scores 100 or more	0-0
Opponent scores between 90-99	0-0
Opponent scores between 80-89	0-0
Opponent scores between 70-79	0-0
Opponent scores between 60-69	1-0
Opponent scores less than 60	1-0
On Sunday	0-0
On Monday	0-0
On Tuesday	1-0
On Wednesday	0-0
On Thursday	0-0
On Friday	1-0
On Saturday	0-0
In November	2-0
In December	0-0
In January	0-0
In February	0-0
In March	0-0
In April	0-0
Five-plus players score in double-figures	0-0
Four players score in double figures	2-0
Three players score in double figures	0-0
Two players score in double figures	0-0
One player scores in double figures	0-0

MISCELLANEOUS STATISTICS

Largest margin of victory	28 vs. ULM (11/12/21)
Smallest margin of victory	23 vs. Morehead State (11/9/21)
Largest margin of defeat	
Smallest margin of defeat	
Biggest rebound margin	+9 vs. ULM (11/12/21)
Biggest rebound deficit	-4 vs. Morehead State (11/9/21)
Average margin of victory/defeat	+23.0/-0.0
Largest halftime lead	20 vs. Morehead State (11/9/21)
Largest halftime lead blown	
Largest halftime deficit	-2 vs. ULM (11/12/21)
Largest halftime deficit overcome to win	
Largest overall lead	29 vs. Morehead State, 1st Half (11/9/21)
Largest overall lead blown	
Largest overall deficit	
Largest deficit overcome to win	

TEAM EXTREMES

Most points scored	93 vs. ULM (11/12/21)
Fewest points scored	77 vs. Morehead State (11/9/21)
Most rebounds	39 vs. ULM (11/12/21)
Fewest rebounds	35 vs. Morehead State (11/9/21)
Most assists	17 vs. ULM (11/12/21)
Fewest assists	12 vs. Morehead State (11/9/21)
Most turnovers	10 vs. ULM (11/12/21)
Fewest turnovers	6 vs. Morehead State (11/9/21)
Most steals	12 vs. Morehead State (11/9/21)
Fewest steals	9 vs. ULM (11/12/21)
Most blocks	10 vs. ULM (11/12/21)
Fewest blocks	8 vs. Morehead State (11/9/21)
Best shooting percentage	.483 (29-60) vs. ULM (11/12/21)
Worst shooting percentage	.464 (32-69) vs. Morehead State (11/9/21)
Best 3-pt. percentage	.400 (10-25) vs. ULM (11/12/21)
Worst 3-pt. percentage	.290 (9-31) vs. Morehead State (11/9/21)
Best FT percentage	.781 (25-32) vs. ULM (11/12/21)
Worst FT percentage	.571 (4-7) vs. Morehead State (11/9/21)
Most points (1st half)	44 vs. Morehead State (11/9/21)
Fewest points (1st half)	37 vs. ULM (11/12/21)
Most points (2nd half)	56 vs. ULM (11/12/21)
Fewest points (2nd half)	33 vs. Morehead State (11/9/21)
Most points (OT)	
Fewest points (OT)	

STARTING LINEUPS

Record when starting lineup is:
 J. Smith, Kessler, Green Jr., Jasper, Cambridge 2-0

Record when starts (Career):
 Devan Cambridge 2-0 (10-10)
 Allen Flanigan 0-0 (14-16)
 Wendell Green Jr. 2-0 (23-7)
 Zep Jasper 2-0 (40-25)
 Walker Kessler 2-0 (2-0)
 Jabari Smith 2-0 (2-0)
 Jaylin Williams 0-0 (13-14)

AUBURN INDIVIDUAL GAME HIGHS

Points _____ 23, Jabari Smith vs. ULM (11/12/21)
 Field Goals Made _____ 8, Wendell Green Jr. vs. Morehead State (11/9/21)
 Field Goal Att. _____ 17, Wendell Green Jr. vs. Morehead State (11/9/21)
 FG Pct. _____ .583 (7-12), Jabari Smith vs. ULM (11/12/21)
 3-Point FG Made _____ 4, K.D. Johnson vs. ULM (11/12/21)
 3-Point FG Att _____ 8, Wendell Green Jr. vs. Morehead State (11/9/21)
 3-Pt FG Pct. _____ .800 (4-5) K.D. Johnson vs. ULM (11/12/21)
 Free Throws Made _____ 6, four players
 Free Throw Att. _____ 8, three players
 FT Pct. _____ 1.000 (6-6), Chris Moore vs. ULM (11/12/21)
 Rebounds _____ 10, Jabari Smith vs. ULM (11/12/21)
 Assists _____ 6, Zep Jasper vs. ULM (11/12/21)
 Steals _____ 4, Jabari Smith vs. ULM (11/12/21)
 Blocked Shots _____ 5, Walker Kessler vs. Morehead State (11/9/21)
 Turnovers _____ 3, three players
 Minutes _____ 29, Jabari Smith vs. ULM (11/12/21)
 +/- _____ 29, Zep Jasper vs. ULM (11/12/21)

OPPONENT INDIVIDUAL GAME HIGHS

Points _____ 16, Trey Boston vs. ULM (11/12/21)
 Field Goals Made _____ 7, Trey Boston vs. ULM (11/12/21)
 Field Goal Att. _____ 15, Johni Broome vs. Morehead State (11/9/21)
 FG Pct. _____ .778 (7-9), Trey Boston vs. ULM (11/12/21)
 3-Point FG Made _____ 2, Elijah Gonzales vs. ULM (11/12/21)
 3-Point FG Att. _____ 7, Elijah Gonzales vs. ULM (11/12/21)
 3-Pt FG Pct. _____ .286 (2-7), Elijah Gonzales vs. ULM (11/12/21)
 Free Throws Made _____ 4, Andre Jones vs. ULM (11/12/21)
 Free Throw Att. _____ 6, Andre Jones vs. ULM (11/12/21)
 FT Pct. _____ .667 (4-6), Andre Jones vs. ULM (11/12/21)
 Rebounds _____ 10, Jaylen Sebree vs. Morehead State (11/9/21)
 Assists _____ 3, Koreem Ozier vs. ULM (11/12/21)
 Steals _____ 2, Ta'lon Cooper vs. Morehead State (11/9/21)
 _____ 2, Elijah Gonzales vs. ULM (11/12/21)
 Blocked Shots _____ 3, Nika Metskhvarishvili vs. ULM (11/12/21)
 Turnovers _____ 4, Tray Hollowell vs. Morehead State (11/9/21)
 _____ 4, Ta'lon Cooper vs. Morehead State (11/9/21)
 Fouls _____ 5, Russell Harrison vs. ULM (11/12/21)
 Minutes _____ 36, Ta'lon Cooper vs. Morehead State (11/9/21)

THE LAST TIME - TEAM

Defeated a ranked team at home _____ vs. #25 Tennessee (2/27/21)
 Defeated a ranked team on the road _____ at #23 Tennessee (1/2/18)
 Defeated a ranked team at a neutral site _____ vs. #7 Kentucky (3/31/19)
 Defeated a top-10 team at home _____ vs. #5 Tennessee (3/9/19)
 Defeated a top-10 team on the road _____ at #8 Arkansas (1/23/93)
 Defeated a top-10 team at a neutral site _____ vs. #7 Kentucky (3/31/19)
 Won in overtime _____ vs. Saint Joseph's, 96-91 (OT) (11/26/20)
 Lost in overtime _____ vs. Ole Miss, 86-84 (OT) (2/6/21)
 Won in double overtime _____ at Ole Miss, 83-82 (2OT) (1/28/20)
 Lost in double overtime _____ at Arkansas, 88-80 (2OT) (1/16/13)
 Played back-to-back overtime games _____ at Arkansas, W 79-76 (OT) (2/5/20)
 _____ vs. LSU, W 91-90 (OT) (2/8/20)
 _____ vs. Alabama, W 95-91 (OT) (2/12/20)
 Played in three straight overtime games _____ at Arkansas, W 79-76 (OT) (2/5/20)
 _____ vs. LSU, W 91-90 (OT) (2/8/20)
 _____ vs. Alabama, W 95-91 (OT) (2/12/20)
 Played at least three overtimes _____ vs. Georgia (SECT) (4OT) (3/1/79)
 Shot 70% for a half _____ 75.0% (18-24) vs. Troy (1st) (12/19/20)
 Shot 70% for a half (SEC) _____ 72.7% (16-22) at Ole Miss (2/22/03)
 Shot 60% for a game _____ 61.8% (42-68) vs. Winthrop (11/24/17)
 Shot 60% for a game (SEC) _____ 61.1% (33-54) at Arkansas (2/17/16)
 Shot less than 30% for game _____ 25.8% (17-66) vs. Clemson (3/18/18)
 Shot 100% from the FT line _____ 100% (6-6) vs. Long Beach State (12/23/11)
 Shot 60% from 3-point line _____ 65.4% (17-26) vs. Vanderbilt (2/3/18)
 Shot less than 30% in half _____ 24.2% (8-33) vs. Kentucky (1st) (1/16/21)
 Shot less than 20% in half _____ 18.2% (6-33) vs. Clemson (1st) (3/18/18)
 Shot less than 10% in a half _____ 8.3% (2-24) vs. LSU (1st) (1/8/11)
 Attempted 50 free throws _____ 52 vs. Vanderbilt (2/6/54)
 Attempted 40 free throws _____ 44 vs. #12 Missouri (1/26/21)
 Attempted 30 free throws in half _____ 30 vs. #12 Missouri (2nd) (1/26/21)
 Made 30 free throws _____ 36 vs. #12 Missouri (1/26/21)
 Made 30 free throws (SEC) _____ 36 vs. #12 Missouri (1/26/21)
Made at least 10 3-point field goals _____ 10 vs. ULM (11/12/21)
 Made at least 15 3-point field goals _____ 15 vs. Arkansas (12/30/20)
 Failed to make 3-point field goal _____ vs. Kentucky (0-15) (1/19/13)
 Had at least 50 rebounds _____ 56 vs. Saint Joseph's (OT) (11/26/20)
 Had less than 20 rebounds _____ 17 vs. Florida (3/16/19)
 Had at least 25 assists _____ 27 vs. CSUN (11/15/19)
 Had at least 20 assists _____ 23 vs. Ole Miss (2/6/21)
 Had at least 15 steals _____ 18 vs. Tennessee (2/22/20)
Had at least 10 blocks _____ 10 vs. ULM (11/12/21)
 Had at least 15 blocks _____ 17 vs. Nicholls State (11/25/11)
 Had at least 25 lead changes _____ 27 at Arkansas (1/16/13)
Scored 50 points in a half _____ 56 vs. ULM (2nd) (11/12/21)
 Scored 50 points in a half (SEC) _____ 50 at Vanderbilt (2nd) (2/9/21)
 Scored 60 points in a half _____ 66 vs. CSUN (1st) (11/15/19)
 Scored 60 points in a half (SEC) _____ 64 at Tennessee (2nd) (2/15/06)
 Scored 70 points in a half _____ 72 vs. Northwestern State (2nd) (11/27/15)
 Scored 100 points _____ 109 at South Carolina (1/23/21)
 Scored 100 points (SEC) _____ 109 at South Carolina (1/23/21)
 Scored under 20 points in 1st half _____ 19 vs. Clemson (3/18/18)
 Scored under 20 points in 2nd half _____ 14 vs. Tulsa (11/24/14)
 Scored under 10 points in a half _____ 6 vs. LSU (1st) (1/8/11)
 Scored 35 or under points in a game _____ 35 vs. Tulsa (11/24/14)
 Scored under 50 points in game _____ 45 at Tennessee (2/9/16)
 Scored under 50 points in game (SEC) _____ 45 at Tennessee (2/9/16)

THE LAST TIME - INDIVIDUAL

Scored at least 30 points	Samir Doughty (32) at Tennessee (3/7/20)
Scored at least 35 points	Toney Douglas (38) vs. Nicholls State (11/24/04)
Scored at least 40 points	Wesley Person (44) vs. UAB (12/16/93)
Had two players with at least 20 points	JT Thor (24), Allen Flanigan (23) at Kentucky (2/13/21)
Had three players with at least 20 points	Samir Doughty (26), J'Von McCormick (23), Devan Cambridge (21) vs. LSU (2/8/20)
Had two players with 25 points	Bryce Brown (26), Jared Harper (25) vs. Xavier (OT) (11/19/18)
Had two players with 25 points (SEC)	Chris Denson (30), KT Harrell (26) vs. Mississippi State (2/14/14)
Scored 20 points in a half	Sharife Cooper (21, 2nd) vs. #12 Missouri (1/26/21)
Scored 20 points in 1st half	Bryce Brown (20) at Texas A&M (1/16/19)
Scored 20 points in 2nd half	Sharife Cooper (21) vs. #12 Missouri (1/26/21)
Scored 25 points in a half	Bryce Brown (25, 2nd) vs. Kentucky (1/19/19)
A player had back-to-back 20-point games	Sharife Cooper (26) vs. Alabama (1/9/21); (28) at Georgia (1/13/21)
A player had back-to-back 20-point SEC games	Sharife Cooper (26) vs. Alabama (1/9/21); (28) at Georgia (1/13/21)
A player had back-to-back 25-point SEC games	Sharife Cooper (26) vs. Alabama (1/9/21); (28) at Georgia (1/13/21)
A player had three straight 25-point SEC games	Chris Denson (29) at LSU (2/8/14); (26) vs. Kentucky (2/12/14); (30) vs. Mississippi State (2/15/14)
A player had four straight 25-point SEC games	Chris Denson (25) at South Carolina (2/5/14); (29) at LSU (2/8/14); (26) vs. Kentucky (2/12/14); (30) vs. Mississippi State (2/15/14)
A player had five straight 25-point SEC games	Keenan Carpenter (44) vs. LSU (1/8/89); (28) vs. Mississippi State (2/11/89); (33) at Florida (2/15/89); (32) at Ole Miss (2/18/89); (29) vs. Kentucky (2/20/89)
A player had back-to-back 20-point games off the bench	Jamal Johnson (21) at Arkansas (12/30/20); (20) at Texas A&M (1/2/21)
Zero players scored in double figures	at Vanderbilt (1/7/12)
Only one player scored in double figures	Jamal Johnson (18) at UCF (11/30/20)
Five players scored in double figures	Allen Flanigan (23), Devan Cambridge (15), Jamal Johnson (14), Jaylin Williams (13), JT Thor (10) vs. Tennessee (2/27/21)
Five players scored in double figures (SEC)	Allen Flanigan (23), Devan Cambridge (15), Jamal Johnson (14), Jaylin Williams (13), JT Thor (10) vs. Tennessee (2/27/21)
All five starters scored in double figures	Allen Flanigan (23), Devan Cambridge (15), Jamal Johnson (14), Jaylin Williams (13), JT Thor (10) vs. Tennessee (2/27/21)
Six players scored in double figures	Sharife Cooper (28), Devan Cambridge (14), Allen Flanigan (11), JT Thor (11), Jaylin Williams (11), Jamal Johnson (10) at Georgia (1/13/21)
Six players scored in double figures (SEC)	Sharife Cooper (28), Devan Cambridge (14), Allen Flanigan (11), JT Thor (11), Jaylin Williams (11), Jamal Johnson (10) at Georgia (1/13/21)
Had at least 15 rebounds	Austin Wiley (17) vs. Alabama (2/12/20)
Had at least 15 rebounds (SEC)	Austin Wiley (17) vs. Alabama (2/12/20)
Had at least 20 rebounds	Kelvin Ardister (20) vs. Tennessee (1/4/89)
Had at least 25 rebounds	Rex Frederick (25) at Ole Miss (1/6/58)
Had at least 20 pts & 20 reb	Kelvin Ardister (22 pts, 20 reb) vs. Tennessee (1/4/89)
Had two players with at least 10 rebounds	Jaylin Williams (11) and Devan Cambridge (10) vs. Saint Joseph's (11/26/20)
Had at least three players with 10 rebounds	Korvtoney Barber (13), Quantez Robertson (10), Lucas Hargrove (10) at Virginia (12/20/08)
Had a double-double	Jabari Smith (23 pts, 10 reb) vs. ULM (11/12/21)
Had two straight double-doubles	Austin Wiley (15 pts, 11 reb) vs. Ole Miss (2/25/20); (10 pts, 12 reb) at Kentucky (2/29/20)
Had three straight double-doubles	Austin Wiley (10 pts, 13 reb) vs. LSU (2/8/20); (18 pts, 17 reb) vs. Alabama (2/12/20); (22 pts, 10 reb) at Missouri (2/15/20)
Had four straight double-doubles	Cinmeon Bowers (19 pts, 19 reb) vs. Middle Tennessee (12/12/15); (13 pts, 12 reb) vs. Mercer (12/15/15); (12 pts, 11 reb) at Xavier (12/19/15); (12 pts, 12 reb) vs. New Mexico (12/22/15)
Had five straight double-doubles	Jeff Moore (26 pts, 11 reb) vs. Ole Miss (3/2/88); (20 pts, 11 reb) at LSU (3/5/88); (22 pts, 11 reb) vs. Georgia (3/11/88); (13 pts, 13 reb) vs. Bradley (3/17/88); (22 pts, 11 reb) vs. Oklahoma (3/19/88)
Had two players with a double-double	Devan Cambridge (13 pts, 10 reb) and Jaylin Williams (18 pts, 11 reb) vs. Saint Joseph's (11/26/20)
Had a double-double with points and assists	Sharife Cooper (15 pts, 14 ast) vs. Ole Miss (OT) (2/6/21)
Had a triple-double	Kenny Gabriel (24 pts, 13 reb, 10 blk) vs. Bethune-Cookman (1/2/12)
Had 10 assists	Sharife Cooper (14) vs. Ole Miss (OT) (2/6/21)
Had 15 assists	J'Von McCormick (16) vs. CSUN (11/15/19)
Had two players with at least five blocks	Devan Cambridge (5) and Jaylin Williams (5) at Georgia (1/13/21)
Had 10 blocks	Kenny Gabriel (10) vs. Bethune-Cookman (1/2/12)
Had five steals	J'Von McCormick (5) vs. Tennessee (2/22/20)
Had five steals (SEC)	J'Von McCormick (5) vs. Tennessee (2/22/20)
Made 25 straight free throws	Danjel Purifoy (27) (11/23/16-12/18/16)
Hit buzzer-beater shot to win a game	T.J. Dunans vs. Mercer (3-pt FG, 76-74) (12/18/16)
Played more than 40 minutes	Samir Doughty (41) vs. Alabama (OT) (2/12/20)

0

K.D. JOHNSON

6-0 • 204
 Sophomore • Guard
 Atlanta, Ga.
 Hargrave Military



2020-21 (Freshman, Georgia): Averaged 13.5 points, 2.8 rebounds, 1.9 steals and 1.2 assists per game while playing 22.5 minutes per contest in 16 games as a freshman at Georgia ... shot 42 percent from the floor, including 39 percent from downtown, and scored in double figures 12 times, including a team-best four 20-point outings in 2020-21 ... made his collegiate debut against Auburn on Jan. 13 and poured in 21 points, seven rebounds, four steals, two assists and two blocks in 29 minutes of action ... the 21 points were the third-most ever by a UGA freshman in his debut trailing only Dominique Wilkins (26) and Anthony Edwards (24) ... named the Southeastern Conference Freshman of the Week on Jan. 18 following a 14-point game at Ole Miss, which saw him go 4-of-5 from behind the arc ... posted career-high outputs in back-to-back road games vs. ranked teams, pouring in 22 points at No. 16 Tennessee and 24 points at No. 11 Alabama.

HIGH SCHOOL AND PERSONAL: Consensus top-100 player by 247 Sports, ESPN and Rivals ... labeled as a four-star by all major recruiting outlets ... ranked as high as 73rd nationally by ESPN ... averaged 26.2 points, 7.4 assists, 4.7 rebounds and 3.1 steals per game in one season at Hargrave Military Academy (Va.) ... helped the Tigers reach the Final Four of the National Prep Tournament ... played for three seasons at Southwest DeKalb High School (Ga.) where he was twice tabbed all-state for Class 5A by the Atlanta Journal Constitution ... selected as the Class 5A Player of the Year as a junior in 2019 ... amassed 1,302 points, 375 rebounds, 318 assists and 272 steals while shooting 47 percent from the floor while playing for the Panthers ... also posted 62 double-figure scoring outputs, 24 20-point outings, six 30-point outbursts and one 40-point showing in 84 games ... son of Jada Johnson.

2021-22 JOHNSON GAME-BY-GAME												
Opp.	GS	Min.	FG-A	3FG-A	FT-A	O-D-T	PF	A	TO	BLK	STL	PTS
Morehead State		25	5-14	2-7	0-0	1-3-4	1	0	0	0	2	12
ULM		22	4-7	4-5	6-8	0-1-1	4	3	1	0	2	18
at USF												
vs. UConn												
TBA												
TBA												
UCF												
Yale												
vs. Nebraska												
North Alabama												
at Saint Louis												
Murray State												
LSU												
at South Carolina												
Florida												
at Alabama												
at Ole Miss												
Georgia												
Kentucky												
at Missouri												
Oklahoma												
Alabama												
at Georgia												
at Arkansas												
Texas A&M												
Vanderbilt												
at Florida												
Ole Miss												
at Tennessee												
at Mississippi State												
South Carolina												

CAREER HIGHS	
Points	24 at Alabama (2/13/21)
Rebounds	7 vs. Auburn (1/13/21)
Field Goals	9 at Tennessee (2/10/21)
Field Goals Att.	19 at Auburn (1/13/21)
3-Pt. Field Goals	4 vs. ULM (11/12/21)
	4 at Ole Miss (1/16/21)
3-Pt. Field Goals Att.	7 at Alabama (2/13/21)
Free Throws	10 at Alabama (2/13/21)
Free Throws Att.	15 at Alabama (2/13/21)
Assists	4 vs. LSU (2/23/21)
Steals	4 vs. Missouri (2/16/21)
Blocks	2 vs. Auburn (1/13/21)
Minutes	29 at Alabama (2/13/21)

JOHNSON'S MISCELLANEOUS STATS			
	2020-21	2021-22	Career
Games with 10+ Pts	12	2	14
Games with 20+ Pts	4	0	4
Games 5+ 3s	0	0	0
Games with 5+ Reb	3	0	3
Games with 10+ Reb	0	0	0
Games with 5+ Ast	0	0	0
Games with 10+ Ast	0	0	0
Games with 5+ Blk	0	0	0
Games with 5+ Stl	0	0	0
Double-Doubles	0	0	0

JOHNSON'S CAREER STATISTICS																
Year	GP-GS	Min-Avg	FG-A	Pct	3FG-A	Pct	FT-A	Pct	O-D-T--Avg	PF-FO	Ast	TO	Blk	Stl	Pts	Avg
2020-21	16-0	360-22.5	68-161	.422	24-62	.387	56-91	.615	11-33-44--2.8	45-0	19	34	3	29	216	13.5
2021-22	2-0	47-23.6	9-21	.429	6-12	.500	6-8	.750	1-4-5--2.5	5-0	3	1	0	4	30	15.0
TOTAL	18-0	409-22.7	77-182	.423	30-74	.405	62-99	.626	12-37-49--2.7	50-0	22	35	3	33	246	13.7

1

WENDELL GREEN JR.

5-11 • 175
 Sophomore • Guard
 Detroit, Mich.
 La Lumiere School (Ind.)



2021-22 GREEN JR. GAME-BY-GAME												
Opp.	GS	Min.	FG-A	3FG-A	FT-A	O-D-T	PF	A	TO	BLK	STL	PTS
Morehead State	*	29	8-17	3-8	0-0	0-5-5	1	3	0	0	1	19
ULM	*	27	4-10	1-4	6-8	0-7-7	2	3	3	0	0	15
at USF												
vs. UConn												
TBA												
TBA												
UCF												
Yale												
vs. Nebraska												
North Alabama												
at Saint Louis												
Murray State												
LSU												
at South Carolina												
Florida												
at Alabama												
at Ole Miss												
Georgia												
Kentucky												
at Missouri												
Oklahoma												
Alabama												
at Georgia												
at Arkansas												
Texas A&M												
Vanderbilt												
at Florida												
Ole Miss												
at Tennessee												
at Mississippi State												
South Carolina												

2020-21 (Freshman, Eastern Kentucky): Averaged 15.8 points, 5.0 assists, 3.4 rebounds and 1.6 steals for the as a freshman at Eastern Kentucky during the 2020-21 season ... also shot 40 percent from the field, including 36 percent from behind the arc, and 77 percent from the charity stripe ... played in all 29 games, earning 25 starts, and led the team with 30.5 minutes per game ... guided the Colonels to a 22-7 record, including 15-5 in Ohio Valley Conference play ... the 15 conference wins were a program record ... tabbed First Team All-Ohio Valley Conference ... led the nation's eighth-best scoring offense at 81.8 points per game ... broke the program's freshman record with 146 assists, which also was the highest mark by any freshman in the country and the 15th-most by any player overall ... was one of only two freshman in the nation to have 400 points and 100 assists, joining Gonzaga's Jalen Suggs ... reached double figures 20 times, including his last five games of the season in which he averaged 24.0 points per contest ... was a five-time honoree as the OVC Freshman of the Week ... was also tabbed to the conference's all-tournament team after averaging 26.0 points, 4.5 assists, 3.0 rebounds and 3.0 steals per game in the postseason tournament.

HIGH SCHOOL AND PERSONAL: Rated as a three-star guard by Rivals ... tabbed as the No. 16 point guard in the 2020 class by 247 Sports ... led La Lumiere School (Ind.) to a 38-1 record and an appearance in the Geico High School National Title Game in 2019 ... before transferring prior to his junior season, averaged 20 points, eight assists and seven rebounds at Detroit Country Day as a sophomore ... son of Wendell Green Sr. and Rhonda Dalton-Green.

CAREER HIGHS	
Points	30 at Austin Peay (1/2/21)
Rebounds	7 at Tennessee State (2/13/21)
Field Goals	12 vs. Morehead State (3/5/21)
Field Goals Att.	22 at Eastern Illinois (1/16/21)
3-Pt. Field Goals	5 at Austin Peay (1/2/21)
3-Pt. Field Goals Att.	10 at Jacksonville State (2/2/21)
Free Throws	12 vs. Tennessee State (2/27/21)
Free Throws Att.	13 vs. Tennessee State (2/27/21)
Assists	15 vs. Tennessee Tech (1/9/21)
Steals	6 vs. Austin Peay (3/4/21)
Blocks	1 (three times)
Minutes	39 vs. Austin Peay (3/4/21)

GREEN JR.'S MISCELLANEOUS STATS			
	2020-21	2021-22	Career
Games with 10+ Pts	20	2	22
Games with 20+ Pts	10	0	10
Games 5+ 3s	1	0	1
Games with 5+ Reb	9	2	11
Games with 10+ Reb	0	0	0
Games with 5+ Ast	15	0	15
Games with 10+ Ast	1	0	1
Games with 5+ Blk	0	0	0
Games with 5+ Stl	2	0	2
Double-Doubles	1	0	1

GREEN'S CAREER STATISTICS

Year	GP-GS	Min-Avg	FG-A	Pct	3FG-A	Pct	FT-A	Pct	O-D-T--Avg	PF-FO	Ast	TO	Blk	Stl	Pts	Avg
2020-21	29-25	885-30.5	158-399	.396	48-132	.364	93-121	.769	18-81-99--3.4	57-0	146	80	3	47	457	15.8
2021-22	2-2	55-27.7	12-27	.444	4-12	.333	6-8	.750	0-12-12--6.0	3-0	6	3	0	1	34	17.0
TOTAL	31-27	938-30.2	170-426	.399	52-144	.361	99-129	.767	18-93-111--3.6	60-0	152	83	3	48	491	15.8

2

JAYLIN WILLIAMS

6-8 • 230

Junior • Forward

Nahunta, Ga.

Brantley County HS



2020-21 (Sophomore): Averaged 10.9 points, 4.7 rebounds, 2.0 assists and 1.4 blocks in 26.4 minutes per game ... started all 27 games and was one of team's go-to options offensively ... was among the SEC's most improved players after raising scoring output by 8.5 from 2.4 points per game as a freshman to 10.9 points per game as a sophomore ... 1.44 blocks per game ranked sixth in the SEC ... was one of 12 players in the country to have 250 points, 50 assists, 35 blocks and 15 steals, including one of just three underclassmen ... scored in double figures 16 times, including two 20-point outings ... blocked two or more shots in 13 games, including nine of his last 16 ... averaged 10.7 points, 4.2 rebounds, 1.8 assists and 1.4 blocks per game in SEC play ... shot 51.8 percent from the floor overall, including 34.0 percent from 3 ... in first career start, posted first career double-double with 18 points and 11 rebounds against St. Joseph's (Nov. 26), leading Auburn to an overtime win ... the 11 rebounds was a career-best mark ... had a career-high 24 points at Ole Miss (Jan. 6), which included 6-of-10 from downtown ... produced a career-best five blocks at Georgia (Jan. 13) ... named to the SEC Academic Honor Roll.

2019-20 (Freshman): Averaged 2.4 points, 1.8 rebounds, 0.4 assists, 0.4 blocks and 0.4 assists in 7.1 minutes per game ... appeared in 14 games off the bench, including eight in SEC play ... was top contributor off the bench in the final five games of the season, averaging 4.2 points and three rebounds per game while shooting at 53 percent clip in 13 minutes per contest ... recorded first career block in first career game vs. Colgate (Nov. 18) ... made career-long outing with 16 minutes and pulled down six rebounds to go along with two steals and an assist at Georgia (Feb. 19) ... scored career-high eight points and added three steals vs. Tennessee (Feb. 22) ... knocked down first career 3-pointer at Kentucky (Feb. 29).

HIGH SCHOOL AND PERSONAL: Labeled as a four-star by both Rivals and 247Sports ... tabbed as the No. 109 prospect nationally by Rivals and No. 120 by 247Sports ... selected as the No. 4 player in the state of Georgia by 247Sports ... played for Brantley County High School where he was a First Team All-State selection as a junior and a senior ... averaged 25 points and 14 rebounds per game ... also played football as a wide receiver ... played for Game Elite on the adidas circuit, averaging 11.9 points, 4.9 rebounds and 1.9 assists while shooting 63 percent from the floor ... produced stat lines of 31 points, 14 assists and 11 rebounds, as well as 27 points, 13 rebounds and four blocks for Game Elite ... son of Shantel Williams ... is an only child ... enrolled in the College of Education.

2021-22 WILLIAMS GAME-BY-GAME												
Opp.	GS	Min.	FG-A	3FG-A	FT-A	O-D-T	PF	A	TO	BLK	STL	PTS
Morehead State		18	4-6	1-3	1-1	0-2-2	2	2	3	1	0	10
ULM		15	3-4	0-1	0-0	1-1-2	4	1	0	3	0	6
at USF												
vs. UConn												
TBA												
TBA												
UCF												
Yale												
vs. Nebraska												
North Alabama												
at Saint Louis												
Murray State												
LSU												
at South Carolina												
Florida												
at Alabama												
at Ole Miss												
Georgia												
Kentucky												
at Missouri												
Oklahoma												
Alabama												
at Georgia												
at Arkansas												
Texas A&M												
Vanderbilt												
at Florida												
Ole Miss												
at Tennessee												
at Mississippi State												
South Carolina												

CAREER HIGHS	
Points	24 at Ole Miss (1/6/21)
Rebounds	11 vs. Saint Joseph's (11/26/20)
Field Goals	9 vs. Georgia (2/2/21)
Field Goals Att.	14 (three times)
3-Pt. Field Goals	6 at Ole Miss (1/6/21)
3-Pt. Field Goals Att.	10 at Ole Miss (1/6/21)
Free Throws	8 vs. Tennessee (2/27/21)
Free Throws Att.	10 vs. Tennessee (2/27/21)
Assists	8 vs. Memphis (12/12/20)
Blocks	5 at Georgia (1/13/21)
Steals	3 vs. Tennessee (2/22/20)
Minutes	37 vs. Saint Joseph's (11/26/20)

WILLIAMS' MISCELLANEOUS STATS				
	2019-20	2020-21	2021-22	Career
Games with 10+ Pts	0	15	1	16
Games with 20+ Pts	0	2	0	2
Games 5+ 3s	0	1	0	1
Games with 5+ Reb	2	11	0	13
Games with 10+ Reb	0	2	0	2
Games with 5+ Ast	0	2	0	2
Games with 10+ Ast	0	0	0	0
Games with 5+ Blk	0	1	0	1
Games with 5+ Stl	0	0	0	0
Double-Doubles	0	1	0	1

WILLIAMS' CAREER STATISTICS

Year	GP-GS	Min-Avg	FG-A	Pct	3FG-A	Pct	FT-A	Pct	O-D-T--Avg	PF-FO	Ast	TO	Blk	Stl	Pts	Avg
2019-20	14-0	100-7.1	15-28	.536	1-9	.111	3-3	1.000	8-17-25--1.8	12-0	6	6	5	6	34	2.4
2020-21	27-27	714-26.4	116-224	.518	32-94	.340	31-49	.633	39-91-127--4.7	66-0	54	49	39	18	295	10.9
2021-22	2-0	33-36.3	7-10	.700	1-4	.250	1-1	1.000	1-3-4--2.0	6-0	3	3	4	0	16	8.0
TOTAL	43-27	845-19.7	138-262	.527	34-107	.318	35-53	.660	45-111-156--3.6	84-0	63	58	48	24	345	8.0

5



CHRIS MOORE

6-6 • 240

Sophomore • Forward
West Memphis, Ark.
West Memphis HS

2020-21 (Freshman): Averaged 2.8 points, 2.0 rebounds and 0.5 assists in 11.2 minutes per game ... appeared in 25 games off the bench ... shot 56.3 percent from the floor, including 40 percent from beyond the arc ... field goal percentage was second-best on the team and ranked 10th in the SEC among players with 40 or more shot attempts ... scored in 18 of 25 games played in ... first career points came via an and-1 against St. Joseph's (Nov. 26) ... posted career-high 11 points in 14 minutes against Missouri (Jan. 26) after shooting 4-for-4 from the field, including 3-for-3 from downtown ... pulled down four-plus rebounds in four games, including career-best six boards against Troy (Dec. 19).

HIGH SCHOOL AND PERSONAL: Labeled as a four-star prospect by Rivals and a three-star prospect by 247Sports and ESPN ... ranked as the 103rd player in the country by Rivals and 122nd by 247Sports ... tabbed as the No. 3 player out of the state of Arkansas by 247Sports and No. 5 by ESPN ... named the Arkansas Player of the Year following senior season ... played at West Memphis High School ... voted all-state four times, including a first team nod in his final campaign ... became the school's all-time leader in points and rebounds ... is the only player in school history to play four seasons on the varsity squad ... guided West Memphis to the Arkansas state championship game, averaging 18.7 points and 16.3 rebounds per game during the playoffs ... guided team to the No. 1 overall rank in Arkansas ... is a four-time all-conference player ... named the 5A East Player of the Year following junior season in which he averaged 17.2 points, 13 rebounds, 4.9 assists and 1.5 blocks per game while shooting 63 percent ... played for Woodz Elite in the Nike EYBL ... averaged 17.7 points, 6.1 rebounds, 1.3 assists and 1.1 blocks per game on the AAU circuit ... led team to No. 1 national ranking as a sophomore.

2021-22 MOORE GAME-BY-GAME												
Opp.	GS	Min.	FG-A	3FG-A	FT-A	O-D-T	PF	A	TO	BLK	STL	PTS
Morehead State		15	2-2	0-0	0-0	0-1-1	2	1	0	0	0	4
ULM		21	5-9	0-1	6-6	2-2-4	1	0	1	0	0	16
at USF												
vs. UConn												
TBA												
TBA												
UCF												
Yale												
vs. Nebraska												
North Alabama												
at Saint Louis												
Murray State												
LSU												
at South Carolina												
Florida												
at Alabama												
at Ole Miss												
Georgia												
Kentucky												
at Missouri												
Oklahoma												
Alabama												
at Georgia												
at Arkansas												
Texas A&M												
Vanderbilt												
at Florida												
Ole Miss												
at Tennessee												
at Mississippi State												
South Carolina												

CAREER HIGHS	
Points	16 vs. ULM (11/12/21)
Rebounds	6 vs. Troy (12/19/20)
Field Goals	5 vs. ULM (11/12/21)
Field Goals Att.	9 vs. ULM (11/12/21)
3-Pt. Field Goals	3 vs. Missouri (1/26/21)
3-Pt. Field Goals Att.	3 vs. Missouri (1/26/21)
Free Throws	6 vs. ULM (11/12/21)
Free Throws Att.	6 vs. ULM (11/12/21)
Assists	2 (twice)
Blocks	1 (six times)
Steals	3 vs. Troy (12/19/20)
Minutes	21 vs. ULM (11/12/21)

MOORE'S MISCELLANEOUS STATS			
	2020-21	2021-22	Career
Games with 10+ Pts	1	1	2
Games with 20+ Pts	0	0	0
Games 5+ 3s	0	0	0
Games with 5+ Reb	2	0	2
Games with 10+ Reb	0	0	0
Games with 5+ Ast	0	0	0
Games with 10+ Ast	0	0	0
Games with 5+ Blk	0	0	0
Games with 5+ Stl	0	0	0
Double-Doubles	0	0	0

MOORE'S CAREER STATISTICS

Year	GP-GS	Min-Avg	FG-A	Pct	3FG-A	Pct	FT-A	Pct	O-D-T--Avg	PF-FO	Ast	TO	Blk	Stl	Pts	Avg
2020-21	25-0	280-11.2	27-48	.563	6-15	.400	11-19	.579	28-23-51--2.0	28-0	12	18	6	8	71	2.8
2021-22	2-0	36-17.9	7-11	.636	0-1	.000	6-6	1.000	2-3-5--2.5	3-0	1	1	0	0	20	10.0
TOTAL	27-0	317-11.7	34-59	.576	6-16	.375	17-25	.680	30-26-56--2.1	31-0	13	19	6	8	91	3.4

10

JABARI SMITH

6-10 • 220
Freshman • Forward
Fayetteville, Ga.
Sandy Creek HS



HIGH SCHOOL AND PERSONAL: Consensus five-star, top-10 prospect ... ranked No. 6 nationally by 247 Sports, ESPN and Rivals ... averaged 23.4 points, 9.5 rebounds, 3.2 steals and 2.5 blocks per game as a senior while playing at Sandy Creek High School ... led Sandy Creek to a state runner-up finish in 2020-21 ... became Auburn's fourth signee to be named a McDonald's All-American - a list that includes Sharife Cooper (2020), Korvotney Barber (2005) and Frank Ford (1983) ... chosen as a Naismith First Team All-American and a Sports Illustrated All-American ... named Georgia's Gatorade Player of the Year ... averaged 24.5 points, 10.8 rebounds, 2.8 blocks, 1.6 assists and 1.3 steals per game while shooting 50 percent from the floor, including 38 percent from 3 as a junior ... tabbed as a MaxPreps Junior All-American and an all-state selection while leading the Patriots to a 25-5 record, including 12-0 in the region, and an appearance in the Class 4A state quarterfinals ... named the Junior of the Year in Class 4A ... as a sophomore, averaged 12.7 points, 6.7 rebounds, two blocks, 1.9 assists and 1.2 steals per game while shooting 48 percent from the court, leading Sandy Creek to a 27-4 record, including 12-0 in the region ... represented his country as he paced USA Basketball to a gold medal in the FIBA Americas U16 championship while averaging 13.8 points and 6.2 rebounds ... son of Jabari Smith Sr. and Taneskia Purnell ... father, Jabari Sr., played at LSU for two seasons before playing in the NBA in stints with the New Jersey Nets, Philadelphia 76ers and the Sacramento Kings ... cousin of 13-year NBA veteran Kwame Brown, who was the No. 1 overall pick in 2001.

2021-22 SMITH GAME-BY-GAME												
Opp.	GS	Min.	FG-A	3FG-A	FT-A	O-D-T	PF	A	TO	BLK	STL	PTS
Morehead State	*	21	3-6	2-3	0-0	0-7-7	1	4	0	1	3	8
ULM	+	29	7-12	3-5	6-8	2-8-10	2	2	3	2	4	23
at USF												
vs. UConn												
TBA												
TBA												
UCF												
Yale												
vs. Nebraska												
North Alabama												
at Saint Louis												
Murray State												
LSU												
at South Carolina												
Florida												
at Alabama												
at Ole Miss												
Georgia												
Kentucky												
at Missouri												
Oklahoma												
Alabama												
at Georgia												
at Arkansas												
Texas A&M												
Vanderbilt												
at Florida												
Ole Miss												
at Tennessee												
at Mississippi State												
South Carolina												

CAREER HIGHS	
Points	23 vs. ULM (11/12/21)
Rebounds	10 vs. ULM (11/12/21)
Field Goals	7 vs. ULM (11/12/21)
Field Goals Att.	12 vs. ULM (11/12/21)
3-Pt. Field Goals	3 vs. ULM (11/12/21)
3-Pt. Field Goals Att.	5 vs. ULM (11/12/21)
Free Throws	6 vs. ULM (11/12/21)
Free Throws Att.	8 vs. ULM (11/12/21)
Assists	4 vs. Morehead State (11/9/21)
Steals	4 vs. ULM (11/12/21)
Blocks	2 vs. ULM (11/12/21)
Minutes	29 vs. ULM (11/12/21)

SMITH'S MISCELLANEOUS STATS		
	2021-22	Career
Games with 10+ Pts	1	1
Games with 20+ Pts	1	1
Games 5+ 3s	0	0
Games with 5+ Reb	2	2
Games with 10+ Reb	1	1
Games with 5+ Ast	0	0
Games with 10+ Ast	0	0
Games with 5+ Blk	0	0
Games with 5+ Stl	0	0
Double-Doubles	1	1

SMITH'S CAREER STATISTICS

Year	GP-GS	Min-Avg	FG-A	Pct	3FG-A	Pct	FT-A	Pct	O-D-T--Avg	PF-FO	Ast	TO	Blk	Stl	Pts	Avg
2021-22	2-2	50-25.2	10-18	.556	5-8	.625	6-8	.750	2-5-17--8.5	3-0	6	3	3	7	31	15.5
TOTAL	2-2	50-25.2	10-18	.556	5-8	.625	6-8	.750	2-5-17--8.5	3-0	6	3	3	7	31	15.5

12

ZEP JASPER

6-1 • 185
Senior • Guard
Augusta, Ga.
Laney HS



2020-21 (Junior, Charleston): Played and started in all 19 games of the season ... Team's leading scorer averaging 15.6 points per game which ranked eighth best amongst Colonial Athletic Association scoring leaders ... Poured in double figures in 16 contests including four 20+ point outings ... Collected CAA Player of the Week honors for the first time of his career (2/8/21) ... Led the Cougars to a 2-0 weekend and series sweep of Towson pouring in 21 points and four boards in a 90-88 double-overtime thriller versus the Tigers (2/6/21) ... Also equaled his career high with seven rebounds against Towson (2/7/21) ... Ended the season on a career-best eight-game double-digit scoring streak ... Knocked down a career-high 38 points on 13-of-18 shooting from the field, 4-of-7 shooting from beyond the arc and 8-for-9 from the charity stripe against Columbus State (2/20/21) ... Tied former CofC greats Ken Gustafson and Dontaye Draper for the fifth-most points scored in a single game in school history and tied as the third-most in the program's NCAA Division I Era ... Registered a game-high 27 points in the CAA Quarterfinals versus Drexel (3/7/21).

2019-20 (Sophomore, Charleston): Best on-ball defender in the country ... Saw action in 31 games with 30 starts for the Cougars ... Averaged 7.6 points, 1.7 rebounds and 1.7 assists per game ... Ranked third on the team in steals (28) ... Scored in double figures on 13 occasions including three-straight games with 12 points at Drexel (12/28/19), at Delaware (12/30/19) and versus Towson (1/2/20) ... Also dished out a career-high six assists at Drexel ... Registered a season-high 13 points versus Delaware in the CAA Quarterfinals (3/8/20).

2018-19 (Redshirt Freshman, Charleston): Played in all 33 games of the season with 14 starts ... One of the Cougars' top defensive players ... Was the fourth-leading scorer on the team averaging 5.4 points per game and best 3-point shooter with a 40.0 percent accuracy beyond the arc ... Made his first career start versus Presbyterian College registering a career-high 15 points on 5-of-8 shooting from the field (11/6/18) ... Scored in double figures on six occasions including 10 points against Rhode Island (11/13/18) and 13 points at VCU (12/15/18) ... Recorded 14 points and a career-best five rebounds at Delaware (2/7/19) ... Had a career-high three steals twice against Northeastern (2/16/19) and at William & Mary (2/21/19) ... Dished out a career-high four assists versus Drexel in the CAA Quarterfinals (3/10/19).

2017-18 (Freshman, Charleston): Redshirted the 2017-18 season.

HIGH SCHOOL AND PERSONAL: Averaged 21 points, six assists, five rebounds and three steals per game as a senior while playing for Laney High School ... led the Wildcats to a region title and Class AAA state quarterfinals appearance ... honored as the All-Area Georgia Boys Co-Player of the Year by The Augusta Chronicle ... during four years

of competition at Laney, the team compiled an 84-15 record and made three Final Four appearances in the state playoffs ... became the fifth player in school history to reach 1,000 points in a career ... was a four-time first team all-state and first team all-region selection ... earned Freshman of the Year and first-team all-defense honors ... played one post-grad year of basketball at Notre Dame Preparatory School in Fitchburg, Mass. and averaged 22.3 points per game ... son of William and Sandra Jasper ... has one brother, Vonte, and one sister, Latoya.

2021-22 JASPER GAME-BY-GAME

Opp.	GS	Min.	FG-A	3FG-A	FT-A	O-D-T	PF	A	TO	BLK	STL	PTS
Morehead State	*	18	0-5	0-1	1-2	2-0-2	3	0	2	0	2	1
ULM	*	26	2-5	1-3	1-2	0-0-0	2	6	0	0	1	6
at USF												
vs. UConn												
TBA												
TBA												
UCF												
Yale												
vs. Nebraska												
North Alabama												
at Saint Louis												
Murray State												
LSU												
at South Carolina												
Florida												
at Alabama												
at Ole Miss												
Georgia												
Kentucky												
at Missouri												
Oklahoma												
Alabama												
at Georgia												
at Arkansas												
Texas A&M												
Vanderbilt												
at Florida												
Ole Miss												
at Tennessee												
at Mississippi State												
South Carolina												

JASPER'S MISCELLANEOUS STATS

	2018-19	2019-20	2020-21	2021-22	Career
Games with 10+ Pts	6	13	16	0	35
Games with 20+ Pts	0	0	4	0	4
Games 5+ 3s	0	0	2	0	2
Games with 5+ Reb	2	1	5	0	8
Games with 10+ Reb	0	0	0	0	0
Games with 5+ Ast	0	2	3	1	6
Games with 10+ Ast	0	0	0	0	0
Games with 5+ Blk	0	0	0	0	0
Games with 5+ Stl	0	0	0	0	0
Double-Doubles	0	0	0	0	0

CAREER HIGHS

Points	38 vs. Columbus State (2/20/21)
Rebounds	7 (twice)
Field Goals	13 vs. Columbus State (2/20/21)
Field Goals Att.	21 vs. Drexel (3/7/21)
3-Pt. Field Goals	5 (twice)
3-Pt. Field Goals Att.	10 vs. Drexel (3/7/21)
Free Throws	10 vs. Towson (1/2/20)
Free Throws Att.	10 vs. Towson (1/2/20)
Assists	6 (twice)
Steals	3 (five times)
Blocks	1 (four times)
Minutes	42 vs. Columbus State (2/20/21)

JASPER'S CAREER STATISTICS

Year	GP-GS	Min-Avg	FG-A	Pct	3FG-A	Pct	FT-A	Pct	O-D-T--Avg	PF-FO	Ast	TO	Blk	Stl	Pts	Avg
2018-19	33-14	836-25.3	55-139	.396	36-90	.400	32-42	.762	12-59-71--2.2	60-0	42	25	1	24	178	5.4
2019-20	31-30	943-30.4	76-189	.402	36-99	.364	49-55	.891	15-38-53--1.7	64-1	53	26	1	28	237	7.6
2020-21	19-19	623-32.8	108-247	.437	38-110	.345	42-48	.875	15-56-71--3.7	40-1	50	25	2	15	296	15.6
2021-22	2-2	44-22.2	2-10	.200	1-4	.250	2-4	.500	2-0-2--1.0	5-0	6	2	0	3	7	3.5
TOTAL	85-65	2447-28.8	241-585	.412	111-303	.366	125-149	.839	44-153-197--2.3	169-2	151	78	4	70	718	8.4

13



WALKER KESSLER

7-1 • 245

Sophomore • Forward/Center
Newnan, Ga.
Woodward Academy

2020-21 (Freshman, North Carolina): Averaged 4.4 points, 3.2 rebounds and 0.9 blocks ... Shot 57.8 percent from the floor ... Earned co-ACC Freshman of the Week honors for his performances against Marquette on Feb. 24 and Florida State on Feb. 27 ... Scored 94 of his 127 points and made 38 of his 52 field goals in the last 11 games ... Scored in double figures five times with a season-high 20 at home against Florida State ... Grabbed 45 of his 94 rebounds (47.9 percent) on the offensive boards ... Set or matched season scoring and field goal highs in five straight games from February 13-27 ... First career double-double (16 points and 12 rebounds) and a season-high and UNC freshman record eight blocks in the ACC second round win over Notre Dame ... Set all-time ACC Tournament freshman record with eight blocks (previous was six by Duke's Mike Gminski in 1977 and Wake Forest's Tim Duncan in 1994) ... Previous UNC record for any ACC Tourney game was six by Eric Montross in 1994 ... Made 7 of 11 field goals, had five offensive rebounds and two steals ... Won UNC's defensive player of the game honors for the second time ... Blocked three shots in the home win over Duke ... Season- and game-high 20 points, nine field goals (in 10 attempts), five offensive rebounds, eight rebounds and four blocks in the 78-70 win over ACC-leading Florida State ... Started the second half vs. the Seminoles and went 7 for 7 from the floor for 14 points (four more than his previous game high) in 12:18 of second-half action ... Also won his first defensive player of the game award vs. FSU ... Made five field goals and matched his previous scoring high again with 10 points vs. Marquette ... Season-high three assists, all in the first half as UNC built a 48-29 lead, scored 10 points and had two steals against Louisville ... Then-season highs in points (10), rebounds (7) and assists (2) vs. Northeastern ... Led UNC with a then-season-high nine points and added five rebounds in 12 minutes at Virginia ... Had six points and four rebounds in four minutes in college debut vs. Charleston.

HIGH SCHOOL AND PERSONAL: Consensus five-star, top-25 prospect ... ranked 14th overall by ESPN, 22nd by 247 Sports and 24th by Rivals ... tabbed as the No. 1 player in the state of Georgia by ESPN and 247 Sports ... named a McDonald's All-American while playing at Woodward Academy in College Park, Ga. ... led the school to its first state title in its 120-year history ... averaged 17.8 points, 9.3 rebounds, 5.2 blocked shots, 1.3 steals and 1.2 assists as a senior ... earned a plethora of honors, including the Gatorade High School Player of the Year, Georgia's Mr. Basketball and the Atlanta Journal-Constitution's Georgia Player of the Year ... put up career totals of 2,003 points, 1,185 rebounds and 524 blocks as a prep ... also gained experience by participating in the 2019 minicamp for the USA Basketball Men's Junior National Team ... son of Dr. Chad and Andrea Kessler ... was selected as a member of the National Honor Society ... father played basketball at Georgia from 1983-87, scored 675 career points, won Academic All-America honors and was a fifth-round NBA Draft pick by the L.A. Clippers in 1987 ... brother, Houston, played at Georgia from 2013-17 ... uncle, the late Alec Kessler, earned All-SEC honors at Georgia, where he led the Bulldogs to the 1990 SEC championship ... Alec is Georgia's second-leading career scorer and was selected by Houston with the ninth pick in the 1990 NBA Draft.

2021-22 KESSLER GAME-BY-GAME												
Opp.	GS	Min.	FG-A	3FG-A	FT-A	O-D-T	PF	A	TO	BLK	STL	PTS
Morehead State	*	25	3-7	0-4	0-2	2-4-6	1	2	1	5	2	6
ULM	*	18	1-3	0-1	0-0	0-4-4	4	0	2	3	0	2
at USF												
vs. UConn												
TBA												
TBA												
UCF												
Yale												
vs. Nebraska												
North Alabama												
at Saint Louis												
Murray State												
LSU												
at South Carolina												
Florida												
at Alabama												
at Ole Miss												
Georgia												
Kentucky												
at Missouri												
Oklahoma												
Alabama												
at Georgia												
at Arkansas												
Texas A&M												
Vanderbilt												
at Florida												
Ole Miss												
at Tennessee												
at Mississippi State												
South Carolina												

KESSLER'S MISCELLANEOUS STATS			
	2020-21	2021-22	Career
Games with 10+ Pts	5	0	5
Games with 20+ Pts	1	0	1
Games 5+ 3s	0	0	0
Games with 5+ Reb	7	1	8
Games with 10+ Reb	1	0	0
Games with 5+ Ast	0	0	0
Games with 10+ Ast	0	0	0
Games with 5+ Blk	1	1	2
Games with 5+ Stl	0	0	0
Double-Doubles	1	0	1

CAREER HIGHS	
Points _____	20 vs. Florida State (2/27/21)
Rebounds _____	12 vs. Notre Dame (3/10/21)
Field Goals _____	9 vs. Florida State (2/27/21)
Field Goals Att. _____	11 vs. Notre Dame (3/10/21)
3-Pt. Field Goals _____	1 vs. Northeastern (2/17/21)
3-Pt. Field Goals Att. _____	4 vs. Morehead State (11/9/21)
Free Throws _____	3 (twice)
Free Throws Att. _____	5 vs. Texas (12/2/20)
Assists _____	3 vs. Louisville (2/20/21)
Steals _____	3 at NC State (12/20/20)
Blocks _____	8 vs. Notre Dame (3/10/21)
Minutes _____	25 vs. Morehead State (11/9/21)

KESSLER'S CAREER STATISTICS

Year	GP-GS	Min-Avg	FG-A	Pct	3FG-A	Pct	FT-A	Pct	O-D-T--Avg	PF-FO	Ast	TO	Blk	Stl	Pts	Avg
2020-21	29-0	252-8.7	52-90	.578	1-4	.250	22-41	.537	45-49-94--3.2	35-0	9	16	25	15	127	4.4
2021-22	2-2	43-21.3	4-10	.400	0-5	.000	0-2	.000	2-8-10--5.0	5-0	2	3	8	2	8	4.0
TOTAL	31-2	296-9.6	56-100	.560	1-9	.111	22-43	.512	47-57-104--3.4	40-0	11	19	33	17	135	4.4

22

ALLEN FLANIGAN

6-6 • 215

Junior • Guard

Little Rock, Ark.

Parkview Magnet HS



2020-21 (Sophomore): Averaged 14.3 points, 5.5 rebounds, 2.9 assists and 0.9 steals in 30.4 minutes per game ... started all 27 games was the team's primary scoring option ... was the most improved scorer in the SEC after raising his output by 11.1 from 3.2 points per game as a freshman to 14.3 points per tilt as a sophomore ... scoring average ranked 14th in the SEC ... was one of three players in the conference to average 14.0 points, 5.0 rebounds and 2.5 assists per game, joining Tre Mann (Florida) and Trendon Watford (LSU) ... averaged 14.7 points, 5.9 rebounds, 2.9 assists and 1.0 steals per game in league play ... was the only guard to rank in the top 15 in both points and rebounds per game in the SEC during conference play ... shot 45.5 percent from the floor, including 33.8 percent from 3, and 77.6 percent from free throw line ... made the sixth-most free throws in the SEC (97) and attempted the ninth-most free throws (125) ... was one of eight players in the SEC to have at least 350 points, 100 rebounds and 75 assists ... scored in double figures in 22 of team's 27 games, including six games with 20 or more points ... posted first career double-double with 19 points and 10 rebounds in SEC opener against Arkansas (Dec. 28) ... put up a career high 24 points against South Carolina (Jan. 23).

2019-20 (Freshman): Averaged 3.2 points, 2.7 rebounds, 0.4 assists and 0.3 steals in 13.7 minutes per game ... appeared in all 31 games ... earned first career start at Missouri (Feb. 15) ... third-best rebounding guard on the team at 2.7 boards per contest ... pulled down at least four rebounds 10 times, including seven times in SEC play ... was a perfect 4-for-4 and scored eight points in 12 minutes vs. Furman (Dec. 5) ... recorded career-highs in points (12) and rebounds (6) against Georgia (Jan. 11) ... matched career high with six boards in home win vs. Alabama (Feb. 12) ... followed up with six rebounds and hit season-best five free throws at Missouri (Feb. 15) ... posted nine points and five rebounds in 22 minutes at Tennessee (March 7).

HIGH SCHOOL AND PERSONAL: Labeled as a four-star by ESPN and a three-star by Rivals and 247Sports ... selected as the No. 1 player in Arkansas by ESPN and No. 3 by 247Sports ... attended Parkview Magnet High School where he played for his grandfather and local legend Alfred Flanigan ... won two state championships ... named the 5A Gatorade Arkansas Player of the Year ... also chosen as the district's top athlete ... played for the Joe Johnson Hawks in the adidas Gauntlet circuit, averaging 8.4 points, 3.6 rebounds and 1.2 assists per game ... led Hawks to 21-5 record and age division title in the Real Deal in the Rock ... son of Wes and Katrina Flanigan ... has two siblings: Collin and Mike ... father, Wes, was a four-year starter at point guard at Auburn from 1993-97 and is in the top 25 in program history with 1,228 career points ... father, Wes, was also an All-SEC selection in 1996 and is currently an assistant coach at Auburn ... enrolled in the College of Education.

2021-22 FLANIGAN GAME-BY-GAME												
Opp.	GS	Min.	FG-A	3FG-A	FT-A	O-D-T	PF	A	TO	BLK	STL	PTS
Morehead State		DNP										
ULM		DNP										
at USF												
vs. UConn												
TBA												
TBA												
UCF												
Yale												
vs. Nebraska												
North Alabama												
at Saint Louis												
Murray State												
LSU												
at South Carolina												
Florida												
at Alabama												
at Ole Miss												
Georgia												
Kentucky												
at Missouri												
Oklahoma												
Alabama												
at Georgia												
at Arkansas												
Texas A&M												
Vanderbilt												
at Florida												
Ole Miss												
at Tennessee												
at Mississippi State												
South Carolina												

FLANIGAN'S MISCELLANEOUS STATS				
	2019-20	2020-21	2021-22	Career
Games with 10+ Pts	1	20	0	21
Games with 20+ Pts	0	5	0	5
Games 5+ 3s	0	0	0	0
Games with 5+ Reb	6	15	0	21
Games with 10+ Reb	0	1	0	1
Games with 5+ Ast	0	5	0	5
Games with 10+ Ast	0	0	0	0
Games with 5+ Blk	0	0	0	0
Games with 5+ Stl	0	0	0	0
Double-Doubles	0	1	0	1

CAREER HIGHS	
Points	24 at South Carolina (1/23/21)
Rebounds	10 vs. Arkansas (12/30/20)
Field Goals	8 at Kentucky (2/13/21)
Field Goals Att.	14 (four times)
3-Pt. Field Goals	4 (four times)
3-Pt. Field Goals Att.	7 (five times)
Free Throws	8 vs. Kentucky (1/16/21)
Free Throws Att.	11 vs. Tennessee (2/27/21)
Assists	6 (twice)
Blocks	1 (nine times)
Steals	4 at Arkansas (1/20/21)
Minutes	37 vs. Tennessee (2/27/21)

FLANIGAN'S CAREER STATISTICS

Year	GP-GS	Min-Avg	FG-A	Pct	3FG-A	Pct	FT-A	Pct	O-D-T--Avg	PF-FO	Ast	TO	Blk	Stl	Pts	Avg
2019-20	31-3	429-13.8	39-99	.394	5-35	.143	17-37	.459	24-59-83--2.7	52-0	11	25	4	8	100	3.2
2020-21	27-27	820-30.4	122-268	.455	44-130	.338	97-125	.776	27-122-149--5.5	62-0	78	89	5	24	385	14.3
2021-22	0-0	0-0.0	0-0	.000	0-0	.000	0-0	.000	0-0-0--0.0	0-0	0	0	0	0	0	0.0
TOTAL	58-30	1249-21.5	161-367	.439	49-165	.297	114-162	.704	51-181-232--4.0	114-0	89	114	9	32	485	8.4

23

BABATUNDE AKINGBOLA

6-10 • 245
Junior • Center
Ogun, Nigeria
McEachern HS



2020-21 (Sophomore): Averaged 1.9 points, 2.6 rebounds and 0.9 blocks in 11.0 minutes per game ... appeared in all 27 games off the bench ... blocked a shot in 15 games, including five games with two or more blocked shots ... set career highs in points (seven), rebounds (eight) and minutes played (26) in the season opener against Saint Joseph's (Nov. 26) ... also made first career 3-pointer in that game ... swatted a career-high five shots in only eight minutes against Missouri (Jan. 26) ... was the only player in the country to have at least five blocks in eight or fewer minutes during the 2020-21 campaign and one of just five players to accomplish the feat in the last decade ... grabbed multiple rebounds in 12 of his last 15 games ... named to the SEC Academic Honor Roll.

2019-20 (Freshman): Averaged 0.2 points, 0.3 rebounds and 0.4 blocks in 2.3 minutes per game ... appeared in 13 games off the bench, including five in SEC play ... blocked a pair of shots in the first minute his career minute at South Alabama (Nov. 12) ... pulled down a pair of rebounds in five minutes of action vs. New Mexico (Nov. 25) ... scored his first career points with a dunk against Lipscomb (Dec. 29) ... saw a career-high six minutes in regular-season finale at Tennessee (March 7) and blocked a shot.

HIGH SCHOOL AND PERSONAL: Labeled as a four-star prospect by Rivals and a three-star by 247Sports and ESPN ... tabbed as the No. 15 player in Georgia by 247Sports and ESPN ... played at McEachern High School ... was a two-time all-state selection ... team made the Final Four ... averaged 6.0 points, 6.1 rebounds, 3.0 blocks and 1.1 assists per game ... competed with Athletes of Tomorrow on the Nike EYBL circuit ... had 70 rebounds to go along with 27 blocks and shot 56 percent from the floor in 10 games for AOT during Nike 17U circuit ... led team to third-place finish at the 45th annual City of Palms Classic ... son of Akintayo and Temitayo Akingbola ... has four sisters: Yinka, Laide, Kemi and Lola ... goes by the nickname "Stretch" ... enrolled in the Harbert College of Business.

CAREER HIGHS	
Points	7 vs. Saint Joseph's (11/26/20)
Rebounds	8 vs. Saint Joseph's (11/26/20)
Field Goals	2 (five times)
Field Goals Att.	5 vs. Saint Joseph's (11/26/20)
3-Pt. Field Goals	1 vs. Saint Joseph's (11/26/20)
3-Pt. Field Goals Att.	1 (five times)
Free Throws	2 (three times)
Free Throws Att.	5 vs. Saint Joseph's (11/26/20)
Assists	2 vs. Appalachian State (12/22/20)
Blocks	5 vs. Missouri (1/26/21)
Steals	2 (twice)
Minutes	26 vs. Saint Joseph's (11/26/20)

2021-22 AKINGBOLA GAME-BY-GAME												
Opp.	GS	Min.	FG-A	3FG-A	FT-A	O-D-T	PF	A	TO	BLK	STL	PTS
Morehead State		2	0-0	0-0	0-0	0-0-0	0	0	0	0	0	0
ULM		DNP										
at USF												
vs. UConn												
TBA												
TBA												
UCF												
Yale												
vs. Nebraska												
North Alabama												
at Saint Louis												
Murray State												
LSU												
at South Carolina												
Florida												
at Alabama												
at Ole Miss												
Georgia												
Kentucky												
at Missouri												
Oklahoma												
Alabama												
at Georgia												
at Arkansas												
Texas A&M												
Vanderbilt												
at Florida												
Ole Miss												
at Tennessee												
at Mississippi State												
South Carolina												

AKINGBOLA'S MISCELLANEOUS STATS				
	2019-20	2020-21	2021-22	Career
Games with 10+ Pts	0	0	0	0
Games with 20+ Pts	0	0	0	0
Games 5+ 3s	0	0	0	0
Games with 5+ Reb	0	4	0	4
Games with 10+ Reb	0	0	0	0
Games with 5+ Ast	0	0	0	0
Games with 10+ Ast	0	0	0	0
Games with 5+ Blk	0	1	0	1
Games with 5+ Stl	0	0	0	0
Double-Doubles	0	0	0	0

AKINGBOLA'S CAREER STATISTICS																
Year	GP-GS	Min-Avg	FG-A	Pct	3FG-A	Pct	FT-A	Pct	O-D-T--Avg	PF-FO	Ast	TO	Blk	Stl	Pts	Avg
2019-20	13-0	30-2.3	1-4	.250	0-1	.000	0-0	.000	1-3-4--0.3	7-0	2	3	5	0	2	0.2
2020-21	27-0	294-10.9	21-44	.477	1-4	.250	8-23	.348	35-34-60--2.6	49-0	5	16	25	9	51	1.9
2021-22	1-0	2-2.0	0-0	.000	0-0	.000	0-0	.000	0-0-0--0.0	0-0	0	0	0	0	0	0.0
TOTAL	41-0	328-8.0	22-48	.458	1-5	.200	8-23	.348	36-37-73--1.8	56-0	7	19	30	9	53	1.3

24



LIOR BERMAN

6-4 • 215
Junior • Guard
Birmingham, Ala.
Mountain Brook HS

2020-21 (Sophomore): Averaged 1.2 points in 2.7 minutes per game ... appeared in 11 games off the bench, including eight in SEC play ... shot 36.4 percent from beyond the arc ... first career points came on a 3-pointer vs. Troy (Dec. 19) ... scored a career-high six in 2-of-4 from shooting from downtown at South Carolina (Jan. 23) ... buried a 3 and completed a 4-point play at Alabama (March 2) ... named to the SEC Academic Honor Roll.

2019-20 (Freshman): Appeared in two games off the bench ... first career action came against CSUN (Nov. 15) ... also appeared vs. Colgate (Nov. 18) ... named to AD Honor Roll after maintaining a 3.5 or higher combined GPA for the previous spring and fall semesters.

HIGH SCHOOL AND PERSONAL: Played at Mountain Brook High School under head coach Bucky McMillan ... led team to No. 5 national ranking by USA Today and MaxPreps during senior season ... selected to the state finals all-tournament team, all-region team and all-area team ... won three state championships during sophomore, junior and senior campaigns ... team went 95-13 in three years as a starter ... also competed at the 2017 World Maccabiah Games where he won a gold medal with Team USA ... son of Elan and Jennifer Berman ... has two siblings: Josie and Lev ... grandfather, Floyd Berman, ran track and played lacrosse at Virginia ... uncle, Dan Berman, played baseball at Brandeis ... grandfather, Eddie Phillips, played football at East Mississippi ... enrolled in the College of Architecture, Design, and Construction.

2021-22 BERMAN'S GAME-BY-GAME												
Opp.	GS	Min.	FG-A	3FG-A	FT-A	O-D-T	PF	A	TO	BLK	STL	PTS
Morehead State	7		1-3	0-2	0-0	0-0-0	0	0	0	0	0	2
ULM	3		0-0	0-0	0-0	0-0-0	0	0	0	0	0	0
at USF												
vs. UConn												
TBA												
TBA												
UCF												
Yale												
vs. Nebraska												
North Alabama												
at Saint Louis												
Murray State												
LSU												
at South Carolina												
Florida												
at Alabama												
at Ole Miss												
Georgia												
Kentucky												
at Missouri												
Oklahoma												
Alabama												
at Georgia												
at Arkansas												
Texas A&M												
Vanderbilt												
at Florida												
Ole Miss												
at Tennessee												
at Mississippi State												
South Carolina												

CAREER HIGHS	
Points	6 at South Carolina (1/23/21)
Rebounds	1 (twice)
Field Goals	2 at South Carolina (1/23/21)
Field Goals Att.	4 at South Carolina (1/23/21)
3-Pt. Field Goals	2 at South Carolina (1/23/21)
3-Pt. Field Goals Att.	4 at South Carolina (1/23/21)
Free Throws	1 at Alabama (3/2/21)
Free Throws Att.	1 at Alabama (3/2/21)
Assists	-
Steals	-
Blocks	-
Minutes	6 vs. Troy (12/19/20)

BERMAN'S MISCELLANEOUS STATS			
	2020-21	2021-22	Career
Games with 10+ Pts	0	0	0
Games with 20+ Pts	0	0	0
Games 5+ 3s	0	0	0
Games with 5+ Reb	0	0	0
Games with 10+ Reb	0	0	0
Games with 5+ Ast	0	0	0
Games with 10+ Ast	0	0	0
Games with 5+ Blk	0	0	0
Games with 5+ Stl	0	0	0
Double-Doubles	0	0	0

BERMAN'S CAREER STATISTICS																
Year	GP-GS	Min-Avg	FG-A	Pct	3FG-A	Pct	FT-A	Pct	O-D-T--Avg	PF-FO	Ast	TO	Blk	Stl	Pts	Avg
2019-20	2-0	3-1.5	0-1	.000	0-0	.000	0-0	.000	0-0-0--0.0	0-0	0	0	0	0	0	0.0
2020-21	11-0	30-2.7	4-12	.333	4-11	.364	1-1	1.000	0-2-2--0.2	1-0	0	0	0	0	13	1.2
2021-22	2-0	11-5.4	1-3	.333	0-2	.000	0-0	.000	0-0-0--0.0	0-0	0	0	0	0	2	1.0
TOTAL	15-0	43-2.8	5-16	.313	4-13	.308	1-1	1.000	0-2-2--0.1	1-0	0	0	0	0	15	1.0

35



DEVAN CAMBRIDGE

6-6 • 215

Junior • Guard

Nashville, Tenn.

Hillcrest Prep (Ariz.)

2020-21 (Sophomore): Averaged 8.9 points, 3.6 rebounds, 0.9 steals, 0.7 assists and 0.6 blocks in 25.3 minutes per game ... appeared in all 27 games and earned 19 starts ... scored in double figures 14 times, including 11 of his last 16 games ... more than doubled his scoring output from a season ago, improving from 4.2 points per game as a freshman to 8.9 points per contest as a sophomore ... averaged 9.9 points, 3.7 rebounds and 1.1 steals per game during SEC play ... shot 37.6 percent from the floor overall and 41.6 percent in league-only games ... finished third on the team with 41 3-pointers made ... knocked down three or more 3s in a game six times with five coming against SEC foes ... in his first collegiate start, posted first career double-double with 13 points and a career-high 10 rebounds against Saint Joseph's (Nov. 26) ... blocked a career-high five shots in win over Georgia on (Jan. 13) ... with Jaylin Williams, became only set of teammates in Division I to block at least five shots in the same game this in 2020-21 ... posted season-high 16 points against Ole Miss (Feb. 6) ... named to the SEC Academic Honor Roll.

2019-20 (Freshman): Averaged 4.2 points, 2.3 rebounds, 0.4 blocks and 0.4 steals in 13.2 minutes per game ... played in all 31 games off the bench ... led team in blocks and steals three times and scoring once ... played 10-plus minutes 17 times ... was team's second-best three-point shooter at 37 percent (27-of-73) ... scored career-high 26 points on 10-of-14 shooting vs. South Carolina (Jan. 22) ... 26 points were the most points scored by an Auburn freshman since Danjel Purifoy scored 27 points in back-to-back games in 2016 ... knocked down career-high seven 3-pointers en route to 21 points against LSU (Feb. 8) ... scored four or more points in 12 games and had at least eight points in four of his last eight games ... pulled down four or more rebounds in seven games with five heading into SEC play ... racked up a block or a steal 15 times ... named to AD Honor Roll after maintaining a 3.5 or higher combined GPA for the previous spring and fall semesters.

HIGH SCHOOL AND PERSONAL: Labeled as a three-star by both Rivals and 247Sports ... tabbed as the No. 8 player in the state of Arizona by 247Sports ... averaged 13 points, 6.5 rebounds, 2.3 blocks and 1.7 steals in 22 games during senior season for Hillcrest Prep in Phoenix, Ariz ... Shot 49 percent from the field, including 38 percent from three ... played on the Nike EYBL circuit with Athletes of Tomorrow, averaging 15.1 points, 5.1 rebounds, 1.3 assists and 1.3 blocks per game in 13 games ... son of Desmond Cambridge and Teon Cotton ... has six siblings: Desmond Jr., Jalon, Jalon, Jasiah, Jordyn and Kennedy ... father, Desmond Sr., was an all-conference player at Alabama A&M where he set the NCAA record for steals in a season with 160 - a record that still stands after the 2018-19 season - while also averaging 20.7 points per game ... brother, Desmond Jr., is a junior on the basketball team at Nevada ... enrolled in the College of Education.

2021-22 CAMBRIDGE GAME-BY-GAME												
Opp.	GS	Min.	FG-A	3FG-A	FT-A	O-D-T	PF	A	TO	BLK	STL	PTS
Morehead State	*	24	4-7	1-3	2-2	2-2-4	0	1	0	0	0	11
ULM	*	19	1-6	0-4	0-0	1-2-3	1	0	0	0	0	2
at USF												
vs. UConn												
TBA												
TBA												
UCF												
Yale												
vs. Nebraska												
North Alabama												
at Saint Louis												
Murray State												
LSU												
at South Carolina												
Florida												
at Alabama												
at Ole Miss												
Georgia												
Kentucky												
at Missouri												
Oklahoma												
Alabama												
at Georgia												
at Arkansas												
Texas A&M												
Vanderbilt												
at Florida												
Ole Miss												
at Tennessee												
at Mississippi State												
South Carolina												

CAMBRIDGE'S MISCELLANEOUS STATS				
	2019-20	2020-21	2021-22	Career
Games with 10+ Pts	4	14	1	19
Games with 20+ Pts	2	0	0	2
Games 5+ 3s	2	1	0	3
Games with 5+ Reb	3	8	0	11
Games with 10+ Reb	0	1	0	1
Games with 5+ Ast	0	0	0	0
Games with 10+ Ast	0	0	0	0
Games with 5+ Blk	0	1	0	1
Games with 5+ Stl	0	0	0	0
Double-Doubles	0	1	0	1

CAREER HIGHS	
Points	26 vs. South Carolina (1/22/20)
Rebounds	10 vs. Saint Joseph's (11/26/20)
Field Goals	10 vs. South Carolina (1/22/20)
Field Goals Att.	17 vs. Tennessee (2/27/21)
3-Pt. Field Goals	7 vs. LSU (2/8/20)
3-Pt. Field Goals Att.	11 vs. South Alabama (12/4/20)
Free Throws	4 (three times)
Free Throws Att.	8 vs. Saint Joseph's (11/26/20)
Assists	3 at Baylor (1/30/21)
Blocks	5 at Georgia (1/13/21)
Steals	3 (three times)
Minutes	38 vs. Ole Miss (2/6/21)

CAMBRIDGE'S CAREER STATISTICS

Year	GP-GS	Min-Avg	FG-A	Pct	3FG-A	Pct	FT-A	Pct	O-D-T--Avg	PF-FO	Ast	TO	Blk	Stl	Pts	Avg
2019-20	31-0	408-13.2	49-115	.426	27-79	.342	5-18	.278	20-51-71--2.3	34-0	4	22	11	12	130	4.2
2020-21	27-19	682-25.3	86-229	.376	41-143	.287	28-48	.583	28-69-97--3.6	46-0	20	37	15	24	241	8.9
2021-22	2-2	43-21.4	5-13	.385	1-7	.143	2-2	1.000	3-4-7--3.5	1-0	1	0	0	0	13	6.5
TOTAL	60-21	1134-18.9	140-357	.392	69-229	.301	35-68	.515	51-124-175--2.9	81-0	25	59	26	36	384	6.4

44

DYLAN CARDWELL

6-11 • 250
Sophomore • Center
Augusta, Ga.
McEachern HS



2020-21 (Freshman): Averaged 3.8 points, 3.6 rebounds, 0.6 blocks and 0.5 assists in 15.1 minutes per game ... played in all 27 games off the bench ... shot a team-best 70.5 percent from the floor ... shooting percentage was third-highest among SEC players who have attempted at least 50 shots ... was the only player in the country to shoot better than 70 percent from the floor and total at least 90 rebounds and 15 blocks in 2020-21 ... led the team with 49 offensive rebounds ... pulled down four-plus rebounds in 14 games, including a career-high eight boards against Kentucky (Jan. 16) ... recorded career-high three steals vs. Georgia (Jan. 13) ... scored career-high 10 points on 5-of-7 shooting against Ole Miss (Feb. 6) ... made first career 3-pointer on a fadeaway shot as the shot clock was expiring in the season finale vs. Mississippi State (March 6).

HIGH SCHOOL AND PERSONAL: Tabbed as a 4-star prospect by Rivals and a 3-star prospect by 247Sports and ESPN ... ranked 125th overall in the 2020 class by Rivals and 151st by 247Sports ... chosen as a top-15 player in the state of Georgia by 247Sports (13) and ESPN (14) ... listed as the No. 15 center by Rivals and the No. 25 center by 247Sports ... tabbed as the 56th-best player in his region by ESPN ... played two seasons at Oak Hill Academy (Va.) before transferring back to McEachern High School (Ga.) for senior season ... averaged 3.8 points and 3.8 rebounds, while shooting 68 percent from the floor as a junior ... on the AAU circuit, played for Athletes of Tomorrow ... averaged 6.7 points, 8.7 rebounds and 2.2 blocks per game on the Nike EYBL circuit ... at the 2019 Peach Jam, averaged 5.2 points, seven rebounds and 2.5 blocks per contest.

CAREER HIGHS

Points	10 vs. Ole Miss (2/6/21)
Rebounds	8 vs. Kentucky (1/16/21)
Field Goals	5 vs. Ole Miss (2/6/21)
Field Goals Att.	7 (twice)
3-Pt. Field Goals	1 vs. Mississippi State (3/6/21)
3-Pt. Field Goals Att.	1 vs. Mississippi State (3/6/21)
Free Throws	6 vs. Missouri (1/26/21)
Free Throws Att.	7 vs. Missouri (1/26/21)
Assists	3 vs. Saint Joseph's (11/26/20)
Blocks	2 (six times)
Steals	3 at Georgia (1/13/21)
Minutes	29 vs. Ole Miss (2/6/21)

2021-22 CARDWELL GAME-BY-GAME

Opp.	GS	Min.	FG-A	3FG-A	FT-A	O-D-T	PF	A	TO	BLK	STL	PTS
Morehead State	12		1-1	0-0	0-0	1-1-2	1	0	0	1	2	2
ULM	15		1-3	0-0	0-0	4-3-7	2	1	0	2	2	2
at USF												
vs. UConn												
TBA												
TBA												
UCF												
Yale												
vs. Nebraska												
North Alabama												
at Saint Louis												
Murray State												
LSU												
at South Carolina												
Florida												
at Alabama												
at Ole Miss												
Georgia												
Kentucky												
at Missouri												
Oklahoma												
Alabama												
at Georgia												
at Arkansas												
Texas A&M												
Vanderbilt												
at Florida												
Ole Miss												
at Tennessee												
at Mississippi State												
South Carolina												

CARDWELL'S MISCELLANEOUS STATS

	2020-21	2021-22	Career
Games with 10+ Pts	1	0	1
Games with 20+ Pts	0	0	0
Games 5+ 3s	0	0	0
Games with 5+ Reb	8	1	9
Games with 10+ Reb	0	0	0
Games with 5+ Ast	0	0	0
Games with 10+ Ast	0	0	0
Games with 5+ Blk	0	0	0
Games with 5+ Stl	0	0	0
Double-Doubles	0	0	0

CARDWELL'S CAREER STATISTICS

Year	GP-GS	Min-Avg	FG-A	Pct	3FG-A	Pct	FT-A	Pct	O-D-T--Avg	PF-FO	Ast	TO	Blk	Stl	Pts	Avg
2020-21	27-0	409-15.1	43-61	.705	1-1	1.000	16-28	.571	49-49--98-3.6	57-1	13	41	17	12	103	3.8
2021-22	2-0	27-13.4	2-4	.500	0-0	.000	0-0	.000	5-4-9--4.5	3-0	1	0	3	4	4	2.0
TOTAL	29-0	436-15.0	45-65	.692	1-1	1.000	16-28	.571	54-53--107-3.7	60-1	14	41	20	16	107	3.7

2021-22 SEASON STATISTICS



2021-22 Auburn Men's Basketball Combined Team Statistics All games

Game Records

Record	Overall	Home	Away	Neutral
ALL GAMES	2-0	2-0	0-0	0-0
CONFERENCE	0-0	0-0	0-0	0-0
NON-CONFERENCE	2-0	2-0	0-0	0-0

Score by Periods

Team	1st	2nd	OT	TOT
Auburn	81	89	0	170
Opponents	63	56	0	119

Team Box Score

No.	Player	Total					3-Point		F-Throw		Rebounds					Other						
		GP-GS	MIN	AVG	FG-FGA	FG%	3FG-3FGA	3FG%	FT-FTA	FT%	OFF	DEF	TOT	AVG	PF	DQ	A	TO	BLK	STL	PTS	AVG
1	GREEN JR., Wendell	2-2	55:19	27.7	12-27	.444	4-12	.333	6-8	.750	0	12	12	6.0	3	0	6	3	0	1	34	17.0
10	SMITH, Jabari	2-2	50:21	25.2	10-18	.556	5-8	.625	6-8	.750	2	15	17	8.5	3	0	6	3	3	7	31	15.5
0	JOHNSON, K.D.	2-0	47:07	23.6	9-21	.429	6-12	.500	6-8	.750	1	4	5	2.5	5	0	3	1	0	4	30	15.0
5	MOORE, Chris	2-0	35:49	17.9	7-11	.636	0-1	.000	6-6	1.000	2	3	5	2.5	3	0	1	1	0	0	20	10.0
2	WILLIAMS, Jaylin	2-0	32:30	16.3	7-10	.700	1-4	.250	1-1	1.000	1	3	4	2.0	6	0	3	3	4	0	16	8.0
35	CAMBRIDGE, Devan	2-2	42:51	21.4	5-13	.385	1-7	.143	2-2	1.000	3	4	7	3.5	1	0	1	0	0	0	13	6.5
13	KESSLER, Walker	2-2	42:41	21.3	4-10	.400	0-5	.000	0-2	.000	2	8	10	5.0	5	0	2	3	8	2	8	4.0
12	JASPER, Zep	2-2	44:29	22.2	2-10	.200	1-4	.250	2-4	.500	2	0	2	1.0	5	0	6	2	0	3	7	3.5
44	CARDWELL, Dylan	2-0	26:49	13.4	2-4	.500	0-0	.000	0-0	.000	5	4	9	4.5	3	0	1	0	3	4	4	2.0
25	LEOPARD, Chandler	2-0	02:20	1.2	1-1	1.000	1-1	1.000	0-0	.000	0	1	1	0.5	0	0	0	0	0	0	3	1.5
24	BERMAN, Lior	2-0	10:45	5.4	1-3	.333	0-2	.000	0-0	.000	0	0	0	0.0	0	0	0	0	0	0	2	1.0
14	COOK, Preston	2-0	02:20	1.2	1-1	1.000	0-0	.000	0-0	.000	1	0	1	0.5	0	0	0	0	0	0	2	1.0
23	AKINGBOLA, Babatunde	1-0	01:59	2.0	0-0	.000	0-0	.000	0-0	.000	0	0	0	0.0	0	0	0	0	0	0	0	0.0
21	CRESSMAN, Ty	2-0	02:20	1.2	0-0	.000	0-0	.000	0-0	.000	0	0	0	0.0	0	0	0	0	0	0	0	0.0
33	MAASDORP, Chase	2-0	02:20	1.2	0-0	.000	0-0	.000	0-0	.000	0	0	0	0.0	0	0	1	0	0	0	0	0.0
Team												1	1									
Total		2	400		61-129	.473	19-56	.339	29-39	.744	19	55	74	37.0	34	0	30	16	18	21	170	85.0
Opponents		2	400		45-114	.395	10-38	.263	19-32	.594	18	51	69	34.5	34	1	14	33	6	12	119	59.5

Team Statistics

	AUB	OPP
Scoring	170	119
Points per game	85.0	59.5
Scoring margin	+25.5	-
Field goals-att	61-129	45-114
Field goal pct	.473	.395
3 point fg-att	19-56	10-38
3-point FG pct	.339	.263
3-pt FG made per game	9.5	5.0
Free throws-att	29-39	19-32
Free throw pct	.744	.594
F-Throws made per game	14.5	9.5
Rebounds	74	69
Rebounds per game	37.0	34.5
Rebounding margin	+2.5	-
Assists	30	14
Assists per game	15.0	7.0
Turnovers	16	33
Turnovers per game	8.0	16.5
Turnover margin	+8.5	-
Assist/turnover ratio	1.9	0.4
Steals	21	12
Steals per game	10.5	6.0
Blocks	18	6
Blocks per game	9.0	3.0
Winning streak	2	-
Home win streak	2	-
Attendance	18242	0
Home games-Avg/Game	2-9121	0-0
Neutral site-Avg/Game	-	0-0

Team Results

Date	Opponent		Score	Att.
11/09/2021	Morehead St.	W	77-54	9121
11/12/2021	La.-Monroe	W	93-65	9121

2021-22 BOX SCORES

GAME 1 | #22/22 AUBURN 77, MOREHEAD STATE 54

GAME 2 | #22/22 AUBURN 93, ULM 65



Official Basketball Box Score - Final
Morehead St. at Auburn
11/09/21 Auburn Arena, Auburn
2021-22 Men's Basketball

Game Time: 7:00 PM
Game Duration: 1:45
Attendance: 9,121

Officials: Steven Anderson, Owen Shortt, Hunter Allen

Table with columns: NO., Name, Min, FG, 3P, FT, Rebounds, Fouls, TP, AS, TO, ST, Blocks, +/-

Shooting By Period table with columns: 1st, 2nd, 3rd, GM, FT, FT%

Dead Ball Rebounds: 3, 0

Table with columns: NO., Name, Min, FG, 3P, FT, Rebounds, Fouls, TP, AS, TO, ST, Blocks, +/-

Shooting By Period table with columns: 1st, 2nd, 3rd, GM, FT, FT%

Dead Ball Rebounds: 3, 0

Summary table with columns: MSU, AU, Points from, Turnovers, Paint, Second Chance, Fast Breaks, Bench



Official Basketball Box Score - Final
La-Monroe at Auburn
11/11/21 Auburn Arena, Auburn
2021-22 Men's Basketball

Game Time: 7:00 PM
Game Duration: 2:01
Attendance: 9,121

Officials: Bart Lenox, Jason Baker, Vladimir Voyard-Tadai

Table with columns: NO., Name, Min, FG, 3P, FT, Rebounds, Fouls, TP, AS, TO, ST, Blocks, +/-

Shooting By Period table with columns: 1st, 2nd, 3rd, GM, FT, FT%

Dead Ball Rebounds: 6, 0

Table with columns: NO., Name, Min, FG, 3P, FT, Rebounds, Fouls, TP, AS, TO, ST, Blocks, +/-

Shooting By Period table with columns: 1st, 2nd, 3rd, GM, FT, FT%

Dead Ball Rebounds: 5, 0

Summary table with columns: ULM, AUB, Points from, Turnovers, Paint, Second Chance, Fast Breaks, Bench