



# 2022 AUBURN BASEBALL

AUBURN ATHLETICS COMMUNICATIONS: 392 SOUTH DONAHUE DRIVE || AUBURN, AL 36849 || AUBURNTIGERS.COM || @AUBURN\_BASEBALL

## 2022 SCHEDULE

Day	Date	Opponent	Time/Result
Fri	Feb. 18	vs. Oklahoma	L, 0-3
Sat	Feb. 19	vs. #12 Texas Tech	W, 2-1
Sun	Feb. 20	vs. Kansas State	W, 12-1
<b>WED FEB. 23</b>		<b>TROY</b>	<b>W, 13-1</b>
<b>FRI FEB. 25</b>		<b>YALE</b>	<b>W, 9-0</b>
<b>SAT FEB. 26</b>		<b>YALE</b>	<b>W, 4-3</b>
<b>SAT FEB. 26</b>		<b>YALE</b>	<b>L, 4-5 (10)</b>
<b>TUE MAR. 1</b>		<b>ALABAMA STATE</b>	<b>W, 13-7</b>
<b>WED MAR. 2</b>		<b>UAB</b>	<b>W, 13-1</b>
<b>FRI MAR. 4</b>		<b>RHODE ISLAND</b>	<b>W, 7-2</b>
<b>SAT MAR. 5</b>		<b>RHODE ISLAND</b>	<b>W, 16-0</b>
<b>SAT MAR. 5</b>		<b>RHODE ISLAND</b>	<b>W, 12-0</b>
<b>SUN MAR. 6</b>		<b>RHODE ISLAND</b>	<b>W, 14-1</b>
Wed	Mar. 9	vs. Tennessee Tech	W, 4-3
<b>FRI MAR. 11</b>		<b>MIDDLE TENNESSEE</b>	<b>L, 8-10</b>
<b>SAT MAR. 12</b>		<b>MIDDLE TENNESSEE</b>	<b>W, 10-7</b>
<b>SUN MAR. 13</b>		<b>MIDDLE TENNESSEE</b>	<b>L, 3-4 (8)</b>
<b>THU MAR. 17</b>		<b>#1 OLE MISS</b>	<b>L, 6-13</b>
<b>FRI MAR. 18</b>		<b>#1 OLE MISS</b>	<b>W, 19-5</b>
<b>SAT MAR. 19</b>		<b>#1 OLE MISS</b>	<b>L, 2-15</b>
Tue	Mar. 22	vs. South Alabama	W, 13-12
Fri	Mar. 25	at Texas A&M	W, 6-5 (10)
Sat	Mar. 26	at Texas A&M	L, 4-5 (11)
Sun	Mar. 27	at Texas A&M	W, 13-9
<b>TUE MAR. 29</b>		<b>JACKSONVILLE STATE</b>	<b>L, 2-5</b>
Thu	Mar. 31	at #12 LSU	W, 6-5
Fri	Apr. 1	at #12 LSU	L, 2-9
Sat	Apr. 2	at #12 LSU	W, 6-4
Tue	Apr. 5	at UAB	6 pm
<b>FRI APR. 8</b>		<b>#12 VANDERBILT</b>	<b>6 PM</b>
<b>SAT APR. 9</b>		<b>#12 VANDERBILT</b>	<b>4 PM</b>
<b>SUN APR. 10</b>		<b>#12 VANDERBILT</b>	<b>1 PM</b>
<b>TUE APR. 12</b>		<b>SAMFORD</b>	<b>6 PM</b>
Thu	Apr. 14	at Miss. State	7 pm
Fri	Apr. 15	at Miss. State	6 pm
Sat	Apr. 16	at Miss. State	1 pm
<b>TUE APR. 19</b>		<b>ALABAMA STATE</b>	<b>6 PM</b>
<b>WED APR. 20</b>		<b>KENNESAW STATE</b>	<b>6 PM</b>
<b>FRI APR. 22</b>		<b>SOUTH CAROLINA</b>	<b>6 PM</b>
<b>SAT APR. 23</b>		<b>SOUTH CAROLINA</b>	<b>2 PM</b>
<b>SUN APR. 24</b>		<b>SOUTH CAROLINA</b>	<b>1 PM</b>
Tue	Apr. 26	at Jacksonville State	6 pm
Fri	Apr. 29	at #1 Tennessee	6 pm
Sat	Apr. 30	at #1 Tennessee	6 pm
Sun	Apr. 31	at #1 Tennessee	1 pm
<b>FRI MAY 6</b>		<b>#2 ARKANSAS</b>	<b>6 PM</b>
<b>SAT MAY 7</b>		<b>#2 ARKANSAS</b>	<b>4:30 PM</b>
<b>SUN MAY 8</b>		<b>#2 ARKANSAS</b>	<b>1 PM</b>
Tue	May 10	at Troy	6 pm
<b>FRI MAY 13</b>		<b>ALABAMA</b>	<b>7:30 PM</b>
<b>SAT MAY 14</b>		<b>ALABAMA</b>	<b>2 PM</b>
<b>SUN MAY 15</b>		<b>ALABAMA</b>	<b>3 PM</b>
Tue	May 17	at Samford	6 pm
Thu	May 19	at Kentucky	5:30 pm
Fri	May 20	at Kentucky	5:30 pm
Sat	May 21	at Kentucky	1 pm

### POSTSEASON

May 24-29	SEC Tournament	TBA
June 3-6	NCAA Regionals	TBA
June 10-13	NCAA Super Regionals	TBA
June 17-27	College World Series	TBA

Home games in **BOLD CAPS**

All home games at Plainsman Park | All times central  
^ SEC Tournament



## GAME 29

## BIRMINGHAM, ALA. (Regions Field)



### #25 AUBURN TIGERS (19-9, 5-4 SEC)

Head Coach: Butch Thompson (Birmingham-Southern, 1992)

Career Record: 237-172 (8th season) | Record at Auburn: 198-151 (7th season)

VS.



### UAB BLAZERS (19-8, 5-4 C-USA)

Head Coach: Casey Dunn (Auburn, 1999)

Career Record: 428-430 (19th season) | Record at UAB: 19-8 (1st season)

### » QUICK HITTERS

- Auburn is coming off its first series win in Baton Rouge since 2011 and its fourth straight SEC road series win dating back to last season.
- It marks the first time Auburn has won four straight SEC road series since 1997-98.
- The Tigers are 8-3 in games away from Plainsman Park this season.
- The eight road wins and .727 winning percentage are the second best in the SEC.
- The team has won 11 games in which they trailed and are 6-3 in one-run games this year.
- Auburn entered the top 25 this week, marking the first time being ranked since week two of 2021.
- The Tigers were tabbed No. 18 by Collegiate Baseball and No. 25 by Baseball America.
- Sonny DiChiara leads the country in batting average (.461) and on-base percentage (.616) and ranks second in slugging percentage (.921).
- Mason Barnett is set to make his second start against UAB this season. He held the Blazers to one run on two hits with no walks and eight strikeouts on Mar. 2.
- The Tigers are 5-1 in midweek games and have outscored the opponent 69-21.
- Last week's 5-2 loss to Jacksonville State was the team's first in a midweek game this season.
- Auburn is 52-11 all-time against UAB, including 19-7 on the road against the Blazers.

## PITCHING MATCHUP

### AUBURN

### UAB

TUE | JR RHP Mason Barnett

(1-1, 5.82) vs. FR RHP Thomas Ballard

(4-1, 2.01)

## GAME INFO

Date: Tuesday, Apr. 4, 2022

Game Time: 6 p.m. CT

Site: Birmingham, Ala. / Regions Field (8,500)

TV: C-USA-TV

Talent: TBA

Radio: 93.9 FM | AuburnTigers.com

Talent: Andy Burcham, Brad Law

Live Stats: StatBroadcast.com

Twitter Updates: @AuburnBaseball

Postgame Recap: AuburnTigers.com

Series History: Auburn leads, 51-11

Auburn: Auburn leads, 31-3

Birmingham: Auburn leads, 19-7

Neutral: Series tied, 1-1

Last Meeting: Auburn 16, UAB 1 (3/2/22)

Streak: W2

## AUBURN

19-9, 5-4 SEC

### Team Leaders

Batting Average:	SR IF <b>Sonny DiChiara</b> (.461)
Runs:	Two tied (25)
2B:	Two tied (11)
HR:	SR IF <b>Sonny DiChiara</b> (8)
RBI:	R-SO C/OF <b>Ryan Dyal</b> (26)
Stolen Bases:	R-JR IF <b>Blake Rampusch</b> (7-11)

## UAB

19-8, 5-4 C-USA

### Team Leaders

Batting Average:	JR OF <b>Christian Hall</b> (.396)
Runs:	R-JR IF <b>John Marc Mullins</b> (27)
2B:	R-SR IF <b>Josh Sears</b> (7)
HR:	R-SR IF <b>Josh Sears</b> (8)
RBI:	R-SR IF <b>Josh Sears</b> (31)
Stolen Bases:	SR OF <b>Caleb Floyd</b> (7-8)

## POTENTIAL STARTING LINEUP

Pos.	#	Player	AVG	AB	R	H	2B	3B	HR	RBI	SB-SBA	BB
C	6	Ryan Dyal	.247	81	21	20	4	0	4	26	0-0	13
1B	17	Sonny DiChiara	.461	76	25	35	11	0	8	24	0-0	28
2B	7	Cole Foster	.280	75	14	21	3	0	3	21	0-1	13
3B	11	Blake Rampusch	.388	116	25	45	7	1	2	22	7-11	12
SS	4	Brody Moore	.288	104	24	30	5	0	2	13	2-2	15
LF	31	Mike Bello	.310	42	12	13	3	0	1	7	1-1	7
CF	5	Kason Howell	.325	114	24	37	11	1	2	24	5-6	12
RF	27	Bobby Peirce	.333	18	2	6	0	1	0	2	0-0	0
DH	19	Brooks Carlson	.300	50	15	15	1	0	1	8	0-0	8

## AUBURN'S RECORD WHEN...

	2022	Under Thompson
Overall	19-9	198-151
SEC	5-4	68-90
Non-Conference	14-5	118-50
Postseason	0-0	15-14
Home	11-6	132-69
Away	4-2	46-63
Neutral	4-1	18-17
Current streak	W1	W1
Last 5 games	3-2	3-2
Last 10 games	6-4	6-4

### Situational:

AU scores first	8-2	131-50
Opp. scores first	11-7	67-101
AU scores 4+ runs	18-4	180-67
AU scores 3 runs or less	1-5	18-84
AU leads after 7 innings	15-2	160-16
8 innings	16-1	180-13
AU trails after 7 innings	2-6	14-109
8 innings	1-6	5-118
Game tied after 7 innings	1-0	19-22
8 innings	1-1	6-14
Extra Innings	1-3	10-18
1-run games	6-3	42-42
2-run games	1-1	22-15
3-run games	1-2	21-20
Games decided by 5+ runs	10-3	94-46
vs. LH Starter	5-2	60-48
vs. RH Starter	14-7	139-102
More hits than opponent	11-3	145-28
Fewer hits than opponent	5-5	34-112
Hits are tied	3-1	17-12
AU has 10+ hits	15-4	123-60
Opp. has 10+ hits	6-5	49-95
Hit a home run	12-4	129-61
Opp. hits a home run	8-7	83-96
AU quality start	3-2	64-22
Opp. quality start	0-1	25-56
AU commits no errors	8-2	85-38
Opp. commits no error	8-4	53-76

### By Day:

Sunday	4-1	32-27
Monday	0-0	1-2
Tuesday	2-1	39-17
Wednesday	3-0	17-6
Thursday	1-1	8-15
Friday	4-3	48-35
Saturday	5-3	50-47
Day Games (first pitch before 6 p.m.)	9-5	115-80
Night Games (first pitch after 6 p.m.)	10-4	84-71
Doubleheaders	4-2	25-15

### By Month:

February	5-2	45-14
March	13-6	74-41
April	1-1	39-45
May	0-0	28-41
June	0-0	10-7

### By Jersey:

White	5-2	55-32
Blue	2-2	35-31
Orange	5-2	44-31
Gray	3-0	23-35
Pinstripes	4-3	31-20
Cream Throwback	0-0	8-2

## UNIVERSITY INFORMATION

Location	Auburn, Ala.
Enrollment	31,526
Founded	October 1, 1856
Nickname	Tigers
Colors	Burnt Orange and Navy Blue
President	Dr. Jay Gogue
Athletics Director	Allen Greene
Conference	Southeastern (SEC West)
Stadium / Capacity	Samford Stadium-Hitchcock Field at Plainsman Park / 4,096
Ticket Office Phone	855-282-2010

## BASEBALL COACHING / SUPPORT STAFF

Head Coach	Butch Thompson (Birmingham-Southern, 1992)
Record at Auburn / Seasons	198-151 (.567) / 7th
Career Coaching Record / Seasons	237-172 (.579) / 8th
Assistant Coach	Karl Nonemaker (Vanderbilt, 2002)
Assistant Coach	Gabe Gross (Auburn, 2012)
Volunteer Assistant	Tim Hudson (Auburn, 2021)
Director of Player Development	Aaron Everett (UT Martin, 2012)
Director of Operations	Greg Drye (Southern Miss, 1998)
Athletic Trainer	Anthony Sandersen (South Dakota State, 2004)
Strength & Conditioning	Chris Joyner (Minnesota State - Mankato, 2001)

## PROGRAM HISTORY

Modern Era Program Record (since 1949)	2,007-1,384-4 (.592)
College World Series Appearances / Last	5 / 2019
College World Series Record	3-10 (.231)
NCAA Regional Appearances / Last	22 / 2019
NCAA Regional Record	51-45 (.531)
NCAA Super Regional Appearances / Last	3 / 2019
NCAA Super Regional Record	3-5 (.375)
Last Postseason Opponent	Louisville / 2019 College World Series
Result	Lost, 5-3

## POSTSEASON HISTORY

College World Series Appearances: 5 (1967, 1976, 1994, 1997, 2019)

Super Regional Appearances: 3 (1999, 2018, 2019)

NCAA Regional Appearances: 22 (1963, 1967, 1976, 1978, 1987, 1989, 1993-95, 1997-2003, 2005, 2010, 2015, 2017, 2018, 2019)

NCAA Regional Titles: 7 (1967, 1976, 1994, 1997, 1999, 2018, 2019)

## MEDIA RELATIONS

Baseball Contact: George Nunnelley, Asst. Director - Athletics Comm.

Cell: 502-609-9982

Email: gnnunnelley@auburn.edu

Twitter: @gnunnelley

Associate AD: Kirk Sampson

## 2022 AUBURN BASEBALL ROSTER

No.	Name	Pos.	Cl.	B/T	Ht.	Wt.	Exp.	Hometown (Previous School)
1	Blake Rambusch	IF/OF	R-Jr.	R/R	5-9	175	JC	Austin, Texas (Grayson College)
2	Josh Hall	OF	R-Jr.	L/R	5-9	192	1L	Birmingham, Ala. (Ole Miss)
4	Brody Moore	IF	Sr.	R/R	5-11	183	3L	Oneonta, Ala. (Oneonta)
5	Kason Howell	OF	Sr.	R/R	6-0	180	3L	Argyle, Texas (Liberty Christian)
6	Ryan Dyal	C	R-So.	L/R	5-10	197	1L	Senoia, Ga. (East Coweta)
7	Cole Foster	IF	So.	S/R	6-1	190	1L	Plano, Texas (Plano Senior)
8	Bryson Ware	OF	Jr.	R/R	6-2	193	1L	Madison, Miss. (Pearl River CC)
9	Cade Granzow	RHP	Fr.	R/R	6-3	220	HS	Franklin, Tenn. (Brentwood)
11	Garrett Farquhar	IF	5th	R/R	5-11	187	2L	Hoover, Ala. (Shelton State CC)
13	Ben Schorr	C	R-Fr.	R/R	6-0	185	RS	Columbus, Ga. (Columbus)
14	Brooks Fuller	LHP	Sr.	L/L	6-3	210	3L	Auburn, Ala. (Auburn)
16	Cam Hill	IF/LHP	So.	L/L	6-5	214	1L	Madison, Ala. (Bob Jones)
17	Sonny DiChiara	IF	Sr.	R/R	6-1	263	TR	Hoover, Ala. (Samford)
18	Mason Barnett	RHP	Jr.	R/R	6-0	218	2L	Cartersville, Ga. (Cartersville)
19	Brooks Carlson	IF	Gr.	R/R	5-11	192	TR	Mobile, Ala. (Samford)
20	Hayden Mullins	LHP	Jr.	L/L	6-0	194	2L	Gallatin, Tenn. (Hendersonville)
21	Trace Bright	RHP	Jr.	R/R	6-4	199	2L	Montgomery, Ala. (Trinity Presbyterian)
22	Garrett Wade	LHP	R-Jr.	L/L	6-3	199	2L	Hartselle, Ala. (Hartselle)
23	Parker Carlson	RHP	Fr.	R/R	6-1	170	HS	Mobile, Ala. (Faith Academy)
27	Bobby Peirce	OF	R-Jr.	R/R	6-2	181	1L	Scottsdale, Ariz. (South Mountain CC)
28	Nate LaRue	C/RHP	Jr.	R/R	6-3	217	2L	Mobile, Ala. (McGill-Toolen)
29	Carson Skipper	LHP	Sr.	L/L	6-2	211	3L	Trussville, Ala. (Trussville)
31	Mike Bello	OF	Fr.	L/L	6-1	190	HS	Oak Ridge, N.J. (Pope John XXIII)
32	Carson Swilling	RHP	So.	R/R	5-11	196	1L	Smiths Station, Ala. (Smiths Station)
34	Ben Bosse	RHP	Fr.	R/R	6-1	194	HS	Brenham, Texas (Brenham)
37	Mason Land	IF	Jr.	L/R	5-10	173	JC	Cantonment, Fla. (Chattahoochee Valley CC)
40	Blake Burkhalter	RHP	Jr.	R/R	6-0	204	2L	Dothan, Ala. (Northview)
41	John Armstrong	RHP	Fr.	R/R	5-11	200	HS	Marietta, Ga. (Harrison)
43	Chase Isbell	RHP	Jr.	R/R	6-2	198	TR	Springville, Ala. (Samford)
44	Grant Newton	RHP	R-Jr.	R/R	6-4	236	TR	Orange County, Calif. (Santa Ana College)
45	Joseph Gonzalez	RHP	So.	R/R	6-4	230	1L	Humacao, P.R. (Leadership Christian Academy)
46	Chase Allsup	RHP	Fr.	R/R	6-1	220	HS	Dothan, Ala. (Dothan)
47	Tommy Sheehan	LHP	Gr.	L/L	6-0	209	TR	Brielle, N.J. (Notre Dame)
50	Jake Wyandt	C	Gr.	R/R	5-11	195	TR	Laurel, Md. (Presbyterian)
51	Luke Burk	IF	Jr.	R/R	6-0	219	JC	Galena, Mo. (Neosho County CC)
52	Jordan Armstrong	RHP	Sr.	R/R	6-2	184	JC	McDonough, Ga. (Chattahoochee Valley CC)
54	Konner Copeland	LHP	So.	L/L	6-2	178	JC	Mobile, Ala. (Pensacola State CC)
57	Tyler Drabick	RHP	Gr.	R/R	6-2	193	TR	Canton, Ohio (Lipscomb)
72	Brody Moss	IF	Fr.	L/R	5-11	173	HS	Helena, Ala. (Helena)

### COACHES & STAFF

30	Butch Thompson	Head Coach
35	Karl Nonemaker	Assistant Coach
39	Gabe Gross	Assistant Coach
15	Tim Hudson	Volunteer Assistant Coach
	Aaron Everett	Director of Player Development
	Greg Drye	Director of Operations
	Chris Joyner	Strength & Conditioning
	Anthony Sandersen	Athletic Trainer
	Jeremy Page	Athletic Trainer Intern

### PRONUNCIATION GUIDE

Ben BOSSE.....	BOSSY
Sonny DICHARA .....	De-SHARE-uh
Ryan DYAL.....	DIAL
Garrett FARQUHAR .....	FAR-kwar
Cade GRANZOW.....	Gran-ZO
KASON Howell.....	KAY-son
Chase ISBELL.....	IZ-bull
Ben SCHORR.....	SHORE
Jake WYANDT.....	Why-ANDT

**30 BUTCH THOMPSON HEAD COACH**

**THE AUBURN SKIPPER**

- Eight College World Series appearances / 17 postseason appearances
- 2013 National Runner-up (Mississippi State)
- 2001 National Champion (Birmingham-Southern)
- 2014 Baseball America/ABCA National Assistant Coach of the Year
- 2006 FCA Coach of the Year
- Coached 18 pitchers who went on to pitch in the Major Leagues
- Recruited and coached 33 pitchers who were drafted out of college that weren't drafted out of high school

**Butch Thompson enters his seventh season at the helm of the program in 2021, posting a record of 179-142 in his first six seasons. He led the program to the first College World Series appearance in 22 years in 2019 and took the Tigers to three straight regionals for the first time since 2001-03.**

Butch Thompson was named Auburn's head baseball coach on October 22, 2015 and enters his seventh season with the Tigers in 2021.

Thompson, who spent three seasons as an assistant coach and recruiting coordinator at Auburn from 2006-08, returned to The Plains after seven seasons at Mississippi State as both associate head coach and pitching coach.

A native of Amory, Miss., Thompson has coached 31 Division I All-Americans and 40 all-conference performers. He has seen 18 of his former pitchers make their Major League Baseball debuts, including 12 since 2014. Thompson has also turned 33 pitchers who went undrafted out of high school into MLB draft picks.

Thompson had three pitchers drafted in the first 11 rounds in 2014 and five pitchers drafted, including three in the top 10 rounds, in 2013. He added a first-round selection in the 2016 draft, a third-round pick in Keegan Thompson in 2017 and the first No. 1 overall pick in program history in Casey Mize in 2018. With Tanner Burns also going as a supplemental first round pick in 2020, Auburn became one of four programs with a pair of pitchers drafted in the first round from 2018-20.

Along with his pitching pedigree, Thompson is also considered one of the top recruiters in the country. Since 2003, he has secured 14 recruiting classes that were ranked in the top 10 by either Baseball America or Perfect Game, including the No. 5 signing class in 2017 and a program record No. 4 class in 2018. His classes signed from 2006-08 at Auburn each ranked in the top 18 nationally, including the No. 5 class in 2008, which included All-American and SEC Player of the Year Hunter Morris.

In 29 years of coaching at the collegiate level, including 20 in the Southeastern Conference, Thompson has coached eight College World Series participants, including leading the Tigers to the program's first trip to the College World Series in 22 years in 2019. Thompson has also coached one national champion and a national runner-up, won nine conference championships and made 17 postseason appearances. He has also served as an assistant under three National Coach of the Year recipients.

Thompson was named the 2006 Fellowship of Christian Athletes SEC Coach of the Year while at Auburn and the 2014 Baseball America and American Baseball Coaches Association (ABCA) National Assistant Coach of the Year while at Mississippi State.

Thompson has returned the Tigers to prominence in five seasons on The Plains as he has guided the team to a 179-142 overall record and took the team to three straight NCAA Tournament appearances for the first time since 2001-03, including back-to-back super regionals for the first time in program history. After advancing to the College World Series in 2019 and a winner-take-all game three in the Gainesville Super Regional in 2018, the Tigers finished those respective seasons ranked as high as No. 8 and No. 9. It marked the third time in program history the team has finished back-to-back seasons in the top 10.

Entering the 2019 postseason as the No. 2 seed in the Atlanta Regional, Auburn became the only program to sweep a regional on the road in each of the last two seasons before also becoming the first team to defeat North Carolina in a Chapel Hill Super Regional in 2019, punching its ticket to Omaha for the first time since 1997.

In seven seasons at MSU, Thompson made four NCAA regional trips, two Super Regionals, won the SEC Tournament and advanced to the College World Series finishing as NCAA runner-up in 2013. In three of his last four seasons in Starkville, the Bulldogs' staff ERA finished no higher than 3.06. Thompson's 2013 pitching staff was one of two nationally to finish in the top 15 in ERA, strikeouts per nine innings and hits allowed per nine innings.



In addition to his experience at Auburn and Mississippi State, Thompson also spent four seasons at Georgia from 2002-05, including a trip to the College World Series in 2004. While there, he guided the development of future Major Leaguers Josh Fields, Mitchell Boggs and Brooks Brown.

Thompson launched his coaching career as pitching coach and top assistant at Huntingdon College (Ala.) in 1993, before returning to his alma mater in Birmingham, where he helped lead the Panthers to back-to-back Southern States Conference Championships and in 1995 coached BSC to its first NAIA World Series berth.

Thompson left BSC briefly to serve as head coach at Jefferson State Community College in Birmingham in 1997. While at JSCC, he was honored as the Regional Tournament Coach of the Year, the ABCA Alabama Junior College Coach of the Year and the Southeast Region Coach of the Year after guiding JSCC to a 39-21 mark, the AJCAA Region 22 State Championship and a third-place finish in the NJCAA Division II World Series.

He returned to Birmingham-Southern as top assistant the following season, beginning a four-year run during the most successful span in BSC baseball history. The Panthers won 196 games and four TranSouth Conference Championships and made three-consecutive appearances in the NAIA World Series. BSC's 2001 team posted a school-best 55-11 mark and captured the NAIA National Championship.

In 2002, Thompson joined the SEC baseball coaching fraternity as a pitching coach and recruiting coordinator at Georgia and has been a part of the league for the past 17 seasons.

Thompson currently serves as the large-school representative for the Alabama Baseball Coaches Association and is an All-American committee member representing the South region for the ABCA.

Thompson prepped at Amory (Miss.) High School and later starred as a pitcher at Itawamba (Miss.) Community College from 1989-90. He is a member of both the ICC Athletic Hall of Fame (Class of 2014) and MACCC Hall of Fame (Class of 2021).

Thompson earned a Bachelor's Degree in History at BSC in 1992 and completed a Master's Degree in Sports Administration at UAB in 1996. He is married to the former Robin Ashe of Birmingham, Ala., and they are the parents of three daughters --- Anna, Olivia and Madelyn Gail.



**NATIONAL POLLS**

**NEWS & NOTES**

**BASEBALL AMERICA**

Apr. 4

1. Tennessee\*
2. Virginia
3. Arkansas\*
4. Oklahoma State
5. Texas Tech\*
6. Oregon State
7. Ole Miss\*
8. Texas
9. Miami
10. Arizona
11. Louisville
12. Notre Dame
13. Florida State
14. Stanford
15. Gonzaga
16. Texas State
17. Georgia
18. UCLA
19. Vanderbilt\*
20. North Carolina
21. Dallas Baptist
22. Southern Miss
23. Oregon
24. Maryland
25. **AUBURN**

**D1 BASEBALL**

Apr. 4

1. Tennessee\*
2. Arkansas\*
3. Virginia
4. Texas Tech\*
5. Oregon State
6. Oklahoma State
7. Texas
8. Miami
9. Ole Miss\*
10. Texas State
11. Arizona
12. Louisville
13. Notre Dame
14. Georgia
15. UCLA
16. Vanderbilt\*
17. Gonzaga
18. Southern Miss
19. LSU\*
20. Florida State
21. N.C. State
22. North Carolina
23. TCU
24. Dallas Baptist
25. UConn

**USA TODAY**

Apr. 4

1. Tennessee\*
2. Arkansas\*
3. Virginia
4. Texas Tech\*
5. Oregon State
6. Texas
7. Oklahoma State
8. Ole Miss\*
9. Arizona
10. Georgia
11. Miami
12. Vanderbilt\*
13. Notre Dame
14. Louisville
15. Texas State
16. LSU\*
17. UCLA
18. Gonzaga
19. Florida State
20. North Carolina
21. TCU
22. Florida
23. Maryland
24. Southern Miss
25. N.C. State

**SCOUTING THE BLAZERS**

- UAB enters the week with a 19-8 overall record and 5-4 mark in C-USA after beating Marshall in two of three games at home last weekend.
- Under first-year head coach and former Auburn All-American Casey Dunn, the Blazers' 19 wins already surpass last year's win total.
- Offensively, the Blazers are hitting .295 as a team with four players hitting .320 or better.
- On the mound, UAB has turned in a 3.98 staff ERA.

**RECORD-BREAKING ROAD SUCCESS**

- Auburn is 8-3 in games away from Plainsman Park.
- The eight wins and .727 winning percentage away from home are the second best in the SEC.
- Dating back to the final two series of last season, the Tigers have won four straight SEC road series for the first time since 1997-98.

**ONE-RUN AFFAIRS**

- After going 6-11 one-run games last year, Auburn has already matched its one-run win total from a season ago, going 6-3 in one-run games this season.
- A year ago, thirteen of Auburn's 30 SEC games, including seven of its first 10, were decided by one run and seven more were decided by two runs.
- The Tigers went 4-9 in one-run games and 6-14 in games decided by two runs or less in league play.

**COMEBACK KIDS**

- Auburn's six-run comeback win against South Alabama on Mar. 22 marked the team's largest comeback win since defeating Florida A&M after trailing 7-0 on Feb. 22, 2017.
- The win in the series opener at Texas A&M on Mar. 25 marked the team's first in SEC play when trailing after eight innings since the final game of the 2019 regular season.
- The Tigers have won 11 games in which they have trailed this season.

**RANKED FOES**

- Auburn is 4-3 against ranked opponents this season with a pair of wins against No. 12 LSU last weekend and wins against No. 1 Ole Miss and No. 12 Texas Tech earlier this season.
- Starting last weekend at LSU, four of the Tigers' next six series will be played against top-12 teams, including two in the top five.

**SONNY KEEPS ON SLUGGING**

- Senior transfer Sonny DiChiara leads the NCAA in batting average (.461) and on-base percentage (.616) and ranks second in the country in slugging percentage (.921).
- Nineteen of DiChiara's first 35 hits are for extra bases and he has multiple extra-base hits on five occasions this year.
- DiChiara has reached multiple times in 22 of 24 games, including at least three times in all four games last week.
- He matched a career best with four hits, including a double and homer, in Saturday's series finale at LSU.

**NCBWA**

Mar. 28

1. Tennessee\*
2. Arkansas\*
3. Virginia
4. Oregon State
5. Vanderbilt\*
6. Texas Tech\*
7. Texas
8. Oklahoma State
9. Florida State
10. Ole Miss\*
11. LSU\*
12. TCU
13. Florida
14. Arizona
15. Louisville
16. Miami
17. Georgia
18. North Carolina
19. Notre Dame
20. Stanford
21. Gonzaga
22. Dallas Baptist
23. Texas State
24. Georgia Tech
25. Oregon

**PERFECT GAME**

Apr. 4

1. Tennessee\*
2. Virginia
3. Texas Tech\*
4. Arkansas\*
5. Oklahoma State
6. Notre Dame
7. Oregon State
8. Miami
9. Texas
10. Ole Miss\*
11. Vanderbilt\*
12. Louisville
13. Arizona
14. Texas State
15. Gonzaga
16. Florida State
17. Georgia
18. UCLA
19. TCU
20. Southern Miss
21. UConn
22. LSU\*
23. Virginia Tech
24. Oregon
25. Dallas Baptist

**COLLEGIATE BASEBALL**

Apr. 4

1. Tennessee\*
2. Virginia
3. Arkansas\*
4. Louisville
5. Texas Tech\*
6. Vanderbilt\*
7. Miami
8. Texas State
9. Arizona
10. Oklahoma State
11. Texas
12. UCLA
13. Georgia
14. Ole Miss\*
15. Notre Dame
16. Stanford
17. Cal Poly
18. **AUBURN**
19. Oregon State
20. N.C. State
21. Oregon
22. North Carolina
23. LSU\*
24. U.C. Santa Barbara
25. Ball State

**AUBURN IN THE POLLS**

**BA D1 CB NC PG USA**

Pre.	NR	NR	NR	NR	NR	NR
2/21	NR	NR	NR	NR	NR	NR
2/28	NR	NR	NR	NR	NR	NR
3/7	NR	NR	NR	NR	NR	NR
3/14	NR	NR	NR	NR	NR	NR
3/21	NR	NR	NR	NR	NR	NR

**BA D1 CB NC PG USA**

3/28	NR	NR	NR	NR	NR	NR
4/4	25	NR	18	-	NR	NR

**RAMBUSCH RAKES**

- Junior college transfer Blake Rambusch, who ranked 11th in the NJCAA with a .444 average a season ago, leads the SEC and is 18th in the NCAA with 45 hits this season.
- Rambusch leads the team with 15 multi-hit games, including nine of the last 12 contests.
- The redshirt junior has reached base in 85 of the last 86 games dating back to the final 13 games of his freshman season at Grayson College in 2019.
- Rambusch recently snapped a 17-game hitting streak in the series finale at LSU. The 17-game hitting streak was the longest by an Auburn player since Anfernee Grier collected a 22-game streak from the end of 2015 to the beginning of 2016.

**MIKEY MAKING THE MOST OF IT**

- Freshman outfielder Mike Bello made his first start in the middle game against No. 1 Ole Miss on Mar. 18 and went 3-for-3 with four runs, a walk, hit-by-pitch and two RBI.
- Bello became the first Auburn freshman to reach base five times in a game since Steven Williams did so in the first game of the 2018 Raleigh Regional.
- Bello, who drove in the game-winning run vs. South Alabama on Mar. 22 and hit his first homer at Texas A&M on Mar. 26, is hitting .333 with 11 runs in league play since being inserted into the starting lineup.

**CARLSON'S CAREER**

- Graduate transfer Brooks Carlson turned in a .344 career average in four seasons and 186 games at Samford.
- He hit .340 or higher in three of his four years and was named First Team All-SoCon in 2019 and First Team All-America by Collegiate Baseball in 2020.

**NCAA ACTIVE RANKS**

- A pair of newcomers in Carlson and DiChiara rank in the top five among active players in a pair of offensive categories.
- DiChiara leads Auburn with eight homers this season and is third among active players with 49 career home runs.
- Carlson is fifth among active players with 253 career hits. He also ranks in the top 15 in career doubles (51), RBI (152) and total bases (390).

**LIKE FATHER, LIKE SON**

- Senior infielder Brody Moore is the son of former Auburn and All-SEC shortstop Brandon Moore (1991-94).
- After wearing No. 19 and playing second base/utility in his first three seasons on the Plains, Brody has a new number and position in 2022 - No. 4 and shortstop - just like his dad.
- Brandon hit .332 in four years and 242 games in an Auburn uniform. Brody, who collected his 100th career hit against Middle Tennessee, is a .301 hitter in parts of four seasons and 106 games, including 94 starts.

**HOWELL'S HEATING UP**

- Kason Howell went hitless in the first three games of the season but is hitting .349 with 11 doubles and 21 RBI in 25 games since.
- Howell, who has started 76 straight games in center field, has matched a career best with three hits on six occasions already this season.
- He hit a walk-off homer to clinch the series against Yale three weekends ago. The walk-off homer was the first of Howell's career and the first by an Auburn player since Steven Williams in the 2019 Atlanta Regional.

**WYANDT ON WATCH LIST**

- Graduate transfer Jake Wyandt was named to the Buster Posey Award watch list last week.
- Wyandt has collected a hit in seven of the last eight games and is hitting .391 with seven runs, a double, homer and 11 RBI during the span.
- Wyandt is also one of 30 candidates nationally for the Senior CLASS Award.

**SELLOUT CROWDS**

- Auburn has sold out two straight home games for the first time since 2017.
- The sellout in the series finale vs. Ole Miss marked the first since Feb. 16, 2019.
- Last Tuesday's sellout against Jacksonville State marked the first midweek sellout in program history.

**PITCHING STARTED ON POINT**

- The Auburn pitching staff allowed 28 runs through the first 14 games, marking the fewest since allowing 24 runs in the first 14 recorded scores from the 1940 season (the 13th game was a tie with no recorded score), and went 12-2 during the stretch.

**BURKY AND SKIP IN THE BULLPEN**

- Junior Blake Burkhalter and senior Carson Skipper were two of nine SEC relievers named to the NCBWA Stopper of the Year Watch List.
- Auburn was one of two SEC programs with multiple honorees (Vanderbilt).
- It marks the fifth straight season an Auburn pitcher has been recognized on the list, including the second straight for Skipper.
- The duo is a combined 5-0 with a 3.50 ERA and 52 strikeouts to seven walks in 46.1 innings in 22 appearances.
- Burkhalter leads the SEC and ranks 16th in the NCAA with six saves this season.

**BIG SHOES TO FILL**

- Auburn is forced to replace its top three hitters and five everyday starters from a year ago in shortstop Ryan Bliss, third baseman Rankin Woley, first baseman Tyler Miller and outfielders Steven Williams and Judd Ward.
- The quintet combined to hit .296 with 192 runs, 50 doubles, 58 home runs and 191 RBI.

**TWENTY-SIX YEARS IN THE MAKING**

- Volunteer assistant and pitching coach Tim Hudson, who began his time on the Plains as a player in the fall of 1995, recently earned his degree in interdisciplinary studies with emphases on health promotion and philanthropy studies on Dec. 11, 2021.

**MLB SUCCESS ON STAFF**

- Auburn's coaching staff has 54 years of experience in professional baseball, including 32 years in the MLB between pitching coach Tim Hudson (17 years), hitting coach Gabe Gross (seven years), strength coach Chris Joyner (eight years).
- Other members of the coaching and support staff with professional experience include assistant coach Karl Nonemaker, director of player development Aaron Everett and athletic trainer Anthony Sandersen.

**AUBURN IN THE MLB DRAFT**

- The 2021 MLB Draft marked the 47th consecutive year Auburn had at least one player selected, tied for the longest active streak in the SEC.
- Ryan Bliss was drafted by the Arizona Diamondbacks in the second round with the 42nd overall pick in last year's draft, becoming the fifth-highest position player and ninth-highest draft pick overall in Auburn history.
- It marked the sixth straight season Auburn had a top-five-round pick, marking the first time in program history to accomplish the feat.

**AUBURN IN THE NATIONAL AND SEC RANKINGS**

(as of Apr. 4)

TEAM	TOTAL	NCAA	SEC
Sacrifice flies	19	7	1
Shutouts	3	17	3
Double plays	24	20	1
Runs	226	22	4
OBP	.408	23	3
Hits	295	24	3
Doubles	62	25	4
<b>21 TRACE BRIGHT</b>	<b>TOTAL</b>	<b>NCAA</b>	<b>SEC</b>
Starts	7	20	1
<b>40 B. BURKHALTER</b>	<b>TOTAL</b>	<b>NCAA</b>	<b>SEC</b>
Saves	6	16	1
<b>17 SONNY DICHIARA</b>	<b>TOTAL</b>	<b>NCAA</b>	<b>SEC</b>
Average	.461	1	1
OBP	.616	1	1
Slugging	.921	2	1
Walks/game	1.17	6	1
Walks	28	10	1
<b>1 BLAKE RAMBUSCH</b>	<b>TOTAL</b>	<b>NCAA</b>	<b>SEC</b>
Hits	45	18	1
Sacrifice flies	4	22	4

## THE LAST TIME...

### BATTING SUPERLATIVES

5 hits in a game Anfernee Grier at Kennesaw St. [5-for-6] (4/12/16)  
 6 hits in a game Tyler Johnstone vs. Elon [6-for-7, 2B, 3B] (2/25/05)

Reached base 6 times Bryson Ware vs. Alabama A&M [3-5, 3 BB] (2/24/21)

**4 runs in a game**  
 5 runs in a game **Mike Bello at Texas A&M (3/27/22)**  
 6 runs in a game Rankin Woley vs. #18 Boston College (3/6/21)  
 Bryson Ware vs. Alabama A&M (2/24/21)

10-game hitting streak Rankin Woley, 12 games (2/28-3/21/21)  
**15-game hitting streak** **Blake Rambusch, 17 games (3/5-4/1/22)**  
 20-game hitting streak A. Grier, 22 games, (5/31/15-3/22/16)  
 25-game hitting streak Justin Fradejas, 27 games (3/23-5/7/10)  
 30-game hitting streak Casey Dunn, 31 games (2/22 [G1]-4/15/97)

3 doubles in a game Ryan Bliss vs. LSU (5/6/21)  
 4 doubles in a game Ken Dempsey vs. Georgia (1971)

2 triples in a game Jay Gonzalez vs. Alabama State (2/28/12)  
 3 triples in a game never

2 home runs in one game Kason Howell at Missouri (5/20/21)  
 3 home runs in one game Tony Caldwell at Kentucky (4/9/11)

7 RBI in a game Brody Moore vs. Alabama A&M (2/24/21)  
 8 RBI in a game Justin Bryant at Georgia (3/19/10)  
 9 RBI in a game Hunter Morris at Georgia (3/21/10)  
 10 RBI in a game Bob Berry vs. Huntington (4/15/82)

**Grand slam home run**  
 Inside-the-park home run **Ryan Dyal vs. Rhode Island (3/6/22)**  
 HR to begin game Kason Howell at Alabama (4/15/21)  
 Two HR in one inning Ryan Bliss vs. #11 Ole Miss (5/25/21)  
 HR in consecutive at-bats Dan Glevenyak at Jacksonville State (8th) (5/7/13)  
 HR in three consecutive at-bats Steven Williams vs. Texas A&M (5/15/21)  
**HR in consecutive games** Edouard Julien vs. Alabama A&M/at UCF (2/20-22/19)  
**HR in three consecutive games** **Cole Foster at Texas A&M (3/26-27/22)**  
**HR in four consecutive games** **Sonny DiChiara vs. Troy & Yale (2/23-26/22)**  
 HR in four consecutive SEC games Trent Mummy (4/17-23/10)  
 HR in four consecutive SEC games Joseph Sanders (5/10-15/08)  
 HR in five consecutive games Mike Bianucci (5/2-9/08)  
 Walk-off HR Tim Lemons (4/6-10/85)  
 Pinch-hit HR **Kason Howell vs. Yale (G1 - 2/26/22)**  
 Pinch-hit grand slam Cam Hill vs. Kentucky (3/26/21)  
 HR in first at-bat of season Edouard Julien vs. BYU (G1 - 3/3/18)  
 HR in both games of DH Steven Williams vs. Longwood (2/17/18)  
 Dylan Ingram at #7 Mississippi St. (4/29/17)

Hit for the cycle Judd Ward [3B, 1B, HR, 2B] vs. Illinois-Chicago (G1 - 2/15/20)

Hit from both sides of plate in same inning Damon Haecker [5th inn.] vs. Jacksonville St. (3/15/17)  
**Two hits in same inning** **Cam Hill [2B, 1B] vs. Rhode Island [1st] (G2 - 3/5/22)**

**Stole home**  
**Stole two bases in a game** **Josh Hall vs. Kansas State (2/20/22)**  
**Stole three bases in a game** **Blake Rambusch vs. Rhode Island (G1 - 3/5/22)**  
 Anfernee Grier vs. Southern (2/26/16)

**Hit by a pitch 2 times in a game** **Ryan Dyal vs. UAB (3/2/22)**  
 Hit by a pitch 3+ times in a game Dan Glevenyak at Alabama (4) (4/11/14)

Scored 20 or more runs 20 vs. Wright State (2/29/20)  
 Scored 25 or more runs 25 vs. Longwood (2/17/18)  
 Scored 30 or more runs 33 vs. Alabama A&M (2/24/21)

**Scored 5 runs in an Inning** **5, vs. South Alabama (5th) (3/22/22)**  
**Scored 6 runs in an Inning** **6, at #12 LSU (5th) (3/31/22)**  
**Scored 7 runs in an Inning** **7, vs. South Alabama (4th) (3/22/22)**  
 Scored 8 runs in an Inning 8, at UAB (5th) (3/19/19)  
**Scored 9 runs in an Inning** **9, vs. Rhode Island (1st) (G1 - 3/5/22)**  
 Scored 10+ runs in an Inning 14, vs. Alabama A&M (4th) (2/24/21)  
 Recorded 10+ hits in an Inning 11, vs. Furman (5th) (2/12/00)  
 Scored in every inning vs. Coppin State (3/18/14)

**Recorded 15-19 hits** **15, vs. South Alabama (3/22/22)**  
 Recorded 20 or more hits 27, vs. Alabama A&M (2/24/21)

Hit 3 or more home runs in an inning 3, vs. Northeastern (6th) (G1 - 3/10/18)  
**Hit 3 or more home runs in a game** **4, vs. Rhode Island (3/6/22)**  
 Hit 5 or more home runs in a game 6, vs. Texas A&M (5/15/21)  
 Hit 7 or more home runs in a game 7, vs. Mississippi State (5/8/10)  
 Hit back-to-back home runs R. Woley & S. Williams vs. Samford (3rd) (4/20/21)  
 Hit back-to-back-to-back home runs R. Bliss, T. Miller & R. Woley vs. Texas A&M (1st) (5/15/21)

**Had 5 doubles** **5, vs. Yale (2/25/22)**  
 Had 6 doubles 6, vs. Jacksonville State (4/21/21)  
 Had 7 doubles 7, vs. Chicago State (3/8/20)  
 Had 8 doubles 8, vs. BYU (G1 - 3/3/18)  
 Had 9+ doubles 11, vs. Alabama A&M (2/24/21)

Stole 5 bases in a game 5, vs. Bethune-Cookman (5/6/14)  
 Stole 6 bases in a game 6, vs. #21 Tennessee (3/17/19)  
 Stole 7 bases in a game 7, vs. Presbyterian (5/8/12)  
 Stole 8 bases in a game 8, vs. Alcorn State (2/22/12)

**Walked 10+ times** **12, vs. #1 Ole Miss (3/18/22)**  
 Did not strike out in a game vs. Belmont (3/11/12)

### PITCHING SUPERLATIVES

**INDIVIDUAL**  
 Nine-inning no-hitter Casey Mize vs. Northeastern (3/9/18)  
 Nine-inning no-hitter (combined) Mike Mueller [2.0], Lee Carter [1.0],  
 Brandon Channell [1.0], Reid Price [1.0], Andrew Skinner [1.0], Arnold Hughey [1.0], Ken Clayton [1.0], Cory Duettt [0.2], Sean Jones [0.1] vs. UAB (3/19/02)

Seven-inning no-hitter Jason Johnson vs. LaGrange College (4/30/91)

Nine-inning perfect game Eric Brandon vs. Murray State (3/2/02)  
 Seven-inning perfect game Jason Johnson vs. LaGrange College (4/30/91)

Nine-inning one-hitter (individual) Keegan Thompson vs. Presbyterian (3/1/14)  
 Nine-inning one-hitter (combined) Tanner Burns [7.0], Cody Greenhill [2.0] vs. Chicago State (3/6/20)

Five-inning one-hitter Kevin Davis [3.2], Jacob Milliman [1.1], vs. Radford (2/22/15)

Nine-inning two-hitter Tanner Burns [9.0] vs. Cincinnati (3/1/19)

Complete game Jack Owen vs. UTSA (3/9/19)  
 Complete game shutout Jack Owen vs. UTSA (3/9/19)  
 Consecutive complete games K. Thompson vs. Arkansas & LSU (4/4 & 4/11/15)

Struck out 10 batters 10 by Tanner Burns vs. Chicago State (3/6/20)  
**Struck out 11 batters** **11 by Jordan Armstrong vs. Yale (2/25/22)**  
 Struck out 12 batters 12 by Casey Mize at Kentucky (3/23/18)  
 Struck out 13 batters 13 by Casey Mize vs. Texas A&M (3/16/18)  
 Struck out 15 batters 15 by Tanner Burns vs. Cincinnati (3/1/19)

**TEAM**  
**Struck out 15+ batters** **Jor. Armstrong [11], Joh. Armstrong [2], Allsup [2], Swilling [1], Bosse [3] vs. Yale (2/25/22)**  
 Fuller [4], Watson [4], Anderson [3], Greenhill [4], Skipper [3], Wade [2] vs. #9 Arkansas (4/5/19)  
 vs. Ga State, at Missouri (4/5-7/16)  
**12-0 [7] vs. Rhode Island (G2 - 3/5/22)**  
**16-0 / 12-0 [7] vs. Rhode Island (3/5/22)**  
 Three straight shutouts 2-0 vs. UT Martin / 6-0 vs. UTSA / 5-0 vs. UTSA (3/6-9/19)  
 Shut out an SEC opponent 3-0 at Missouri (5/21/21)  
 Shut out an SEC opponent on the road 3-0 at Missouri (5/21/21)  
 Consecutive SEC shutouts 5-0 and 4-0 at Miss. State (3/27-28/15)  
 Consecutive SEC shutouts on the road 5-0 and 4-0 at Miss. State (3/27-28/15)  
**Was shut out** **3-0 vs. Oklahoma (2/18/22)**  
 Was held to one hit vs. #24 Missouri (4/1/18)  
 Was no hit vs. #13 Arkansas (5/25/17)

**FIELDING SUPERLATIVES**  
**2 errors in a game** **Jake Wyandt vs. #1 Ole Miss (3/17/22)**  
 3 errors in a game Luke Jarvis vs. Presbyterian (3/11/07)  
 4 errors in a game Brett Burnham at Alabama (4/5/00)

**3 double plays turned in a game** **vs. Middle Tennessee (G2 - 3/13/22)**  
 4 double plays turned in a game at #1 Arkansas (4/3/21)  
 5 double plays turned in a game never

Triple play (Auburn) vs. Memphis (5/22/78)  
 Triple play (Opponent) at Florida [4th] (3/15/08)

Threw a runner out at HP to end game Will Holland vs. Presbyterian (3/12/17)

**MISC. SUPERLATIVES**  
 Won 10 or more consecutive games 15 (2/24-3/22/19)  
 Won 15 or more consecutive games 15 (2/24-3/22/19)  
 Won 8 or more consecutive SEC games 9 (4/1-21/95)  
 Lost 5 or more consecutive games 5 (4/2-11/21)

Home winning streak 21 (1964-66)  
 Road winning streak 14 (1967/1995)  
 Season-opening winning streak 17 (2/7-3/5/97)

**Extra-innings victory** **6-5, at Texas A&M [10 inn] (3/25/22)**  
**Extra-innings loss** **4-5, at Texas A&M [11 inn] (3/26/22)**

Swept a 3-game series vs. Presbyterian (2/19-21/21)  
 Swept a road series at Alabama (4/20-21/18)  
 Swept a road SEC series at Alabama (4/20-21/18)  
 Swept a SEC series vs. #21 Tennessee (3/15-17/19)  
**Swept a 4-game series** **Rhode Island (3/4-6/22)**  
**Swept a doubleheader** **Rhode Island (3/5/22)**

Allowed 3 runs or fewer in a three-game series 2, vs. Chicago State (3/6-8/20)  
**Allowed 3 runs or fewer in a four-game series** **3, vs. Rhode Island (3/4-6/22)**  
 Allowed 3 runs or fewer in a SEC series 3 vs. Miss. State (3/27-29/15)  
 Allowed 4 runs or fewer in a series 3 vs. UTSA (3/8-9/19)  
 Allowed 4 runs or fewer in a SEC series 4, vs. Georgia (4/23-25/15)  
 Allowed 3 runs or fewer in a road series 3 vs. Miss. State (3/27-29/15)  
 Allowed 3 runs or fewer in a SEC road series 3 vs. Miss. State (3/27-29/15)

Overcome a deficit of 7+ runs 7 runs, [7-0, 12-8] vs. Florida A&M (2/22/17)

Won a 1-0 game vs. Mercer (5/30/15) [NCAA Regional]  
 Lost a 1-0 game vs. Ohio State (2/15/14)

**Walk-off win** **vs. Yale [9 inn.] (G1 - 2/26/22)**  
**Walk-off loss** **at Texas A&M [11 inn.] (3/26/22)**

# HITTER PROFILES

## 31 • MIKE BELLO OF

6-1 • 190 • FR • Oak Ridge, N.J. • Pope John XXIII

- Is hitting .333 with 11 runs in eight SEC games
- Hit his first career homer in game two at A&M (3/26)
- Drove in the game-winning run vs. S. Alabama (3/22)
- Went 3-for-3 and reached base 5x in his first start

### CAREER STATISTICS

YEAR	AVG	GP-GS	AB	R	H	2B	3B	HR	RBI	SB-A
2022	.310	18-10	42	12	13	3	0	1	7	1-1

### SEASON HIGHS

AB: 5, two times  
 R: 4, two times  
 H: 3, vs. Ole Miss (3/18)  
 2B: 1, three times  
 HR: 1, at Texas A&M (3/26)  
 RBI: 2, two times

### CAREER HIGHS

5, two times  
 4, two times  
 3, vs. Ole Miss (3/18/22)  
 1, three times  
 1, at Texas A&M (3/26/22)  
 2, two times

## 51 • LUKE BURK IF

6-0 • 219 • JR • Galena, Mo. • Neosho County CC

### CAREER STATISTICS

YEAR	AVG	GP-GS	AB	R	H	2B	3B	HR	RBI	SB-A
2020*	.460	17-/	50	14	23	4	0	3	13	3-4
2021*	.270	39-/	126	31	34	6	0	5	22	0-1
2022	.143	9-0	7	1	1	0	0	0	0	0-0
TOTAL	.317	65-0	183	46	58	10	0	8	35	3-5

### SEASON HIGHS

AB: 2, two times  
 R: 1, vs. UAB (3/2)  
 H: 1, vs. UAB (3/2)  
 2B: --  
 HR: --  
 RBI: --

### CAREER HIGHS

6, at Allen County (3/7/20)  
 3, four times  
 4, vs. Allen County (3/5/20)  
 2, vs. Ottawa (3/1/20)  
 1, eight times  
 3, five times

## 19 • BROOKS CARLSON IF

5-11 • 192 • GR • Mobile, Ala. • Samford

- Hit a game-tying, two-run double with two strikes and two outs in the top of the 9th at Texas A&M (3/25)
- Ranks 5th among active NCAA players in career hits

### CAREER STATISTICS

YEAR	AVG	GP-GS	AB	R	H	2B	3B	HR	RBI	SB-A
2020*	.343	62-61	230	48	79	16	1	10	47	1-3
2019*	.345	59-59	226	47	78	17	2	6	41	0-1
2020*	.500	15-15	50	18	25	4	0	3	19	0-1
2021*	.301	50-49	186	38	56	13	1	6	37	2-2
2022	.300	16-11	50	15	15	1	0	1	8	0-0
TOTAL	.341	202-195	742	166	253	51	4	26	152	3-7

### SEASON HIGHS

AB: 5, four times  
 R: 3, vs. Rhode Island (3/5)  
 H: 3, vs. S. Alabama (3/22)  
 2B: 1, at Texas A&M (3/25)  
 HR: 1, vs. Rhode Island (3/6)  
 RBI: 3, at Texas A&M (3/25)

### CAREER HIGHS

6, three times  
 3, eight times  
 4, four times  
 2, five times  
 1, 26 times  
 7, at VMI (5/7/21)

## 17 • SONNY DICHARA IF

6-1 • 263 • SR • Hoover, Ala. • Samford

- Went 4-for-5 w/ 3 RBI in the series finale at LSU (4/2)
- Reached base multiple times in 22 of 24 games, including at least 3x in all four games last week
- Leads the nation in AVG (.461) and OBP (.616) and is 2nd in SLG (.921)
- Ranks 3rd among active players in career HR
- Rated by D1 Baseball as the No. 2 first baseman

### CAREER STATISTICS

YEAR	AVG	GP-GS	AB	R	H	2B	3B	HR	RBI	SB-A
2019*	.293	55-55	198	40	58	7	0	21	55	0-0
2020*	.328	15-15	61	9	20	3	0	2	21	0-0
2021*	.273	56-56	194	44	53	9	0	18	46	0-0
2022	.461	24-24	76	25	35	11	0	8	24	0-0
TOTAL	.314	150-150	529	118	166	30	0	49	146	0-0

### SEASON HIGHS

AB: 5, two times  
 R: 3, three times  
 H: 4, at LSU (4/2)  
 2B: 2, vs. Oklahoma (2/18)  
 HR: 1, eight times  
 RBI: 4, two times

### CAREER HIGHS

6, two times  
 3, five times  
 4, two times  
 2, vs. Oklahoma (2/18/22)  
 2, eight times  
 6, at Wofford (4/26/21)

## 6 • RYAN DYAL C

5-10 • 197 • R-SO • Senoia, Ga. • East Coweta

- Named a Collegiate Baseball National Player of the Week after leading the league with 12 RBI from Mar. 1-6
- Became the first AU player with multiple outfield assists in same inning since 1996

### CAREER STATISTICS

YEAR	AVG	GP-GS	AB	R	H	2B	3B	HR	RBI	SB-A
2021	.200	31-22	70	18	14	2	0	3	7	1-1
2022	.247	25-25	81	21	20	4	0	4	26	0-0
TOTAL	.225	56-47	151	39	34	6	0	7	33	0-0

### SEASON HIGHS

AB: 5, two times  
 R: 3, vs. Troy (2/23)  
 H: 2, six times  
 2B: 1, four times  
 HR: 1, four times  
 RBI: 4, vs. Rhode Island (3/6)

### CAREER HIGHS

5, four times  
 3, two times  
 2, seven times  
 1, two times  
 1, seven times  
 4, vs. Rhode Island (3/6/22)

## 11 • GARRETT FARQUHAR IF

5-11 • 187 • 5th • Hoover, Ala. • Shelton State

- Went 2-for-4 with a solo HR vs. S. Alabama (3/22)

### CAREER STATISTICS

YEAR	AVG	GP-GS	AB	R	H	2B	3B	HR	RBI	SB-A
2018*	.331	52-/	175	39	58	8	2	1	32	10-13
2019*	.363	55-/	168	54	61	11	2	2	31	14-16
2020	.263	13-10	38	15	10	2	0	0	10	1-1
2021	.375	20-5	32	8	12	4	0	0	7	1-1
2022	.250	20-9	36	12	9	1	0	2	8	0-0
AU	.292	53-24	106	35	31	7	0	2	25	2-2
TOTAL	.334	160-24	449	128	150	26	4	5	88	26-31

### SEASON HIGHS

AB: 6, vs. UAB (3/2)  
 R: 2, three times  
 H: 2, two times  
 2B: 1, vs. UAB (3/2)  
 HR: 1, two times  
 RBI: 2, three times

### CAREER HIGHS

6, vs. UAB (3/2/22)  
 4, two times  
 3, seven times  
 2, two times  
 1, four times  
 4, two times

## 7 • COLE FOSTER IF

6-1 • 190 • SO • Plano, Texas • Plano Senior

- Went 2-for-5 with a run in series finale at LSU (4/2)
- Returned to the lineup at A&M and went 5-for-10 with 2 HR in two games in his home state

### CAREER STATISTICS

YEAR	AVG	GP-GS	AB	R	H	2B	3B	HR	RBI	SB-A
2021	.292	15-4	24	5	7	3	0	0	1	0-0
2022	.280	22-22	75	14	21	3	0	3	21	0-1
TOTAL	.283	37-26	99	19	28	6	0	3	22	0-1

### SEASON HIGHS

AB: 5, four times  
 R: 2, two times  
 H: 3, at Texas A&M (3/27)  
 2B: 1, three times  
 HR: 1, three times  
 RBI: 4, vs. Alabama State (3/1)

### CAREER HIGHS

5, four times  
 3, vs. AAMU (2/24/21)  
 3, at Texas A&M (3/27/22)  
 1, six times  
 1, three times  
 4, vs. Alabama State (3/1/22)

## 2 • JOSH HALL OF

5-9 • 192 • R-JR • Homewood, Ala • Ole Miss

- Started in RF and recorded final out at LSU (3/31)
- Hit a two-run single in the series finale at A&M (3/27)
- Became the first AU player since 2010 to steal home vs. K-State (2/20)

### CAREER STATISTICS

YEAR	AVG	GP-GS	AB	R	H	2B	3B	HR	RBI	SB-A
2019*	.171	54-9	35	12	6	0	1	1	7	10-11
2021	.326	20-10	43	10	14	2	2	0	9	5-6
2022	.269	18-6	26	5	7	1	0	0	2	1-1
AU	.304	38-16	69	15	21	3	2	0	11	6-7
TOTAL	.260	92-25	104	27	27	3	3	1	18	16-18

### SEASON HIGHS

AB: 5, vs. Kansas State (2/20)  
 R: 1, five times  
 H: 2, vs. Kansas State (2/20)  
 2B: 1, vs. Yale (2/25)  
 HR: --  
 RBI: 2, at Texas A&M (3/27)

### CAREER HIGHS

5, two times  
 3, vs. AAMU (2/23/21)  
 3, vs. AAMU (2/23/21)  
 1, three times  
 1, vs. Ark-Pine Bluff (3/20/19)  
 3, vs. AAMU (2/23/21)

## 16 • CAM HILL IF/LHP

6-5 • 214 • SO • Madison, Ala • Bob Jones

- Drove in a pair of runs to start the five-run 6th inning in the series opener at LSU (3/31)

### CAREER STATISTICS

YEAR	AVG	GP-GS	AB	R	H	2B	3B	HR	RBI	SB-A
2021	.270	35-30	111	19	30	6	1	5	22	0-0
2022	.281	20-15	57	10	16	4	0	0	12	0-1
TOTAL	.274	55-45	168	29	46	10	1	5	34	0-1

### SEASON HIGHS

AB: 5, two times  
 R: 3, vs. Alabama State (3/1)  
 H: 3, vs. Alabama State (3/1)  
 2B: 1, four times  
 HR: --  
 RBI: 2, three times

### CAREER HIGHS

5, four times  
 4, at Missouri (5/20/21)  
 3, four times  
 2, vs. Texas A&M (5/16/21)  
 1, five times  
 4, vs. Boston College (3/6/21)

### CAREER STATISTICS

YEAR	ERA	W-L	G/S	IP	H	R	ER	BB	K	BAA
2021	19.29	2-0	10/0	7.0	14	16	15	11	8	.438
2022	0.00	0-0	1/0	1.0	0	0	0	0	1	.000
TOTAL	16.88	2-0	11/0	8.0	14	16	15	11	9	.400

### SEASON HIGHS

IP: 1.0, vs. Rhode Island (3/5)  
 H: --  
 R: --  
 ER: --  
 K: 1, vs. Rhode Island (3/5)  
 BB: --  
 PC: 11, vs. Rhode Island (3/5)

### CAREER HIGHS

1.0, six times  
 4, vs. Boston College (3/7/21)  
 5, vs. Boston College (3/7/21)  
 5, vs. Boston College (3/7/21)  
 2, two times  
 3, two times  
 35, vs. North Alabama (5/18/21)

## 5 • KASON HOWELL OF

6-0 • 180 • SR • Argyle, Texas • Liberty Christian

- Leads the team with six three-hit games, matching a career best in the category
- Went on a nine-game hitting streak from Mar. 1-13, hitting .455 during the span

### CAREER STATISTICS

YEAR	AVG	GP-GS	AB	R	H	2B	3B	HR	RBI	SB-A
2019	.262	63-63	225	31	59	10	0	0	28	14-16
2020	.359	11-10	39	8	14	7	0	0	6	0-0
2021	.260	52-51	177	29	46	12	0	8	30	8-13
2022	.325	28-28	114	24	37	11	1	2	24	5-6
TOTAL	.281	154-152	555	92	156	40	1	10	88	27-35

### SEASON HIGHS

AB: 6, two times  
 R: 2, seven times  
 H: 3, six times  
 2B: 2, two times  
 HR: 1, two times  
 RBI: 3, vs. Ole Miss (3/18)

### CAREER HIGHS

6, five times  
 3, three times  
 3, 11 times  
 2, three times  
 2, two times  
 5, at Missouri (5/20/21)

## 37 • MASON LAND IF

5-10 • 173 • JR • Cantonment, Fla. • Chatt Valley

- Made his first career start in LF vs. Jax State (3/29)

### CAREER STATISTICS



**SEASON HIGHS**

**AB:** 6, vs. Alabama State (3/1)  
**R:** 3, three times  
**H:** 3, vs. MTSU (3/11)  
**2B:** 2, vs. Rhode Island (3/5)  
**HR:** 1, two times  
**RBI:** 4, vs. MTSU (3/11)

**CAREER HIGHS**

6, three times  
 3, four times  
 4, two times  
 2, two times  
 1, four times  
 7, vs. AAMU (2/24/21)

**27 • BOBBY PEIRCE**

**OF**

6-2 • 181 • R-JR • Scottsdale, Ariz. • S. Mountain

- Made his 1st start in RF Friday at LSU and went 2-for-4
- Went 2-for-3 with a 3B, two RBI and the game-winning run vs. South Alabama (3/22)

**CAREER STATISTICS**

YEAR	AVG	GP-GS	AB	R	H	2B	3B	HR	RBI	SB-A
2019*	.315	56/-	203	34	64	8	4	8	27	7-9
2020*	.273	3/-	11	3	3	1	0	0	2	0-0
2021	.200	8/2	15	3	3	1	0	0	4	0-0
2022	.333	12-2	18	2	6	0	1	0	2	0-0
AU	.273	20-4	33	5	9	1	1	0	6	0-0
TOTAL	.308	79-4	247	42	76	10	5	8	35	7-9

**SEASON HIGHS**

**AB:** 4, two times  
**R:** 1, two times  
**H:** 2, two times  
**2B:** --  
**HR:** --  
**RBI:** 1, two times

**CAREER HIGHS**

5, 10 times  
 3, vs. Alabama A&M (2/24/21)  
 3, five times  
 1, 10 times  
 1, eight times  
 4, vs. Paradise Valley (2/26/19)

**1 • BLAKE RAMBUSCH**

**IF**

5-9 • 175 • R-JR • Austin, Texas • Grayson

- Went on a 17-game hitting streak from 3/5-4/1
- Has reached base in 85 of the last 86 games dating back to the final 13 games of 2019
- Rated by D1 Baseball as the No. 9 third baseman

**CAREER STATISTICS**

YEAR	AVG	GP-GS	AB	R	H	2B	3B	HR	RBI	SB-A
2019*	.333	55-/	174	52	58	14	2	4	46	4-4
2021*	.444	45-/	160	60	71	16	3	3	40	33-34
2022	.388	28-28	116	25	45	7	1	2	22	7-11
TOTAL	.387	128-28	450	137	174	37	6	9	108	44-49

**SEASON HIGHS**

**AB:** 6, two times  
**R:** 4, vs. Kansas State (2/20)  
**H:** 4, vs. Ole Miss (3/18)  
**2B:** 2, vs. Ole Miss (3/18)  
**HR:** 1, two times  
**RBI:** 4, vs. Ole Miss (3/18)

**CAREER HIGHS**

7, at McLennan (3/18/21)  
 4, four times  
 4, six times  
 3, vs. W. OK State (3/6/21)  
 1, nine times  
 4, three times

**8 • BRYSON WARE**

**OF**

6-2 • 193 • JR • Madison, Miss. • Pearl River

- Is the first AU player with multiple 6+ RBI games in the same season since Tony Caldwell in 2011

**CAREER STATISTICS**

YEAR	AVG	GP-GS	AB	R	H	2B	3B	HR	RBI	SB-A
2020*	.321	16-/	53	14	17	3	3	5	17	4-5
2021	.254	43-37	138	36	35	6	1	6	26	4-5
2022	.257	26-20	74	18	19	8	1	1	18	3-3
AU	.255	69-57	212	54	54	14	2	7	44	7-8
TOTAL	.268	85-57	265	68	71	17	5	12	61	11-13

**SEASON HIGHS**

**AB:** 5, three times  
**R:** 3, vs. UAB (3/2)  
**H:** 3, two times  
**2B:** 2, vs. UAB (3/2)  
**HR:** 1, vs. Troy (2/23)  
**RBI:** 6, two times

**CAREER HIGHS**

5, seven times  
 6, vs. AAMU (2/24/21)  
 3, six times  
 2, vs. UAB (3/2/22)  
 1, 12 times  
 6, two times

**50 • JAKE WYANDT**

**C**

5-11 • 185 • GR • Laurel, Md. • Presbyterian

- Has a hit in 7 of his 8 games with a plate appearance, hitting .391 during span

**CAREER STATISTICS**

YEAR	AVG	GP-GS	AB	R	H	2B	3B	HR	RBI	SB-A
2018*	.208	30-/	53	22	11	2	0	2	14	11-14
2019*	.253	40-/	91	29	23	4	1	1	12	17-18
2020*	.133	10-7	15	0	2	0	0	0	0	0-0
2021*	.228	41-39	123	21	28	6	1	3	16	3-8
2022	.250	17-12	36	7	9	1	0	1	12	1-1
TOTAL	.230	137-58	318	79	73	13	2	7	54	32-41

**SEASON HIGHS**

**AB:** 4, two times  
**R:** 3, vs. UAB (3/2)  
**H:** 2, two times  
**2B:** 1, vs. Tennessee Tech (3/9)  
**HR:** 1, vs. Rhode Island (3/6)  
**RBI:** 4, vs. Rhode Island (3/6)

**CAREER HIGHS**

5, three times  
 3, vs. UAB (3/2/22)  
 3, at Auburn (2/20/21)  
 2, at EKU (2/27/21 - G2)  
 1, seven times  
 4, vs. Rhode Island (3/6/22)

**PITCHER PROFILES**

**46 • CHASE ALLSUP**

**RHP**

6-1 • 220 • FR • Dothan, Ala. • Dothan

- Struck out the side in his AU debut vs. K-State (2/20)
- Has multiple Ks in six of eight appearances

**CAREER STATISTICS**

YEAR	ERA	W-L	G/S	IP	H	R	ER	BB	K	BAA
2022	2.00	1-0	8/0	9.0	7	6	2	8	15	.206

**SEASON HIGHS**

**IP:** 2.0, vs. Tennessee Tech (3/9)  
**H:** 3, vs. MTSU (3/13)  
**R:** 4, vs. Ole Miss (3/18)  
**ER:** 2, vs. Ole Miss (3/18)  
**K:** 3, three times  
**BB:** 2, two times  
**PC:** 49, vs. Ole Miss (3/18)

**CAREER HIGHS**

2.0, vs. Tennessee Tech (3/9/22)  
 3, vs. MTSU (3/13/22)  
 4, vs. Ole Miss (3/18/22)  
 2, vs. Ole Miss (3/18/22)  
 3, three times  
 2, two times  
 49, vs. Ole Miss (3/18/22)

**41 • J. ARMSTRONG**

**RHP**

5-11 • 200 • FR • Marietta, Ga. • Harrison

**CAREER STATISTICS**

YEAR	ERA	W-L	G/S	IP	H	R	ER	BB	K	BAA
2022	3.00	0-0	10/0	6.0	6	6	2	6	8	.273

**SEASON HIGHS**

**IP:** 1.1, vs. Jax State (3/29)  
**H:** 2, vs. Ole Miss (3/17)  
**R:** 3, two times  
**ER:** 2, vs. Ole Miss (3/17)  
**K:** 2, two times  
**BB:** 2, two times  
**PC:** 19, vs. Ole Miss (3/18)

**CAREER HIGHS**

1.1, vs. Jax State (3/29/22)  
 2, vs. Ole Miss (3/17/22)  
 3, two times  
 2, vs. Ole Miss (3/17/22)  
 2, two times  
 2, two times  
 19, vs. Ole Miss (3/17/22)

**52 • J. ARMSTRONG**

**RHP**

6-2 • 184 • SR • McDonough, Ga. • Chatt Valley

- Didn't allow a run in his first 10.0 IP to start the year
- Pitched 3.0 scoreless in relief and earned the win in the series opener at A&M (3/25)

**CAREER STATISTICS**

YEAR	ERA	W-L	G/S	IP	H	R	ER	BB	K	BAA
2019*	3.19	8-4	17/13	79.0	70	38	28	29	77	.222
2020*	2.57	2-2	6/6	35.0	34	15	10	4	41	.245
2021*	1.65	11-0	13/13	71.0	48	23	13	15	79	.179
2022	3.54	2-1	7/4	20.1	23	8	8	6	28	.284
TOTAL	2.59	23-7	43/36	205.1	175	84	59	54	225	--

**SEASON HIGHS**

**IP:** 5.1, vs. Yale (2/25)  
**H:** 4, four times  
**R:** 4, vs. MTSU (3/11)  
**ER:** 4, vs. MTSU (3/11)  
**K:** 11, vs. Yale (2/25)  
**BB:** 2, two times  
**PC:** 73, vs. Yale (2/25/22)

**CAREER HIGHS**

8.0, at Coastal Ala-Monroeville (5/8/21)  
 11, at Coastal Ala-Bay Minette (3/30/19)  
 6, three times  
 5, vs. Gordon State (2/2/19)  
 11, vs. Yale (2/25/22)  
 4, two times  
 73, vs. Yale (2/25/22)

**18 • MATSON BARNETT**

**RHP**

6-0 • 218 • JR • Cartersville, Ga. • Cartersville

- Logged season highs in IP (5.0) and K (8) in his previous midweek start vs. UAB (3/2)

**CAREER STATISTICS**

YEAR	ERA	W-L	G/S	IP	H	R	ER	BB	K	BAA
2020	3.52	0-0	6/0	7.2	5	4	3	3	16	.192
2021	5.40	2-4	16/6	40.0	39	28	24	21	43	.265
2022	5.82	1-1	9/4	21.2	24	15	14	10	26	.286
TOTAL	5.32	3-5	31/10	69.1	68	47	41	34	85	.265

**SEASON HIGHS**

**IP:** 5.0, vs. UAB (3/2)  
**H:** 6, two times  
**R:** 5, vs. Ole Miss (3/17)  
**ER:** 5, vs. Ole Miss (3/17)  
**K:** 8, vs. UAB (3/2)  
**BB:** 2, three times  
**PC:** 88, vs. Tennessee Tech (3/9)

**CAREER HIGHS**

7.0, vs. Little Rock (3/13/21)  
 6, three times  
 6, at Ole Miss (3/20/21)  
 5, two times  
 9, vs. Little Rock (3/13/21)  
 5, at Arkansas (4/3/21)  
 91, vs. Little Rock (3/13/21)

**34 • BEN BOSSE**

**RHP**

6-1 • 194 • FR • Brenham, Texas • Brenham

- Struck out the side in his AU debut vs. Yale (2/25)

**CAREER STATISTICS**

YEAR	ERA	W-L	G/S	IP	H	R	ER	BB	K	BAA
2022	4.50	0-0	6/0	4.0	2	2	2	2	5	.154

**SEASON HIGHS**

**IP:** 1.0, three times  
**H:** 2, vs. S. Alabama (3/22)  
**R:** 1, two times  
**ER:** 1, two times  
**K:** 3, vs. Yale (2/25)  
**BB:** 1, two times  
**PC:** 18, vs. Yale (2/25)

**CAREER HIGHS**

1.0, three times  
 2, vs. S. Alabama (3/22/22)  
 1, two times  
 1, two times  
 3, vs. Yale (2/25/22)  
 1, two times  
 18, vs. Yale (2/25/22)

**21 • TRACE BRIGHT**

**RHP**

6-4 • 199 • JR • Montgomery, Ala. • Trinity

- Became the first pitcher to turn in three straight quality starts since Tanner Burns did it twice in 2019
- Held a no-hitter thru 5.1 and struck out a career best eight vs. URI (3/5)
- Rated by D1 Baseball as the No. 95 starting pitcher

**CAREER STATISTICS**

YEAR	ERA	W-L	G/S	IP	H	R	ER	BB	K	BAA
2020	8.38	1-1	3/3	9.2	10	9	9	7	12	.278
2021	6.98	4-4	19/11	49.0	53	42	38	18	43	.276
2022	2.70	2-2	7/7	36.2	27	15	11	16	40	.203
TOTAL	5.48	7-7	29/21	95.1	90	66	58	41	95	.249

**SEASON HIGHS**

**IP:** 6.0, three times  
**H:** 6, two times  
**R:** 6, vs. Ole Miss (3/19)  
**ER:** 3, three times  
**K:** 8, vs. Rhode Island (3/5)  
**BB:** 4, at LSU (4/1)  
**PC:** 93, at LSU (4/1)

**CAREER HIGHS**

6.0, four times  
 6, three times  
 7, at Ole Miss (3/21/21)  
 7, at Ole Miss (3/21/21)  
 8, vs. Rhode Island (3/5/22)  
 4, at LSU (4/1/22)  
 93, at LSU (4/1/22)

**40 • B. BURKHALTER**

**RHP**

6-0 • 204 • JR • Dothan, Ala. • Northview

- Leads the SEC and ranks 16th in NCAA with 6 saves
- Matched career high with 2.2 IP in finale at LSU (4/2)
- Earned a save or a win in 9 of his first 13 appearances
- Named to the NCBWA Stopper of the Year watch list
- Rated by D1 Baseball as the No. 27 relief pitcher

**54 • K. COPELAND LHP**

6-2 • 178 • SO • Mobile, Ala. • Pensacola State

- Made his first career SEC appearance at LSU (4/1)

**CAREER STATISTICS**

YEAR	ERA	W-L	G/S	IP	H	R	ER	BB	K	BAA
2021*	1.74	7-1	12/8	57.0	43	14	11	16	81	.211
2022	0.00	0-0	2/1	2.2	5	1	0	2	1.455	
TOTAL	1.66	7-1	14/9	59.2	48	15	11	18	82	--

**SEASON HIGHS**

IP: 2.1, vs. Alabama State (3/1)  
 H: 5, vs. Alabama State (3/1)  
 R: 1, vs. Alabama State (3/1)  
 ER: --  
 K: 1, vs. Alabama State (3/1)  
 BB: 2, vs. Alabama State (3/1)  
 PC: 52, vs. Alabama State (3/1)

**CAREER HIGHS**

7.0, two times  
 11, at Chipola (3/20/21)  
 4, two times  
 4, vs. Miami-Dade (5/6/21)  
 12, at NW FL State (4/30/21)  
 2, seven times  
 52, vs. Alabama State (3/1/22)

**57 • TYLER DRABICK RHP**

6-2 • 193 • GR • Canton, Ohio • Lipscomb

- Struck out a pair in a scoreless inning vs. Ole Miss (3/18)
- Earned the win and matched a career best with five strikeouts in his Auburn debut vs. Alabama State (3/1)

**CAREER STATISTICS**

YEAR	ERA	W-L	G/S	IP	H	R	ER	BB	K	BAA
2018*	3.52	0-0	11/1	15.1	12	7	6	6	14	.203
2019*	3.73	1-0	14/0	31.1	20	13	15	29	.163	
2020*	11.57	0-1	5/0	4.2	10	6	6	2	3	.435
2021*	2.81	1-0	23/0	32.0	20	11	10	13	46	.180
2022	4.50	1-0	6/0	6.0	4	5	3	5	10	.190
TOTAL	3.83	3-1	59/1	89.1	66	49	38	41	102	--

**SEASON HIGHS**

IP: 2.1, vs. Alabama State (3/1)  
 H: 1, four times  
 R: 2, two times  
 ER: 2, vs. S. Alabama (3/22)  
 K: 5, vs. Alabama State (3/1)  
 BB: 2, vs. Alabama State (3/1)  
 PC: 46, vs. Alabama State (3/1)

**CAREER HIGHS**

3.2, vs. Toledo (5/3/19)  
 5, two times  
 5, at Northern Illinois (4/19/19)  
 5, at Northern Illinois (4/19/19)  
 5, four times  
 2, eight times  
 46, vs. Alabama State (3/1/22)

**14 • BROOKS FULLER LHP**

6-3 • 210 • SR • Auburn, Ala. • Auburn

**CAREER STATISTICS**

YEAR	ERA	W-L	G/S	IP	H	R	ER	BB	K	BAA
2019	4.50	2-2	20/8	44.0	39	30	22	35	36	.239
2020	2.25	1-1	3/2	8.0	11	3	2	1	7	.333
2021	8.50	0-0	16/0	18.0	24	18	17	17	20	.316
2022	40.50	0-0	3/0	1.1	6	6	6	4	2	.600
TOTAL	5.93	3-3	42/10	71.1	80	57	47	57	65	.284

**SEASON HIGHS**

IP: 1.0, vs. Troy (2/23)  
 H: 3, vs. Alabama State (3/1)  
 R: 4, vs. Alabama State (3/1)  
 ER: 4, vs. Alabama State (3/1)  
 K: 2, vs. Troy (2/23)  
 BB: 2, vs. Alabama State (3/1)  
 PC: 27, vs. Alabama State (3/1)

**CAREER HIGHS**

6.0, at Texas A&M (4/13/19)  
 5, three times  
 5, vs. Baylor (2/27/21)  
 5, vs. Baylor (2/27/21)  
 6, vs. Ole Miss (4/20/19)  
 4, at South Carolina (3/30/19)  
 93, at Texas A&M (4/13/19)

**45 • J. GONZALEZ RHP**

6-4 • 230 • SO • Humacao, PR • Leadership CA

- Made his first appearance since Mar. 13 and retired all five batters he faced vs. Jax State (3/29)
- Turned in a quality start and earned the win in the series final at LSU (4/2) - 6.0 IP, 9 H, 3 ER, 2 BB, 1 K
- Logged career bests in IP (6.2) and K (8) vs. URI (3/5)

**CAREER STATISTICS**

YEAR	ERA	W-L	G/S	IP	H	R	ER	BB	K	BAA
2021	6.17	2-3	21/5	42.1	51	30	29	10	30	.293
2022	2.31	3-0	6/5	23.1	24	6	6	7	16	.279
TOTAL	4.80	5-3	27/10	65.2	75	36	35	17	46	.288

**SEASON HIGHS**

IP: 6.2, vs. Rhode Island (3/5)  
 H: 9, at LSU (4/2)  
 R: 3, two times  
 ER: 3, at LSU (4/2)  
 K: 8, vs. Rhode Island (3/5)  
 BB: 3, vs. Texas Tech (2/19)  
 PC: 92, at LSU (4/2)

**CAREER HIGHS**

6.2, vs. Rhode Island (3/5/22)  
 9, at LSU (4/2/22)  
 9, vs. Miss. State (4/11/21)  
 9, vs. Miss. State (4/11/21)  
 8, vs. Rhode Island (3/5/22)  
 5, at Arkansas (4/3/21)  
 92, at LSU (4/2/22)

**9 • CADE GRANZOW RHP**

6-3 • 220 • FR • Franklin, Tenn. • Brentwood

- Didn't allow a run in his first four appearances
- Pitched a season high 1.2 innings vs. S. Alabama (3/22)

**CAREER STATISTICS**

YEAR	ERA	W-L	G/S	IP	H	R	ER	BB	K	BAA
2022	1.69	0-0	5/0	5.1	5	1	1	1	4	.278

**SEASON HIGHS**

IP: 1.2, vs. S. Alabama (3/22)  
 H: 2, vs. S. Alabama (3/22)  
 R: 1, vs. S. Alabama (3/22)  
 ER: 1, vs. S. Alabama (3/22)  
 K: 2, vs. Rhode Island (3/5)  
 BB: 1, vs. Yale (2/26)  
 PC: 24, vs. S. Alabama (3/22)

**CAREER HIGHS**

1.2, vs. S. Alabama (3/22/22)  
 2, vs. S. Alabama (3/22/22)  
 1, vs. S. Alabama (3/22/22)  
 1, vs. S. Alabama (3/22/22)  
 2, vs. Rhode Island (3/5/22)  
 1, vs. Yale (2/26/22)  
 24, vs. S. Alabama (3/22/22)

**43 • CHASE ISBELL RHP**

6-2 • 198 • JR • Springville, Ala. • Samford

- Made his AU debut and threw a scoreless inning with a strikeout vs. S. Alabama (3/22)
- Pitched a season-high 2.1 innings and struck out three in the middle game at A&M (3/26)
- Coming off partial Tommy John surgery

**CAREER STATISTICS**

YEAR	ERA	W-L	G/S	IP	H	R	ER	BB	K	BAA
2020*	3.38	1-0	5/0	5.1	3	4	2	7	6	.167
2021*	2.32	4-2	26/0	31.0	19	9	8	13	44	.173
2022	13.50	0-1	3/0	4.0	6	6	6	2	4	.333
TOTAL	3.57	5-4	34/0	40.1	28	19	16	22	54	--

**SEASON HIGHS**

IP: 2.1, at Texas A&M (3/26)  
 H: 3, at LSU (4/1)  
 R: 5, at LSU (4/1)  
 ER: 5, at LSU (4/1)  
 K: 3, at Texas A&M (3/26)  
 BB: 2, at LSU (4/1)  
 PC: 45, at Texas A&M (3/26)

**CAREER HIGHS**

3.0, at ETSU (5/21/21)  
 4, at Wofford (4/20/21)  
 5, at LSU (4/1/22)  
 5, at LSU (4/1/22)  
 6, at ETSU (5/21/21)  
 2, five times  
 57, at ETSU (5/21/21)

**28 • NATE LARUE RHP/C**

6-3 • 217 • JR • Mobile, Ala. • McGill-Toolen

**CAREER STATISTICS**

YEAR	ERA	W-L	G/S	IP	H	R	ER	BB	K	BAA
2021	9.00	0-0	1/0	1.0	2	1	1	0	1	.500
2022	1.69	0-0	5/0	5.1	7	1	1	3	4	.318
TOTAL	2.84	0-0	6/0	6.1	9	2	2	3	5	.346

**SEASON HIGHS**

IP: 2.0, vs. Alabama State (3/1)  
 H: 2, two times  
 R: 1, vs. MTSU (3/13)  
 ER: 1, vs. MTSU (3/13)  
 K: 2, vs. Alabama State (3/1)  
 BB: 2, vs. Alabama State (3/1)  
 PC: 37, vs. Alabama State (3/1)

**CAREER HIGHS**

2.0, vs. Alabama State (3/1/22)  
 2, three times  
 1, two times  
 1, two times  
 2, vs. Alabama State (3/1/22)  
 2, vs. Alabama State (3/1/22)  
 37, vs. Alabama State (3/1/22)

**CAREER STATISTICS**

YEAR	AVG	GP-GS	AB	R	H	2B	3B	HR	RBI	SB-A
2020	.294	8-3	17	6	5	1	0	0	2	0-0
2021	.219	16-10	32	8	7	2	0	2	5	0-0
2022	.250	13-6	28	6	7	2	0	1	9	0-0
TOTAL	.247	37-19	77	20	19	5	0	3	16	0-0

**SEASON HIGHS**

AB: 5, two times  
 R: 2, at Texas A&M (3/27)  
 H: 3, at Texas A&M (3/27)  
 2B: 1, two times  
 HR: 1, at Texas A&M (3/27)  
 RBI: 5, at Texas A&M (3/27)

**CAREER HIGHS**

5, three times  
 2, four times  
 2, two times  
 1, five times  
 1, three times  
 5, at Texas A&M (3/27/22)

**20 • HAYDEN MULLINS LHP**

6-0 • 194 • JR • Gallatin, Tenn. • Hendersonville

- Earned his first career SEC win in a career best 5.0 innings against No. 1 Ole Miss (3/18)
- Is 1-0 with a 3.00 ERA in three SEC starts

**CAREER STATISTICS**

YEAR	ERA	W-L	G/S	IP	H	R	ER	BB	K	BAA
2020	3.68	1-0	5/0	7.1	4	3	3	6	10	.174
2021	2.38	2-0	7/0	11.1	10	4	3	4	19	.222
2022	3.72	2-1	7/4	19.1	14	8	8	11	23	.209
TOTAL	3.32	5-1	19/4	38.0	28	15	14	21	52	.207

**SEASON HIGHS**

IP: 5.0, vs. Ole Miss (3/18)  
 H: 4, at Texas A&M (3/25)  
 R: 3, vs. OU (2/18)  
 ER: 3, vs. OU (2/18)  
 K: 7, at LSU (3/31)  
 BB: 4, vs. Ole Miss (3/18)  
 PC: 88, vs. Ole Miss (3/18)

**CAREER HIGHS**

5.0, vs. Ole Miss (3/18/22)  
 4, at Texas A&M (3/25/22)  
 3, two times  
 3, two times  
 8, at UAB (3/9/21)  
 4, vs. Ole Miss (3/18/22)  
 88, vs. Ole Miss (3/18/22)

**47 • TOMMY SHEEHAN LHP**

6-0 • 209 • GR • Brielle, N.J. • Notre Dame

- Earned the 3.0-inning save in his first career relief appearances against URI (3/6)
- Earned his first AU win in 3.2 IP vs. MTSU (3/13)

**CAREER STATISTICS**

YEAR	ERA	W-L	G/S	IP	H	R	ER	BB	K	BAA
2018*	5.74	2-4	14/14	62.2	62	43	40	41	27	.264
2019*	4.58	5-6	15/15	92.1	100	62	47	23	62	.268
2020*	2.70	3-0	4/4	23.1	18	7	7	5	22	.202
2021*	6.75	0-1	2/2	8.0	10	6	6	5	10	.303
2022	6.91	1-0	6/3	14.1	14	11	11	11	11	.264
TOTAL	4.93	11-11	41/37	200.2	204	129	111	85	132	--

**SEASON HIGHS**

IP: 3.2, vs. MTSU (3/13)  
 H: 5, vs. Ole Miss (3/19)  
 R: 5, at Texas A&M (3/27)  
 ER: 5, at Texas A&M (3/27)  
 K: 5, vs. Rhode Island (3/6)  
 BB: 4, at Texas A&M (3/27)  
 PC: 52, vs. MTSU (3/13)

**CAREER HIGHS**

9.0, two times  
 13, vs. North Carolina (4/13/19)  
 11, vs. North Carolina (4/13/19)  
 8, vs. North Carolina (4/13/19)  
 9, at UAB (2/14/20)  
 6, vs. Purdue (2/24/18)  
 112, vs. North Carolina (4/13/19)

**29 • CARSON SKIPPER LHP**

6-2 • 211 • SR • Trussville, Ala. • Hewitt-Trussville

- Earned the win in 3.1 IP in the opener at LSU (3/31)
- Pitched a career high 5.2 IP in the series opener against Middle Tennessee (3/11)
- Named to the NCBWA Stopper of the Year watch list for the second straight season

**CAREER STATISTICS**

YEAR	ERA	W-L	G/S	IP	H	R	ER	BB	K	BAA
2019	7.46	3-3	17/8	35.0	45	33	29	23	38	.306
2020	1.00	0-0	7/0	9.0	5	1	1	3	12	.167
2021	4.25	2-2	19/0	29.2	29	16	14	9	37	.248
2022	3.24	2-0	9/0	25.0	24	14	9	6	23	.247
TOTAL	4.83	7-5	52/8	98.2	103	64	53	41</		

# PITCHING CAREERS

## CHASE ALLSUP'S CAREER APPEARANCES

### 2022 - FRESHMAN YEAR

Date	Opp (Res.)	DEC	QS	IP	H	R	ER	BB	SO	HR	ERA	NP
2/20	vs. Kansas State (W, 12-1)	-	-	1.0	0	0	0	0	3	0	0.00	14
2/25	YALE (W, 9-0)	-	-	1.0	0	0	0	2	2	0	0.00	25
3/2	UAB (W, 16-1)	-	-	1.0	0	0	0	1	2	0	0.00	20
3/9	vs. Tennessee Tech (W, 4-3)	-	-	2.0	2	0	0	1	3	0	0.00	39
3/13	MIDDLE TENNESSEE-G1 (W, 10-7)	-	-	1.1	3	1	0	1	3	0	0.00	35
3/18	#1 OLE MISS (W, 19-5)	-	-	1.1	2	4	2	2	2	1	2.35	49
3/26	at Texas A&M (L, 4-5 [11])	-	-	0.1	0	0	0	0	0	0	2.25	1
3/27	at Texas A&M (W, 13-9)	W	-	1.0	0	1	0	1	0	0	2.00	19

## JOHN ARMSTRONG'S CAREER APPEARANCES

### 2022 - FRESHMAN YEAR

Date	Opp (Res.)	DEC	QS	IP	H	R	ER	BB	SO	HR	ERA	NP
2/18	vs. Oklahoma (L, 0-3)	-	-	1.0	0	0	0	0	1	0	0.00	8
2/19	vs. #12 Texas Tech (W, 2-1)	-	-	0.2	0	0	0	1	0	0	0.00	13
2/25	YALE (W, 9-0)	-	-	0.2	0	0	0	0	2	0	0.00	9
2/26	YALE-G2 (L, 4-5 [10])	-	-	0.2	1	0	0	0	1	0	0.00	12
3/1	ALABAMA STATE (W, 13-7)	-	-	0.2	1	0	0	0	2	0	0.00	16
3/9	vs. Tennessee Tech (W, 4-3)	-	-	0.1	1	0	0	0	1	0	0.00	5
3/11	MIDDLE TENNESSEE (L, 8-10)	-	-	0.1	0	3	0	2	1	0	0.00	18
3/17	#1 OLE MISS (L, 6-13)	-	-	0.0	2	3	2	2	0	0	4.15	19
3/22	vs. South Alabama (W, 13-12)	-	-	0.1	0	0	0	0	0	0	3.86	4
3/29	JAX STATE (L, 2-5)	-	-	1.1	1	0	0	1	0	0	3.00	26

## JORDAN ARMSTRONG'S CAREER APPEARANCES

\*-Starter

### 2019 - FRESHMAN YEAR AT CHATTAHOOCHEE VALLEY

Date	Opp (Res.)	DEC	QS	IP	H	R	ER	BB	SO	HR	ERA	NP
2/2	*vs. Gordon State (L, 2-6)	L	-	4.0	3	6	5	4	2	1	11.25	--
2/9	*at Pensacola State (W, 9-3)	W	-	5.2	7	3	2	1	9	0	6.52	--
2/15	ABRAHAM BALDWIN (W, 11-7)	-	-	2.0	2	2	2	1	2	0	6.94	--
2/22	at Tallahassee (W, 6-4)	W	-	4.1	5	1	1	2	4	0	5.63	--
3/5	GORDON STATE (L, 2-12)	-	-	1.0	1	0	0	0	2	0	5.29	--
3/5	*at Wallace-Selma (W, 7-4)	W	X	7.0	4	3	3	2	5	0	4.88	--
3/16	*ENTERPRISE STATE (W, 10-2)	W	-	5.0	2	1	0	1	6	0	4.03	--
3/23	at Lawson State (L, 1-6)	-	-	3.0	2	1	1	0	2	0	3.94	--
3/30	*at Coastal Alabama-BM (W, 9-8)	-	-	5.0	11	3	1	2	2	0	3.65	--
4/7	*at Coastal Alabama-BR (L, 2-3)	L	X	6.1	8	3	3	2	9	2	3.74	--
4/12	*at Coastal Alabama-MO (L, 1-2)	L	X	6.0	2	2	1	2	7	0	3.47	--
4/20	*BISHOP STATE (W, 3-2)	W	X	6.0	2	2	2	2	7	0	3.42	--
4/27	*WALLACE-DOTHAN (W, 4-0)	W	X	7.0	3	0	0	3	3	0	3.03	--
5/4	*LURLEEN B. WALLACE (W, 12-2)	W	-	3.0	2	0	0	3	3	0	2.89	--
5/10	*at Wallace State (W, 7-2)	W	X	6.0	5	2	2	2	7	0	2.90	--
5/15	*vs. Lurleen B. Wallace (W, 9-8)	-	-	3.0	4	3	3	1	5	1	3.15	--
5/27	*vs. Central Arizona (L, 2-10)	L	-	4.2	7	6	2	1	2	0	3.19	--

### 2020 - SOPHOMORE YEAR AT CHATTAHOOCHEE VALLEY

Date	Opp (Res.)	DEC	QS	IP	H	R	ER	BB	SO	HR	ERA	NP
2/1	*at LaGrange (W, 11-5)	-	-	4.0	8	3	2	0	6	0	4.50	--
2/8	*vs. St. Johns River State (L, 1-2)	L	-	5.0	6	2	2	1	8	0	4.00	--
2/15	*SNEAD STATE (L, 1-4)	L	-	6.0	7	4	4	0	9	1	4.80	--
2/22	*at Tallahassee (W, 7-1)	W	X	7.0	4	1	0	0	9	0	3.27	--
2/29	*at Gordon State (L, 5-6)	-	-	6.0	6	5	2	3	3	0	3.21	--
3/8	*COASTAL ALABAMA-BM (W, 1-0)	W	X	7.0	3	0	0	0	6	0	2.57	--

### 2021 - JUNIOR YEAR AT CHATTAHOOCHEE VALLEY

Date	Opp (Res.)	DEC	QS	IP	H	R	ER	BB	SO	HR	ERA	NP
2/2	*GORDON STATE (W, 7-2)	-	-	1.0	0	0	0	1	2	0	0.00	--
2/4	*CALHOUN (W, 10-0)	W	-	4.0	1	0	0	1	4	0	0.00	--
2/19	*vs. John A. Logan (W, 8-2)	W	-	5.0	3	2	1	0	7	0	0.90	--
2/25	*at Snead State (W, 13-5)	W	-	4.0	4	4	4	4	6	1	3.21	--
3/6	*at Coastal Alabama-Mo (W, 1-0)	W	X	7.0	3	0	0	1	6	0	2.14	--
3/13	*at Wallace-Selma (W, 14-1)	W	-	5.0	2	1	0	2	4	0	1.73	--
3/20	*COASTAL ALABAMA-BR (W, 4-1)	W	X	7.0	5	1	1	1	10	0	1.64	--
3/27	*at Coastal Alabama-BM (L, 3-4)	-	-	5.0	6	3	2	3	3	0	1.89	--
4/3	*ENTERPRISE STATE (W, 5-0)	W	X	7.0	4	0	0	0	8	0	1.60	--
4/11	*LURLEEN B. WALLACE (W, 4-3)	W	X	6.0	4	3	2	0	8	0	1.76	--
4/18	*vs. Bishop State (W, 10-0)	W	-	5.0	2	0	0	0	5	0	1.61	--
4/29	*WALLACE-DOTHAN (W, 8-3)	W	X	7.0	4	3	1	1	7	0	1.57	--
5/8	*at Coastal Alabama-Mo (W, 14-6)	W	-	8.0	10	6	2	1	9	0	1.65	--

### 2022 - SENIOR YEAR

Date	Opp (Res.)	DEC	QS	IP	H	R	ER	BB	SO	HR	ERA	NP
2/18	vs. Oklahoma (L, 0-3)	-	-	4.0	1	0	0	2	5	0	0.00	64
2/25	*YALE (W, 9-0)	W	-	5.1	4	0	0	0	11	0	0.00	73
3/4	*RHODE ISLAND (W, 7-2)	-	-	3.0	4	2	2	2	3	1	1.46	70
3/11	*MIDDLE TENNESSEE (L, 8-10)	L	-	0.2	4	4	4	1	0	0	4.15	28
3/19	#1 OLE MISS (L, 2-15)	-	-	1.1	4	1	1	0	3	0	4.40	32
3/25	at Texas A&M (W, 6-5[10])	W	-	3.0	3	0	0	0	4	0	3.63	39
3/29	*JAX STATE (L, 2-5)	-	-	3.0	3	1	1	1	2	0	3.54	41

## MASON BARNETT'S CAREER APPEARANCES

### 2020 - FRESHMAN YEAR

Date	Opp (Res.)	DEC	QS	IP	H	R	ER	BB	SO	HR	ERA	NP
2/15	ILLINOIS-CHICAGO (W, 7-3)	-	-	1.0	4	3	3	1	2	0	27.00	32
2/19	OAKLAND (W, 17-1)	-	-	1.0	0	0	0	0	2	0	13.50	10
2/25	ALABAMA A&M (W, 10-0)	-	-	1.0	0	0	0	1	2	0	9.00	17
3/1	WRIGHT STATE (W, 6-0)	-	-	1.0	0	0	0	1	2	0	6.75	21
3/8	CHICAGO STATE (W, 9-0)	-	-	1.0	1	0	0	0	3	0	5.40	19
3/10	GEORGIA TECH (L, 2-6)	-	-	2.2	0	1	0	0	5	0	3.52	35

### 2021 - SOPHOMORE YEAR

Date	Opp (Res.)	DEC	QS	IP	H	R	ER	BB	SO	HR	ERA	NP
2/21	*PRESBYTERIAN (W, 2-1 [10])	-	-	4.0	3	0	0	2	4	0	0.00	65
2/26	vs. #25 Oklahoma (L, 3-4 [10])	-	-	1.1	2	1	1	3	1	0	1.69	42
3/6	*#18 BOSTON COLLEGE (W, 16-1)	W	-	5.1	2	1	0	2	3	0	0.84	75
3/13	*LITTLE ROCK (W, 6-0)	W	X	7.0	2	0	0	1	9	0	0.51	91
3/20	*at #4 Ole Miss (L, 5-6)	L	-	3.0	5	6	4	2	4	0	2.18	72
3/27	*KENTUCKY (L, 6-7)	-	-	5.1	6	5	5	0	8	2	3.46	84
4/1	at #1 Arkansas (W, 2-1)	S	-	1.0	0	0	0	1	0	0	3.33	15
4/3	at #1 Arkansas (L, 5-6 [10])	-	-	1.2	2	1	1	5	0	0	3.45	45
4/11	#4 MISSISSIPPI STATE (L, 10-19)	-	-	2.0	4	2	2	0	1	0	3.82	33
4/17	at Alabama (L, 9-10)	L	-	1.1	4	2	2	2	1	0	4.22	34
4/21	*JAX STATE (W, 8-7 [10])	-	-	1.0	0	0	0	0	1	0	4.09	14
4/25	#10 FLORIDA (L, 4-6)	L	-	3.0	2	1	0	0	4	0	3.75	42
4/29	at #20 Georgia (L, 0-4)	-	-	1.0	2	2	2	1	2	1	4.14	24
5/6	LSU (L, 3-8)	-	-	1.0	2	1	1	0	2	0	4.26	18
5/15	TEXAS A&M (L, 9-11)	-	-	2.0	1	3	3	1	3	0	4.72	36
5/22	at Missouri (L, 6-7)	L	-	1.0	2	3	3	1	0	0	5.40	14

### 2022 - JUNIOR YEAR

Date	Opp (Res.)	DEC	QS	IP	H	R	ER	BB	SO	HR	ERA	NP
2/20	vs. Kansas State (W, 12-1)	-	-	1.0	0	0	0	1	0	0	0.00	13
2/23	TROY (W, 13-1)	-	-	1.0	0	0	0	0	0	0	0.00	6
2/26	YALE-G1 (W, 4-3)	-	-	1.0	1	0	0	1	0	0	0.00	20
3/2	*UAB (W, 16-1)	W	-	5.0	2	1	1	0	8	0	1.12	66
3/9	*vs. Tennessee Tech (W, 4-3)	-	-	4.2	6	3	2	2	5	0	2.13	88
3/17	*#1 OLE MISS (L, 6-13)	L	-	3.0								

**AUBURN** 2022 AUBURN BASEBALL GAME NOTES

3/19	*#1 OLE MISS (L, 2-15)	L	-	4.1	5	6	3	2	5	0	1.98	82
3/26	*at Texas A&M (L, 4-5 [11])	-	-	5.0	6	2	2	2	6	0	2.23	79
4/1	*at #12 LSU (L, 2-9)	L	-	4.1	4	3	3	4	6	1	2.70	93

**BLAKE BURKHALTER'S CAREER APPEARANCES**

**2020 - FRESHMAN YEAR**

Date	Opp (Res.)	DEC	QS	IP	H	R	ER	BB	SO	HR	ERA	NP
2/15	ILLINOIS-CHICAGO (W, 7-3)	-	-	1.0	1	0	0	1	1	0	0.00	14
2/23	UCF (L, 2-12)	-	-	1.0	3	1	1	1	0	0	4.50	20
2/26	ALABAMA A&M (W, 12-6)	-	-	1.1	1	0	0	1	2	0	2.70	23
3/8	CHICAGO STATE (W, 9-0)	-	-	1.0	1	0	0	0	0	0	2.08	8

**2021 - SOPHOMORE YEAR**

Date	Opp (Res.)	DEC	QS	IP	H	R	ER	BB	SO	HR	ERA	NP
2/20	PRESBYTERIAN (W, 6-1)	-	-	1.0	2	0	0	1	1	0	0.00	25
2/24	ALABAMA A&M (W, 33-0)	-	-	1.0	0	0	0	0	2	0	0.00	19
2/28	vs. Texas A&M (W, 6-1)	-	-	1.0	0	0	0	1	0	0	0.00	11
3/7	#18 BOSTON COLLEGE (L, 9-11 [10])	-	-	2.1	0	0	0	1	3	0	0.00	35
3/13	LITTLE ROCK (W, 6-0)	-	-	2.0	2	0	0	1	4	0	0.00	34
3/16	at Lipscomb (W, 9-7)	-	-	0.2	2	2	1	2	2	1	1.12	25
3/20	at #4 Ole Miss (L, 5-6)	-	-	1.0	0	0	0	2	0	0	1.00	18
3/27	KENTUCKY (L, 6-7)	-	-	1.2	1	1	1	1	3	1	1.69	22
4/2	at #1 Arkansas (L, 5-6)	-	-	0.2	0	0	0	1	0	0	1.59	19
4/11	#4 MISSISSIPPI STATE (L, 10-19)	-	-	0.1	0	0	0	2	1	0	1.54	14
4/21	JAX STATE (W, 8-7 [10])	-	-	2.0	1	1	1	0	2	1	1.98	31
5/1	at #20 Georgia (W, 9-7)	-	-	1.0	1	0	0	1	1	0	1.84	21
5/7	LSU (L, 6-9)	-	-	0.2	0	0	0	0	1	0	1.76	8
5/12	at Samford ( )	-	-	1.0	1	1	1	2	1	0	2.20	27
5/15	TEXAS A&M (L, 9-11)	-	-	0.2	0	0	0	0	1	0	2.12	8
5/18	NORTH ALABAMA (W, 14-6)	W	-	2.1	3	0	0	1	4	0	1.86	48
5/22	at Missouri (L, 6-7)	-	-	1.2	1	0	0	0	4	0	1.71	31

**2022 - JUNIOR YEAR**

Date	Opp (Res.)	DEC	QS	IP	H	R	ER	BB	SO	HR	ERA	NP
2/19	vs. #12 Texas Tech (W, 2-1)	S	-	2.0	0	0	0	0	1	0	0.00	16
2/26	YALE-G1 (W, 4-3)	W	-	2.0	0	0	0	0	2	0	0.00	21
3/1	ALABAMA STATE (W, 13-7)	-	-	1.1	2	1	1	0	2	0	1.69	21
3/4	RHODE ISLAND (W, 7-2)	S	-	2.0	1	0	0	0	4	0	1.23	26
3/9	vs. Tennessee Tech (W, 4-3)	W	-	1.1	0	0	0	0	4	0	1.04	19
3/13	MIDDLE TENNESSEE-G1 (W, 10-7)	S	-	2.0	0	0	0	0	2	0	0.84	34
3/13	MIDDLE TENNESSEE-G2 (L, 3-4)	-	-	1.0	0	0	0	0	0	0	0.77	21
3/19	#1 OLE MISS (L, 2-15)	-	-	0.2	5	5	5	0	1	3	4.38	19
3/22	vs. South Alabama (W, 13-12)	W	-	2.2	1	1	0	1	3	0	3.60	50
3/25	at Texas A&M (W, 6-5 [10])	S	-	1.0	0	0	0	0	3	0	3.38	14
3/27	at Texas A&M (W, 13-9)	-	-	1.0	2	1	1	0	2	0	3.71	23
3/31	at #12 LSU (W, 6-5)	S	-	1.2	2	1	1	0	2	0	3.86	30
4/2	at #12 LSU (W, 6-4)	S	-	2.2	1	1	1	0	3	1	3.80	36

**PARKER CARLSON'S CAREER APPEARANCES**

**2022 - FRESHMAN YEAR**

Date	Opp (Res.)	DEC	QS	IP	H	R	ER	BB	SO	HR	ERA	NP
2/23	TROY (W, 13-1)	-	-	1.0	0	0	0	0	1	0	0.00	8
2/26	YALE-G2 (L, 4-5 [10])	-	-	1.0	2	1	1	0	1	1	4.50	17
3/6	RHODE ISLAND (W, 14-1)	W	-	3.0	2	1	1	1	4	1	3.60	40
3/13	MIDDLE TENNESSEE-G1 (W, 10-7)	-	-	0.2	3	3	3	0	2	1	7.94	24
3/29	JAX STATE (L, 2-5)	L	-	1.2	1	2	2	2	2	0	8.59	34

**KONNER COPELAND'S CAREER APPEARANCES**

**2021 - FRESHMAN YEAR AT PENSACOLA STATE**

Date	Opp (Res.)	DEC	QS	IP	H	R	ER	BB	SO	HR	ERA	NP
1/22	vs. Seminole State (L, 6-7)	-	-	3.0	2	0	0	1	2	0	0.00	--
1/30	vs. Coastal Alabama - Br (W, 4-0)	S	-	1.0	0	0	0	0	0	0	0.00	--
2/8	LURLEEN B. WALLACE (L, 2-3)	-	-	2.0	0	0	0	2	5	0	0.00	--
2/21	at Delgado (L, 1-2)	-	-	4.2	1	0	0	1	8	0	0.00	--
2/27	*COASTAL ALABAMA - BM (W, 11-0)	W	X	6.0	2	0	0	2	7	0	0.00	--
3/6	*DELGADO (W, 2-1)	W	X	6.0	4	1	1	1	8	1	0.40	--
3/20	*at Chipola (W, 15-5)	W	-	3.1	11	4	3	0	6	0	1.38	--
4/3	*TALLAHASSEE (W, 9-0)	W	X	7.0	1	0	0	1	8	0	1.09	--
4/11	*GULF COAST STATE (W, 5-3)	W	X	6.0	4	3	2	2	9	0	1.38	--
4/23	*at Gulf Coast State (W, 10-2)	W	X	6.0	9	2	1	2	9	0	1.40	--
4/30	*at NW Florida State (W, 4-0)	W	X	7.0	3	0	0	2	12	0	1.21	--
5/6	*vs. Miami Dade (L, 5-9)	L	-	5.0	6	4	4	2	7	0	1.74	--

**2022 - SOPHOMORE YEAR**

Date	Opp (Res.)	DEC	QS	IP	H	R	ER	BB	SO	HR	ERA	NP
3/1	*ALABAMA STATE (W, 13-7)	-	-	2.1	5	1	0	2	1	0	0.00	52
4/1	at #12 LSU (L, 2-9)	-	-	0.1	0	0	0	0	0	0	0.00	1

**TYLER DRABICK'S CAREER APPEARANCES**

**2022 - GRADUATE YEAR**

Date	Opp (Res.)	DEC	QS	IP	H	R	ER	BB	SO	HR	ERA	NP
3/1	ALABAMA STATE (W, 13-7)	W	-	2.1	1	1	1	2	5	0	3.86	46
3/5	RHODE ISLAND-G1 (W, 16-0)	-	-	0.1	0	0	0	1	1	0	3.38	13
3/13	MIDDLE TENNESSEE-G1 (W, 10-7)	-	-	0.1	0	0	0	0	0	0	3.00	3
3/18	#1 OLE MISS (W, 19-5)	-	-	1.0	1	0	0	1	2	0	2.25	22
3/22	vs. South Alabama (W, 13-12)	-	-	0.2	1	2	2	1	0	0	5.79	10

3/29	JAX STATE (L, 2-5)	-	-	1.1	1	2	0	0	2	0		28
------	--------------------	---	---	-----	---	---	---	---	---	---	--	----

**BROOKS FULLER'S CAREER APPEARANCES**

**2019 - FRESHMAN YEAR**

Date	Opp (Res.)	DEC	QS	IP	H	R	ER	BB	SO	HR	ERA	NP
2/16	GEORGIA SOUTHERN (L, 5-7)	-	-	1.0	1	1	1	1	0	1	9.00	21
2/20	*ALABAMA A&M (W, 10-2)	-	-	3.0	2	2	0	2	3	0	2.25	46
3/2	CINCINNATI (W, 9-5)	-	-	1.2	0	0	0	0	1	0	1.59	14
3/5	UT MARTIN (W, 15-9)	-	-	2.2	2	3	0	3	0	0	1.08	42
3/9	UTSA (W, 8-3)	-	-	1.0	0	0	0	1	0	0	0.96	17
3/16	#21 TENNESSEE (W, 5-2)	W	-	3.2	2	1	1	2	3	0	1.38	63
3/23	at #4 Mississippi State (L, 2-15)	-	-	3.2	4	1	1	3	3	0	1.62	67
3/30	*at South Carolina (L, 0-4)	L	-	5.0	3	2	2	4	4	1	2.08	88
4/5	*#9 ARKANSAS (L, 6-9)	-	-	3.1	3	3	2	4	4	0	2.52	76
4/9	JACKSONVILLE STATE (L, 6-11)	-	-	0.0	0	1	1	2	0	0	2.88	15
4/13	*at #12 Texas A&M (W, 7-0)	W	X	6.0	4	0	0	3	4	0	2.32	93
4/20	*#17 OLE MISS (W, 6-5)	-	-	4.2	5	3	3	2	6	2	2.78	79
4/26	*at #4 Vanderbilt (L, 5-9)	L	-	1.2	4	4	2	2	1	1	3.13	37
5/4	*ALABAMA (L, 6-7)	-	-	3.0	3	2	2	2	3	0	3.35	61
5/11	#7 GEORGIA (L, 8-10)	-	-	0.2	0	0	0	0	1	0	3.29	4
5/14	*NORTH ALABAMA (W, 8-7)	-	-	1.1	3	4	4	3	1	0	4.04	36
5/17	at #20 LSU (L, 1-5)	-	-	1.0	1	1	1	1	1	0	4.15	16
5/18	at #20 LSU (W, 5-4)	-	-	0.1	0	0	0	0	0	0	4.12	3
5/22	vs. #2 Vanderbilt (L, 1-11)	-	-	0.1	2	2	2	0	1	0	4.50	17
5/23	vs. #17 LSU (L, 3-4)	-	-	0.0	0	0	0	0	0	0	4.50	2

**2020 - SOPHOMORE YEAR**

Date	Opp (Res.)	DEC	QS	IP	H	R	ER	BBSO	HR	ERA	NP	
2/16	ILLINOIS-CHICAGO (W, 14-0)	-	-	2.0	2	0	0	0	3	0	0.00	34
2/25	*ALABAMA A&M (W, 10-0)	W	-	4.0	5	0	0	0	3	0	0.00	60
3/10	*GEORGIA TECH (L, 2-6)	L	-	2.0	4	3	2	1	1	0	2.25	42

**2021 - JUNIOR YEAR**

Date	Opp (Res.)	DEC	QS	IP	H	R	ER	BB	SO	HR	ERA	NP
2/19	PRESBYTERIAN (W, 14-3)	-	-	1.0	2	0	0	0	1	0	0.00	15



3/5	*RHODE ISLAND-G1 (W, 16-0)	W	X	6.2	5	0	0	1	8	0	1.84	89
3/13	*MIDDLE TENNESSEE-G1 (W, 10-7)	-	-	1.0	0	0	0	1	0	0	1.72	12
3/29	JAX STATE (L, 2-5)	-	-	1.2	0	0	0	0	0	0	1.56	13
4/2	*at #12 LSU (W, 6-4)	W	X	6.0	9	3	3	2	1	0	2.31	92

**CADE GRANZOW'S CAREER APPEARANCES**

2022 - FRESHMAN YEAR												
Date	Opp (Res.)	DEC	QS	IP	H	R	ER	BB	SO	HR	ERA	NP
2/20	vs. Kansas State (W, 12-1)	-	-	1.0	1	0	0	0	1	0	0.00	16
2/26	YALE-G2 (L, 4-5 [10])	-	-	0.2	1	0	0	1	1	0	0.00	18
3/2	UAB (W, 16-1)	-	-	1.0	1	0	0	0	0	0	0.00	9
3/5	RHODE ISLAND-G2 (W, 12-0)	-	-	1.0	0	0	0	0	2	0	0.00	14
3/22	vs. South Alabama (W, 13-12)	-	-	1.2	2	1	1	0	0	0	1.69	24

**CAM HILL'S CAREER APPEARANCES**

2021 - FRESHMAN YEAR												
Date	Opp (Res.)	DEC	QS	IP	H	R	ER	BB	SO	HR	ERA	NP
2/21	PRESBYTERIAN (W, 2-1 [10])	W	-	1.0	0	0	0	0	2	0	0.00	12
2/28	vs. Texas A&M (W, 6-1)	-	-	1.0	1	1	1	1	2	0	4.50	29
3/7	#18 BOSTON COLLEGE (L, 9-11 [10])	-	-	0.2	4	5	5	0	0	0	20.25	30
3/14	LITTLE ROCK (L, 6-12)	-	-	0.1	3	4	4	1	0	0	30.00	20
3/21	at #4 Ole Miss (L, 11-19)	-	-	0.0	2	3	2	3	0	0	36.00	22
3/27	KENTUCKY (L, 4-6)	-	-	1.0	0	0	0	0	1	0	27.00	10
4/13	at #20 Georgia Tech (W, 7-3)	-	-	0.1	1	1	1	2	1	0	27.00	15
4/21	JAX STATE (W, 8-7 [10])	W	-	1.0	0	0	0	1	0	0	21.94	9
5/12	at Samford (L, 1-6)	-	-	1.0	2	1	1	0	1	0	19.89	23
5/18	NORTH ALABAMA (W, 14-6)	-	-	0.2	1	1	1	3	1	0	19.29	35

**2022 - SOPHOMORE YEAR**

Date	Opp (Res.)	DEC	QS	IP	H	R	ER	BB	SO	HR	ERA	NP
3/5	RHODE ISLAND-G1 (W, 16-0)	-	-	1.0	0	0	0	0	1	0	0.00	11

**CHASE ISBELLS' CAREER APPEARANCES**

2020 - FRESHMAN YEAR AT SAMFORD												
Date	Opp (Res.)	DEC	QS	IP	H	R	ER	BB	SO	HR	ERA	NP
2/14	UNC ASHEVILLE (W, 15-1)	-	-	1.0	0	0	0	1	2	0	0.00	-
2/20	at Belmont (L, 4-9)	-	-	1.0	1	2	0	2	1	0	0.00	-
2/23	at Lipscomb (W, 7-3)	-	-	0.1	1	1	1	2	0	0	3.86	18
3/1	NORTHERN KENTUCKY (W, 10-5)	W	-	2.0	1	1	1	2	1	0	4.15	-
3/10	ALABAMA A&M (W, 5-1)	-	-	1.0	0	0	0	0	2	0	3.38	-

**2021 - SOPHOMORE YEAR AT SAMFORD**

Date	Opp (Res.)	DEC	QS	IP	H	R	ER	BB	SO	HR	ERA	NP
2/19	UT MARTIN (W, 5-3)	-	-	2.0	0	0	0	0	1	0	0.00	-
2/21	UT MARTIN (W, 3-1)	S	-	2.0	0	0	0	0	5	0	0.00	-
2/28	at Florida (L, 9-10)	L	-	1.1	2	1	0	2	2	0	0.00	-
3/3	JACKSONVILLE STATE (W, 10-9)	S	-	2.0	0	0	0	1	2	0	0.00	-
3/7	TOLEDO (W, 16-8)	-	-	1.0	1	1	1	0	3	0	1.08	-
3/9	at Troy (W, 6-5)	S	-	1.0	3	1	1	0	2	0	1.93	25
3/13	at Texas A&M (L, 2-5)	-	-	1.0	1	0	0	0	2	0	1.74	21
3/20	at UNC Greensboro (W, 6-1)	-	-	1.0	0	0	0	1	0	0	1.59	15
3/21	at UNC Greensboro (W, 8-3)	-	-	1.0	0	0	0	0	0	0	1.46	12
3/23	at UAB (W, 5-1)	S	-	1.0	0	0	0	0	3	0	1.35	-
3/26	ETSU (W, 7-3)	-	-	1.0	0	0	0	0	1	0	1.26	-
4/2	VMI (W, 7-6)	W	-	1.0	0	0	0	1	1	0	1.17	-
4/3	VMI (W, 7-6)	S	-	1.0	0	0	0	0	0	0	1.10	-
4/6	TROY (W, 4-3)	W	-	1.0	1	1	1	0	0	1	1.56	-
4/11	THE CITADEL (W, 8-4)	-	-	1.0	1	0	0	0	1	0	1.47	-
4/16	at Western Carolina (W, 8-5)	-	-	1.0	1	2	2	0	0	0	2.33	-
4/20	at Auburn (L, 4-6)	-	-	1.0	0	0	0	0	1	0	2.21	10
4/23	MERCER (W, 10-9)	S	-	1.0	1	0	0	0	1	0	2.11	-
4/24	MERCER (L, 4-5)	-	-	1.0	0	0	0	0	1	0	2.01	-
4/30	at Wofford (W, 9-8)	S	-	1.1	0	0	0	0	2	0	1.90	19
5/1	at Wofford (L, 4-5)	L	-	0.1	4	3	3	2	1	0	3.00	25
5/8	at VMI (W, 18-1)	-	-	1.0	1	0	0	0	3	0	2.88	18
5/12	AUBURN (W, 6-1)	-	-	1.0	1	0	0	1	2	0	2.77	-
5/15	UNC GREENSBORO (W, 8-4)	-	-	1.0	0	0	0	0	1	0	2.67	-
5/21	at ETSU (W, 7-6)	W	-	3.0	2	0	0	1	6	0	2.40	57
5/27	vs. Mercer (W, 10-8)	W	-	1.0	0	0	0	2	2	0	2.32	22

**2022 - JUNIOR YEAR**

Date	Opp (Res.)	DEC	QS	IP	H	R	ER	BB	SO	HR	ERA	NP
3/22	vs. South Alabama (W, 13-12)	-	-	1.0	1	0	0	0	1	0	0.00	18
3/26	at Texas A&M (L, 4-5 [11])	L	-	2.1	2	1	1	0	3	0	2.70	45
4/1	at LSU (L, 2-9)	-	-	0.2	3	5	5	2	0	0	13.50	27

**NATE LARUE'S CAREER APPEARANCES**

2021 - SOPHOMORE YEAR												
Date	Opp (Res.)	DEC	QS	IP	H	R	ER	BB	SO	HR	ERA	NP
4/21	JAX STATE (W, 8-7 [10])	-	-	1.0	1	1	1	0	1	1	9.00	17

**2022 - JUNIOR YEAR**

Date	Opp (Res.)	DEC	QS	IP	H	R	ER	BB	SO	HR	ERA	NP
2/23	TROY (W, 13-1)	-	-	1.0	2	0	0	0	1	0	0.00	17
3/1	ALABAMA STATE (W, 13-7)	-	-	2.0	1	0	0	2	2	0	0.00	37
3/9	vs. Tennessee Tech (W, 4-3)	-	-	0.2	1	0	0	0	1	0	0.00	9

3/13	MIDDLE TENNESSEE-G1 (W, 10-7)	-	-	0.0	2	1	1	0	0	0	2.45	5
3/18	#1 OLE MISS (W, 19-5)	-	-	1.2	1	0	0	1	0	0	1.69	25

**HAYDEN MULLINS' CAREER APPEARANCES**

2020 - FRESHMAN YEAR												
Date	Opp (Res.)	DEC	QS	IP	H	R	ER	BB	SO	HR	ERA	NP
2/16	ILLINOIS-CHICAGO (W, 14-0)	-	-	1.0	1	0	0	0	1	0	0.00	13
2/23	UCF (L, 2-12)	-	-	1.2	2	3	3	1	4	1	10.12	38
2/26	ALABAMA A&M (W, 12-6)	W	-	1.1	0	0	0	0	2	0	6.75	14
3/1	WRIGHT STATE (W, 6-0)	-	-	0.2	0	0	0	2	1	0	5.79	18
3/11	WOFFORD (L, 3-4)	-	-	2.2	1	0	0	3	2	0	3.68	52

**2021 - SOPHOMORE YEAR**

Date	Opp (Res.)	DEC	QS	IP	H	R	ER	BB	SO	HR	ERA	NP
2/20	PRESBYTERIAN (W, 6-1)	W	-	1.0	2	0	0	1	2	0	0.00	29
2/24	ALABAMA A&M (W, 33-0)	-	-	1.0	0	0	0	0	2	0	0.00	17
2/26	vs. #25 Oklahoma (L, 3-4 [10])	-	-	0.0	1	0	0	1	0	0	0.00	10
3/6	#18 BOSTON COLLEGE (W, 16-1)	-	-	2.0	0	0	0	1	4	0	0.00	31
3/9	at UAB (W, 6-5)	W	-	4.0	2	1	0	0	8	0	0.00	56
3/14	LITTLE ROCK (L, 6-12)	-	-	3.0	3	1	1	0	3	0	0.82	34
4/11	#4 MISSISSIPPI STATE (L, 10-19)	-	-	0.1	2	2	2	1	0	0	2.38	18

**2022 - JUNIOR YEAR**

Date	Opp (Res.)	DEC	QS	IP	H	R	ER	BB	SO	HR	ERA	NP
2/18	vs. Oklahoms (L, 0-3)	L	-	2.0	2	3	3	2	0	1	13.50	36
2/23	TROY (W, 13-1)	W	-	2.0	1	0	0	0	2	0	5.75	29
2/26	YALE-G2 (L, 4-5)	-	-	0.1	1	1	1	1	1	0	8.31	20
3/6	*RHODE ISLAND (W, 14-1)	-	-	3.0	1	0	0	2	5	0	4.91	64
3/18	*#1 OLE MISS (W, 19-5)	W	-	5.0	2	1	1	4	3	0	3.65	88
3/25	*at Texas A&M (W, 6-5 [10])	-	-	3.0	4	1	1	0	5	0	3.52	54
3/31	*at LSU (W, 6-5)	-	-	4.0	3	2	2	2	7	2	3.72	86

**TOMMY SHEEHAN'S CAREER APPEARANCES**

2018 - FRESHMAN YEAR AT NOTRE DAME												
Date	Opp (Res.)	DEC	QS	IP	H	R	ER	BB	SO	HR	ERA	NP
2/17	*at LSU (W, 10-5)	W	-	5.0	6	4	4	3	2	1	7.20	75
2/24	*vs. Purdue (W, 4-2)	-	-	5.0	4	2	2	6	2	0	5.40	83
3/3	*vs. Seton Hall (W, 9-8)	-	-	1.1	1	4	3	4	2	0	7.15	40
3/10	*at Miami (L, 0-9)	L	X	6.0	4	2	2	2	2	1	5.71	81
3/17	*at Florida State (L, 4-6)	-	-	4.1	2	2	1	5	1	0	4.98	85
3/24	*WAKE FOREST (W, 7-6)	-	-	4.0	5	4	4	4	2	1	5.61	73

**AUBURN** 2022 AUBURN BASEBALL GAME NOTES

3/19	#1 OLE MISS (L, 2-15)	-	-	2.2	5	3	3	0	3	0	4.05	40
3/27	* at Texas A&M (W, 13-9)	-	-	1.0	3	5	5	4	0	0	6.91	38

**CARSON SKIPPER'S CAREER APPEARANCES**

2019 - FRESHMAN YEAR												
Date	Opp (Res.)	DEC	QS	IP	H	R	ER	BB	SO	HR	ERA	NP
2/15	GEORGIA SOUTHERN (W, 11-2)	-	-	3.0	3	0	0	1	1	0	0.00	48
2/19	*ALABAMA A&M (W, 10-1)	W	-	4.0	2	1	0	0	8	0	0.00	67
2/24	at UCF (W, 13-9)	W	-	2.0	3	3	3	3	1	1	3.00	58
3/2	*CINCINNATI (W, 9-5)	-	-	3.0	5	4	3	0	4	1	4.50	59
3/6	UT MARTIN (W, 2-0)	-	-	2.1	0	0	0	0	5	0	3.77	31
3/9	*UTSA (W, 8-3)	W	-	4.2	5	0	0	0	5	0	2.84	70
3/17	*#21 TENNESSEE (W, 5-3)	-	-	3.0	3	2	1	1	1	0	2.86	46
3/23	*at #4 Mississippi State (L, 2-15)	L	-	0.2	5	5	4	2	1	0	4.37	35
3/24	at #4 Mississippi State (L, 15-20)	-	-	0.1	2	3	3	1	0	1	5.48	9
3/30	*at South Carolina (W, 7-5)	-	-	1.0	4	3	3	2	1	0	6.38	43
4/5	#9 ARKANSAS (W, 6-3)	-	-	0.2	1	0	0	0	1	0	6.20	8
4/5	#9 ARKANSAS (L, 6-9)	L	-	3.0	3	5	5	3	3	2	7.16	78
4/9	JACKSONVILLE STATE (L, 6-11)	-	-	0.0	0	0	0	2	0	0	7.16	10
4/16	*at #16 Georgia Tech (L, 6-11)	-	-	2.1	1	1	1	4	3	0	6.82	53
4/23	at Jacksonville State (W, 14-2)	-	-	1.0	0	0	0	1	0	0	6.61	17
4/25	at #4 Vanderbilt (L, 6-12)	-	-	1.1	3	2	2	3	1	0	6.89	43
5/7	*UAB (L, 4-6)	L	-	2.1	5	4	4	0	3	0	7.46	48

**2020 - SOPHOMORE YEAR**

Date	Opp (Res.)	DEC	QS	IP	H	R	ER	BB	SO	HR	ERA	NP
2/15	ILLINOIS-CHICAGO (W, 7-3)	-	-	1.0	0	0	0	0	2	0	0.00	16
2/19	OAKLAND (W, 17-1)	-	-	2.0	2	0	0	0	2	0	0.00	28
2/22	UCF (L, 3-7)	-	-	1.1	1	0	0	0	2	0	0.00	20
2/25	ALABAMA A&M (W, 10-0)	-	-	1.0	0	0	0	0	2	0	0.00	11
2/28	WRIGHT STATE (W, 7-2)	-	-	1.0	0	0	0	1	1	0	0.00	14
3/8	CHICAGO STATE (W, 9-0)	-	-	1.0	0	0	0	1	2	0	0.00	16
3/10	GEORGIA TECH (L, 2-6)	-	-	1.2	2	1	1	1	1	0	1.00	37

**2021 - JUNIOR YEAR**

Date	Opp (Res.)	DEC	QS	IP	H	R	ER	BB	SO	HR	ERA	NP
2/20	PRESBYTERIAN (W, 6-1)	-	-	1.0	1	0	0	0	1	0	0.00	9
2/24	ALABAMA A&M (W, 33-0)	-	-	1.0	1	0	0	0	0	0	0.00	8
2/26	vs. #25 Oklahoma (L, 3-4 [10])	-	-	2.0	1	0	0	1	3	0	0.00	39
2/28	vs. Texas A&M (W, 6-1)	-	-	1.0	0	0	0	0	1	0	0.00	15
3/7	#18 BOSTON COLLEGE (L, 9-11 [10])	-	-	0.2	0	0	0	0	1	0	0.00	13
4/1	at #1 Arkansas (W, 2-1)	-	-	1.0	1	0	0	0	0	0	0.00	15
4/3	at #1 Arkansas (L, 5-6 [10])	-	-	2.0	2	2	2	1	2	0	2.08	43
4/9	#4 MISSISSIPPI STATE (L, 5-6)	L	-	2.0	1	1	1	1	2	0	2.53	38
4/15	at Alabama (L, 7-8 [10])	L	-	1.0	3	1	1	0	2	0	3.09	26
4/17	at Alabama (L, 9-10)	-	-	0.2	4	3	3	0	1	2	5.11	18
4/20	SAMFORD (W, 6-4)	-	-	1.0	1	0	0	0	2	0	4.72	18
4/25	#10 FLORIDA (W, 10-8 [7])	-	-	1.2	2	2	0	0	2	0	4.20	41
4/30	at #20 Georgia (W, 10-6 [14])	-	-	3.0	4	1	1	0	0	1	4.00	32
5/6	LSU (L, 3-8)	-	-	0.1	0	3	3	3	1	0	5.40	25
5/8	LSU (W, 2-1)	W	-	2.1	0	0	0	1	4	0	4.79	38
5/14	TEXAS A&M (W, 5-4)	W	-	3.0	2	1	1	0	4	1	4.56	50
5/16	TEXAS A&M (W, 8-5)	S	-	1.1	1	0	0	0	3	0	4.32	17
5/21	at Missouri (W, 3-0)	S	-	1.0	2	0	0	1	1	0	4.15	26
5/25	vs. #11 Ole Miss (L, 4-7)	-	-	3.2	3	2	2	1	6	1	4.25	68

**2022 - SENIOR YEAR**

Date	Opp (Res.)	DEC	QS	IP	H	R	ER	BB	SO	HR	ERA	NP	
2/19	vs. #12 Texas Tech (W, 2-1)	-	-	1.0	0	0	0	0	1	1	0	0.00	17
2/26	YALE-G1 (W, 4-3)	-	-	3.0	1	0	0	2	4	0	0.00	57	
3/4	RHODE ISLAND (W, 7-2)	W	-	4.0	3	0	0	0	4	0	0.00	60	
3/11	MIDDLE TENNESSEE (L, 8-10)	-	-	5.2	6	3	2	0	4	1	1.32	71	
3/17	#1 OLE MISS (L, 6-13)	-	-	2.2	4	5	1	0	3	1	1.65	51	
3/25	at Texas A&M (W, 6-5 [10])	-	-	3.0	4	4	4	2	0	1	3.26	58	
3/27	at Texas A&M (W, 13-9)	-	-	2.0	1	0	0	0	3	0	2.95	24	
3/31	at LSU (W, 6-5)	W	-	3.1	4	2	2	1	3	1	3.28	49	
4/2	at LSU (W, 6-4)	-	-	0.1	1	0	0	0	1	0	3.24	10	

**CARSON SWILLING'S CAREER APPEARANCES**

2021 - FRESHMAN YEAR												
Date	Opp (Res.)	DEC	QS	IP	H	R	ER	BB	SO	HR	ERA	NP
2/19	PRESBYTERIAN (W, 14-3)	-	-	1.0	0	0	0	0	1	0	0.00	11
2/23	ALABAMA A&M (W, 18-2 [7])	-	-	1.0	0	0	0	0	2	0	0.00	15
3/6	#18 BOSTON COLLEGE (W, 16-1)	-	-	1.2	1	0	0	1	1	0	0.00	40
3/12	LITTLE ROCK (W, 7-0)	-	-	1.0	0	0	0	0	1	0	0.00	10
3/16	at Lipscomb (W, 9-7)	W	-	3.2	3	1	1	0	2	1	1.08	42
3/20	at #4 Ole Miss (L, 5-6)	-	-	1.2	2	0	0	1	3	0	0.90	45
3/27	KENTUCKY (L, 4-6)	-	-	1.0	2	1	1	1	0	0	1.64	16
4/2	at #1 Arkansas (L, 5-6)	L	-	0.2	0	1	1	2	0	0	2.31	14
4/11	#4 MISSISSIPPI STATE (L, 10-19)	-	-	2.0	2	3	3	3	1	0	3.95	40
4/13	at #20 Georgia Tech (W, 7-3)	-	-	1.0	0	0	0	0	3	0	3.68	16
4/16	at Alabama (W, 5-4)	S	-	2.0	1	1	0	0	3	0	3.24	38
4/20	SAMFORD (W, 6-4)	-	-	2.0	0	0	0	0	2	0	2.89	27
4/23	#10 FLORIDA (L, 2-4)	-	-	0.2	2	0	0	0	0	0	2.79	10
4/25	#10 FLORIDA (L, 4-6)	-	-	0.2	0	0	0	0	1	0	2.70	14
4/30	at #20 Georgia (W, 10-6 [14])	-	-	1.0	1	0	0	0	0	0	2.57	10

5/1	at #20 Georgia (W, 9-7)	S	-	3.1	5	3	3	1	5	0	3.33	67
5/6	LSU (L, 3-8)	-	-	0.2	1	0	0	0	1	0	3.24	15
5/8	LSU (W, 2-1)	-	-	0.2	1	0	0	2	1	0	3.16	22
5/15	TEXAS A&M (L, 9-11)	L	-	1.2	2	3	0	3	4	0	2.96	51
5/20	at Missouri (W, 15-6)	-	-	1.1	4	2	2	0	1	1	3.45	23
5/22	at Missouri (L, 6-7)	-	-	1.0	1	0	0	0	1	0	3.34	16

**2022 - SOPHOMORE YEAR**

Date	Opp (Res.)	DEC	QS	IP	H	R	ER	BB	SO	HR	ERA	NP
2/20	vs. Kansas State (W, 12-1)	-	-	1.0	0	0	0	0	1	0	0.00	15
2/25	YALE (W, 9-0)	-	-	1.0	0	0	0	1	1	0	0.00	13
2/26	YALE-G2 (L, 4-5 [10])	L	-	1.0	0	1	1	2	1	0	3.00	24
3/11	MIDDLE TENNESSEE (L, 8-10)	-	-	2.1	0	0	0	0	3	0	1.69	22
3/13	MIDDLE TENNESSEE-G2 (L, 3-4)	L	-	0.1	2	1	1	2	0	0	3.18	21
3/17	#1 OLE MISS (L, 6-13)	-	-	3.1	2	0	0	1	4	0	2.00	58
3/22	vs. South Alabama (W, 13-12)	-	-	1.1	2	2	2	2	3	0	3.48	32
3/26	at Texas A&M (L, 4-5 [11])	-	-	3.0	3	2	2	1	5	1	4.05	48
4/1	at LSU (L, 2-9)	-	-	1.2	2	0	0	0	0	0	3.60	28

**GARRETT WADE'S CAREER APPEARANCES**

2019 - FRESHMAN YEAR												
Date	Opp (Res.)	DEC	QS	IP	H	R	ER	BB	SO	HR	ERA	NP
2/16	GEORGIA SOUTHERN (L, 5-7)	-	-	0.0	0	0	0	0	1	0	0.00	4
2/20	ALABAMA A&M (W, 10-2)	W	-	4.0	3	0	0	1	4	0	0.00	61
3/6	*UT MARTIN (W, 2-0)	W	-	5.0	1	0	0	2	8	0	0.00	72
3/12	*at South Alabama (W, 6-3)	W	-	5.0	2	1	1	4	8	1	0.95	91
3/19	*at UAB (W, 13-5)	-	-	1.2	3	4	3	4	2	0	2.30	40
3/24	at #4 Mississippi State (L, 15-20)	-	-	0.0	1	2	2	1	0	0	3.45	8
3/26	*vs. Alabama (L, 3-6)	-	-	3.2	4	3	2	5	4	0	3.72	69
4/2	*GEORGIA TECH (L, 3-9)	-	-	3.0	5	3	3	3	3	0	4.43	60
4/5	#9 ARKANSAS (L, 6-9)	-	-	1.0	1	0	0	1	2	0	4.24	17
4/9	*JACKSONVILLE STATE (L, 6-11)	-	-	3.0	6	5	5	3	2	0	5.47	66
4/18	*#17 OLE MISS (W, 7-4)	-	-	2.2	5	4	1	1	2	0	5.28	63
4/26	at #4 Vanderbilt (L, 2-5)	-	-	0.1	0	0	0	0	0	0	5.22	1
4/27	at #4 Vanderbilt (L, 5-9)	-	-	1.1	2	1	1	0	1	0	5.28	19
5/4	ALABAMA (L, 6-7)	-	-	1.2	0	0	0	2	3	0	5.01	31
5/7	UAB (L, 4-6)	-	-	1.0	0	0	0	0	1	0	4.86	15

**2020 - SOPHOMORE YEAR**

Date	Opp (Res.)	DEC	QS	IP	H	R	ER	BB	SO	HR	ERA	NP
2/19	OAKLAND (W, 17-1)	-	-	1.0	0	0	0	2	1	0	0.00	19
2/23	UCF (L, 2-12)	-	-	1.0	1	0	0	1	2	0	0.00	14
2/25	ALABAMA A&M (W, 10-0)	-	-	1.0	0	0	0	0	1	0	0.00	15
2/29	WRIGHT STATE (W, 20-6)	-	-	1.0	0	0	0	1	1	0	0.00	20

**2022 - REDSHIRT JUNIOR YEAR**

Date	Opp (Res.)
------	------------

**SUPERLATIVES AND MISCELLANEOUS NOTES**

**STARTS BY POSITION**

**STARTING PITCHER**

Trace Bright	7	2-5
Joseph Gonzalez	5	5-0
Jordan Armstrong	4	2-2
Mason Barnett	4	3-1
Hayden Mullins	3	3-0
Tommy Sheehan	3	2-1
Konner Copeland	1	1-0

**CATCHER**

Jake Wyandt	12	10-2
Ryan Dyal	10	5-5
Nate LaRue	6	4-2

**FIRST BASE**

Sonny DiChiara	23	16-7
Cam Hill	5	3-2

**SECOND BASE**

Cole Foster	22	16-6
Garrett Farquhar	5	3-2
Brooks Carlson	1	0-1

**THIRD BASE**

Blake Rambusch	25	17-8
Garrett Farquhar	3	2-1

**SHORTSTOP**

Brody Moore	27	18-9
Garrett Farquhar	1	1-0

**LEFT FIELD**

Ryan Dyal	11	8-3
Mike Bello	7	5-2
Brayton Brown	3	2-1
Josh Hall	3	2-1
Bryson Ware	3	2-1
Mason Land	1	0-1

**CENTER FIELD**

Kason Howell	28	19-9
--------------	----	------

**RIGHT FIELD**

Bryson Ware	17	13-4
Mike Bello	3	1-2
Blake Rambusch	3	2-1
Josh Hall	3	2-1
Bobby Peirce	2	1-1

**DESIGNATED HITTER**

Brooks Carlson	10	7-3
Cam Hill	10	6-4
Ryan Dyal	4	4-0
Nate LaRue	3	2-1
Sonny DiChiara	1	0-1

**2022 AUBURN & OPPONENT HIGHS**

**TEAM BATTING**

	AUBURN	OPPONENT
Runs in a game	19, vs. Ole Miss (3/18)	15, Ole Miss (3/19)
Runs in an inning	9, vs. Rhode Island [1st] (G2 - 3/5)	6, Ole Miss [6th] (3/17)
Most Hits in a game	17, UAB (3/2)	19, Ole Miss (3/19)
Fewest Hits in a game	3, two times	1, Rhode Island (G2 - 3/5)
Hits in an inning	7, vs. Rhode Island [1st] (G2 - 3/5)	5, three times
2B in a game	5, vs. Yale (2/25)	6, Ole Miss (3/19)
3B in a game	1, four times	1, Yale (G1 - 2/26)
HR in a game	4, vs. Rhode Island (3/6)	3, four times
SB in a game	2, four times	6, Yale (G1 - 2/26)
LOB in a game	17, vs. K-State (2/20)	13, Alabama State (3/1)
K in a game	17, vs. K-State (2/20)	19, Yale (2/25)
BB in a game	12, two times	9, Yale (G2 - 2/26)

**TEAM PITCHING**

	AUBURN	OPPONENT
K in a game	19, vs. Yale (2/25)	17, K-State (2/20)
BB in a game	9, vs. Yale (G2 - 2/26)	12, two times
Pitchers used	9, vs. S. Alabama (3/22)	10, UAB (3/2)
Total Quality Starts	5	1

**TEAM FIELDING**

	AUBURN	OPPONENT
Errors in a game	5, vs. Ole Miss (3/17)	5, Alabama State (3/1)
DP turned in a game	3, vs. MTSU (G2 - 3/13)	2, three times

**IND. BATTING**

	AUBURN	OPPONENT
Hits in a game	4, two times	3, 15 times
Runs in a game	4, three times	4, Gonzalez [OM] (3/19)
2B in a game	2, six times	2, seven times
3B in a game	1, four times	1, Swank [Yale] (G1 - 2/26)
HR in a game	1, 29 times	2, Gonzalez [OM] (3/17)
RBI in a game	6, Ware, two times	4, Elko [OM] (3/19)
XBH in a game	3, Ware vs. UAB (3/2)	2, 12 times
SB in a game	2, Rambusch, two times	3, Swank [Yale] (G1 - 2/26)
BB in a game	3, five times	4, Sanders [MTSU] (G2 - 3/13)
HBP in a game	2, three times	2, two times
K in a game	4, Howell at TAMU (3/25)	4, three times
Hitting Streak	17, Rambusch (3/5-4/1)	3, 16 times
Consec. G w/HR	3, DiChiara vs. Troy/Yale (2/23-25)	2, two times

**IND. PITCHING**

	AUBURN	OPPONENT
K by a starter	11, Armstrong vs. Yale (2/25)	10, Dallas [TAMU] (3/26)
K by a reliever	5, four times	6, two times
BB by a starter	4, three times	5, Picone [URI] (G1 - 3/5)
BB by a reliever	2, 19 times	6, Capell [Yale] (G2 - 2/26)
IP by a starter	6.2, Gonzalez vs. URI (G1 - 3/5)	7.0, Dallas [TAMU] (3/26)
IP by a reliever	5.2, Skipper vs. MTSU (3/11)	4.1, Wigginton [MTSU] (G2 - 3/13)

**MISCELLANEOUS**

	AUBURN
Biggest comeback win	6, vs. S. Alabama (3/22)
Biggest blown lead loss	4, at Texas A&M (3/26)
Largest margin of victory	16, vs. Rhode Island (G1 - 3/5)
Largest margin of defeat	13, vs. Ole Miss (3/19)
Longest game, Time	4:09, vs. S. Alabama (3/22)
Longest game, Time (9 inn)	4:09, vs. S. Alabama (3/22)
Shortest game, Time (9 inn)	2:43, vs. Texas Tech (2/19)
Longest game, Innings	11, at Texas A&M (3/26)
Largest crowd, Home	4,096, two times
Largest crowd, Road	11,071, at LSU (4/2)
Largest crowd, Neutral	10,515, vs. Texas Tech (2/19)

**STARTS BY ORDER**

**LEADOFF**

Blake Rambusch	28	19-9
----------------	----	------

**2ND SPOT**

Kason Howell	22	14-8
Brody Moore	6	5-1

**3RD SPOT**

Sonny DiChiara	22	16-6
Ryan Dyal	4	2-2
Cam Hill	2	2-0

**CLEANUP**

Brooks Carlson	9	7-2
Ryan Dyal	9	7-2
Cam Hill	6	4-2
Sonny DiChiara	2	0-2
Brody Moore	2	1-1

**5TH SPOT**

Brody Moore	9	6-3
Bryson Ware	8	5-3
Nate LaRue	3	2-1
Ryan Dyal	2	2-0
Cole Foster	2	2-0
Kason Howell	2	2-0
Brooks Carlson	1	0-1
Cam Hill	1	0-1

**6TH SPOT**

Bryson Ware	7	5-2
Brody Moore	6	4-2
Mike Bello	5	3-2
Ryan Dyal	4	3-1
Cam Hill	2	1-1
Kason Howell	2	1-1
Garrett Farquhar	1	1-0
Cole Foster	1	1-0

**7TH SPOT**

Cole Foster	5	4-1
Nate LaRue	5	3-2
Bryson Ware	5	5-0
Brody Moore	4	2-2
Cam Hill	3	2-1
Ryan Dyal	2	2-0
Brayton Brown	1	0-1
Brooks Carlson	1	0-1
Garrett Farquhar	1	0-1
Kason Howell	1	1-0

**8TH SPOT**

Cole Foster	13	8-5
Ryan Dyal	4	2-2
Garrett Farquhar	4	3-1
Brayton Brown	2	2-0
Mike Bello	2	2-0
Cam Hill	1	0-1
Kason Howell	1	1-0
Nate LaRue	1	1-0

**9TH SPOT**

Jake Wyandt	12	10-2
Josh Hall	6	4-2
Mike Bello	3	1-2
Garrett Farquhar	3	2-1
Bobby Peirce	2	1-1
Cole Foster	1	1-0
Mason Land	1	0-1

**PITCHING NOTES**

**2022 BULLPEN BY NUMBERS**

Total App.....	103
Saves/Opp.....	7/9
IR/IRS.....	67/29
BA Against.....	.237
ERA.....	4.18

**SAVES/OPP**

Blake Burkhalter.....	6/6
Parker Carlson.....	0/1
Hayden Mullins.....	0/1
Tommy Sheehan.....	1/1

**INHERITED RUNNERS/SCORED**

Chase Allsup.....	2/2
John Armstrong.....	16/9
Jordan Armstrong.....	1/1
Mason Barnett.....	3/3
Ben Bosse.....	4/0
Blake Burkhalter.....	11/1
Tyler Drabick.....	4/0
Brooks Fuller.....	3/1
Joseph Gonzalez.....	2/1
Cade Granzow.....	4/3
Nate LaRue.....	2/1
Tommy Sheehan.....	2/2
Carson Skipper.....	7/4
Carson Swilling.....	6/1

**1ST BATTER FACED/RETIRED**

Chase Allsup.....	8/3
John Armstrong.....	10/8
Jordan Armstrong.....	3/2
Mason Barnett.....	5/2
Ben Bosse.....	6/3
Blake Burkhalter.....	13/11
Parker Carlson.....	5/5
Tyler Drabick.....	6/3
Brooks Fuller.....	3/1
Joseph Gonzalez.....	1/1
Cade Granzow.....	5/4
Chase Isbell.....	3/2
Nate LaRue.....	5/1
Hayden Mullins.....	3/1
Tommy Sheehan.....	3/1
Carson Skipper.....	9/8
Carson Swilling.....	9/6
Garrett Wade.....	4/2

**RELIEF ERA**

Konner Copeland.....	0.00
Joseph Gonzalez.....	0.00
Cam Hill.....	0.00
Jordan Armstrong.....	1.08
Cade Granzow.....	1.69
Nate LaRue.....	1.69
Chase Allsup.....	2.00
John Armstrong.....	3.00
Carson Skipper.....	3.24
Mason Barnett.....	3.38
Carson Swilling.....	3.60
Blake Burkhalter.....	3.80
Ben Bosse.....	4.50
Tyler Drabick.....	4.50
Tommy Sheehan.....	4.82
Hayden Mullins.....	8.31
Parker Carlson.....	8.59
Garrett Wade.....	10.80
Chase Isbell.....	13.50
Brooks Fuller.....	40.50

2022 Auburn Baseball  
Team Game-by-Game for Auburn (as of Apr 02, 2022)  
Pitching (All games)

Date	Opponent	ip	h	r	er	bb	so	2b	3b	hr	wp	bk	hbp	dp	ibb	score	w-l	sv	era
Feb 18	vs Oklahoma	8.0	4	3	3	5	7	1	0	1	1	0	3	2	0	0-3	0-1	0	3.38
Feb 19	vs Texas Tech	9.0	3	1	1	7	8	0	0	0	1	0	1	1	0	2-1	1-1	1	2.12
Feb 20	vs Kansas State	9.0	3	1	0	3	10	0	0	0	0	0	0	1	0	12-1	2-1	1	1.38
Feb 23	TROY	9.0	5	1	1	4	7	0	0	0	1	0	0	0	0	13-1	3-1	1	1.29
Feb 25	YALE	9.0	4	0	0	3	19	0	0	0	2	0	1	1	0	9-0	4-1	1	1.02
Feb 26	YALE	9.0	9	3	3	3	8	2	1	0	1	0	0	0	0	4-3	5-1	1	1.36
Feb 26	YALE	10.0	8	5	5	9	12	2	0	1	4	0	0	0	0	4-5	5-2	1	1.86
Mar 01	ALABAMA STATE	9.0	13	7	6	8	12	3	0	0	3	0	1	1	0	13-7	6-2	1	2.38
Mar 02	UAB	9.0	3	1	1	2	11	1	0	0	0	0	1	1	0	16-1	7-2	1	2.22
Mar 04	RHODE ISLAND	9.0	8	2	2	2	11	2	0	1	0	0	0	0	0	7-2	8-2	2	2.20
Mar 05	RHODE ISLAND	9.0	5	0	0	2	11	0	0	0	0	0	2	1	0	16-0	9-2	2	2.00
Mar 05	RHODE ISLAND	7.0	1	0	0	0	10	0	0	0	1	0	0	1	0	12-0	10-2	2	1.87
Mar 06	RHODE ISLAND	9.0	3	1	1	4	14	0	0	1	0	0	1	0	0	14-1	11-2	3	1.80
Mar 09	vs Tennessee Tech	9.0	10	3	2	3	14	3	0	0	1	0	1	0	0	4-3	12-2	3	1.81
Mar 11	MIDDLE TENNESS	9.0	10	10	6	3	8	3	0	1	1	0	1	0	0	8-10	12-3	3	2.10
Mar 13	MIDDLE TENNESS	9.0	12	7	6	4	8	2	0	3	1	0	1	2	0	10-7	13-3	4	2.35
Mar 13	MIDDLE TENNESS	8.0	8	4	4	5	4	3	0	0	2	0	0	3	0	3-4	13-4	4	2.46
*Mar 17	OLE MISS	9.0	14	13	6	5	13	3	0	3	4	0	1	1	0	6-13	13-5	4	2.66
*Mar 18	OLE MISS	9.0	6	5	3	8	7	1	0	1	2	0	1	0	0	19-5	14-5	4	2.68
*Mar 19	OLE MISS	9.0	19	15	12	2	12	6	0	3	0	1	1	1	0	2-15	14-6	4	3.15
Mar 22	vs South Alabama	9.0	15	12	11	6	9	5	0	0	3	0	3	1	0	13-12	15-6	4	3.53
*Mar 25	at Texas A&M	10.0	11	5	5	2	12	2	0	1	2	0	3	1	0	6-5	16-6	5	3.58
*Mar 26	at Texas A&M	10.2	11	5	5	3	14	4	0	1	1	0	0	0	0	4-5	16-7	5	3.61
*Mar 27	at Texas A&M	9.0	8	9	8	7	9	1	0	1	1	0	1	2	0	13-9	17-7	5	3.80
Mar 29	JACKSONVILLE ST	9.0	6	5	3	4	6	4	0	0	2	0	1	0	0	2-5	17-8	5	3.77
*Mar 31	at LSU	9.0	9	5	5	3	12	1	0	3	0	0	2	1	0	6-5	18-8	6	3.81
*Apr 01	at LSU	8.0	12	9	9	7	8	3	0	1	3	0	0	2	1	2-9	18-9	6	4.02
*Apr 02	at LSU	9.0	11	4	4	2	5	1	0	1	0	0	2	1	0	6-4	19-9	7	4.02
Totals		250.2	231	136	112	116	281	53	1	23	37	1	28	24	1	226-136	19-9	7	4.02

**AUBURN STARTING PITCHER BREAKDOWN**

Starter	GS	Quality Starts	Run Support	RS/Start	Auburn Record
Bright	7	3	31	4.4	2-5
Gonzalez	5	2	24	4.8	5-0
Armstrong	4	0	9	2.3	2-2
Barnett	4	0	15	3.8	3-1
Mullins	4	0	13	3.3	4-0
Sheehan	3	0	7	2.3	2-1
Copeland	1	0	7	7.0	1-0

**Auburn Overall Rankings**

Category	Rank	No.
ERA	4.02	6th
Opp BA	.246	10th
Hits Allowed	231	8th
Walks	116	10th
Strikeouts	281	8th

**Auburn SEC-Only Rankings**

Category	Rank	No.
ERA	6.21	9th
Opp BA	.302	14th
Hits Allowed	101	14th
Walks	39	7th
Strikeouts	92	4th

**AUBURN PITCHING BREAKDOWN**

	W-L	ERA	IP	H	R	ER	BB	K	HR	AVG	W-L	ERA	IP	H	R	ER	BB	K	HR	AVG	
STARTERS	8-4	3.81	106.1	104	51	45	50	115	6	.258	HOME	11-6	3.52	151.0	134	79	59	68	173	14	.236
RELIEVERS	11-5	4.18	144.1	127	85	67	66	166	17	.237	ROAD	4-2	5.82	55.2	62	37	36	24	60	8	.288
TOTALS	19-9	4.02	250.2	231	136	112	116	281	23	.246	NEUT.	4-1	3.48	44.0	35	20	17	24	48	1	.226



## HITTING NOTES

### 2022 MULTI-HIT GAMES

	2	3	4	5+	Total
Blake Rambusch	10	4	1	-	15
Sonny DiChiara	8	2	1	-	11
Kason Howell	4	6	-	-	10
Brody Moore	8	1	-	-	9
Ryan Dyal	6	-	-	-	6
Bryson Ware	4	2	-	-	6
Cole Foster	3	1	-	-	4
Cam Hill	3	1	-	-	4
Mike Bello	2	1	-	-	3
Brooks Carlson	2	1	-	-	3
Garrett Farquhar	2	-	-	-	2
Bobby Peirce	2	-	-	-	2
Jake Wyandt	2	-	-	-	2
Nate LaRue	-	1	-	-	1
Josh Hall	1	-	-	-	1

### CAREER AUBURN MULTI-HIT GAMES

	2	3	4	5+	Total
Kason Howell	31	11	-	-	42
Brody Moore	24	6	2	-	32
Blake Rambusch	10	4	1	-	15
Bryson Ware	11	4	-	-	15
Cam Hill	10	4	-	-	14
Sonny DiChiara	8	2	1	-	11
Garrett Farquhar	8	1	-	-	9
Ryan Dyal	7	-	-	-	7
Josh Hall	5	1	-	-	6
Cole Foster	4	1	-	-	5
Mike Bello	2	1	-	-	3
Brooks Carlson	2	1	-	-	3
Nate LaRue	2	1	-	-	3
Bobby Peirce	2	-	-	-	2
Jake Wyandt	2	-	-	-	2
Brayton Brown	1	-	-	-	1

### 2022 MULTI-RBI GAMES

	2	3	4	5+	Total
Sonny DiChiara	3	2	2	-	7
Ryan Dyal	3	3	1	-	7
Kason Howell	5	1	-	-	6
Cole Foster	3	1	1	-	5
Blake Rambusch	4	-	1	-	5
Bryson Ware	2	-	-	2	4
Brooks Carlson	2	1	-	-	3
Garrett Farquhar	3	-	-	-	3
Cam Hill	3	-	-	-	3
Brody Moore	-	2	1	-	3
Jake Wyandt	1	1	1	-	3
Mike Bello	2	-	-	-	2
Nate LaRue	1	-	1	-	2
Brayton Brown	-	1	-	-	1
Josh Hall	1	-	-	-	1

### CAREER AUBURN MULTI-RBI GAMES

	2	3	4	5+	Total
Kason Howell	8	7	-	1	16
Brody Moore	10	2	1	1	14
Bryson Ware	6	-	2	2	10
Ryan Dyal	5	3	1	-	9
Cam Hill	5	3	1	-	9
Sonny DiChiara	3	2	2	-	7
Garrett Farquhar	4	1	1	-	6
Cole Foster	3	1	1	-	5
Blake Rambusch	4	-	1	-	5
Brayton Brown	2	2	-	-	4
Brooks Carlson	2	1	-	-	3
Josh Hall	2	1	-	-	3
Nate LaRue	2	-	1	-	3
Jake Wyandt	1	1	1	-	3
Mike Bello	2	-	-	-	2
Bobby Peirce	1	-	-	-	1

### CAREER AUBURN STARTS

	Career	Consec.
Kason Howell	152	76
Brody Moore	94	19
Bryson Ware	57	-
Ryan Dyal	47	1
Cam Hill	45	-
Blake Rambusch	28	28
Cole Foster	26	6
Sonny DiChiara	24	12
Garrett Farquhar	24	-
Nate LaRue	22	3
Josh Hall	16	-
Brayton Brown	14	-
Jake Wyandt	12	-
Brooks Carlson	11	-
Mike Bello	10	10
Bobby Peirce	4	2
Mason Land	1	-

### TEAM NOTES

Auburn Overall SEC Rankings			Auburn SEC-Only Rankings		
Category	Rank	No.	Category	Rank	No.
Avg.	.302	2nd	Avg.	.287	3rd
Hits	295	3rd	Hits	98	T-1st
2B	62	4th	2B	21	1st
HR	28	11th	HR	10	T-10th
BB	146	5th	BB	47	2nd

### 2022 AUBURN HOME RUNS

No.	Player (#)	Opponent (Date)	On	Outs	Inn.	Pitcher
1	Ware (1)	Troy (2/23)	3	2	1	Fletcher (R)
2	DiChiara (1)	Troy (2/23)	2	1	2	Pettys (L)
3	DiChiara (2)	Yale (2/25)	1	1	1	Kipp (R)
4	DiChiara (3)	Yale (G1 - 2/26)	0	2	5	Walsh (R)
5	Howell (1)	Yale (G1 - 2/26)	0	0	9	Easterly (L)
6	Rambusch (1)	Yale (G2 - 2/26)	0	0	8	Capell (R)
7	Foster (1)	Alabama State (3/1)	2	1	2	A. Melendez (L)
8	DiChiara (4)	Alabama State (3/1)	0	0	7	O. Melendez (L)
9	DiChiara (5)	Rhode Island (3/4)	1	1	3	Twitcheil (R)
10	Rambusch (2)	Rhode Island (G1 - 3/5)	0	0	1	Picone (R)
11	Dyal (1)	Rhode Island (G1 - 3/5)	1	2	4	Diaz (R)
12	Wyandt (1)	Rhode Island (3/6)	2	2	2	Levesque (L)
13	Carlson (1)	Rhode Island (3/6)	1	0	5	Brutti (R)
14	Dyal (2)	Rhode Island (3/6)	3	1	6	Morrison (R)
15	Farquhar (1)	Rhode Island (3/6)	1	2	7	Morrison (R)
16	Dyal (3)	Middle Tennessee (3/11)	1	1	1	Keenan (R)
17	Moore (1)	Middle Tennessee (3/11)	2	2	9	Wigginton (L)
18	DiChiara (6)	Ole Miss (3/17)	1	1	1	Gaddis (L)
19	Dyal (4)	Ole Miss (3/17)	0	1	6	DeLucia (R)
20	DiChiara (7)	Ole Miss (3/18)	1	2	4	Nichols (R)
21	Howell (2)	Ole Miss (3/18)	2	1	7	McDaniel (R)
22	Farquhar (2)	South Alabama (3/22)	0	1	5	Runyan (L)
23	Foster (2)	Texas A&M (3/26)	0	0	2	Dallas (R)
24	Bello (1)	Texas A&M (3/26)	0	0	2	Dallas (R)
25	LaRue (1)	Texas A&M (3/27)	1	2	2	Prager (L)
26	Foster (3)	Texas A&M (3/27)	1	2	5	Hector (R)
27	Moore (2)	LSU (3/31)	2	2	5	Money (R)
28	DiChiara (8)	LSU (4/2)	1	1	5	Fontenot (R)

### AUBURN CAREER HOME RUN BREAKDOWN

	1R	2R	3R	GS	Career	Home	Road	Last
Bello	1	--	--	--	1	--	1	3/26/22
Carlson	--	1	--	--	1	1	--	3/6/22
DiChiara	2	5	1	--	8	7	1	4/2/22
Dyal	3	3	--	1	7	6	1	3/17/22
Farquhar	1	1	--	--	2	1	1	3/22/22
Foster	1	1	1	--	3	1	2	3/27/22
Hill	2	2	--	1	5	5	--	4/25/21
Howell	4	3	2	--	9	3	6	3/18/22
LaRue	2	1	--	--	3	2	1	3/27/21
Moore	1	1	2	--	4	2	2	3/31/22
Rambusch	2	--	--	--	2	2	--	3/5/22
Ware	2	4	--	1	7	5	2	2/23/22
Wyandt	--	--	1	--	1	1	--	3/6/22

### AUBURN HITTING STREAKS

	Current	'22	Career
Mike Bello	-	6	6
Luke Burk	-	1	1
Brooks Carlson	-	5	5
Sonny DiChiara	1	8	8
Ryan Dyal	2	4	4
Garrett Farquhar	-	6	6
Cole Foster	1	6	6
Josh Hall	2	3	4
Cam Hill	3	3	4
Kason Howell	2	9	9
Mason Land	-	3	3
Nate LaRue	-	2	2
Brody Moore	-	9	9
Bobby Peirce	3	3	3
Blake Rambusch	-	17	17
Bryson Ware	-	4	6
Jake Wyandt	-	7	7

### AUBURN REACHED BASE STREAKS

	Current	'22	Career
Mike Bello	-	8	8
Luke Burk	-	1	1
Brooks Carlson	-	6	6
Ryan Dyal	2	15	15
Sonny DiChiara	24	24	24
Garrett Farquhar	2	7	7
Cole Foster	7	8	8
Josh Hall	2	3	5
Cam Hill	3	7	8
Kason Howell	2	23	23
Mason Land	1	4	4
Nate LaRue	1	4	7
Brody Moore	18	18	18
Bobby Peirce	3	3	3
Blake Rambusch	26	26	26
Bryson Ware	-	8	8
Jake Wyandt	-	7	7

### BUNT HITS

Player	No.
Josh Hall	3
Cole Foster	1
Brody Moore	1
Blake Rambusch	1
<b>TOTAL</b>	<b>6</b>

### SAC BUNTS

Player	No.
Blake Rambusch	2
Mike Bello	1
Brayton Brown	1
Ryan Dyal	1
Kason Howell	1
Mason Land	1
Brody Moore	1
Jake Wyandt	1
<b>TOTAL</b>	<b>9</b>

### SAC FLIES

Player	No.
Blake Rambusch	4
Nate LaRue	3
Kason Howell	3
Sonny DiChiara	2
Ryan Dyal	2
Cam Hill	1
Brody Moore	1
Brody Moss	1
Bryson Ware	1
Jake Wyandt	1
<b>TOTAL</b>	<b>19</b>

### OUTFIELD ASSISTS

Player	No.
Ryan Dyal	2
Bryson Ware	2
Kason Howell	1
<b>TOTAL</b>	<b>5</b>

### PINCH HITS

Player	No.
Brooks Carlson	2
Garrett Farquhar	2
Mason Land	2
Mike Bello	1
Luke Burk	1
Cam Hill	1
<b>TOTAL</b>	<b>9</b>

**AUBURN 2022 GAME-BY-GAME STARTING LINEUPS**

DATE	OPP	1	2	3	4	5	6	7	8	9	SP
2/18	vs. Oklahoma	Rambusch	Howell	Dyal	DiChiara	Moore	Ware	Hill	Foster	Farquhar	Sheehan
2/19	vs. Texas Tech	Rambusch	Moore	DiChiara	Dyal	Howell	Ware	Foster	Farquhar	Wyandt	Gonzalez
2/20	vs. Kansas State	Rambusch	Moore	DiChiara	Dyal	LaRue	Howell	Foster	Brown	Hall	Bright
2/23	Troy	Rambusch	Howell	DiChiara	Dyal	Moore	Ware	Foster	Brown	Wyandt	Sheehan
2/25	Yale	Rambusch	Moore	DiChiara	Dyal	LaRue	Ware	Foster	Howell	Hall	Armstrong
2/26	Yale - G1	Rambusch	Moore	DiChiara	Dyal	Ware	Foster	Howell	Farquhar	Wyandt	Gonzalez
2/26	Yale - G2	Rambusch	Moore	DiChiara	Dyal	LaRue	Howell	Brown	Foster	Hall	Bright
3/1	Alabama State	Rambusch	Moore	DiChiara	Dyal	Howell	Ware	Hill	Foster	Wyandt	Copeland
3/2	UAB	Rambusch	Howell	DiChiara	Hill	Foster	Farquhar	Ware	Dyal	Wyandt	Barnett
3/4	Rhode Island	Rambusch	Howell	DiChiara	Hill	Moore	Ware	Dyal	Foster	Hall	Armstrong
3/5	Rhode Island - G1	Rambusch	Howell	DiChiara	Carlson	Ware	Dyal	Moore	Foster	Wyandt	Gonzalez
3/5	Rhode Island - G2	Rambusch	Howell	DiChiara	Hill	Ware	Moore	Dyal	Foster	Wyandt	Bright
3/6	Rhode Island	Rambusch	Howell	Hill	Carlson	Moore	Dyal	Ware	Foster	Wyandt	Mullins
3/8	vs. Tennessee Tech	Rambusch	Howell	Hill	Carlson	Moore	Dyal	Ware	Foster	Wyandt	Barnett
3/11	Middle Tennessee	Rambusch	Howell	Dyal	Carlson	Ware	Hill	Moore	Foster	Hall	Armstrong
3/13	Middle Tennessee - G1	Rambusch	Howell	Dyal	Carlson	Ware	Hill	Moore	Foster	Wyandt	Gonzalez
3/13	Middle Tennessee - G2	Rambusch	Howell	Dyal	DiChiara	Ware	Moore	Farquhar	Hill	Wyandt	Bright
3/17	Ole Miss*	Rambusch	Howell	DiChiara	Carlson	Hill	Ware	Moore	Dyal	Wyandt	Barnett
3/18	Ole Miss*	Rambusch	Howell	DiChiara	Dyal	Ware	Moore	Hill	Farquhar	Bello	Mullins
3/19	Ole Miss*	Rambusch	Howell	DiChiara	Dyal	Ware	Moore	Carlson	Farquhar	Bello	Bright
3/22	vs. South Alabama	Rambusch	Howell	DiChiara	Carlson	Dyal	Moore	Ware	Bello	Farquhar	Barnett
3/25	at Texas A&M*	Rambusch	Howell	DiChiara	Carlson	Dyal	Moore	LaRue	Bello	Farquhar	Mullins
3/26	at Texas A&M*	Rambusch	Howell	DiChiara	Hill	Moore	Dyal	LaRue	Foster	Bello	Bright
3/27	at Texas A&M*	Rambusch	Howell	DiChiara	Carlson	Moore	Bello	Ware	LaRue	Foster	Sheehan
3/29	Jacksonville State	Rambusch	Howell	DiChiara	Hill	Moore	Bello	Foster	Dyal	Land	Armstrong
3/31	at LSU*	Rambusch	Howell	DiChiara	Hill	Moore	Bello	LaRue	Foster	Hall	Mullins
4/1	at LSU*	Rambusch	Howell	DiChiara	Moore	Carlson	Bello	LaRue	Foster	Peirce	Bright
4/2	at LSU*	Rambusch	Howell	DiChiara	Moore	Foster	Bello	LaRue	Dyal	Peirce	Gonzalez
4/5	at UAB										
4/8	Vanderbilt*										
4/9	Vanderbilt*										
4/10	Vanderbilt*										
4/12	Samford										
4/14	at Mississippi State*										
4/15	at Mississippi State*										
4/16	at Mississippi State*										
4/19	Alabama State										
4/20	Kennesaw State										
4/22	South Carolina*										
4/23	South Carolina*										
4/24	South Carolina*										
4/26	at Jacksonville State										
4/29	at Tennessee*										
4/30	at Tennessee*										
5/1	at Tennessee*										
5/6	Arkansas*										
5/7	Arkansas*										
5/8	Arkansas*										
5/10	at Troy										
5/13	Alabama*										
5/14	Alabama*										
5/15	Alabama*										
5/17	at Samford										
5/19	at Kentucky*										
5/20	at Kentucky*										
5/21	at Kentucky*										

\* - SEC Game

## AUBURN 2021 GAME-BY-GAME STARTERS

DATE	OPP	SP	C	1B	2B	3B	SS	LF	CF	RF	DH
2/18	vs. Oklahoma	Sheehan	Dyal	DiChiara	Foster	Farquhar	Moore	Ware	Howell	Rambusch	Hill
2/19	vs. Texas Tech	Gonzalez	Wyandt	DiChiara	Foster	Farquhar	Moore	Ware	Howell	Rambusch	Dyal
2/20	vs. Kansas State	Bright	Dyal	DiChiara	Foster	Rambusch	Moore	Brown	Howell	Hall	LaRue
2/23	Troy	Sheehan	Wyandt	DiChiara	Foster	Rambusch	Moore	Brown	Howell	Ware	Dyal
2/25	Yale	Armstrong	Dyal	DiChiara	Foster	Rambusch	Moore	Hall	Howell	Ware	LaRue
2/26	Yale - G1	Gonzalez	Wyandt	DiChiara	Foster	Farquhar	Moore	Ware	Howell	Rambusch	Dyal
2/26	Yale - G2	Bright	Dyal	DiChiara	Foster	Rambusch	Moore	Brown	Howell	Hall	LaRue
3/1	Alabama State	Copeland	Wyandt	DiChiara	Foster	Rambusch	Moore	Dyal	Howell	Ware	Hill
3/2	UAB	Barnett	Wyandt	DiChiara	Foster	Rambusch	Farquhar	Dyal	Howell	Ware	Hill
3/4	Rhode Island	Armstrong	Dyal	DiChiara	Foster	Rambusch	Moore	Hall	Howell	Ware	Hill
3/5	Rhode Island - G1	Gonzalez	Wyandt	DiChiara	Foster	Rambusch	Moore	Dyal	Howell	Ware	Carlson
3/5	Rhode Island - G2	Bright	Wyandt	DiChiara	Foster	Rambusch	Moore	Dyal	Howell	Ware	Hill
3/6	Rhode Island	Mullins	Wyandt	Hill	Foster	Rambusch	Moore	Dyal	Howell	Ware	Carlson
3/8	vs. Tennessee Tech	Barnett	Wyandt	Hill	Foster	Rambusch	Moore	Dyal	Howell	Ware	Carlson
3/11	Middle Tennessee	Armstrong	Dyal	Hill	Foster	Rambusch	Moore	Hall	Howell	Ware	Carlson
3/13	Middle Tennessee - G1	Gonzalez	Wyandt	Hill	Foster	Rambusch	Moore	Dyal	Howell	Ware	Carlson
3/13	Middle Tennessee - G2	Bright	Wyandt	Hill	Farquhar	Rambusch	Moore	Dyal	Howell	Ware	DiChiara
3/17	Ole Miss*	Barnett	Wyandt	DiChiara	Carlson	Rambusch	Moore	Dyal	Howell	Ware	Hill
3/18	Ole Miss*	Mullins	Dyal	DiChiara	Farquhar	Rambusch	Moore	Bello	Howell	Ware	Hill
3/19	Ole Miss*	Bright	Dyal	DiChiara	Farquhar	Rambusch	Moore	Bello	Howell	Ware	Carlson
3/22	vs. South Alabama	Barnett	Dyal	DiChiara	Farquhar	Rambusch	Moore	Bello	Howell	Ware	Carlson
3/25	at Texas A&M*	Mullins	LaRue	DiChiara	Farquhar	Rambusch	Moore	Dyal	Howell	Bello	Carlson
3/26	at Texas A&M*	Bright	LaRue	DiChiara	Foster	Rambusch	Moore	Dyal	Howell	Bello	Hill
3/27	at Texas A&M*	Sheehan	LaRue	DiChiara	Foster	Rambusch	Moore	Bello	Howell	Ware	Carlson
3/29	Jacksonville State	Armstrong	Dyal	DiChiara	Foster	Rambusch	Moore	Land	Howell	Bello	Hill
3/31	at LSU*	Mullins	LaRue	DiChiara	Foster	Rambusch	Moore	Bello	Howell	Hall	Hill
4/1	at LSU*	Bright	LaRue	DiChiara	Foster	Rambusch	Moore	Bello	Howell	Peirce	Carlson
4/2	at LSU*	Gonzalez	LaRue	DiChiara	Foster	Rambusch	Moore	Bello	Howell	Peirce	Dyal
4/5	at UAB										
4/8	Vanderbilt*										
4/9	Vanderbilt*										
4/10	Vanderbilt*										
4/12	Samford										
4/14	at Mississippi State*										
4/15	at Mississippi State*										
4/16	at Mississippi State*										
4/19	Alabama State										
4/20	Kennesaw State										
4/22	South Carolina*										
4/23	South Carolina*										
4/24	South Carolina*										
4/26	at Jacksonville State										
4/29	at Tennessee*										
4/30	at Tennessee*										
5/1	at Tennessee*										
5/6	Arkansas*										
5/7	Arkansas*										
5/8	Arkansas*										
5/10	at Troy										
5/13	Alabama*										
5/14	Alabama*										
5/15	Alabama*										
5/17	at Samford										
5/19	at Kentucky*										
5/20	at Kentucky*										
5/21	at Kentucky*										

\* - SEC Game

OVERALL STATS



2022 Auburn Baseball  
Overall Statistics for Auburn (as of Apr 02, 2022)  
(All games Sorted by Batting avg)



Record: 19-9 Home: 11-6 Away: 4-2 Neutral: 4-1 SEC: 5-4

Player	avg	gp-gs	ab	r	h	2b	3b	hr	rbi	tb	slg%	bb	hp	so	gdp	ob%	sf	sh	sb-att	po	a	e	fld%	
17 DiChiara, Sonny	.461	24-24	76	25	35	11	0	8	24	70	.921	28	6	12	0	.616	2	0	0-0	156	11	2	.988	
1 Rambusch, Blake	.388	28-28	116	25	45	7	1	2	22	60	.517	12	6	18	0	.457	4	2	7-11	19	50	3	.958	
5 Howell, Kason	.325	28-28	114	24	37	11	1	2	24	56	.491	12	5	22	1	.403	3	1	5-6	72	1	1	.986	
19 Carlson, Brooks	.300	16-11	50	15	15	1	0	1	8	19	.380	8	1	14	1	.407	0	0	0-0	1	0	1	.500	
4 Moore, Brody	.288	27-27	104	24	30	5	0	2	13	41	.394	15	2	18	1	.385	1	1	2-2	25	58	2	.976	
16 Hill, Cam	.281	20-15	57	10	16	4	0	0	12	20	.351	8	0	18	0	.364	1	0	0-1	31	1	0	1.000	
7 Foster, Cole	.280	22-22	75	14	21	3	0	3	21	33	.440	13	4	21	1	.413	0	0	0-1	37	57	3	.969	
8 Ware, Bryson	.257	26-20	74	18	19	8	1	1	18	32	.432	8	2	25	1	.341	1	0	3-3	36	2	0	1.000	
6 Dyal, Ryan	.247	25-25	81	21	20	4	0	4	26	36	.444	13	7	26	2	.388	2	1	0-0	104	4	2	.982	
-----																								
27 Peirce, Bobby	.333	12-2	18	2	6	0	1	0	2	8	.444	0	0	5	0	.333	0	0	0-0	3	0	1	.750	
31 Bello, Mike	.310	18-10	42	12	13	3	0	1	7	19	.452	7	1	9	0	.420	0	1	1-1	19	0	1	.950	
2 Hall, Josh	.269	18-6	26	5	7	1	0	0	2	8	.308	5	0	10	0	.387	0	0	1-1	7	0	0	1.000	
11 Farquhar, Garrett	.250	20-9	36	12	9	1	0	2	8	16	.444	4	2	2	1	.357	0	0	0-0	16	23	0	1.000	
50 Wyandt, Jake	.250	17-12	36	7	9	1	0	1	12	13	.361	4	1	14	0	.333	1	1	1-1	108	11	3	.975	
37 Land, Mason	.231	13-1	13	2	3	0	0	0	1	3	.231	3	1	2	0	.412	0	1	0-0	4	3	0	1.000	
28 LaRue, Nate	.179	16-9	39	7	7	2	0	1	9	12	.308	4	2	18	0	.271	3	0	0-0	78	6	1	.988	
Brown, B.	.167	6-3	12	2	2	0	0	0	3	2	.167	2	2	7	0	.375	0	1	0-0	5	0	0	1.000	
51 Burk, Luke	.143	9-0	7	1	1	0	0	0	0	1	.143	0	0	6	0	.143	0	0	0-0	18	0	0	1.000	
72 Moss, Brody	.000	3-0	2	0	0	0	0	0	1	0	.000	0	0	1	0	.000	1	0	0-0	0	1	0	1.000	
13 Schorr, Ben	.000	1-0	0	0	0	0	0	0	0	0	.000	0	0	0	0	.000	0	0	0-0	1	0	0	1.000	
Totals	.302	28	978	226	295	62	4	28	213	449	.459	146	42	248	8	.408	19	9	20-27	752	256	23	.978	
Opponents	.246	28	938	136	231	53	1	23	120	355	.378	116	28	281	17	.343	11	6	18-27	717	223	24	.975	

LOB - Team (252), Opp (213). DPs turned - Team (24), Opp (12). CI - Team (2), LaRue, N. 1, Dyal, R. 1, Opp (1). IBB - Team (10), DiChiara, S. 6, Dyal, R. 2, Rambusch, B. 1, Hill, C. 1, Opp (1).

(All games Sorted by Earned run avg)

Player	era	w-l	app	gs	cg	sho	sv	ip	h	r	er	bb	so	2b	3b	hr	b/avg	wp	hp	bk	sfa	sha		
45 Gonzalez, Joseph	2.31	3-0	6	5	0	0/1	0	23.1	24	6	6	7	16	2	1	0	.279	1	3	0	1	2		
21 Bright, Trace	2.70	2-2	7	7	0	0/1	0	36.2	27	15	11	16	40	8	0	1	.203	4	0	0	0	0		
29 Skipper, Carson	3.24	2-0	9	0	0	0/0	0	25.0	24	14	9	6	23	7	0	4	.247	2	2	0	1	0		
52 Armstrong, Jordan	3.54	2-1	7	4	0	0/1	0	20.1	23	8	8	6	28	8	0	1	.284	3	4	1	0	0		
20 Mullins, Hayden	3.72	2-1	7	4	0	0/0	0	19.1	14	8	8	11	23	3	0	3	.209	2	6	0	1	1		
40 Burkhalter, Blake	3.80	3-0	13	0	0	0/0	6	21.1	14	10	9	1	29	2	0	4	.179	0	3	0	1	0		
18 Barnett, Mason	5.82	1-1	9	4	0	0/0	0	21.2	24	15	14	10	26	7	0	3	.286	3	1	0	2	0		
-----																								
54 Copeland, Konner	0.00	0-0	2	1	0	0/0	0	2.2	5	1	0	2	1	0	0	0	.455	0	0	0	0	0		
16 Hill, Cam	0.00	0-0	1	0	0	0/1	0	1.0	0	0	0	0	1	0	0	0	.000	0	1	0	0	0		
9 Granzow, Cade	1.69	0-0	5	0	0	0/1	0	5.1	5	1	1	1	4	0	0	0	.278	2	1	0	1	0		
28 LaRue, Nate	1.69	0-0	5	0	0	0/0	0	5.1	7	1	1	3	4	0	0	1	.318	1	0	0	0	0		
46 Allsup, Chase	2.00	1-0	8	0	0	0/1	0	9.0	7	6	2	8	15	2	0	1	.206	2	3	0	2	0		
41 Armstrong, John	3.00	0-0	10	0	0	0/1	0	6.0	6	6	2	6	8	1	0	0	.273	3	0	0	1	1		
32 Swilling, Carson	3.60	0-2	9	0	0	0/1	0	15.0	11	6	6	9	18	2	0	1	.212	2	0	0	0	0		
57 Drabick, Tyler	4.50	1-0	6	0	0	0/1	0	6.0	4	5	3	5	10	1	0	0	.190	2	2	0	0	2		
34 Bosse, Ben	4.50	0-0	6	0	0	0/2	0	4.0	2	2	2	2	5	0	0	0	.154	3	1	0	0	0		
47 Sheehan, Tommy	6.91	1-0	6	3	0	0/0	1	14.1	14	11	11	11	11	3	0	1	.264	2	1	0	1	0		
23 Carlson, Parker	8.59	1-1	5	0	0	0/0	0	7.1	8	7	7	3	10	1	0	3	.267	2	0	0	0	0		
22 Wade, Garrett	10.80	0-0	4	0	0	0/0	0	1.2	0	2	2	3	3	0	0	0	.000	1	0	0	0	0		
43 Isbell, Chase	13.50	0-1	3	0	0	0/0	0	4.0	6	6	6	2	4	3	0	0	.333	2	0	0	0	0		
14 Fuller, Brooks	40.50	0-0	3	0	0	0/0	0	1.1	6	6	6	4	2	3	0	0	.600	0	0	0	0	0		
Totals	4.02	19-9	28	28	0	3/3	7	250.2	231	136	112	116	281	53	1	23	.246	37	28	1	11	6		
Opponents	7.42	9-19	28	28	0	1/1	2	239.0	295	226	197	146	248	62	4	28	.302	41	42	5	19	9		

PB - Team (5), Wyandt, J. 2, Dyal, R. 2, LaRue, N. 1, Opp (10). Pickoffs - Team (4), Wyandt, J. 2, Mullins, H. 1, Allsup, C. 1. SBA/ATT - Wyandt, J. (7-11), Dyal, R. (10-11), Bright, T. (4-5), Barnett, M. (3-4), Skipper, C. (3-4), Armstrong (2-4), LaRue, N. (1-4), Gonzalez, J. (2-2), Mullins, H. (0-2), Carlson, P. (1-1), Copeland, K. (0-1), Swilling, C. (0-1), Granzow, C. (1-1), Armstrong, J (1-1), Sheehan, T. (1-1).



**SEC STATS**



**2022 Auburn Baseball**  
**Conference statistics for Auburn (as of Apr 02, 2022)**  
**(SEC games only Sorted by Batting avg)**



Record: 5-4 Home: 1-2 Away: 4-2 SEC: 5-4

Player	avg	gp-gs	ab	r	h	2b	3b	hr	rbi	tb	slg%	bb	hp	so	gdp	ob%	sf	sh	sb-att	po	a	e	fld%	
17 DiChiara, Sonny	.433	9-9	30	7	13	2	0	3	11	24	.800	14	1	8	0	.609	1	0	0-0	61	7	2	.971	
1 Rambusch, Blake	.415	9-9	41	6	17	6	0	0	9	23	.561	4	1	9	0	.468	1	1	2-2	6	19	2	.926	
7 Foster, Cole	.381	5-5	21	6	8	1	0	2	3	15	.714	2	1	6	0	.458	0	0	0-0	11	17	1	.966	
31 Bello, Mike	.333	8-8	30	11	10	2	0	1	4	15	.500	5	1	6	0	.444	0	1	1-1	10	0	1	.909	
19 Carlson, Brooks	.292	7-5	24	5	7	1	0	0	3	8	.333	4	0	5	1	.393	0	0	0-0	1	0	1	.500	
5 Howell, Kason	.289	9-9	45	7	13	3	0	1	7	19	.422	3	0	10	1	.333	0	0	2-3	26	1	0	1.000	
4 Moore, Brody	.250	9-9	40	5	10	1	0	1	5	14	.350	3	1	7	0	.311	1	0	1-1	9	21	1	.968	
6 Dyal, Ryan	.190	6-6	21	3	4	0	0	1	4	7	.333	4	0	8	1	.320	0	1	0-0	22	1	0	1.000	
28 LaRue, Nate	.167	7-6	24	4	4	2	0	1	5	9	.375	2	2	9	0	.286	0	0	0-0	60	5	1	.985	
16 Hill, Cam	.167	6-4	18	2	3	1	0	0	3	4	.222	1	0	8	0	.211	0	0	0-0	0	0	0	.000	
8 Ware, Bryson	.125	7-4	16	2	2	2	0	0	2	4	.250	2	0	9	1	.222	0	0	0-0	10	1	0	1.000	
-----																								
27 Peirce, Bobby	.333	5-2	9	1	3	0	0	0	0	3	.333	0	0	2	0	.333	0	0	0-0	1	0	1	.500	
2 Hall, Josh	.333	5-1	6	2	2	0	0	0	2	2	.333	2	0	2	0	.500	0	0	0-0	4	0	0	1.000	
37 Land, Mason	.143	6-0	7	1	1	0	0	0	1	1	.143	0	1	2	0	.250	0	1	0-0	3	0	0	1.000	
11 Farquhar, Garrett	.125	4-3	8	2	1	0	0	0	2	1	.125	1	1	1	0	.300	0	0	0-0	7	7	0	1.000	
50 Wyandt, Jake	.000	3-1	1	0	0	0	0	0	0	0	.000	0	0	1	0	.000	0	1	0-0	9	4	2	.867	
51 Burk, Luke	.000	1-0	0	0	0	0	0	0	0	0	.000	0	0	0	0	.000	0	0	0-0	1	0	0	1.000	
Totals	.287	9	341	64	98	21	0	10	61	149	.437	47	9	93	4	.385	3	5	6-7	248	89	14	.960	
Opponents	.302	9	334	70	101	22	0	15	61	168	.503	39	11	92	9	.387	6	0	4-12	249	67	8	.975	

LOB - Team (92), Opp (73). DPs turned - Team (9), Opp (4). CI - Team (1), LaRue, N. 1. IBB - Team (4), DiChiara, S. 2, Rambusch, B. 1, Dyal, R. 1, Opp (1).

**(SEC games only Sorted by Earned run avg)**

Player	era	w-l	app	gs	cg	sho	sv	ip	h	r	er	bb	so	2b	3b	hr	b/avg	wp	hp	bk	sfa	sha		
32 Swilling, Carson	2.25	0-0	3	0	0	0/0	0	8.0	7	2	2	2	9	0	0	1	.250	0	0	0	0	0		
20 Mullins, Hayden	3.00	1-0	3	3	0	0/0	0	12.0	9	4	4	6	15	2	0	2	.214	2	4	0	1	0		
21 Bright, Trace	5.27	0-2	3	3	0	0/0	0	13.2	15	11	8	8	17	6	0	1	.263	1	0	0	0	0		
29 Skipper, Carson	5.56	1-0	5	0	0	0/0	0	11.1	14	11	7	3	10	3	0	3	.298	2	2	0	0	0		
18 Barnett, Mason	9.00	0-1	3	1	0	0/0	0	8.0	11	8	8	5	12	3	0	3	.333	3	0	0	1	0		
40 Burkhalter, Blake	10.29	0-0	5	0	0	0/0	3	7.0	10	8	8	0	11	1	0	4	.333	0	1	0	1	0		
-----																								
28 LaRue, Nate	0.00	0-0	1	0	0	0/0	0	1.2	1	0	0	1	0	0	0	0	.167	1	0	0	0	0		
57 Drabick, Tyler	0.00	0-0	1	0	0	0/0	0	1.0	1	0	0	1	2	0	0	0	.250	0	0	0	0	0		
52 Armstrong, Jordan	2.08	1-0	2	0	0	0/0	0	4.1	7	1	1	0	7	2	0	0	.389	1	0	1	0	0		
45 Gonzalez, Joseph	4.50	1-0	1	1	0	0/0	0	6.0	9	3	3	2	1	1	0	0	.333	0	1	0	0	0		
46 Allsup, Chase	6.75	1-0	3	0	0	0/0	0	2.2	2	5	2	3	2	0	0	1	.200	0	2	0	2	0		
43 Isbell, Chase	18.00	0-1	2	0	0	0/0	0	3.0	5	6	6	2	3	2	0	0	.357	2	0	0	0	0		
47 Sheehan, Tommy	19.64	0-0	2	1	0	0/0	0	3.2	8	8	8	4	3	2	0	0	.500	0	1	0	1	0		
41 Armstrong, John	99.00	0-0	1	0	0	0/0	0	0.0	2	3	2	2	0	0	0	0	1.000	1	0	0	0	0		
Totals	6.21	5-4	9	9	0	0/0	3	82.2	101	70	57	39	92	22	0	15	.302	13	11	1	6	0		
Opponents	6.61	4-5	9	9	0	0/0	0	83.0	98	64	61	47	93	21	0	10	.287	12	9	1	3	5		

PB - Team (4), Wyandt, J. 2, LaRue, N. 1, Dyal, R. 1, Opp (3). SBA/ATT - Wyandt, J. (1-4), LaRue, N. (1-4), Dyal, R. (2-3), Bright, T. (3-3), Skipper, C. (1-2), Mullins, H. (0-2), Armstrong (0-2), Copeland, K. (0-1), Barnett, M. (0-1), Swilling, C. (0-1).

**GAME SUMMARY**



**2022 Auburn Baseball  
Games Summary for Auburn (as of Apr 02, 2022)  
(All games)**



Score by innings	1	2	3	4	5	6	7	8	9	EX	Total
Auburn	32	29	33	26	32	24	20	22	6	2	226
Opponents	20	14	8	10	20	22	19	16	4	3	136

**Record when ...**

Overall	19-9	After 6 leading	15-1
Conference	5-4	..... trailing	2-5
Non-Conference	14-5	..... tied	2-3
Home games	11-6	After 7 leading	15-2
Away games	4-2	..... trailing	2-6
Neutral site	4-1	..... tied	1-0
Day games	9-6	After 8 leading	16-1
Night games	10-3	..... trailing	1-6
vs Left starter	5-2	..... tied	1-1
vs Right starter	14-7		
1-Run games	6-3	Hit 0 home runs	7-5
2-Run games	1-1	... 1 home run	5-1
5+Run games	10-3	... 2+ home runs	7-3
Extra innings	1-3		
Shutouts	3-1	Opponent 0 home runs	11-2
		..... 1 home run	6-5
Scoring 0-2 runs	1-4	..... 2+ HRs	2-2
..... 3-5 runs	2-3		
..... 6-9 runs	5-2	Made 0 errors	8-2
..... 10+ runs	11-0	.... 1 error	10-6
		.... 2+ errors	1-1
Opponent 0-2 runs	9-0		
..... 3-5 runs	6-5	Opp. made 0 errors	8-4
..... 6-9 runs	3-1	..... 1 error	6-5
..... 10+ runs	1-3	..... 2+ errors	5-0
Scored in 1st inning	7-3	Out-hit opponent	11-3
Opp. scored in 1st	9-4	Out-hit by opponent	5-5
Scores first	8-2	Hits are tied	3-1
Opp. scores first	11-7		

**Record when team scores:**

Runs	0	1	2	3	4	5	6	7	8	9	10+
W-L	0-1	0-0	1-3	0-1	2-2	0-0	3-1	1-0	0-1	1-0	11-0

**Record when opponent scores:**

Runs	0	1	2	3	4	5	6	7	8	9	10+
W-L	3-0	5-0	1-0	2-1	1-1	3-3	0-0	2-0	0-0	1-1	1-3

**Record when leading after:**

Inn.	1	2	3	4	5	6	7	8
W-L	6-2	9-2	12-2	15-1	16-1	15-1	15-2	16-1

**Record when trailing after:**

Inn.	1	2	3	4	5	6	7	8
W-L	7-3	6-3	3-4	3-4	1-5	2-5	2-6	1-6

**Record when tied after:**

Inn.	1	2	3	4	5	6	7	8
W-L	6-4	4-4	4-3	1-4	2-3	2-3	1-0	1-1

Current winning streak: 1  
 Longest winning streak: 7  
 Longest losing streak: 2

Home attendance : 59397 ( 17 dates avg = 3493 )  
 Away attendance : 60336 ( 11 dates avg = 5485 )  
 Total attendance: 119733 ( 28 dates avg = 4276 )

**GAME SUMMARY**



**2022 Auburn Baseball  
UAB at Auburn  
Mar 02, 2022 at Auburn, Ala. (Plainsman Park)**



**UAB 1 (6-2)**

**Auburn 16 (7-2)**

Player	ab	r	h	rbi	bb	so	po	a	lob
John Marc Mullins 2b	4	1	2	0	0	1	2	2	0
Matthew Golda ss	2	0	0	0	0	0	0	1	1
Gavin Lewis Jr. ph/ss	2	0	0	0	0	0	0	0	0
Josh Sears 1b	3	0	0	1	0	2	5	0	1
Christian Hall dh	2	0	0	0	0	1	0	0	0
Andrew Roberts ph/dh	1	0	0	0	1	0	0	0	0
Caleb Floyd rf	4	0	1	0	0	1	2	0	1
Henry Hunter c	2	0	0	0	0	1	5	1	0
Joseph Kiel c	0	0	0	0	0	0	5	0	0
Brandon Willoughby 3b	2	0	0	0	0	1	2	2	0
Blaine Smith 3b	1	0	0	0	0	0	0	1	1
Tyler Waugh lf	2	0	0	0	0	2	0	0	0
Logan Braunschweig lf	1	0	0	0	0	1	0	0	0
Darryl Buggs cf	1	0	0	0	1	1	3	1	0
Jake Rivers cf	1	0	0	0	0	0	0	0	0
Thomas Ballard p	0	0	0	0	0	0	0	1	0
Carson Myers p	0	0	0	0	0	0	0	0	0
Brady Greene p	0	0	0	0	0	0	0	0	0
Dalton Skinner p	0	0	0	0	0	0	0	0	0
JC Sewell p	0	0	0	0	0	0	0	0	0
Aidan Moza p	0	0	0	0	0	0	0	0	0
Carson Knight p	0	0	0	0	0	0	0	0	0
Zaylen Perry p	0	0	0	0	0	0	0	0	0
Austin Stump p	0	0	0	0	0	0	0	1	0
Nick Wright p	0	0	0	0	0	0	0	0	0
<b>Totals</b>	<b>28</b>	<b>1</b>	<b>3</b>	<b>1</b>	<b>2</b>	<b>11</b>	<b>24</b>	<b>10</b>	<b>4</b>

Player	ab	r	h	rbi	bb	so	po	a	lob
Rambusch, Blake 3b	4	1	3	2	1	1	1	2	0
Howell, Kason cf	3	0	1	1	0	1	1	0	2
Peirce, Bobby rf	1	0	1	1	0	0	0	0	0
DiChiara, Sonny 1b	2	0	0	0	2	0	4	1	0
Burk, Luke ph/1b	2	1	1	0	0	1	3	0	0
Hill, Cam dh	2	2	1	1	2	0	0	0	1
Brown, Brayton ph/dh	2	0	0	0	0	2	0	0	0
Foster, Cole 2b	3	2	1	0	1	1	0	3	3
Land, Mason ph/2b	1	0	1	0	1	0	0	0	0
Farquhar, Garrett ss	6	2	2	1	0	0	1	3	3
Ware, Bryson rf	4	3	3	6	0	0	3	0	0
Bello, Mike ph/cf	1	0	0	0	0	1	0	0	0
Dyal, Ryan lf	2	1	0	0	0	2	1	0	0
Hall, Josh ph/lf	1	0	0	0	0	0	0	0	2
Wyandt, Jake c	3	3	2	3	0	0	10	0	0
LaRue, Nate c	1	1	1	0	0	0	1	0	0
Schorr, Ben c	0	0	0	0	0	0	1	0	0
Barnett, Mason p	0	0	0	0	0	0	1	0	0
Allsup, Chase p	0	0	0	0	0	0	0	0	0
Granzow, Cade p	0	0	0	0	0	0	0	1	0
Wade, Garrett p	0	0	0	0	0	0	0	0	0
Bosse, Ben p	0	0	0	0	0	0	0	0	0
<b>Totals</b>	<b>38</b>	<b>16</b>	<b>17</b>	<b>15</b>	<b>7</b>	<b>9</b>	<b>27</b>	<b>10</b>	<b>11</b>

Score by Innings	1	2	3	4	5	6	7	8	9	R	H	E
UAB	1	0	0	0	0	0	0	0	0	1	3	2
Auburn	0	3	3	1	4	3	1	1	X	16	17	0

E - Willoughby 2(2). DP - Auburn 1. LOB - UAB 4; Auburn 11. 2B - J. Mullins(1); Farquhar, G.(1); Ware, B. 2(3). 3B - Ware, B.(1). HBP - J. Kiel; Howell, K.; Dyal, R. 2; Wyandt, J.. SH - Howell, K.(1). SF - J. Sears(1); Rambusch, B.(2). SB - Wyandt, J.(1).

UAB	ip	h	r	er	bb	so	ab	bf	np
Thomas Ballard	2.0	5	3	3	1	1	9	11	41
Carson Myers	0.0	1	3	3	2	0	1	3	17
Brady Greene	1.0	1	0	0	0	1	3	3	10
Dalton Skinner	0.2	0	1	1	0	1	2	4	17
JC Sewell	0.1	0	0	0	0	0	1	1	5
Aidan Moza	0.2	3	4	0	1	0	6	8	36
Carson Knight	0.1	2	3	3	1	1	3	5	25
Zaylen Perry	1.0	0	0	0	0	1	2	3	17
Austin Stump	1.0	3	1	1	0	2	6	6	20
Nick Wright	1.0	2	1	1	2	2	5	7	23

Auburn	ip	h	r	er	bb	so	ab	bf	np
Barnett, Mason	5.0	2	1	1	0	8	16	17	66
Allsup, Chase	1.0	0	0	0	1	2	3	4	20
Granzow, Cade	1.0	1	0	0	0	0	3	4	9
Wade, Garrett	1.0	0	0	0	0	1	3	3	10
Bosse, Ben	1.0	0	0	0	1	0	3	4	9

Win - Barnett, M. (1-0). Loss - T. Ballard (1-1). Save - None.

WP - T. Ballard(1); J. Sewell(1); Z. Perry 2. HBP - by D. Skinner (Wyandt, J.); by D. Skinner (Howell, K.); by A. Moza (Dyal, R.); by C. Knight (Dyal, R.); by Granzow, C. (J. Kiel). BK - T. Ballard(1). Pitches/strikes: T. Ballard 41/25; C. Myers 17/6; B. Greene 10/7; D. Skinner 17/7; J. Sewell 5/3; A. Moza 36/19; C. Knight 25/15; Z. Perry 17/9; A. Stump 20/13; N. Wright 23/10; Barnett, M. 66/46; Allsup, C. 20/12; Granzow, C. 9/6; Wade, G. 10/8; Bosse, B. 9/5.

Umpires - HP: Kenneth Fitts 1B: Craig Mirr 2B: Danny Cricks 3B: Morris Hodges  
Start: 6:05 Time: 3:21 Attendance: 3152

**TV/RADIO ROSTER**



**1** BLAKE RAMBUSCH



**2** JOSH HALL



**4** BRODY MOORE



**5** KASON HOWELL



**6** RYAN DYAL



**7** COLE FOSTER



**8** BRYSON WARE



**9** CADE GRANZOW



**11** GARRETT FARQUHAR



**13** BEN SCHORR




**14** BROOKS FULLER



**16** CAM HILL



**17** SONNY DICHIARA



**18** MASON BARNETT



**19** BROOKS CARLSON



**20** HAYDEN MULLINS



**21** TRACE BRIGHT




**22** GARRETT WADE




**23** PARKER CARLSON




**27** BOBBY PEIRCE



**28** NATE LARUE



**29** CARSON SKIPPER



**31** MIKE BELLO



**32** CARSON SWILLING



**34** BEN BOSSE



**37** MASON LAND



**40** BLAKE BURKHALTER




**41** JOHN ARMSTRONG



**43** CHASE ISBELL



**44** GRANT NEWTON



**45** JOSEPH GONZALEZ



**46** CHASE ALLSUP



**47** TOMMY SHEEHAN



**50** JAKE WYANDT



**51** LUKE BURK



**52** JORDAN ARMSTRONG



**54** KONNER COPELAND



**57** TYLER DRABICK



**72** BRODY MOSS



**30** BUTCH THOMPSON



**35** KARL NONEMAKER



**39** GABE GROSS



**15** TIM HUDSON