



2019 AUBURN BASEBALL

AUBURN ATHLETICS COMMUNICATIONS: 392 SOUTH DONAHUE DRIVE || AUBURN, AL 36849 || AUBURNTIGERS.COM || @AUBURN_BASEBALL

2019 SCHEDULE

Day	Date	Opponent	Time/Result
FRI.	FEB. 15	GEORGIA SOUTHERN (SECN+)	W, 11-2
SAT.	FEB. 16	GEORGIA SOUTHERN (SECN+)	L, 5-7 (13)
SUN.	FEB. 17	GEORGIA SOUTHERN	W, 4-3 (13)
TUE.	FEB. 19	ALABAMA A&M (SECN+)	W, 10-1
WED.	FEB. 20	ALABAMA A&M	W, 10-2
Fri.	Feb. 22	at UCF (UCFKnights.TV)	W, 4-1
Sat.	Feb. 23	at UCF (UCFKnights.TV)	L, 1-6
Sun.	Feb. 24	at UCF (UCFKnights.TV)	W, 13-9
FRI.	MAR. 1	CINCINNATI (SECN+)	W, 5-0
SAT.	MAR. 2	CINCINNATI (SECN+)	W, 5-0
SAT.	MAR. 2	CINCINNATI (SECN+)	W, 9-5
TUE.	MAR. 5	UT MARTIN (SECN+)	W, 15-9
WED.	MAR. 6	UT MARTIN (SECN+)	W, 2-0
FRI.	MAR. 8	UTSA (SECN+)	W, 6-0
SAT.	MAR. 9	UTSA	W, 5-0
SAT.	MAR. 9	UTSA	W, 8-3
Tue.	Mar. 12	at South Alabama (JagNation TV)	W, 6-2
FRI.	MAR. 15	#21 TENNESSEE* (SECN+)	W, 2-0
SAT.	MAR. 16	#21 TENNESSEE* (SECN)	W, 5-2
SUN.	MAR. 17	#21 TENNESSEE* (SECN+)	W, 5-3
Tue.	Mar. 19	at UAB (C-USA TV)	W, 13-5
Fri.	Mar. 22	at #4 Mississippi State (SECN+)	W, 6-5
Sat.	Mar. 23	at #4 Mississippi State (SECN+)	L, 2-15
Sun.	Mar. 24	at #4 Mississippi State (SECN+)	L, 15-20
Tue.	Mar. 26	vs. Alabama% (SECN)	L, 3-6
Fri.	Mar. 29	at South Carolina (SECN+)	W, 4-2
Sat.	Mar. 30	at South Carolina (SECN)	L, 0-4
Sun.	Mar. 31	at South Carolina (SECN)	W, 7-5
TUE.	APR. 2	GEORGIA TECH (SECN+)	L, 3-9
FRI.	APR. 5	#9 ARKANSAS (SECN+)	W, 6-3
FRI.	APR. 5	#9 ARKANSAS (SECN+)	L, 6-9 (15)
SAT.	APR. 6	#9 ARKANSAS (SECN+)	L, 0-8
TUE.	APR. 9	JACKSONVILLE STATE (SECN+)	L, 6-11
Fri.	Apr. 12	at #12 Texas A&M (SECN+)	L, 0-4
Sat.	Apr. 13	at #12 Texas A&M (SECN+)	W, 7-0
Sun.	Apr. 14	at #12 Texas A&M (SECN+)	L, 1-4
Tue.	Apr. 16	at #16 Georgia Tech (ACC Extra)	L, 6-11
THU.	APR. 18	#17 OLE MISS (SECN+)	W, 7-4
FRI.	APR. 19	#17 OLE MISS (SECN+)	L, 3-5
SAT.	APR. 20	#17 OLE MISS (SECN+)	W, 6-5 (10)
Tue.	Apr. 23	at Jacksonville State (ESPN+)	6:00 pm
Thu.	Apr. 25	at #4 Vanderbilt (ESPN)	6:30 pm
Fri.	Apr. 26	at #4 Vanderbilt (SECN)	7:00 pm
Sat.	Apr. 27	at #4 Vanderbilt (SECN+)	12:00 pm
FRI.	MAY 3	ALABAMA (SECN+)	6:00 pm
SAT.	MAY 4	ALABAMA (SECN)	7:00 pm
SUN.	MAY 5	ALABAMA (SECN)	3:00 pm
TUE.	MAY 7	UAB (SECN+)	6:00 pm
FRI.	MAY 10	#5 GEORGIA (SECN+)	6:00 pm
SAT.	MAY 11	#5 GEORGIA (SECN+)	2:00 pm
SUN.	MAY 12	#5 GEORGIA (SECN+)	1:00 pm
TUE.	MAY 14	NORTH ALABAMA	6:00 pm
Thu.	May 16	at #16 LSU (SECN+)	6:30 pm
Fri.	May 17	at #16 LSU (SECN+)	7:00 pm
Sat.	May 18	at #16 LSU (SECN+)	2:00 pm

POSTSEASON

Tue.	May 21	SEC Tournament	TBA
Fri.	May 31	NCAA Regionals	TBA
Fri.	Jun. 7	NCAA Super Regionals	TBA
Sat.	Jun. 15	NCAA College World Series	TBA

Home games in **BOLD CAPS**

All home games at Plainsman Park | All times central % - 11th annual MAX Capital City Classic (Montgomery, Ala.)

Rankings reflect USA TODAY Coaches Poll



GAME 41

JACKSONVILLE, ALA. (Rudy Abbott Field at Jim Case Stadium)



#21 **AUBURN TIGERS** (26-14, 10-8 SEC)

Head Coach: Butch Thompson (Birmingham-Southern, 1992)

Career Record: 168-108 (5th season) | Record at Auburn: 129-96 (4th season)

at



JACKSONVILLE STATE GAMECOCKS (21-17, 12-6 OVC)

Head Coach: Jim Case (Louisiana Tech, 1983)

Career Record: 568-460 (18th season) | Record at JSU: 568-460 (18th season)

» QUICK HITTERS

- Auburn is hitting .301 and scoring 7.4 runs per game in midweek action this season.
- The Tigers are 8-7 on the road, matching the team's road win total from a season ago.
- Ryan Watson is scheduled to make his first start of the season Tuesday. Watson has posted a 3.38 ERA and has struck out 15 batters in his last seven appearances and 10.2 innings pitched.
- Conor Davis has accounted for three of the team's last five home runs - all coming in the last six games. His three home runs in the span are as many as he hit in his first 111 career games.
- Ryan Bliss is hitting .341 with a .420 on-base percentage in the last 12 games. He has turned in five multi-hit efforts during the span.
- Rankin Woley matched a season high with three hits last Tuesday vs. Georgia Tech and leads the team with a .382 average in midweek games.
- Judd Ward leads the team with a .342 average and four doubles in the last 10 games.
- Kason Howell has reached base in a season-high 17 straight games.
- Auburn and Jacksonville State did not play from 1994-2009. The Tigers hold a 6-5 advantage in the series since the renewal in 2010.

PITCHING MATCHUP

AUBURN

JACKSONVILLE STATE

TUE | JR RHP **Ryan Watson**

(0-1, 5.48)

vs. R-FR RHP **Trey Fortner**

(2-5, 5.40)

GAME INFO

Date: Tuesday, Apr. 23, 2019

Game Time: 6 pm CT

Site: Jacksonville, Ala. / Jim Case Stadium (2,020)

TV: ESPN+

• Talent: Mike Parris (JSU radio call)

Radio: WTGZ-93.9 FM | WQSI - 95.9 FM

• Talent: Rod Bramblett, Andy Burcham

Live Stats: StatBroadcast.com

Twitter Updates: @AuburnBaseball

Postgame Recap: AuburnTigers.com

Series History: Auburn leads, 21-17

Auburn: Auburn leads, 18-14

Jacksonville: Auburn leads, 3-2

Neutral: Auburn trails, 0-1

Last Meeting: Auburn lost, 6-11, in Auburn (4/9/19)

Streak: L1

AUBURN

26-14, 10-8 SEC

Team Leaders

Batting Average:	JR DH Conor Davis (.288)
Runs:	SO IF Edouard Julien (35)
2B:	SO IF Edouard Julien (12)
HR:	SO IF Edouard Julien (8)
RBI:	SO IF Edouard Julien (39)
Stolen Bases:	FR OF Kason Howell (13-15)

JACKSONVILLE STATE

21-17, 12-6 OVC

Head Coach: Jim Case (Louisiana Tech, 1983)

Career: 568-460 (18th season)

at JSU: 568-460 (18th season)

Team Leaders

Batting Average:	SR IF Nic Gaddis (.343)
2B:	JR C Alex Webb (13)
HR:	SR IF Nic Gaddis (8)
RBI:	JR C Alex Webb (31)

POTENTIAL STARTING LINEUP

Pos.	#	Player	AVG	AB	R	H	2B	3B	HR	RBI	SB-SBA	BB
C	6	Matt Scheffler	.283	127	21	36	7	0	1	14	5-6	8
1B	4	Rankin Woley	.281	160	22	45	9	1	2	25	2-2	12
2B	9	Ryan Bliss	.266	143	24	38	8	1	1	21	6-7	20
3B	10	Edouard Julien	.269	145	35	39	12	0	8	39	2-5	30
SS	17	Will Holland	.210	138	27	29	5	0	3	15	13-16	24
LF	1	Judd Ward	.269	145	25	39	7	2	2	20	3-4	25
CF	16	Kason Howell	.282	149	21	42	5	0	0	21	13-15	16
RF	41	Steven Williams	.227	150	25	34	5	0	4	16	3-3	22
DH	24	Conor Davis	.288	146	22	42	6	1	6	24	2-2	7

AUBURN'S RECORD WHEN...

	2019	Under Thompson
Overall	26-14	129-96
SEC	10-8	49-59
Non-Conference	16-6	74-33
Postseason	0-0	9-8
Home	18-6	89-41
Away	8-7	29-46
Neutral	0-1	11-9
Current streak	W1	--
Last 5 games	2-3	--
Last 10 games	3-7	--

Situational:

AU scores first	12-5	84-32
Opp. scores first	14-9	45-64
AU scores 4+ runs	24-5	116-38
AU scores 3 runs or less	2-9	13-58
AU leads after 7 innings	22-1	107-9
8 innings	26-0	125-6
AU trails after 7 innings	1-10	8-72
8 innings	0-13	2-78
Game tied after 7 innings	3-3	13-12
8 innings	0-1	1-9
Extra Innings	2-2	3-10
1-run games	3-0	25-25
2-run games	5-2	15-3
3-run games	4-3	17-15
Games decided by 5+ runs	11-7	63-30
vs. LH Starter	5-4	38-30
vs. RH Starter	21-10	89-66
More hits than opponent	15-2	93-16
Fewer hits than opponent	6-10	22-73
Hits are tied	5-2	12-8
AU has 10+ hits	11-5	76-36
Opp. has 10+ hits	6-9	30-61
Hit a home run	14-4	81-29
Opp. hits a home run	9-8	50-57
AU quality start	8-1	50-18
Opp. quality start	7-3	16-38
AU commits no errors	10-3	52-23
Opp. commits no error	7-4	32-47

By Day:

Sunday	4-2	19-18
Monday	0-0	0-2
Tuesday	4-4	27-15
Wednesday	2-0	10-2
Thursday	1-0	5-8
Friday	8-3	33-20
Saturday	7-5	33-31
Day Games (first pitch before 6 p.m.)	15-8	74-53
Night Games (first pitch after 6 p.m.)	11-6	55-43
Doubleheaders	5-1	17-9

By Month:

February	6-2	26-7
March	16-4	52-24
April	4-8	30-33
May	0-0	14-27
June	0-0	6-4

By Jersey:

White	7-2	40-17
Blue	4-4	20-18
Orange	7-3	29-17
Gray	4-3	14-28
Pinstripes	4-2	16-12
Blue/Camo Hat	0-0	1-1
Cream Throwback	0-0	8-2

UNIVERSITY INFORMATION

Location	Auburn, Ala.
Enrollment	29,776
Founded	October 1, 1856
Nickname	Tigers
Colors	Burnt Orange and Navy Blue
President	Dr. Steven Leath
Athletics Director	Allen Greene
Conference	Southeastern (SEC West)
Stadium / Capacity	Samford Stadium-Hitchcock Field at Plainsman Park / 4,096
Ticket Office Phone	855-282-2010

BASEBALL COACHING / SUPPORT STAFF

Head Coach	Butch Thompson (Birmingham-Southern, 1992)
Record at Auburn / Seasons	129-96 (.573) / 4th
Career Coaching Record / Seasons	168-108 (.609) / 5th
Assistant Coach	Karl Nonemaker (Vanderbilt, 2002)
Assistant Coach	Gabe Gross (Auburn, 2012)
Volunteer Assistant	Steve Smith (Baylor, 1986)

Athletic Admin.	Randall Dickey (Ouachita Baptist, 1983)
Player Development & Data Analyst	Blake Beck (Troy, 2014)
Athletic Trainer	Anthony Sandersen (South Dakota State, 2004)
Strength & Conditioning	Chris Joyner (Minnesota State - Mankato, 2001)

PROGRAM HISTORY

Modern Era Program Record (since 1949)	1,938-1,329-4 (.593)
College World Series Appearances / Last	4 / 1997
College World Series Record	3-8 (.273)
NCAA Regional Appearances / Last	21 / 2018
NCAA Regional Record	48-45 (.516)
NCAA Super Regional Appearances / Last	2 / 2018
NCAA Super Regional Record	1-4 (.200)
Last Postseason Opponent	Florida / 2018
Result	Gainesville (Fla.) Super Regional Lost, 3-2

POSTSEASON HISTORY

College World Series Appearances: 4 (1967, 1976, 1994, 1997)

Super Regional Appearances: 2 (1999, 2018)

NCAA Regional Appearances: 21 (1963, 1967, 1976, 1978, 1987, 1989, 1993-95, 1997-2003, 2005, 2010, 2015, 2017, 2018)

NCAA Regional Titles: 6 (1967, 1976, 1994, 1997, 1999, 2018)

MEDIA RELATIONS

Baseball Contact: George Nunnelley, Asst. Director - Athletics Comm.
Cell: 502-609-9982
Email: gnunnelley@auburn.edu
Twitter: @gnunnelley
Associate AD: Kirk Sampson

2019 AUBURN BASEBALL ROSTER

No.	Name	Pos.	Cl.	B/T	Ht.	Wt.	Exp.	Hometown (Previous School)
1	Judd Ward	OF	So.	L/R	6-1	195	1L	Russellville, Ala. (Russellville)
2	Everett Lau	IF/OF	Jr.	L/R	5-10	185	JC	Oahu, Hawaii (College of San Mateo)
3	Devin Warner	OF/IF	Fr.	S/R	6-3	205	HS	Cartersville, Ga. (Cartersville)
4	Rankin Woley	IF	Jr.	R/R	6-0	210	JC	Atlanta, Ga. (Chattahoochee Valley)
5	Jarrett Eaton	OF	Fr.	L/R	5-9	162	HS	Mobile, Ala. (St. Paul's Episcopal)
6	Matt Scheffler	C	Jr.	R/R	6-2	190	JC	Kirkland, Wash. (Pierce)
7	Ed Johnson	IF	Fr.	R/R	6-2	195	HS	Trussville, Ala. (Hewitt-Trussville)
8	Bailey Horn	LHP	R-So.	L/L	6-2	212	JC	West, Texas (McLennan)
9	Ryan Bliss	IF	Fr.	R/R	5-9	165	HS	LaGrange, Ga. (Troup)
10	Edouard Julien	IF	So.	L/R	6-1	183	1L	Quebec City, Canada (Cardinal-Roy)
11	Chase Hall	C	R-Jr.	R/R	6-2	215	RS	Roanoke, Ala. (Southern Union)
12	Ryan Hoerter	RHP	So.	R/R	6-6	191	1L	Kenosha, Wisc. (Indian Trail)
13	Davis Daniel	RHP	Jr.	R/R	6-1	190	2L	Montgomery, Ala. (St. James)
14	Elliott Anderson	LHP	Jr.	L/L	6-3	212	2L	Cartersville, Ga. (Cartersville)
16	Kason Howell	OF	Fr.	R/R	6-0	185	HS	Argyle, Texas (Liberty Christian)
17	Will Holland	IF	Jr.	R/R	5-11	185	2L	Lawrenceville, Ga. (Collins Hill)
18	Brooks Fuller	LHP	Fr.	L/L	6-2	215	HS	Auburn Ala. (Auburn)
19	Brody Moore	IF	Fr.	R/R	6-0	185	HS	Oneonta, Ala. (Oneonta)
20	Cody Greenhill	RHP	So.	R/R	6-4	216	1L	Russellville, Ala. (Russellville)
21	Jackson Henderson	IF/OF	Jr.	R/R	6-0	175	JC	Selma, Ala. (Lurleen B. Wallace)
22	Ford Luttrell	RHP	R-Fr.	L/R	6-0	181	RS	Madison, Ala. (Bob Jones)
23	Peyton Glavine	LHP	So.	R/L	5-11	176	1L	Alpharetta, Ga. (Blessed Trinity Catholic)
24	Conor Davis	IF	Jr.	R/R	6-3	227	2L	Roswell, Ga. (Blessed Trinity Catholic)
25	Dawson Sweatt	LHP	Fr.	R/L	6-2	190	HS	Fayetteville, Ga. (Starr's Mill)
26	Troy Bearden	OF/C	Fr.	R/R	6-2	220	HS	Trussville, Ala. (Next Level Baseball Academy)
29	Carson Skipper	LHP	Fr.	L/L	6-3	195	HS	Trussville, Ala. (Hewitt-Trussville)
31	Blake Schilleci	LHP	Sr.	L/L	5-10	198	1L	Birmingham, Ala. (Wallace-Hanceville)
32	Tanner Burns	RHP	So.	R/R	6-0	205	1L	Decatur, Ala. (Decatur)
33	Will Morrison	RHP	Fr.	R/R	6-2	180	HS	Cullman, Ala. (Cullman)
36	Kyle Gray	LHP	R-Jr.	L/L	5-10	205	JC	Austin, Texas (Blinn)
37	Ryan Watson	RHP	Jr.	R/R	6-5	215	2L	Auburn, Ala. (Auburn)
38	Brett Olson	IF	R-Sr.	L/L	6-2	225	1L	Newport Beach, Calif. (Corona Del Mar)
40	Garrett Wade	LHP	Fr.	L/L	6-2	205	HS	Hartselle, Ala. (Hartselle)
41	Steven Williams	OF/C	So.	L/R	6-3	216	1L	Albany, Ga. (Deerfield-Windsor)
43	Richard Fitts	RHP	Fr.	R/R	6-3	185	HS	Helena, Ala. (Helena)
44	Jack Owen	LHP	So.	L/L	6-2	174	1L	Aliso Viejo, Calif. (J Serra)

COACHES & STAFF

30	Butch Thompson	Head Coach	Fourth Year
35	Karl Nonemaker	Assistant Coach	Second Year
39	Gabe Gross	Assistant Coach	Second Year
34	Steve Smith	Volunteer Assistant Coach	Second Year
	Greg Drye	Director of Operations	Fourth Year
	Randall Dickey	Athletic Administrator	Fifth Year
	Anthony Sandersen	Athletic Trainer	Second Year
	Blake Beck	Player Development & Data Analyst	Third Year
	Chris Joyner	Strength & Conditioning	First Year

PRONUNCIATION GUIDE

Ryan HOERTER HOR-ter
 EDOUARD JULIEN ED-whah joo-lee-EN
 Everett LAU Rhymes with 'now'
 Ford LUTTRELL LUH-trull
 Blake SCHILLECI sha-LAY-see
 Rankin WOLEY WOE-lee

30 BUTCH THOMPSON HEAD COACH

THE AUBURN SKIPPER

- Seven College World Series appearances / 16 postseason appearances
- 2013 National Runner-up (Mississippi State)
- 2001 National Champion (Birmingham-Southern)
- 2014 Baseball America/ABCA National Assistant Coach of the Year
- 2006 FCA Coach of the Year
- Coached 14 pitchers who went on to pitch in the Major Leagues
- Recruited and coached 29 pitchers who were drafted out of college that weren't drafted out of high school

Butch Thompson enters his fourth season at the helm of the program in 2019. Thompson, who spent three seasons as an assistant coach and recruiting coordinator at Auburn from 2006-08, returned to the Plains after seven seasons at Mississippi State as both associate head coach and pitching coach.

Butch Thompson was named Auburn's head baseball coach on October 22, 2015 and enters his fourth season with the Tigers in 2019.

Thompson, who spent three seasons as an assistant coach and recruiting coordinator at Auburn from 2006-08, returned to The Plains after seven seasons at Mississippi State as both associate head coach and pitching coach.

Widely regarded as one of the premier pitching coaches in the country, he has seen 14 of his former pitchers make their Major League Baseball debuts, including eight since 2014. Thompson has also turned 29 pitchers who went undrafted out of high school into MLB draft picks.

Thompson had three pitchers drafted in the first 11 rounds in 2014 and five pitchers drafted, including three in the top 10 rounds, in 2013. He added a first-round selection in the 2016 draft, a third-round pick in Keegan Thompson in 2017 and the first No. 1 overall pick in program history in Casey Mize in 2018.

Along with his pitching pedigree, Thompson is also considered one of the top recruiters in the country. Since 2003, he has secured 12 recruiting classes that were ranked in the top 10 by either Baseball America or Perfect Game, including the No. 5 signing class in 2017 and a program record No. 4 class in 2018. His classes signed from 2006-08 at Auburn each ranked in the top 18 nationally, including the No. 5 class in 2008.

A native of Amory, Miss., Thompson has coached 26 Division I All-Americans and 38 all-conference performers. He has made 16 postseason appearances, including seven trips to the College World Series, and guided Birmingham-Southern to a NAIA National Championship in 2001 and was a national runner-up at Mississippi State in 2013.

Thompson was named the 2006 Fellowship of Christian Athletes SEC Coach of the Year while at Auburn and the 2014 Baseball America and American Baseball Coaches Association (ABCA) National Assistant Coach of the Year while at Mississippi State.

Thompson has already made his mark in his first three seasons at Auburn as he became the fourth head coach in program history to notch his 100th win in his third season at the helm. Thompson has guided the Tigers to a 103-82 overall record and has taken the team to back-to-back NCAA regionals for the first time in 15 years. After tying the 2010 team for the most wins (43) in a season since 1999 and advancing to its first super regional since that same season, Auburn's 2018 team finished the year ranked No. 9 by USA TODAY, marking the program's highest ranking to end a season since 1998.

In seven seasons at MSU, Thompson made four NCAA regional trips, two Super Regionals, won the SEC Tournament and advanced to the College World Series finishing as NCAA runner-up in 2013. In three of the last four seasons, the Bulldogs' staff ERA finished no higher than 3.06. Thompson's 2013 pitching staff was one of two nationally to finish in the top 15 in ERA, strikeouts per nine innings and hits allowed per nine innings.

In addition to his experience at Auburn and Mississippi State, Thompson also spent five seasons at Georgia from 2002-05, including a trip to the College World



Series in 2004. While there he guided the development of future Major Leaguers Josh Fields, Mitchell Boggs and Brooks Brown.

Thompson launched his coaching career as pitching coach and top assistant at Huntingdon College (Ala.) in 1993, before returning to his alma mater in Birmingham, where he helped lead the Panthers to back-to-back Southern States Conference championships and in 1995 coached BSC to its first NAIA World Series berth.

Thompson left BSC briefly to serve as head coach at Jefferson State Community College in Birmingham in 1997. While at JSCC, he was honored as the Regional Tournament Coach of the Year, the ABCA Alabama Junior College Coach of the Year and the Southeast Region Coach of the Year after guiding JSCC to a 39-21 mark, the AJCAA Region 22 State Championship and a third-place finish in the NJCAA Division II World Series.

He returned to Birmingham-Southern as top assistant the following season, beginning a four-year run during the most successful span in BSC baseball history. The Panthers won 196 games, four TranSouth Conference Championships and made three-consecutive appearances in the NAIA World Series. BSC's 2001 team posted a school-best 55-11 mark and captured the NAIA National Championship.

In 2002, Thompson joined the SEC baseball coaching fraternity as a pitching coach and recruiting coordinator at Georgia and has been a part of the league for the past 17 seasons.

Thompson currently serves as the large-school representative for the Alabama Baseball Coaches Association and is an All-American committee member representing the South region for the ABCA.

Thompson prepped at Amory (Miss.) High School and later starred as a pitcher at Itawamba (Miss.) Community College from 1989-90. On Oct. 25, 2014, Thompson was inducted into the ICC Athletic Hall of Fame.

He earned a bachelor's degree in history at BSC in 1992 and completed a master's degree in sports administration at UAB in 1996. He is married to the former Robin Ashe of Birmingham, Ala., and they are the parents of three daughters --- Anna, Olivia and Madelyn Gail.

NATIONAL POLLS

NEWS & NOTES

BASEBALL AMERICA

Apr. 22

1. UCLA
2. Stanford
3. Georgia*
4. Oregon State
5. Vanderbilt*
6. Arkansas*
7. Louisville
8. UC Santa Barbara
9. Mississippi State*
10. Texas A&M*
11. East Carolina
12. Georgia Tech*
13. Arizona State
14. LSU*
15. Texas Tech
16. N.C. State
17. North Carolina
18. West Virginia
19. UC Irvine
- 20. AUBURN**
21. Tennessee*
22. Oklahoma State
23. Ole Miss*
24. Baylor
25. Indiana

D1 BASEBALL

Apr. 22

1. UCLA
2. Oregon State
3. Stanford
4. Georgia*
5. Vanderbilt*
6. Texas A&M*
7. Louisville
8. Arkansas*
9. Mississippi State*
10. UC Santa Barbara
11. Georgia Tech*
12. East Carolina
13. LSU*
14. N.C. State
15. Arizona State
16. North Carolina
17. West Virginia
18. Texas Tech
19. Ole Miss*
20. Tennessee*
21. Baylor
22. Oklahoma State
23. Indiana
24. Miami
- 25. AUBURN**

USA TODAY

Apr. 22

1. UCLA
2. Oregon State
3. Stanford
4. Vanderbilt*
5. Georgia*
6. Louisville
7. Arkansas*
8. Mississippi State*
9. UC Santa Barbara
10. Texas A&M*
11. Arizona State
12. East Carolina
13. Georgia Tech*
14. N.C. State
15. North Carolina
16. LSU*
17. Texas Tech
18. Tennessee*
19. Ole Miss*
20. West Virginia
- 21. AUBURN**
22. Baylor
23. Oklahoma State
24. Miami
25. Indiana

NCBWA

Apr. 22

1. UCLA
2. Stanford
3. Oregon State
4. Vanderbilt*
5. Georgia*
6. Louisville
7. Arkansas*
8. UC Santa Barbara
9. Texas A&M*
10. Mississippi State*
11. East Carolina
12. North Carolina
13. Arizona State
14. LSU*
15. N.C. State
16. Georgia Tech*
17. Texas Tech
18. Baylor
19. Ole Miss*
20. West Virginia
21. Tennessee*
22. Miami
- 23. AUBURN**
24. UC Irvine
25. Oklahoma State
26. Indiana
27. TCU
28. Creighton
29. BYU
30. Michigan

PERFECT GAME

Apr. 22

1. UCLA
2. Oregon State
3. Stanford
4. Georgia*
5. Vanderbilt*
6. Arkansas*
7. UC Santa Barbara
8. Texas A&M*
9. LSU*
10. Louisville
11. Mississippi State*
12. East Carolina
13. N.C. State
14. North Carolina
15. Texas Tech
16. Georgia Tech*
17. Ole Miss*
18. Arizona State
- 19. AUBURN**
20. Tennessee*
21. UC Irvine
22. West Virginia
23. Oklahoma State
24. Indiana
25. Louisiana Tech

COLLEGIATE BASEBALL

Apr. 22

1. UCLA
2. Stanford
3. Oregon State
4. Georgia*
5. Vanderbilt*
6. UC Santa Barbara
7. Louisville
8. Arkansas*
9. Mississippi State*
10. Arizona State
11. East Carolina
12. North Carolina
13. Texas A&M*
14. N.C. State
15. LSU*
16. Oklahoma State
17. Georgia Tech*
18. Louisiana Tech
19. UC Irvine
20. UT Arlington
21. Texas Tech
22. Ole Miss*
23. Baylor
24. Indiana
25. Duke
26. Miami
27. Florida State
28. Florida Atlantic
29. BYU
30. West Virginia

AUBURN IN THE POLLS

BA D1 CB NC PG USA

Pre.	17	22	23	19	15	20
2/18	18	22	26	22	15	--
2/25	18	21	29	22	15	--
3/4	17	19	27	18	15	18
3/11	17	18	23	17	15	17
3/18	16	12	12	14	7	12

BA D1 CB NC PG USA

3/25	18	15	13	13	10	12
4/1	18	15	14	17	10	15
4/8	22	22	23	22	18	19
4/15	24	NR	NR	26	22	23
4/22	20	25	NR	23	19	21

UP NEXT

• Auburn travels from Jacksonville to Nashville as the Tigers are set to take on No. 4 Vanderbilt (31-9, 12-6 SEC) in a three-game series from Thursday-Saturday.

SCOUTING THE GAMECOCKS

• Jacksonville State enters the weekend with a 21-17 overall record and is tied with Belmont for first in the Ohio Valley Conference with a 12-6 record.

• The Gamecocks have won four straight weekend series and are 10-3 in the last 13 games.

• Offensively, Jacksonville State is hitting .267 as a team and is led by Nic Gaddis' .343 clips and eight home runs. Alex Webb is also hitting north of the .300 mark with a .304 batting average.

• On the mound, the Gamecocks have turned in a 4.55 ERA. Christian Edwards leads the team with 18 appearances and seven saves. He has posted a 3.10 ERA.

AUBURN IN THE MIDWEEK

• Auburn is 6-4 in midweek games this season.

• The Tigers won the first six midweek contests by a combined score of 56-19.

• The team has dropped the last four midweeks, including a contest vs. Jacksonville State on Apr. 9, by a score of 18-37.

LATE-INNING LEAD

• Auburn's 15-inning game vs. Arkansas on Apr. 5 marked the team's first loss when leading after seven innings this season.

• Auburn is 22-1 when leading after seven and 26-0 when leading after eight this season.

• The Tigers are 107-9 when ahead after seven and 125-6 when ahead after eight under head coach Butch Thompson.

• Conversely, Auburn is 1-10 when trailing after seven and 0-13 when trailing after eight this season. The Tigers are 8-72 and 2-78, respectively, under Coach Thompson.

TURNING BACK THE CLOCK

• Auburn has won 106 games dating back to the start of the 2017 season, and the team's 80 wins from 2017-18 marked the most wins since winning 87 games from 1999-2000.

• The Tigers are one of eight teams in the SEC with 100 or more wins since 2017, joining Florida (127), Arkansas (123), LSU (117), Mississippi State (111), Texas A&M (110), Ole Miss (107) and Vanderbilt (102) on the list.

MAGIC NUMBER: FOUR

• Auburn is 24-5 when scoring four or more runs this season and 2-9 when scoring three runs or fewer.

• In four seasons under Coach Thompson, the team is 116-38 when scoring four or more runs and 13-58 when scoring three runs or fewer.

OFFENSE WINS CHAMPIONSHIPS

• Auburn is 15-2 when it has outit its opponents this season and 49-2 when doing so since the start of last year.

• Conversely, the Tigers are 13-29 when being outit over the past two seasons.

FLARE FOR THE DRAMATIC

- Auburn has played in four extra-inning games, totaling 51 innings of action this season (2-2).
- The four extra-inning games are just two shy of the number of extra-inning games in the last two seasons combined.

CONOR IN THE CLUTCH

- After homering twice in a game for the first time in his career Friday, Conor Davis delivered the walk-off single in the bottom of the 10th inning in the series-clinching win against Ole Miss Saturday.
- The walk-off marked the second of Davis' career. He also hit a walk-off three-run home run in the bottom of the ninth inning of a series-clinching win vs. South Carolina in 2017.
- Saturday's single was Davis' third go-ahead hit this season. He hit a grand slam to break a 4-4 tie at UAB and a RBI double to break a 3-3 tie vs. Arkansas.

FITTS RIGHT IN

- Richard Fitts earned his second SEC win after tossing 4.1 scoreless innings and striking out a season-high four hitters vs. Ole Miss Thursday.
- Fitts first career SEC win came after throwing 5.0 scoreless innings in a series-clinching win at South Carolina earlier this season.

BIG-HIT BLISS

- Ryan Bliss hit the go-ahead RBI single in the seventh inning of Saturday's decisive game vs. Ole Miss before the Rebels battled back to force extra innings.
- Bliss then dropped down a perfect bunt to load the bases with nobody out in the 10th inning to set up the eventual game-tying and game-winning runs.
- In the last three SEC series, Bliss has accounted for four game-tying or go-ahead runs.
 - Arkansas (4/5 - game one): game-tying, two-RBI single in 6th
 - Arkansas (4/5 - game two): go-ahead RBI double in 7th; game-tying sac fly in 12th
 - Ole Miss (4/20): go-ahead RBI single in 7th

RUN AT YOUR OWN RISK

- Judd Ward threw out a pair of runners in the weekend series at Texas A&M, marking his fourth and fifth outfield assists this season.
- Four of Ward's five outfield assists have cut down a run at the plate, including four in the seventh inning or later.

MR. RELIABLE

- After not playing in last year's season opener, Steven Williams has started in 105 consecutive games, becoming the first Auburn player to start in 100 or more straight games since Anfernee Grier started in 126 straight games from 2014-16.

CANADIAN CRUSHER

- Edouard Julien leads the team with 39 RBI and has driven in multiple runs in 14 games this season and 32 games in his career.
- Julien broke Frank Thomas' freshman RBI record and led the SEC and all freshmen nationally with 69 RBI a season ago.
- He drove in 101 runs in his first 94 games at Auburn, becoming the fifth fastest Auburn player to reach 100 RBI:
 1. Tim Hudson - 78 games
 2. Gabe Gross - 86 games
 3. Frank Thomas - 89 games
 4. Todd Faulkner - 90 games
 5. Edouard Julien - 94 games

THE DOCTOR WILL SEE YOU NOW

- Tanner Burns was named the SEC Pitcher of the Week, the NCBWA and Perfect Game/Rawlings National Pitcher of the Week, and the Golden Spikes Award Performer of the Week after tossing a complete-game shutout and matching the Auburn single-game record with 15 strikeouts vs. Cincinnati on Mar. 1.
- He didn't allow a run in three-plus starts and 23.0 IP while striking out 34 batters and issuing two walks from Mar. 1-22.

HE'S BAAAACCCCKKKK

- Sophomore lefty Jack Owen made his first appearance since Mar. 16 and turned in 2.1 scoreless, hitless innings vs. Ole Miss Saturday.
- Prior to missing four weeks with shoulder tendinitis, Owen was named the SEC Pitcher of the Week after turning in a complete-game shutout vs. UTSA on Mar. 9.
- Owen didn't allow a run in 20.2 innings prior to his start vs. Tennessee and set the program record with 28.2 innings without allowing an earned run dating back to last season.

CONSECUTIVE SCORELESS INNINGS

Name	Dates	IP
1. Jack Owen	5/22/18-3/16/19	28.2 #
2. John Powell	5/19-6/4/94	27.1 #
3. Keegan Thompson	5/15/15-3/10/17	25.0 #
4. Keegan Thompson	2/17-3/10/17	23.2 ^
5. Tanner Burns	3/1-pres.	23.0
6. Bryan Woodall	2/9-23/07	21.2 # ^
Chris Morrison	3/18-4/2/95	21.2 #
Joe Beckwith	2/26-3/17/96	21.0 ^
9. Jack Owen	2/23-3/17/19	20.2
10. Michael Nix	3/23-4/15/03	20.1

includes unearned runs | ^ to begin a season

MIDSEASON FORM

- Tanner Burns has been named a Midseason All-American by D1 Baseball and Perfect Game.
- He was also named to the Golden Spikes Award Midseason Watch List, marking the fourth straight season an Auburn player has earned the recognition - Anfernee Grier (2016), Keegan Thompson (2017), and Casey Mize (2017-18).

HOMETOWN HERO

- Auburn High School product Brooks Fuller has made four straight SEC starts dating back to Saturday at South Carolina and is 1-1 with a 3.32 ERA in those outings.
- In his last two SEC starts, Fuller handed Texas A&M its first shutout loss of the season after throwing 6.0 scoreless innings and struck out a season-high six batters vs. Ole Miss.
- Fuller leads the team with a 3.08 ERA in SEC play. He is holding conference opponents to a .226 batting average against.

BULL MENTALITY

- Cody Greenhill leads the team and ranks tied for third in the SEC with nine saves, which are the most by an Auburn player since 2015.
- Five of Greenhill's nine saves have come on the road, including four in SEC road games, and he leads the conference with seven saves in league games.
- Outside of his second outing of the weekend at Mississippi State, Greenhill has posted a 1.72 ERA (six ER in 31.1 IP).

FREEBIES

- Teams that issues the fewer amount of free bases - walk, intentional walk, hit-by-pitch, wild pitch, passed ball, balk or error - in games this season are 26-11.

SHUTTING 'EM OUT

- Auburn ranks second in the country with seven shutouts this season.
- The Tigers seven shutouts are already two more than last season and are tied for the fifth most in a single-season in program history. The single-season record is nine in 1988.
- The Tigers didn't allow a run in 33.1 innings from Mar. 6-9, marking a program record in the category.

PUTTING 'EM IN MOTION

- Auburn has stolen 52-of-62 bases this season, which is already two more than the team's total last year.
- The Tigers stole 26 straight bases from Feb. 19-Mar. 17, marking the longest streak of successful stolen bases since stealing 32 straight bases in 2002.
- The team's six stolen bases in the series finale vs. Tennessee were the most in a game since 2016, and the 11 stolen bases in the series were the most in a series in the Stat Crew era (1993). They were also the most in a three-game span since 2012.
- Eleven players, including all nine members of Auburn's regular starting lineup, have stolen a base this season.

15-INNING MARATHON

- Auburn's 15-inning contest vs. Arkansas is tied for the fourth longest game in program history.
- The game lasted 5:40, which is second in game duration behind the 15-inning Auburn vs. Alabama game in 2017 (6:36).
 1. 20 innings - at Florida (4/22/72)
 2. 17 innings - vs. Arkansas (5/19/94)
 3. 16 innings - at Troy (4/25/07)
 4. 15 innings - vs. Arkansas (4/5/19)
15 innings - vs. Alabama (5/7/17)
15 innings - at Mississippi State (3/22/87)

WILD WILD WEST

- Entering the seventh weekend of conference play, six of the seven teams in the SEC West are separated by two games or fewer.

CONFERENCE SLATE

- Five of Auburn's first six SEC series have come against a ranked team, and the Tigers are 8-7 in those contests.
- Three of the remaining four conference series are also against teams that currently rank in the top 20 of the most recent coaches poll.
- Eight of the team's 10 conference series this season are against NCAA Regional teams from a year ago, including four NCAA Super Regional teams and two teams that advanced to the College World Series in Arkansas and Mississippi State.
- The Tigers five road trips in league play are to Mississippi State, South Carolina, Texas A&M, Vanderbilt and LSU. All Five teams made the 2018 NCAA Tournament and three - Mississippi State, South Carolina and Vanderbilt - advanced to a super regional.

CORE POWER

- The Tigers returned 41 home runs between the core trio of Edouard Julien (17), Will Holland (12) and Steven Williams (12). The 41 home runs between the three players were the most among any returning trio in the SEC this season.
- Julien, Holland and Williams also drove in a combined 172 runs last season, totaling 16 more RBI than any other returning trio in the SEC this season.

SUPER SOPHOMORES

- Auburn had four Freshman All-America and SEC All-Freshman Team honorees a season ago in Tanner Burns, Cody Greenhill, Edouard Julien and Steven Williams.
- The four freshmen All-Americans were the most in program history and tied with Vanderbilt for the most in the country last year.

THE GABE GROSS EFFECT

- In its first season under hitting coach Gabe Gross, Auburn set a program record for hit-by-pitches (84) and ranked in the top 10 in program history in a number of additional offensive categories.
 - Home runs: 73; 5th
 - Walks: 309; 5th
 - RBI: 423; 8th
 - Runs: 467; 8th
 - Extra-base hits: 201; 10th
 - Total bases: 977; 10th

WEALTH OF EXPERIENCE

- The team's 43 returning home runs were the most entering a season since 2011 (62) and its 214 RBI were the most since 2016 (246).
- The Tigers also brought back 156 appearances, 25 wins, 362.0 innings pitched and 330 strikeouts. Those were the highest totals returning since 2016, 2014, 2014 and 2012, respectively.

PRESEASON RECOGNITION

- Burns and Holland garnered a wealth of preseason recognition, including becoming the first Auburn duo to be named to the Golden Spikes Award preseason watch list in the same season.
- Burns: Preseason First Team All-SEC, Golden Spikes Award preseason watch list, Second Team Preseason All-American by D1 Baseball, Third Team Preseason All-American by Collegiate Baseball.
- Holland: Golden Spikes Award preseason watch list, Second Team Preseason All-American by Perfect Game, Third Team All-American by D1 Baseball and NCBWA.

PACKED HOUSE

- Auburn sold a record number of season tickets in 2019 (2,163), which surpassed its previous record of 1,991 tickets sold a season ago.
- The Tigers have welcomed 78,535 fans through the gates of Plainsman Park this season, which ranks 13th in the country.
- The team's average attendance of 3,272 is good for 16th in the nation.

BIG LEAGUE TIGERS

- In 2018, former Auburn pitcher Trey Wingenter became the 51st player in Auburn history to appear in the Major Leagues. He made his MLB debut for the San Diego Padres on Aug. 7, 2018.
- Wingenter is one of three former Tigers to open the 2019 season on a big league roster, joining Josh Donaldson (Braves) and Garrett Cooper (Marlins). Grant Dayton is also on the Braves' 40-man roster but is currently inactive.

TIGERS IN THE DRAFT

- Auburn had seven players selected in the 2018 MLB Draft, including the program's first No. 1 overall draft pick in Casey Mize.
- The seven players drafted were the most in a season since 2010 (11) and tied for the second most in program history.
- The Tigers have had multiple players drafted every year since 2006 and at least one player selected for 44 straight years, which is tied for the longest streak in the SEC.

TAKE 'EM TO SCHOOL

- Auburn has 11 players on its team that chose to attend Auburn rather than sign a professional contract, including four freshmen from the 2018 draft in June.

Player	Year	Round	Team	
Ryan Bliss	2018	30th	Boston	
Tanner Burns	2017	37th	NY (AL)	
Davis Daniel	2018	11th	Milwaukee	
		2016	34th	Chicago (NL)
Peyton Glavine	2017	37th	LA (AL)	
Ryan Hoerter	2017	36th	Pittsburgh	
Kason Howell	2018	20th	Boston	
Edouard Julien	2017	37th	Philadelphia	
Garrett Wade	2018	38th	Tampa Bay	
Devin Warner	2018	30th	Arizona	
Ryan Watson	2016	39th	LA (NL)	
Steven Williams	2017	35th	NY (AL)	

THE LAST TIME...

BATTING SUPERLATIVES

5 hits in a game Anfernee Grier at Kennesaw St. [5-for-6] (4/12/16)
 6 hits in a game Tyler Johnstone vs. Elon [6-for-7, 2B, 3B] (2/25/05)

Reached base 6 times Edouard Julien vs. Alabama A&M [3-3, 1 BB, 2 HBP] (4/3/18)

4 runs in a game Will Holland at Alabama (G2 - 4/21/18)
 5 runs in a game Edouard Julien vs. Alabama A&M (4/3/18)
 6 runs in a game never

10-game hitting streak Ryan Bliss, 10 games, (2/17-3/5/19)
 15-game hitting streak Jonah Todd, 16 games, (4/8-5/7/17)
 20-game hitting streak A. Grier, 22 games, (5/31/15-3/22/16)
 25-game hitting streak Justin Fradejas, 27 games (3/23-5/7/10)
 30-game hitting streak Casey Dunn, 31 games (2/22 [G1]-4/15/97)

3 doubles in a game Jordan Ebert vs. Southern (2/26/16)
 4 doubles in a game Ken Dempsey vs. Georgia (1971)

2 triples in a game Jay Gonzalez vs. Alabama State (2/28/12)
 3 triples in a game never

2 home runs in one game Conor Davis vs. #17 Ole Miss (4/19/19)
 3 home runs in one game Tony Caldwell at Kentucky (4/9/11)

7 RBI in a game Steven Williams vs. Longwood (2/17/18)
 8 RBI in a game Justin Bryant at Georgia (3/19/10)
 9 RBI in a game Hunter Morris at Georgia (3/21/10)
 10 RBI in a game Bob Berry vs. Huntington (4/15/82)

Grand slam home run Conor Davis at UAB (3/20/19)
Inside-the-park home run Edouard Julien vs. Georgia Southern (2/17/19)
 HR to begin game Will Holland at #5 Ole Miss (5/12/18)
 Two HR in one inning Dan Glevenyak at Jacksonville State (8th) (5/7/13)
HR in consecutive at-bats Edouard Julien vs. Alabama A&M (2/20/19)
HR in three consecutive at-bats Edouard Julien vs. Alabama A&M/UCF (2/20-22/19)
HR in consecutive games Steven Williams vs. at UCF vs. Cincinnati (2/24-3/1/19)
 HR in three consecutive games Brendan Venter (5/5-7/18)
 HR in three consecutive SEC games Trent Mummy (4/17-23/10)
 HR in four consecutive games Joseph Sanders (5/10-15/08)
 HR in four consecutive SEC games Mike Bianucci (5/2-9/08)
 HR in five consecutive games Tim Lemons (4/6-10/85)
 Walk-off HR Conor Davis vs. # 6 South Carolina (4/2/17)
 Pinch-hit HR Edouard Julien vs. BYU (G1 - 3/3/18)
 Pinch-hit grand slam Edouard Julien vs. BYU (G1 - 3/3/18)
 HR in first at-bat of season Steven Williams vs. Longwood (2/17/18)
 HR in both games of DH Dylan Ingram at #7 Mississippi St. (4/29/17)

Hit for the cycle Clete Thomas [3B, 1B, 1B, HR, 2B] vs. Arkansas (4/3/05)

Hit from both sides of plate in same inning Damon Haecker [5th inn.] vs. Jacksonville St. (3/15/17)
 Two hits in same inning Josh Anthony [HR, 2B] vs. Army (6/2/18)

Stole home Justin Hargett vs. Davidson (Gm 2) [4th] (G1 - 3/3/10)
Stole two bases in a game Kason Howell at South Carolina (3/30/19)
 Stole three bases in a game Anfernee Grier vs. Southern (2/26/16)

Hit by a pitch 2 times in a game Matt Scheffler vs. #9 Arkansas (2) (G2 - 4/5/19)
 Hit by a pitch 3+ times in a game Dan Glevenyak at Alabama (4) (4/11/14)

Scored 20 or more runs 20 at Alabama (G2 - 4/21/18)
 Scored 25 or more runs 25 vs. Longwood (2/17/18)
 Scored 30 or more runs 32 vs. Troy (3/2/94)

Scored 5 runs in an Inning 5, vs. UTSA (1st) (3/9/19)
Scored 6 runs in an Inning 6, at South Carolina (2nd) (3/31/19)
Scored 7 runs in an Inning 7, at #4 Mississippi State (4th) (3/24/19)
Scored 8 runs in an Inning 8, at UAB (5th) (3/19/19)
 Scored 9 runs in an Inning 9, vs. Army (5th) (6/2/18)
 Scored 10+ runs in an Inning 11, at Alabama (8th) (G1 - 4/21/18)
 Recorded 10+ hits in an Inning 11, vs. Furman (5th) (2/12/00)
 Scored in every inning vs. Coppin State (3/18/14)

Recorded 15-19 hits 18, vs. UT Martin (3/5/19)
Recorded 20 or more hits 21, at #4 Mississippi State (3/24/19)

Hit 3 or more home runs in an inning 3, vs. Northeastern (6th) (G1 - 3/10/18)
Hit 3 or more home runs in a game 3, vs. #17 Ole Miss (4/19/19)
 Hit 5 or more home runs in a game 6, vs. Northeastern (G1 - 3/10/18)
 Hit 7 or more home runs in a game 7, vs. Mississippi State (5/8/10)
Hit back-to-back home runs S. Williams & R. Woley at #4 Mississippi State (6th) (3/22/19)
 Hit back-to-back-to-back home runs B. Fletcher, H. Morris & K. Patterson vs. Mississippi State (5th) (5/8/10)

Had 5 doubles 5, vs. N.C. State (6/3/18)
 Had 6 doubles 6, vs. Georgia Tech (3/13/18)
 Had 7 doubles 7, vs. Alabama A&M (3/1/16)
 Had 8 doubles 8, vs. BYU (G1 - 3/3/18)
 Had 9+ doubles 10, vs. Tennessee (5/15/10)

Stole 5 bases in a game 5, vs. Bethune-Cookman (5/6/14)
Stole 6 bases in a game 6, vs. #21 Tennessee (3/17/19)
 Stole 7 bases in a game 7, vs. Presbyterian (5/8/12)
 Stole 8 bases in a game 8, vs. Alcorn State (2/22/12)

Walked 10+ times 11, vs. #9 Arkansas (G2 - 4/5/19)
 Did not strike out in a game vs. Belmont (3/11/12)

PITCHING SUPERLATIVES

INDIVIDUAL
 Nine-inning no-hitter Casey Mize vs. Northeastern (3/9/18)
 Nine-inning no-hitter (combined) Mike Mueller [2.0], Lee Carter [1.0], Brandon Channell [1.0], Reid Price [1.0], Andrew Skinner [1.0], Arnold Hughey [1.0], Ken Clayton [1.0], Cory Duettt [0.2], Sean Jones [0.1] vs. UAB (3/19/02)

Seven-inning no-hitter Jason Johnson vs. LaGrange College (4/30/91)

Nine-inning perfect game Eric Brandon vs. Murray State (3/2/02)
 Seven-inning perfect game Jason Johnson vs. LaGrange College (4/30/91)

Nine-inning one-hitter (individual) Keegan Thompson vs. Presbyterian (3/1/14)
 Nine-inning one-hitter (combined) Justin Camp [6.2], Terrance Dedrick [1.1], Jay Wade [0.2], Rocky McCord [0.1], at Kennesaw St. (3/11/14)
 Five-inning one-hitter Kevin Davis [3.2], Jacob Milliman [1.1], vs. Radford (2/22/15)

Nine-inning two-hitter Tanner Burns [9.0] vs. Cincinnati (3/1/19)

Complete game Jack Owen vs. UTSA (3/9/19)
Complete game shutout Jack Owen vs. UTSA (3/9/19)
 Consecutive complete games K. Thompson vs. Arkansas & LSU (4/4 & 4/11/15)

Struck out 10 batters 10 by Tanner Burns vs. UTSA (3/8/19)
 Struck out 11 batters 11 by Casey Mize vs. Army (6/2/18)
 Struck out 12 batters 12 by Casey Mize at Kentucky (3/23/18)
 Struck out 13 batters 13 by Casey Mize vs. Texas A&M (3/16/18)
Struck out 15 batters 15 by Tanner Burns vs. Cincinnati (3/1/19)

TEAM
Struck out 15+ batters Garrett Wade [8], Kyle Gray [2], Elliott Anderson [6] at South Alabama (3/12/19)
Struck out 20+ batters Brooks Fuller [4], Ryan Watson [4], Elliott Anderson [3], Cody Greenhill [4], Carson Skipper [3], Garrett Wade [2] vs. Ga State, at Missouri (4/5-7/16)
 Struck out 15 batters consecutive games 7-0 at #12 Texas A&M (4/13/19)
Shut out an opponent 6-0 vs. UTSA / 5-0 vs. UTSA (3/8-9/19)
Consecutive shutouts 2-0 vs. UT Martin / 6-0 vs. UTSA / 5-0 vs. UTSA (3/6-9/19)
Three straight shutouts 7-0 at #12 Texas A&M (4/13/19)
Shut out an SEC opponent 7-0 at #12 Texas A&M (4/13/19)
Shut out an SEC opponent on the road 5-0 and 4-0 at Miss. State (3/27-28/15)
 Consecutive SEC shutouts 5-0 and 4-0 at Miss. State (3/27-28/15)
 Consecutive SEC shutouts on the road 4-0 at #12 Texas A&M (4/12/19)
Was shut out vs. #24 Missouri (4/1/18)
 Was held to one hit vs. #13 Arkansas (5/25/17)
 Was no hit

FIELDING SUPERLATIVES
 2 errors in a game Josh Anthony vs. Texas A&M (3/17/18)
 3 errors in a game Luke Jarvis vs. Presbyterian (3/11/17)
 4 errors in a game Brett Burnham at Alabama (4/5/00)

3 double plays turned in a game vs. Alabama A&M (4/3/18)
 4 double plays turned in a game vs. Georgia Tech (4/4/17)
 5 double plays turned in a game never

Triple play (Auburn) vs. Memphis (5/22/78)
 Triple play (Opponent) at Florida [4th] (3/15/08)

Threw a runner out at HP to end game Will Holland vs. Presbyterian (3/12/17)

MISC. SUPERLATIVES
Won 10 or more consecutive games 15 (2/24-3/22)
Won 15 or more consecutive games 15 (2/24-3/22)
Won 8 or more consecutive SEC games 9 (4/1-21/95)
Lost 5 or more consecutive games 7 (5/6-5/13/17)

Home winning streak 21 (1964-66)
 Road winning streak 14 (1967/1995)
 Season-opening winning streak 17 (2/7-3/5/97)

Extra-innings victory 6-5, 10 innings vs. #17 Ole Miss (4/20/19)
Extra-innings loss 6-9, 15 innings vs. #9 Arkansas (G2 - 4/5/19)

Swept a 3-game series vs. #21 Tennessee (3/15-17/19)
 Swept a road series at Alabama (4/20-21/18)
 Swept a road SEC series at Alabama (4/20-21/18)
Swept a SEC series vs. #21 Tennessee (3/15-17/19)
 Swept a 4-game series Maine (2/15-17/13)
Swept a doubleheader vs. UTSA (3/9/19)

Allowed 3 runs or fewer in a series 3 vs. UTSA (3/8-9/19)
 Allowed 3 runs or fewer in a SEC series 3 vs. Miss. State (3/27-29/15)
Allowed 4 runs or fewer in a series 3 vs. UTSA (3/8-9/19)
 Allowed 4 runs or fewer in a SEC series 4 vs. Georgia (4/23-25/15)
 Allowed 3 runs or fewer in a road series 3 vs. Miss. State (3/27-29/15)
 Allowed 3 runs or fewer in a SEC road series 3 vs. Miss. State (3/27-29/15)

Overcome a deficit of 7+ runs 7 runs, [7-0, 12-8] vs. Florida A&M (2/22/17)

Won a 1-0 game vs. Mercer (5/30/15) [NCAA Regional]
 Lost a 1-0 game vs. Ohio State (2/15/14)

Walk-off win vs. #17 Ole Miss (10 inn.) (4/20/19)
 Walk-off loss at #1 Florida (11 inn.) (6/11/18)

40 • GARRETT WADE LHP

6-2 • 205 • FR • Hartselle, Ala. • Hartselle
 • Named a 2017 Under Armour All-American and the 2018 Alabama Gatorade Player of the Year
 • Drafted in the 38th rd of the 2018 MLB Draft by Tampa Bay

CAREER STATISTICS

YEAR	ERA	W-L	G/S	IP	H	R	ER	BB	K	BAA
2019	5.28	3-0	11/7	29.0	31	22	17	25	36	.274

SEASON HIGHS

Innings: 5.0, two times
Hits: 6, vs. JSU (4/9)
Runs: 5, vs. JSU (4/9)
Earned Runs: 5, vs. JSU (4/9)
Strikeouts: 8, two times
Walks: 5, vs. UA (3/26)
Pitches: 91, at USA (3/12)

37 • RYAN WATSON RHP

6-5 • 215 • JR • Auburn, Ala. • Auburn
 • Set to make his first start of the season Tuesday
 • Has struck out 15 batters in his last 10.0 IP
 • Didn't allow a run in a career-best 6.1 innings (3/30-4/9)

CAREER STATISTICS

YEAR	ERA	W-L	G/S	IP	H	R	ER	BB	K	BAA
2017	5.17	1-1	22/2	31.1	39	21	18	11	22	.298
2018	4.76	0-0	7/2	11.1	13	6	6	5	9	.310
2019	5.48	0-1	13/0	21.1	25	13	13	8	20	.309
TOTAL	5.20	1-2	42/4	64.0	77	40	37	24	51	.303

CAREER HIGHS

Innings: 3.1, three times
Hits: 5, two times
Runs: 5, at Mississippi State (3/23/19)
Earned Runs: 5, at Mississippi State (3/23/19)
Strikeouts: 4, two times
Walks: 3, two times
Pitches: 60, vs. Memphis (3/14/18)

SEASON HIGHS

Innings: 3.1, vs. GS (2/16)
Hits: 4, two times
Runs: 5, at MSU (3/23)
Earned Runs: 5, at MSU (3/23)
Strikeouts: 4, two times
Walks: 3, at GT (4/16)
Pitches: 45, at GT (4/16)

BIG INNINGS

Innings with four or more runs

AUBURN - 14

Date	Opponent	Inn.	Batters	R	H	E	Score
2/15	Georgia Southern	1	10	5	4	1	5-1
2/16	Georgia Southern	3	8	4	4	1	4-0
2/19	Alabama A&M	3	9	4	2	2	5-1
2/24	at UCF	4	7	4	4	0	9-6
3/2	Cincinnati (G2)	1	8	4	2	1	4-2
3/5	UT Martin	3	9	4	6	0	5-6
3/8	UTSA	3	8	4	3	1	4-0
3/9	UTSA (G2)	1	8	5	5	0	5-0
3/16	Tennessee	5	9	4	3	0	5-1
3/19	at UAB	5	13	8	5	1	8-4
3/24	at Mississippi State	3	9	4	6	0	4-2
3/24	at Mississippi State	4	11	7	6	2	11-5
3/31	at South Carolina	2	9	6	3	0	6-1
4/13	at Texas A&M	9	9	4	4	0	7-0

Record with a big inning: 11-2
Record without a big inning: 15-12

OPPONENT - 12

Date	Opponent	Inn.	Batters	R	H	E	Score
2/24	at UCF	2	8	4	5	1	3-5
3/19	at UAB	2	8	4	2	1	0-4
3/22	at Mississippi State	1	9	4	3	0	0-4
3/23	at Mississippi State	1	10	5	4	2	0-5
3/23	at Mississippi State	8	11	7	6	0	2-15
3/24	at Mississippi State	5	7	4	3	0	11-10
3/24	at Mississippi State	8	8	5	4	0	15-20
4/2	GEORGIA TECH	4	9	4	2	0	5-3
4/2	GEORGIA TECH	8	9	4	2	0	9-3
4/9	JACKSONVILLE STATE	4	9	6	6	0	6-6
4/9	JACKSONVILLE STATE	7	10	5	2	0	6-11
4/14	at Texas A&M	4	7	4	4	0	1-4

Record when allowing a big inning: 3-5
Record when not allowing a big inning: 23-9

AUBURN IN THE NATIONAL AND SEC RANKINGS

(As of Apr. 22)

TEAM	TOTAL	NCAA	SEC
Shutouts	7	2	2
9 RYAN BLISS Sacrifice Flies	5	29	3
32 TANNER BURNS Strikeouts	83	16	4
Starts	10	21	3
K/9.0 IP	12.05	34	6
WHIP	0.95	46	7
K-BB ratio	5.19	49	9
20 CODY GREENHILL Saves	9	12	3
10 EDOUARD JULIEN Walks	30	41	3

GAMEDAY EXPERIENCE: SAMFORD STADIUM-HITCHCOCK FIELD AT PLAINSMAN PARK

» Auburn's baseball home for the past 68 seasons, Samford Stadium-Hitchcock Field at Plainsman Park seats 4,096, including 3,227 chairback seats. Auburn's baseball field has been called a renaissance of Camden Yard proportions and received a new 24x64 foot video board, sound system and lighting prior to 2017.



SUPERLATIVES AND MISCELLANEOUS NOTES

STARTS BY POSITION

STARTING PITCHER		
Tanner Burns	10	7-3
Carson Skipper	7	5-2
Garrett Wade	7	4-3
Brooks Fuller	5	3-2
Jack Owen	3	3-0
Kyle Gray	2	1-1
Bailey Horn	2	2-0
Richard Fitts	2	0-2
Davis Daniel	1	1-0
Elliott Anderson	1	0-1

CATCHER		
Matt Scheffler	35	23-12
Chase Hall	5	3-2

FIRST BASE		
Rankin Woley	39	26-13
Brody Moore	1	0-1

SECOND BASE		
Ryan Bliss	38	24-14
Everett Lau	2	2-0

THIRD BASE		
Edouard Julien	39	25-14
Ed Johnson	1	1-0

SHORTSTOP		
Will Holland	38	24-14
Ryan Bliss	2	2-0

LEFT FIELD		
Judd Ward	39	25-14
Conor Davis	1	1-0

CENTER FIELD		
Kason Howell	40	26-14

RIGHT FIELD		
Steven Williams	40	26-14

DESIGNATED HITTER		
Conor Davis	35	21-14
Everett Lau	5	5-0

2019 AUBURN & OPPONENT HIGHS

TEAM BATTING	AUBURN	OPPONENT
Runs in a game	15, two times	20, at MSU (3/24)
Runs in an inning	8, [5th] at UAB (3/19)	7, [8th] at MSU (3/23)
Most Hits in a game	21, at MSU (3/24)	21, at MSU (3/24)
Fewest Hits in a game	3, vs. UTM (3/6)	2, UC (3/1)
Hits in an inning	6, three times	6, two times
2B in a game	4, three times	8, at MSU (3/24)
3B in a game	2, vs. AAMU (2/19)	1, four times
HR in a game	3, three times	4, UCF (2/24)
SB in a game	6, vs. UT (3/17)	4, two times
LOB in a game	16, vs. ARK (4/5)	18, ARK (4/5)
K in a game	13, at SC (2/29)	20, ARK (4/5)
BB in a game	11, two times	13, ARK (4/5)

TEAM PITCHING	AUBURN	OPPONENT
K in a game	20, vs. ARK (4/5)	13, SC (3/29)
BB in a game	13, vs. ARK (4/5)	11, two times
Pitchers used	7, two times	8, UA (3/26)
Total Quality Starts	9	10

TEAM FIELDING	AUBURN	OPPONENT
Errors in a game	3, two times	4, two times
DP turned in a game	2, three times	3, vs. UT (3/16)

IND. BATTING	AUBURN	OPPONENT
Hits in a game	4, Holland vs. UTM (3/5)	5, Harford [UTM] (3/5)
Runs in a game	3, five times	4, three times
2B in a game	2, Woley vs. UC (3/1)	2, two times
3B in a game	1, six times	1, four times
HR in a game	2, two times	2, two times
RBI in a game	5, Lau vs. UTM (3/5)	5, three times
XBH in a game	2, five times	2, nine times
SB in a game	2, seven times	2, Charleston [UT] (3/15)
BB in a game	3, four times	3, six times
HBP in a game	2, three times	2, two times
K in a game	4, Holland vs. ARK (4/5)	4, five times
Hitting Streak	10 g, Bliss (2/17-3/5)	3 g, 23 times
Consec. G w/HR	Williams (2/24-3/1)	Four times

IND. PITCHING	AUBURN	OPPONENT
K by a starter	15, Burns vs. UC (3/1)	8, Lloyd [SC] (3/29)
K by a reliever	8, Owen at UCF (2/23)	7, Magwood [JSU] (4/9)
BB by a starter	5, Wade va. UA (3/26)	5, Linginfelter [UT] (3/16)
BB by a reliever	3, eight times	5, two times
IP by a starter	9.0, two times	8.0, Doxakis [TAMU] (4/12)
IP by a reliever	5.0, Fitts at SC (3/31)	4.2, three times

MISCELLANEOUS	AUBURN
Biggest comeback win	5, two times
Biggest blown lead loss	6, two times
Largest margin of victory	9, two times
Largest margin of defeat	13, at MSU (3/23)
Longest game, Time	5:40, vs. ARK (4/5 - G2)
Longest game, Time (9 inn)	4:11, two times
Shortest game, Time (9 inn)	2:20, UTSA (3/9 - G1)
Longest game, Innings	15, vs. ARK (4/5 - G2)
Largest crowd, Home	4,096, vs. GS (2/16)
Largest crowd, Road	12,343, at MSU (3/23)
Largest crowd, Neutral	7,896 vs. UA at Riverwalk Stadium (3/26)

STARTS BY ORDER

LEADOFF		
Judd Ward	22	13-9
Will Holland	18	13-5

2ND SPOT		
Steven Williams	16	12-4
Kason Howell	14	5-9
Will Holland	9	8-1
Rankin Woley	1	1-0

3RD SPOT		
Edouard Julien	21	13-8
Rankin Woley	14	8-6
Steven Williams	5	5-0

CLEANUP		
Rankin Woley	16	12-4
Edouard Julien	14	8-6
Conor Davis	8	4-4
Steven Williams	2	2-0

5TH SPOT		
Conor Davis	14	8-6
Ryan Bliss	7	6-1
Steven Williams	7	4-3
Edouard Julien	4	4-0
Matt Scheffler	4	1-3
Rankin Woley	3	2-1
Judd Ward	1	1-0

6TH SPOT		
Conor Davis	14	10-4
Ryan Bliss	12	8-4
Rankin Woley	5	3-2
Everett Lau	3	3-0
Steven Williams	3	1-2
Kason Howell	1	1-0
Matt Scheffler	1	0-1
Judd Ward	1	0-1

7TH SPOT		
Kason Howell	17	13-4
Ryan Bliss	12	9-3
Will Holland	7	2-5
Steven Williams	2	0-2
Everett Lau	1	1-0
Matt Scheffler	1	1-0

8TH SPOT		
Judd Ward	14	11-3
Kason Howell	8	7-1
Ryan Bliss	5	1-4
Steven Williams	5	2-3
Will Holland	3	1-2
Everett Lau	3	3-0
Chase Hall	1	1-0
Matt Scheffler	1	0-1

9TH SPOT		
Matt Scheffler	28	21-7
Ryan Bliss	4	2-2
Chase Hall	4	2-2
Will Holland	1	0-1
Ed Johnson	1	1-0
Brody Moore	1	0-1
Judd Ward	1	0-1

HITTING NOTES

2019 MULTI-HIT GAMES

	2	3	4	5+	Total
Rankin Woley	11	2	-	-	13
Conor Davis	10	2	-	-	12
Kason Howell	10	2	-	-	12
Steven Williams	9	2	-	-	11
Ryan Bliss	8	2	-	-	10
Judd Ward	8	2	-	-	10
Edouard Julien	7	2	-	-	9
Matt Scheffler	7	1	-	-	8
Will Holland	6	-	1	-	7
Everett Lau	1	1	-	-	2

CAREER MULTI-HIT GAMES

	2	3	4	5+	Total
Conor Davis	32	6	-	-	38
Will Holland	26	7	2	-	35
Steven Williams	16	8	3	-	27
Edouard Julien	19	6	-	-	25
Judd Ward	13	2	-	-	15
Rankin Woley	11	2	-	-	13
Kason Howell	10	2	-	-	12
Ryan Bliss	8	2	-	-	10
Matt Scheffler	7	1	-	-	8
Everett Lau	1	1	-	-	2

2019 MULTI-RBI GAMES

	2	3	4	5+	Total
Edouard Julien	8	5	1	-	14
Ryan Bliss	6	1	-	-	7
Rankin Woley	6	1	-	-	7
Conor Davis	4	1	1	-	6
Judd Ward	2	1	1	-	4
Will Holland	3	-	-	-	3
Steven Williams	2	1	-	-	3
Chase Hall	1	-	-	-	1
Kason Howell	-	1	-	-	1
Everett Lau	-	-	-	1	1

CAREER MULTI-RBI GAMES

	2	3	4	5+	Total
Edouard Julien	13	12	7	-	32
Conor Davis	15	5	3	1	24
Will Holland	13	7	2	-	22
Steven Williams	9	5	2	1	17
Rankin Woley	6	1	-	-	7
Ryan Bliss	6	1	-	-	7
Judd Ward	4	1	1	-	6
Chase Hall	1	-	-	-	1
Kason Howell	-	1	-	-	1
Everett Lau	-	-	-	1	1

CAREER STARTS

	Career	Consec.
Will Holland	144	10
Conor Davis	121	25
Steven Williams	105	105
Edouard Julien	98	36
Judd Ward	60	27
Ryan Bliss	40	40
Kason Howell	40	40
Rankin Woley	39	7
Matt Scheffler	35	8
Everett Lau	7	-
Chase Hall	5	1
Ed Johnson	1	-
Brody Moore	1	1

TEAM NOTES

Auburn Overall SEC Rankings			Auburn SEC-Only Rankings		
Category	Rank	No.	Category	Rank	No.
Avg.	10th	.262	Avg.	9th	.239
Hits	11th	360	Hits	8th	147
2B	T-10th	66	2B	T-6th	27
HR	13th	28	HR	10th	12
BB	10th	171	BB	T-11th	58

2019 AUBURN HOME RUNS

No.	Player (#)	Opponent (Date)	On	Outs	Inn.	Pitcher
1	Edouard Julien (1)	Georgia Southern (2/17)	0	0	7th	Edwards (R)
2	Edouard Julien (2)	Alabama A&M (2/20)	0	0	5th	Mendoza (L)
3	Judd Ward (1)	Alabama A&M (2/20)	0	0	8th	Figueroa (R)
4	Edouard Julien (3)	Alabama A&M (2/20)	1	2	8th	Figueroa (R)
5	Edouard Julien (4)	at UCF (2/22)	1	0	2nd	Schuermann (L)
6	Conor Davis (1)	at UCF (2/24)	1	0	2nd	Spicer (R)
7	Steven Williams (1)	at UCF (2/24)	1	1	3rd	Spicer (R)
8	Rankin Woley (1)	at UCF (2/24)	0	2	4th	Sinclair (R)
9	Steven Williams (2)	Cincinnati (3/1)	1	1	7th	Shawver (L)
10	Ryan Bliss (1)	Cincinnati (3/2)	0	2	3rd	Batcho (L)
11	Edouard Julien (5)	UT Martin (3/5)	0	1	4th	Cannon (R)
12	Everett Lau (1)	UT Martin (3/5)	2	1	7th	O'Doherty (R)
13	Conor Davis (2)	UT Martin (3/6)	0	2	4th	Bullington (R)
14	Matt Scheffler (1)	UTSA (3/9)	0	2	5th	Foust (R)
15	Conor Davis (3)	at UAB (3/19)	3	2	5th	Wesson (R)
16	Steven Williams (3)	at Mississippi State (3/22)	0	1	6th	Small (L)
17	Rankin Woley (2)	at Mississippi State (3/22)	0	1	6th	Small (L)
18	Steven Williams (4)	at Mississippi State (3/24)	1	0	4th	Price (R)
19	Judd Ward (2)	at Mississippi State (3/24)	2	1	7th	Gordon (R)
20	Will Holland (1)	at South Carolina	1	1	2nd	Shook (R)
21	Edouard Julien (6)	at South Carolina	2	2	2nd	Tringali (R)
22	Will Holland (2)	Arkansas (4/5)	1	0	5th	Noland (R)
23	Edouard Julien (7)	Jacksonville State (4/9)	1	1	1st	Willingham (R)
24	Conor Davis (4)	at Texas A&M (4/13)	1	1	1st	Lacy (L)
25	Edouard Julien (8)	Ole Miss (4/18)	0	2	7th	Myers (R)
26	Conor Davis (5)	Ole Miss (4/19)	0	0	2nd	Nikhazy (L)
27	Will Holland (3)	Ole Miss (4/19)	0	2	4th	Nikhazy (L)
28	Conor Davis (6)	Ole Miss (4/19)	0	0	6th	Nikhazy (L)

AUBURN CAREER HOME RUN BREAKDOWN

	1R	2R	3R	GS	Career	Home	Road	Last
Bliss	1	--	--	--	1	1	0	3/2/19
Davis	3	2	3	1	9	6	3	4/19/19
Holland	10	7	1	--	18	11	7	4/19/19
Julien	7	6	9	3	25	14	11	4/18/19
Lau	--	--	1	--	1	1	--	3/5/19
Scheffler	1	--	--	--	1	1	--	3/9/19
Ward	1	0	1	0	2	1	1	3/24/19
Williams	6	6	3	1	16	8	8	3/24/19
Woley	2	--	--	--	2	--	2	3/22/19

HITTING STREAKS

	Current	'19	Career
Ryan Bliss	1	10	10
Conor Davis	2	7	11
Matt Scheffler	3	7	7
Judd Ward	1	7	7
Edouard Julien	1	6	6
Will Holland	-	5	8
Kason Howell	-	5	5
Steven Williams	-	5	6
Rankin Woley	-	5	5
Ed Johnson	2	2	2
Everett Lau	-	2	2
Brody Moore	1	1	1
Chase Hall	1	1	1
Brett Olson	1	1	1

REACHED BASE STREAKS

	Current	'19	Career
Steven Williams	-	19	25
Kason Howell	17	17	17
Rankin Woley	-	17	17
Matt Scheffler	3	13	13
Judd Ward	4	13	13
Conor Davis	4	12	19
Edouard Julien	1	11	14
Ryan Bliss	6	10	10
Will Holland	2	9	18
Everett Lau	-	5	5
Chase Hall	1	3	3
Ed Johnson	3	3	3
Brett Olson	2	2	2
Brody Moore	1	1	1

BUNT HITS

Player	No.
Ryan Bliss	3
Judd Ward	2
Kason Howell	1
Edouard Julien	1
TOTAL	7

SAC BUNTS

Player	No.
Judd Ward	4
Steven Williams	4
Will Holland	3
Kason Howell	3
Matt Scheffler	2
Ryan Bliss	2
TOTAL	17

SAC FLIES

Player	No.
Ryan Bliss	5
Kason Howell	4
Steven Williams	3
Edouard Julien	3
Rankin Woley	2
Judd Ward	1
Matt Scheffler	1
TOTAL	19

OUTFIELD ASSISTS

Player	No.
Judd Ward	5
Kason Howell	2
Steven Williams	2
TOTAL	9

PINCH HITS

Player	No.
Ed Johnson	1
TOTAL	1

AUBURN 2019 GAME-BY-GAME STARTING LINEUPS

DATE	OPP	1	2	3	4	5	6	7	8	9	SP
2/15	Georgia Southern	Ward	Holland	Williams	Woley	Julien	Davis	Bliss	Howell	Scheffler	Daniel
2/16	Georgia Southern	Holland	Williams	Woley	Julien	Davis	Bliss	Howell	Scheffler	Ward	Burns
2/17	Georgia Southern	Ward	Holland	Williams	Woley	Julien	Davis	Bliss	Howell	Hall	Gray
2/19	Alabama A&M	Ward	Holland	Williams	Woley	Bliss	Howell	Lau	Hall	Johnson	Skipper
2/20	Alabama A&M	Ward	Woley	Williams	Davis	Julien	Bliss	Howell	Lau	Scheffler	Fuller
2/22	at UCF	Ward	Holland	Williams	Woley	Julien	Davis	Bliss	Howell	Scheffler	Burns
2/23	at UCF	Ward	Holland	Julien	Woley	Williams	Davis	Bliss	Howell	Hall	Gray
2/24	at UCF	Ward	Holland	Julien	Woley	Williams	Davis	Bliss	Howell	Scheffler	Horn
3/1	Cincinnati	Ward	Holland	Julien	Woley	Williams	Davis	Bliss	Howell	Scheffler	Burns
3/2	Cincinnati	Ward	Holland	Julien	Williams	Woley	Davis	Bliss	Howell	Scheffler	Owen
3/3	Cincinnati	Ward	Holland	Julien	Woley	Williams	Davis	Bliss	Howell	Scheffler	Skipper
3/5	UT Martin	Holland	Williams	Julien	Woley	Bliss	Lau	Howell	Ward	Scheffler	Horn
3/6	UT Martin	Holland	Williams	Julien	Woley	Bliss	Davis	Howell	Lau	Scheffler	Wade
3/8	UTSA	Holland	Williams	Julien	Woley	Bliss	Davis	Howell	Ward	Scheffler	Burns
3/9	UTSA	Holland	Williams	Julien	Woley	Bliss	Lau	Howell	Ward	Scheffler	Owen
3/10	UTSA	Holland	Williams	Julien	Woley	Bliss	Davis	Howell	Ward	Hall	Skipper
3/12	at South Alabama	Holland	Williams	Woley	Julien	Davis	Bliss	Howell	Ward	Scheffler	Wade
3/15	Tennessee*	Holland	Williams	Woley	Julien	Davis	Bliss	Howell	Ward	Scheffler	Burns
3/16	Tennessee*	Holland	Williams	Woley	Julien	Davis	Bliss	Howell	Ward	Scheffler	Owen
3/17	Tennessee*	Holland	Williams	Woley	Julien	Davis	Bliss	Howell	Ward	Scheffler	Skipper
3/19	at UAB	Holland	Williams	Woley	Julien	Davis	Bliss	Howell	Ward	Scheffler	Wade
3/22	at Mississippi State*	Holland	Williams	Woley	Julien	Davis	Bliss	Howell	Ward	Scheffler	Burns
3/23	at Mississippi State*	Holland	Williams	Woley	Julien	Davis	Bliss	Howell	Ward	Scheffler	Skipper
3/24	at Mississippi State*	Holland	Williams	Woley	Julien	Davis	Bliss	Howell	Ward	Scheffler	Anderson
3/26	vs. Alabama%	Holland	Williams	Woley	Julien	Davis	Bliss	Howell	Ward	Scheffler	Wade
3/29	at South Carolina*	Holland	Williams	Woley	Julien	Davis	Bliss	Howell	Ward	Scheffler	Burns
3/30	at South Carolina*	Ward	Howel	Julien	Woley	Williams	Davis	Holland	Bliss	Scheffler	Fuller
3/31	at South Carolina*	Ward	Howel	Julien	Woley	Williams	Davis	Holland	Bliss	Scheffler	Skipper
4/2	Georgia Tech	Ward	Howel	Julien	Woley	Williams	Davis	Holland	Bliss	Scheffler	Wade
4/4	Arkansas*	Ward	Howell	Woley	Julien	Davis	Williams	Bliss	Lau	Scheffler	Burns
4/5	Arkansas*	Ward	Howell	Woley	Julien	Davis	Williams	Holland	Bliss	Scheffler	Fuller
4/6	Arkansas*	Ward	Howell	Woley	Julien	Davis	Williams	Holland	Bliss	Hall	Fitts
4/9	Jacksonville State	Ward	Howell	Julien	Davis	Bliss	Scheffler	Williams	Holland	Moore	Wade
4/12	at Texas A&M*	Holland	Howell	Julien	Davis	Woley	Ward	Bliss	Williams	Scheffler	Burns
4/13	at Texas A&M*	Holland	Howell	Julien	Davis	Ward	Woley	Bliss	Williams	Scheffler	Fuller
4/14	at Texas A&M*	Ward	Howell	Julien	Davis	Scheffler	Woley	Bliss	Williams	Holland	Fitts
4/16	at Georgia Tech	Ward	Howell	Julien	Davis	Scheffler	Woley	Holland	Williams	Bliss	Skipper
4/18	Ole Miss*	Ward	Howell	Julien	Davis	Scheffler	Woley	Holland	Williams	Bliss	Wade
4/19	Ole Miss*	Ward	Howell	Julien	Woley	Scheffler	Davis	Williams	Holland	Bliss	Burns
4/20	Ole Miss*	Ward	Howell	Julien	Davis	Williams	Woley	Scheffler	Holland	Bliss	Fuller
4/23	at Jacksonville State										
4/25	at Vanderbilt*										
4/26	at Vanderbilt*										
4/27	at Vanderbilt*										
5/3	Alabama*										
5/4	Alabama*										
5/5	Alabama*										
5/7	UAB										
5/10	Georgia*										
5/11	Georgia*										
5/12	Georgia*										
5/14	North Alabama*										
5/16	at LSU*										
5/17	at LSU*										
5/18	at LSU*										

* - SEC Game

% - MAX Capital City Classic (Montgomery, Ala.)

AUBURN 2019 GAME-BY-GAME STARTERS

DATE	OPP	SP	C	1B	2B	3B	SS	LF	CF	RF	DH
2/15	Georgia Southern	Daniel	Scheffler	Woley	Bliss	Julien	Holland	Ward	Howell	Williams	Davis
2/16	Georgia Southern	Burns	Scheffler	Woley	Bliss	Julien	Holland	Ward	Howell	Williams	Davis
2/17	Georgia Southern	Gray	Hall	Woley	Bliss	Julien	Holland	Ward	Howell	Williams	Davis
2/19	Alabama A&M	Skipper	Hall	Woley	Bliss	Johnson	Holland	Ward	Howell	Williams	Lau
2/20	Alabama A&M	Fuller	Scheffler	Woley	Lau	Julien	Bliss	Ward	Howell	Williams	Davis
2/22	at UCF	Burns	Scheffler	Woley	Bliss	Julien	Holland	Ward	Howell	Williams	Davis
2/23	at UCF	Gray	Hall	Woley	Bliss	Julien	Holland	Ward	Howell	Williams	Davis
2/24	at UCF	Horn	Scheffler	Woley	Bliss	Julien	Holland	Ward	Howell	Williams	Davis
3/1	Cincinnati	Burns	Scheffler	Woley	Bliss	Julien	Holland	Ward	Howell	Williams	Lau
3/2	Cincinnati	Owens	Scheffler	Woley	Bliss	Julien	Holland	Ward	Howell	Williams	Davis
3/3	Cincinnati	Skipper	Scheffler	Woley	Bliss	Julien	Holland	Ward	Howell	Williams	Davis
3/5	UT Martin	Horn	Scheffler	Woley	Bliss	Julien	Holland	Ward	Howell	Williams	Lau
3/6	UT Martin	Wade	Scheffler	Woley	Bliss	Julien	Holland	Davis	Howell	Williams	Lau
3/8	UTSA	Burns	Scheffler	Woley	Bliss	Julien	Holland	Ward	Howell	Williams	Davis
3/9	UTSA	Owen	Scheffler	Woley	Bliss	Julien	Holland	Ward	Howell	Williams	Lau
3/10	UTSA	Skipper	Hall	Woley	Bliss	Julien	Holland	Ward	Howell	Williams	Davis
3/12	at South Alabama	Wade	Scheffler	Woley	Bliss	Julien	Holland	Ward	Howell	Williams	Davis
3/15	Tennessee*	Burns	Scheffler	Woley	Bliss	Julien	Holland	Ward	Howell	Williams	Davis
3/16	Tennessee*	Owen	Scheffler	Woley	Bliss	Julien	Holland	Ward	Howell	Williams	Davis
3/17	Tennessee*	Skipper	Scheffler	Woley	Bliss	Julien	Holland	Ward	Howell	Williams	Davis
3/19	at UAB	Wade	Scheffler	Woley	Bliss	Julien	Holland	Ward	Howell	Williams	Davis
3/22	at Mississippi State*	Burns	Scheffler	Woley	Bliss	Julien	Holland	Ward	Howell	Williams	Davis
3/23	at Mississippi State*	Skipper	Scheffler	Woley	Bliss	Julien	Holland	Ward	Howell	Williams	Davis
3/24	at Mississippi State*	Anderson	Scheffler	Woley	Bliss	Julien	Holland	Ward	Howell	Williams	Davis
3/26	vs. Alabama^	Wade	Scheffler	Woley	Bliss	Julien	Holland	Ward	Howell	Williams	Davis
3/29	at South Carolina*	Burns	Scheffler	Woley	Bliss	Julien	Holland	Ward	Howell	Williams	Davis
3/30	at South Carolina*	Fuller	Scheffler	Woley	Bliss	Julien	Holland	Ward	Howell	Williams	Davis
3/31	at South Carolina*	Skipper	Scheffler	Woley	Bliss	Julien	Holland	Ward	Howell	Williams	Davis
4/2	Georgia Tech	Wade	Scheffler	Woley	Bliss	Julien	Holland	Ward	Howell	Williams	Davis
4/4	Arkansas*	Burns	Scheffler	Woley	Lau	Julien	Bliss	Ward	Howell	Williams	Davis
4/5	Arkansas*	Fuller	Scheffler	Woley	Bliss	Julien	Holland	Ward	Howell	Williams	Davis
4/6	Arkansas*	Fitts	Hall	Woley	Bliss	Julien	Holland	Ward	Howell	Williams	Davis
4/9	Jacksonville State	Wade	Scheffler	Moore	Bliss	Julien	Holland	Ward	Howell	Williams	Davis
4/12	at Texas A&M*	Burns	Scheffler	Woley	Bliss	Julien	Holland	Ward	Howell	Williams	Davis
4/13	at Texas A&M*	Fuller	Scheffler	Woley	Bliss	Julien	Holland	Ward	Howell	Williams	Davis
4/14	at Texas A&M*	Fitts	Scheffler	Woley	Bliss	Julien	Holland	Ward	Howell	Williams	Davis
4/16	at Georgia Tech	Skipper	Scheffler	Woley	Bliss	Julien	Holland	Ward	Howell	Williams	Davis
4/18	Ole Miss*	Wade	Scheffler	Woley	Bliss	Julien	Holland	Ward	Howell	Williams	Davis
4/19	Ole Miss*	Burns	Scheffler	Woley	Bliss	Julien	Holland	Ward	Howell	Williams	Davis
4/20	Ole Miss*	Fuller	Scheffler	Woley	Bliss	Julien	Holland	Ward	Howell	Williams	Davis
4/23	at Jacksonville State										
4/25	at Vanderbilt*										
4/26	at Vanderbilt*										
4/27	at Vanderbilt*										
5/3	Alabama*										
5/4	Alabama*										
5/5	Alabama*										
5/7	UAB										
5/10	Georgia*										
5/11	Georgia*										
5/12	Georgia*										
5/14	North Alabama*										
5/16	at LSU*										
5/17	at LSU*										
5/18	at LSU*										

* - SEC Game

^ - MAX Capital City Classic (Montgomery, Ala.)

OVERALL STATS



**2019 Auburn Baseball
Overall Statistics for Auburn (as of Apr 20, 2019)
(All games Sorted by Batting avg)**



Record: 26-14 Home: 18-6 Away: 8-7 Neutral: 0-1 SEC: 10-8

Player	avg	gp-gs	ab	r	h	2b	3b	hr	rbi	tb	slg%	bb	hp	so	gdp	ob%	sf	sh	sb-att	po	a	e	fld%	
24 Davis, Conor	.288	37-36	146	22	42	6	1	6	24	68	.466	7	3	35	3	.333	0	0	2-2	2	0	0	1.000	
6 Scheffler, Matt	.283	37-35	127	21	36	7	0	1	14	46	.362	8	6	13	2	.352	1	2	5-6	319	34	4	.989	
16 Howell, Kason	.282	40-40	149	21	42	5	0	0	21	47	.315	16	6	32	2	.366	4	3	13-15	109	2	3	.974	
4 Woley, Rankin	.281	39-39	160	22	45	9	1	2	25	62	.388	12	3	42	6	.339	2	0	2-2	319	22	1	.997	
1 Ward, Judd	.269	40-39	145	25	39	7	2	2	20	56	.386	25	5	32	0	.392	1	4	3-4	72	5	5	.939	
10 Julien, Edouard	.269	39-39	145	35	39	12	0	8	39	75	.517	30	4	44	1	.401	3	0	3-5	22	53	8	.904	
9 Bliss, Ryan	.266	40-40	143	24	38	8	1	1	21	51	.357	20	2	30	3	.353	5	1	6-7	57	104	3	.982	
41 Williams, Steven	.227	40-40	150	25	34	5	0	4	16	51	.340	22	2	36	2	.328	3	4	3-3	80	2	1	.988	
17 Holland, Will	.210	38-38	138	27	29	5	0	3	15	43	.312	24	8	38	3	.359	0	3	13-16	27	95	7	.946	

38 Olson, Brett	1.000	2-0	1	0	1	0	0	0	0	1	1.000	1	0	0	0	1.000	0	0	0-0	1	0	0	1.000	
19 Moore, Brody	.400	5-1	5	2	2	0	1	0	1	4	.800	1	0	0	1	.500	0	0	0-0	12	2	0	1.000	
7 Johnson, Ed	.333	4-1	6	0	2	0	0	0	0	2	.333	1	0	1	0	.429	0	0	0-0	3	1	0	1.000	
2 Lau, Everett	.250	14-7	32	5	8	1	0	1	6	12	.375	3	1	9	1	.333	0	0	1-1	5	4	0	1.000	
11 Hall, Chase	.167	10-5	18	0	3	1	0	0	2	4	.222	1	1	4	1	.250	0	0	0-0	48	2	2	.962	
3 Warner, Devin	.000	5-0	5	0	0	0	0	0	0	0	.000	0	0	2	0	.000	0	0	0-0	0	0	0	.000	
21 Henderson, Jackso	.000	4-0	2	1	0	0	0	0	0	0	.000	0	0	2	0	.000	0	0	0-0	1	0	0	1.000	
5 Eaton, Jarrett	.000	8-0	2	2	0	0	0	0	0	0	.000	0	0	0	0	.000	0	0	1-1	3	0	0	1.000	
Totals	.262	40	1374	232	360	66	6	28	204	522	.380	171	41	320	25	.356	19	17	52-62	1101	379	43	.972	
Opponents	.243	40	1385	190	336	68	4	29	167	499	.360	164	23	368	16	.330	12	19	43-52	1074	401	54	.965	

LOB - Team (316), Opp (312). DPs turned - Team (19), Opp (29). IBB - Team (9), Julien, E. 4, Howell, K. 2, Bliss, R. 1, Holland, W. 1, Williams, S. 1, Opp (7). Picked off - Howell, K. 2, Scheffler, M 2, Holland, W. 1, Ward, J. 1.

(All games Sorted by Earned run avg)

Player	era	w-l	app	gs	cg	sho	sv	ip	h	r	er	bb	so	2b	3b	hr	b/avg	wp	hp	bks	sfa	sha
44 Owen, Jack	0.29	3-0	6	3	1	1/1	0	31.1	16	2	1	3	34	2	0	1	.150	1	0	0	0	2
32 Burns, Tanner	2.32	4-2	10	10	1	1/2	0	62.0	43	18	16	16	83	9	1	3	.191	8	3	0	2	0
18 Fuller, Brooks	2.78	2-1	12	5	0	0/1	1	35.2	26	17	11	27	28	2	1	4	.206	6	1	0	1	2
20 Greenhill, Cody	2.94	1-1	17	0	0	0/3	9	33.2	27	12	11	7	26	7	0	2	.216	2	5	0	1	0
14 Anderson, Elliott	3.16	5-1	18	1	0	0/2	0	37.0	31	16	13	16	41	9	0	3	.223	2	1	0	1	4
43 Fitts, Richard	4.55	3-2	12	2	0	0/0	0	29.2	35	15	15	9	18	6	0	3	.302	1	1	0	0	1
40 Wade, Garrett	5.28	3-0	11	7	0	0/1	0	29.0	31	22	17	25	36	5	0	1	.274	5	2	1	1	3
29 Skipper, Carson	6.82	3-2	14	7	0	0/1	2	30.1	37	27	23	19	34	6	2	5	.294	2	1	0	0	1

23 Glavine, Peyton	1.59	0-0	6	0	0	0/0	0	5.2	6	1	1	4	9	1	0	0	.261	0	0	0	0	0
13 Daniel, Davis	4.50	0-0	1	1	0	0/0	0	2.0	4	2	1	0	4	0	0	0	.364	0	0	0	0	0
37 Watson, Ryan	5.48	0-1	13	0	0	0/1	0	21.1	25	13	13	8	20	7	0	1	.309	2	0	0	3	2
33 Morrison, Will	5.51	0-0	12	0	0	0/1	0	16.1	15	10	10	5	10	5	0	1	.259	1	5	0	1	1
36 Gray, Kyle	7.43	1-3	11	2	0	0/1	0	13.1	14	13	11	13	9	4	0	2	.269	1	3	0	1	2
31 Schilleci, Blake	9.00	0-1	5	0	0	0/0	0	7.0	8	7	7	5	8	1	0	0	.286	1	0	0	1	0
8 Horn, Bailey	9.95	1-0	9	2	0	0/0	0	12.2	18	15	14	7	8	4	0	3	.327	2	1	0	0	1
Totals	4.02	26-14	40	40	2	7/5	12	367.0	336	190	164	164	368	68	4	29	.243	34	23	1	12	19
Opponents	5.15	14-26	40	40	0	3/3	3	358.0	360	232	205	171	320	66	6	28	.262	43	41	7	19	17

PB - Team (9), Scheffler, M 6, Hall, C. 3, Opp (5). Pickoffs - Team (3), Greenhill, C 1, Scheffler, M 1, Skipper, C. 1, Opp (6). SBA/ATT - Scheffler, M (37-45), Wade, G. (6-8), Burns, T. (4-6), Hall, C. (6-6), Watson, R. (3-5), Fitts, R. (3-4), Owen, J. (3-4), Anderson, E. (3-4), Morrison, W. (4-4), Gray, K. (3-3), Horn, B. (3-3), Fuller, B. (3-3), Skipper, C. (3-3), Daniel, D. (2-2), Schilleci, B (1-1), Glavine, P. (1-1), Greenhill, C (1-1).

SEC STATS



2019 Auburn Baseball
Conference statistics for Auburn (as of Apr 20, 2019)
(SEC games only Sorted by Batting avg)



Record: 10-8 Home: 6-3 Away: 4-5 SEC: 10-8

Player	avg	gp-gs	ab	r	h	2b	3b	hr	rbi	tb	slg%	bb	hp	so	gdp	ob%	sf	sh	sb-att	po	a	e	fld%		
6 Scheffler, Matt	.283	17-17	60	10	17	4	0	0	6	21	.350	3	3	5	0	.348	0	1	1-2	142	13	2	.987		
1 Ward, Judd	.279	18-18	68	7	19	4	0	1	9	26	.382	8	1	16	0	.364	0	3	1-1	40	3	3	.935		
24 Davis, Conor	.275	18-18	69	12	19	3	1	3	10	33	.478	4	2	19	2	.333	0	0	1-1	0	0	0	.000		
16 Howell, Kason	.271	18-18	70	9	19	2	0	0	5	21	.300	6	4	16	2	.363	0	1	4-5	53	1	1	.982		
10 Julien, Edouard	.243	18-18	70	12	17	8	0	2	16	31	.443	10	0	22	0	.333	1	0	0-1	15	22	2	.949		
9 Bliss, Ryan	.233	18-18	60	10	14	3	0	0	9	17	.283	10	2	11	2	.351	2	0	2-3	26	58	2	.977		
4 Woley, Rankin	.208	18-18	77	5	16	1	0	1	4	20	.260	3	0	18	2	.238	0	0	1-1	149	7	0	1.000		
17 Holland, Will	.183	17-17	60	10	11	1	0	3	8	21	.350	7	4	22	1	.310	0	2	5-7	15	46	4	.938		
41 Williams, Steven	.164	18-18	67	5	11	1	0	2	5	18	.269	6	0	20	1	.227	2	2	1-1	38	2	0	1.000		

7 Johnson, Ed	1.000	1-0	1	0	1	0	0	0	0	1	1.000	0	0	0	0	1.000	0	0	0-0	0	0	0	.000		
11 Hall, Chase	.333	2-1	3	0	1	0	0	0	0	1	.333	0	0	2	0	.333	0	0	0-0	5	0	0	1.000		
2 Lau, Everett	.286	4-1	7	1	2	0	0	0	0	2	.286	1	0	1	0	.375	0	0	1-1	1	1	0	1.000		
3 Warner, Devin	.000	2-0	2	0	0	0	0	0	0	0	.000	0	0	1	0	.000	0	0	0-0	0	0	0	.000		
19 Moore, Brody	.000	1-0	1	0	0	0	0	0	0	0	.000	0	0	0	1	.000	0	0	0-0	0	0	0	.000		
5 Eaton, Jarrett	.000	4-0	0	1	0	0	0	0	0	0	.000	0	0	0	0	.000	0	0	1-1	1	0	0	1.000		
Totals	.239	18	615	82	147	27	1	12	72	212	.345	58	16	153	11	.318	5	9	18-24	492	176	19	.972		
Opponents	.263	18	640	98	168	32	4	19	89	265	.414	79	7	151	9	.347	6	6	20-24	491	192	21	.970		

LOB - Team (130), Opp (148). DPs turned - Team (11), Opp (12). IBB - Team (3), Bliss, R. 1, Williams, S. 1, Howell, K. 1, Opp (3). Picked off - Ward, J. 1, Scheffler, M 1.

(SEC games only Sorted by Earned run avg)

Player	era	w-l	app	gs	cg	sho	sv	ip	h	r	er	bb	so	2b	3b	hr	b/avg	wp	hp	bks	sfa	sha	
18 Fuller, Brooks	3.08	2-1	6	4	0	0/1	0	26.1	21	10	9	18	24	2	1	3	.226	5	0	0	1	2	
20 Greenhill, Cody	3.18	1-1	11	0	0	0/2	7	22.2	19	8	8	5	20	5	0	2	.218	1	3	0	0	0	
32 Burns, Tanner	3.57	1-2	6	6	0	0/1	0	35.1	32	16	14	12	44	6	1	3	.235	7	2	0	2	0	
14 Anderson, Elliott	3.79	3-0	10	1	0	0/1	0	19.0	17	11	8	11	17	4	0	2	.236	1	0	0	1	4	
43 Fitts, Richard	5.50	2-2	6	2	0	0/0	0	18.0	22	11	11	5	11	3	0	2	.310	1	0	0	0	0	

44 Owen, Jack	1.42	0-0	2	1	0	0/0	0	6.1	2	1	1	1	5	0	0	1	.091	0	0	0	0	0	
36 Gray, Kyle	3.86	1-0	4	0	0	0/0	0	4.2	3	2	2	5	1	1	0	1	.188	0	1	0	0	0	
33 Morrison, Will	4.15	0-0	3	0	0	0/0	0	4.1	4	2	2	1	2	2	0	0	.267	0	0	0	0	0	
23 Glavine, Peyton	4.50	0-0	2	0	0	0/0	0	2.0	3	1	1	2	2	0	0	0	.333	0	0	0	0	0	
31 Schilleci, Blake	5.40	0-0	2	0	0	0/0	0	1.2	4	1	1	1	2	1	0	0	.444	0	0	0	0	0	
37 Watson, Ryan	5.62	0-0	6	0	0	0/1	0	8.0	10	5	5	3	10	2	0	0	.323	0	0	0	1	0	
40 Wade, Garrett	7.36	0-0	3	1	0	0/0	0	3.2	7	6	3	3	4	2	0	0	.368	1	1	0	1	0	
8 Horn, Bailey	13.50	0-0	3	0	0	0/0	0	3.1	6	6	5	3	2	1	0	2	.375	0	0	0	0	0	
29 Skipper, Carson	16.62	0-2	6	3	0	0/0	0	8.2	18	18	16	9	7	3	2	3	.409	1	0	0	0	0	
Totals	4.72	10-8	18	18	0	2/2	7	164.0	168	98	86	79	151	32	4	19	.263	17	7	0	6	6	
Opponents	3.90	8-10	18	18	0	3/3	3	163.2	147	82	71	58	153	27	1	12	.239	11	16	0	5	9	

PB - Team (4), Scheffler, M 3, Hall, C. 1, Opp (4). Pickoffs - Team (0), Opp (2). SBA/ATT - Scheffler, M (17-20), Burns, T. (3-4), Wade, G. (3-3), Morrison, W. (3-3), Gray, K. (3-3), Hall, C. (3-3), Anderson, E. (2-3), Fuller, B. (2-2), Watson, R. (1-2), Schilleci, B (1-1), Glavine, P. (1-1), Greenhill, C (1-1), Fitts, R. (0-1).

HOME GAMES



2019 Auburn Baseball
Overall Statistics for Auburn (as of Apr 22, 2019)
(Home games Sorted by Batting avg)



Record: 18-6 Home: 18-6 Away: 0-0 SEC: 6-3

Player	avg	gp-gs	ab	r	h	2b	3b	hr	rbi	tb	slg%	bb	hp	so	gdp	ob%	sf	sh	sb-att	po	a	e	fld%	
6 Scheffler, Matt	.318	21-20	66	13	21	3	0	1	10	27	.409	7	5	8	1	.418	1	2	3-4	205	26	1	.996	
10 Julien, Edouard	.318	23-23	85	23	27	6	0	6	27	51	.600	16	4	25	0	.435	3	0	2-4	12	35	6	.887	
24 Davis, Conor	.289	21-20	83	10	24	5	0	3	10	38	.458	3	0	20	2	.314	0	0	1-1	2	0	0	1.000	
4 Woley, Rankin	.277	23-23	94	11	26	6	1	0	19	34	.362	7	2	23	4	.337	1	0	1-1	191	17	1	.995	
16 Howell, Kason	.273	24-24	88	12	24	4	0	0	13	28	.318	13	3	25	1	.377	2	2	9-10	65	2	2	.971	
1 Ward, Judd	.253	24-23	83	15	21	5	0	1	6	29	.349	15	5	20	0	.394	1	3	2-3	47	3	1	.980	
9 Bliss, Ryan	.250	24-24	84	17	21	2	1	1	15	28	.333	15	0	15	2	.346	5	1	6-7	34	60	2	.979	
17 Holland, Will	.234	22-22	77	19	18	3	0	2	8	27	.351	18	3	17	2	.398	0	1	10-12	11	58	5	.932	
41 Williams, Steven	.216	24-24	88	16	19	4	0	1	7	26	.295	13	2	23	1	.324	2	3	0-0	47	2	0	1.000	

19 Moore, Brody	.400	3-1	5	1	2	0	1	0	1	4	.800	1	0	0	1	.500	0	0	0-0	12	1	0	1.000	
2 Lau, Everett	.267	12-7	30	5	8	1	0	1	6	12	.400	3	1	7	1	.353	0	0	1-1	5	4	0	1.000	
7 Johnson, Ed	.200	3-1	5	0	1	0	0	0	0	1	.200	1	0	1	0	.333	0	0	0-0	3	1	0	1.000	
11 Hall, Chase	.188	6-4	16	0	3	1	0	0	2	4	.250	1	0	3	1	.235	0	0	0-0	38	2	1	.976	
3 Warner, Devin	.000	3-0	3	0	0	0	0	0	0	0	.000	0	0	2	0	.000	0	0	0-0	0	0	0	.000	
5 Eaton, Jarrett	.000	6-0	2	1	0	0	0	0	0	0	.000	0	0	0	0	.000	0	0	1-1	2	0	0	1.000	
21 Henderson, Jackso	.000	3-0	1	1	0	0	0	0	0	0	.000	0	0	1	0	.000	0	0	0-0	1	0	0	1.000	
38 Olson, Brett	.000	1-0	0	0	0	0	0	0	0	0	.000	1	0	0	0	1.000	0	0	0-0	0	0	0	.000	
Totals	.265	24	810	144	215	40	3	16	124	309	.381	114	25	190	16	.367	15	12	36-44	693	242	24	.975	
Opponents	.219	24	850	91	186	35	4	15	80	274	.322	88	15	243	8	.301	6	8	25-32	642	237	31	.966	

LOB - Team (190), Opp (183). DPs turned - Team (10), Opp (17). IBB - Team (6), Howell, K. 2, Julien, E. 1, Williams, S. 1, Bliss, R. 1, Holland, W. 1, Opp (6). Picked off - Howell, K. 2, Scheffler, M 2, Ward, J. 1.

(Home games Sorted by Earned run avg)

Player	era	w-l	app	gs	cg	sho	sv	ip	h	r	er	bb	so	2b	3b	hr	b/avg	wp	hp	bks	sfa	sha		
44 Owen, Jack	0.33	3-0	5	3	1	1/1	0	27.0	13	1	1	3	26	1	0	1	.144	1	0	0	0	2		
32 Burns, Tanner	1.63	2-1	6	6	1	1/2	0	38.2	27	7	7	8	58	3	1	2	.196	3	1	0	1	0		
20 Greenhill, Cody	2.42	1-0	10	0	0	0/2	4	22.1	17	7	6	6	18	4	0	2	.213	2	4	0	1	0		
14 Anderson, Elliott	3.27	4-1	10	0	0	0/2	0	22.0	17	8	8	8	25	5	0	2	.207	1	0	0	0	0		
29 Skipper, Carson	3.42	2-1	9	4	0	0/1	2	23.2	22	12	9	7	28	3	2	3	.239	1	1	0	0	0		
18 Fuller, Brooks	3.43	1-0	9	3	0	0/0	1	21.0	15	14	8	17	17	0	1	3	.197	2	1	0	1	1		
40 Wade, Garrett	4.34	2-0	7	4	0	0/1	0	18.2	21	12	9	11	22	4	0	0	.276	5	2	0	1	1		

23 Glavine, Peyton	0.00	0-0	4	0	0	0/0	0	3.0	3	0	0	3	5	1	0	0	.250	0	0	0	0	0		
37 Watson, Ryan	2.92	0-1	6	0	0	0/0	0	12.1	9	4	4	1	12	4	0	1	.209	0	0	0	1	1		
33 Morrison, Will	3.48	0-0	6	0	0	0/1	0	10.1	10	4	4	4	8	3	0	0	.263	1	3	0	0	0		
36 Gray, Kyle	3.86	1-1	5	1	0	0/1	0	7.0	5	5	3	9	4	2	0	0	.208	1	2	0	1	2		
13 Daniel, Davis	4.50	0-0	1	1	0	0/0	0	2.0	4	2	1	0	4	0	0	0	.364	0	0	0	0	0		
43 Fitts, Richard	5.27	2-1	6	1	0	0/0	0	13.2	16	8	8	4	8	3	0	1	.302	0	0	0	0	1		
31 Schilleci, Blake	6.75	0-0	3	0	0	0/0	0	5.1	2	4	4	4	6	0	0	0	.111	0	0	0	0	0		
8 Horn, Bailey	6.75	0-0	4	1	0	0/0	0	4.0	5	3	3	3	2	2	0	0	.294	1	1	0	0	0		
Totals	2.92	18-6	24	24	2	6/4	7	231.0	186	91	75	88	243	35	4	15	.219	18	15	0	6	8		
Opponents	5.26	6-18	24	24	0	1/1	2	214.0	215	144	125	114	190	40	3	16	.265	33	25	6	15	12		

PB - Team (3), Scheffler, M 3, Opp (2). Pickoffs - Team (3), Skipper, C. 1, Scheffler, M 1, Greenhill, C 1, Opp (5). SBA/ATT - Scheffler, M (19-25), Hall, C. (6-6), Burns, T. (4-6), Wade, G. (4-5), Morrison, W. (3-3), Owen, J. (2-3), Fuller, B. (2-2), Daniel, D. (2-2), Fitts, R. (1-2), Anderson, E. (1-2), Gray, K. (2-2), Watson, R. (1-2), Greenhill, C (1-1), Horn, B. (1-1), Skipper, C. (1-1).

AWAY GAMES



**2019 Auburn Baseball
Overall Statistics for Auburn (as of Apr 16, 2019)
(Away games Sorted by Batting avg)**



Record: 8-7 Home: 0-0 Away: 8-7 SEC: 4-5

Player	avg	gp-gs	ab	r	h	2b	3b	hr	rbi	tb	slg%	bb	hp	so	gdp	ob%	sf	sh	sb-att	po	a	e	fld%
16 Howell, Kason	.310	15-15	58	9	18	1	0	0	8	19	.328	2	3	6	1	.354	2	1	4-5	41	0	1	.976
9 Bliss, Ryan	.309	15-15	55	7	17	6	0	0	6	23	.418	5	2	14	1	.387	0	0	0-0	20	42	1	.984
4 Woley, Rankin	.290	15-15	62	11	18	3	0	2	5	27	.435	5	1	17	2	.348	1	0	1-1	121	4	0	1.000
1 Ward, Judd	.288	15-15	59	9	17	2	2	1	14	26	.441	9	0	12	0	.382	0	1	1-1	25	2	3	.900
24 Davis, Conor	.271	15-15	59	12	16	1	1	3	14	28	.475	4	3	15	1	.348	0	0	1-1	0	0	0	.000
6 Scheffler, Matt	.246	15-14	57	8	14	4	0	0	4	18	.316	1	1	5	1	.271	0	0	2-2	108	7	3	.975
41 Williams, Steven	.228	15-15	57	8	13	0	0	3	9	22	.386	9	0	11	1	.328	1	1	3-3	32	0	0	1.000
10 Julien, Edouard	.193	15-15	57	12	11	6	0	2	11	23	.404	13	0	19	1	.343	0	0	1-1	8	14	2	.917
17 Holland, Will	.190	15-15	58	7	11	2	0	1	7	16	.276	5	4	20	1	.299	0	2	2-3	14	33	2	.959

7 Johnson, Ed	1.000	1-0	1	0	1	0	0	0	0	1	1.000	0	0	0	0	1.000	0	0	0-0	0	0	0	.000
38 Olson, Brett	1.000	1-0	1	0	1	0	0	0	0	1	1.000	0	0	0	0	1.000	0	0	0-0	1	0	0	1.000
2 Lau, Everett	.000	2-0	2	0	0	0	0	0	0	0	.000	0	0	2	0	.000	0	0	0-0	0	0	0	.000
3 Warner, Devin	.000	2-0	2	0	0	0	0	0	0	0	.000	0	0	0	0	.000	0	0	0-0	0	0	0	.000
11 Hall, Chase	.000	4-1	2	0	0	0	0	0	0	0	.000	0	1	1	0	.333	0	0	0-0	10	0	1	.909
21 Henderson, Jackso	.000	1-0	1	0	0	0	0	0	0	0	.000	0	0	1	0	.000	0	0	0-0	0	0	0	.000
19 Moore, Brody	.000	2-0	0	1	0	0	0	0	0	0	.000	0	0	0	0	.000	0	0	0-0	0	1	0	1.000
5 Eaton, Jarrett	.000	2-0	0	1	0	0	0	0	0	0	.000	0	0	0	0	.000	0	0	0-0	1	0	0	1.000
Totals	.258	15	531	85	137	25	3	12	78	204	.384	53	15	123	9	.340	4	5	15-17	384	124	17	.968
Opponents	.277	15	506	93	140	30	0	14	83	212	.419	68	7	120	8	.366	6	10	15-16	405	152	22	.962

LOB - Team (118), Opp (120). DPs turned - Team (8), Opp (10). IBB - Team (3), Julien, E. 3, Opp (1). Picked off - Holland, W. 1.

(Away games Sorted by Earned run avg)

Player	era	w-l	app	gs	cg	sho	sv	ip	h	r	er	bb	so	2b	3b	hr	b/avg	wp	hp	bks	sfa	sha
18 Fuller, Brooks	1.84	1-1	3	2	0	0/1	0	14.2	11	3	3	10	11	2	0	1	.220	4	0	0	0	1
14 Anderson, Elliott	3.00	1-0	8	1	0	0/0	0	15.0	14	8	5	8	16	4	0	1	.246	1	1	0	1	4
32 Burns, Tanner	3.47	2-1	4	4	0	0/0	0	23.1	16	11	9	8	25	6	0	1	.184	5	2	0	1	0
20 Greenhill, Cody	3.97	0-1	7	0	0	0/1	5	11.1	10	5	5	1	8	3	0	0	.222	0	1	0	0	0
43 Fitts, Richard	5.11	1-1	5	1	0	0/0	0	12.1	16	7	7	4	9	2	0	2	.314	1	0	0	0	0

44 Owen, Jack	0.00	0-0	1	0	0	0/0	0	4.1	3	1	0	0	8	1	0	0	.176	0	0	0	0	0
23 Glavine, Peyton	3.38	0-0	2	0	0	0/0	0	2.2	3	1	1	1	4	0	0	0	.273	0	0	0	0	0
33 Morrison, Will	7.50	0-0	5	0	0	0/0	0	6.0	5	5	5	0	2	2	0	1	.250	0	2	0	1	1
40 Wade, Garrett	8.10	1-0	3	2	0	0/0	0	6.2	6	7	6	9	10	1	0	1	.240	0	0	1	0	1
37 Watson, Ryan	8.64	0-0	6	0	0	0/1	0	8.1	14	8	8	6	8	2	0	0	.412	1	0	0	2	1
36 Gray, Kyle	9.95	0-1	5	1	0	0/0	0	6.1	8	7	7	4	5	1	0	2	.296	0	1	0	0	0
8 Horn, Bailey	11.42	1-0	5	1	0	0/0	0	8.2	13	12	11	4	6	2	0	3	.342	1	0	0	0	1
31 Schilleci, Blake	16.20	0-1	2	0	0	0/0	0	1.2	6	3	3	1	2	1	0	0	.600	1	0	0	1	0
29 Skipper, Carson	18.90	1-1	5	3	0	0/0	0	6.2	15	15	14	12	6	3	0	2	.441	1	0	0	0	1
Totals	5.91	8-7	15	15	0	1/1	5	128.0	140	93	84	68	120	30	0	14	.277	15	7	1	6	10
Opponents	5.20	7-8	15	15	0	2/2	1	135.0	137	85	78	53	123	25	3	12	.258	10	15	1	4	5

PB - Team (5), Hall, C. 3, Scheffler, M 2, Opp (3). Pickoffs - Team (0), Opp (1). SBA/ATT - Scheffler, M (15-16), Horn, B. (2-2), Watson, R. (1-2), Skipper, C. (2-2), Anderson, E. (2-2), Owen, J. (1-1), Fuller, B. (1-1), Morrison, W. (1-1), Schilleci, B (1-1), Wade, G. (1-1), Glavine, P. (1-1), Gray, K. (1-1), Fitts, R. (1-1).

LAST FIVE GAMES



**2019 Auburn Baseball
Overall Statistics for Auburn (as of Apr 22, 2019)
(Last Five Sorted by Batting avg)**



Record: 2-3 Home: 2-1 Away: 0-2 SEC: 2-2

Player	avg	gp-gs	ab	r	h	2b	3b	hr	rbi	tb	slg%	bb	hp	so	gdp	ob%	sf	sh	sb-att	po	a	e	fld%
9 Bliss, Ryan	.357	5-5	14	3	5	1	0	0	2	6	.429	4	1	3	1	.500	1	0	1-2	6	18	2	.923
4 Woley, Rankin	.350	5-5	20	1	7	1	0	0	0	8	.400	0	0	3	0	.350	0	0	0-0	43	2	0	1.000
6 Scheffler, Matt	.250	5-5	20	4	5	1	0	0	1	6	.300	1	0	1	1	.286	0	0	0-0	46	1	1	.979
1 Ward, Judd	.222	5-5	18	5	4	1	0	0	1	5	.278	5	0	6	0	.391	0	1	0-0	8	1	1	.900
17 Holland, Will	.214	5-5	14	3	3	1	0	1	3	7	.500	4	0	2	0	.389	0	1	0-0	3	14	0	1.000
10 Julien, Edouard	.200	5-5	20	2	4	2	0	1	7	9	.450	1	0	7	0	.227	1	0	1-1	4	3	1	.875
24 Davis, Conor	.190	5-5	21	4	4	0	0	2	4	10	.476	1	0	8	0	.227	0	0	0-0	0	0	0	.000
16 Howell, Kason	.190	5-5	21	1	4	0	0	0	1	4	.190	1	2	8	0	.292	0	0	1-1	11	1	0	1.000
41 Williams, Steven	.059	5-5	17	0	1	0	0	0	2	1	.059	2	0	3	0	.150	1	0	0-0	7	0	0	1.000

38 Olson, Brett	1.000	1-0	1	0	1	0	0	0	0	1	1.000	0	0	0	0	1.000	0	0	0-0	1	0	0	1.000
7 Johnson, Ed	1.000	1-0	1	0	1	0	0	0	0	1	1.000	0	0	0	0	1.000	0	0	0-0	0	0	0	.000
3 Warner, Devin	.000	1-0	1	0	0	0	0	0	0	0	.000	0	0	0	0	.000	0	0	0-0	0	0	0	.000
2 Lau, Everett	.000	1-0	1	0	0	0	0	0	0	0	.000	0	0	1	0	.000	0	0	0-0	0	0	0	.000
21 Henderson, Jackso	.000	1-0	1	0	0	0	0	0	0	0	.000	0	0	1	0	.000	0	0	0-0	0	0	0	.000
19 Moore, Brody	.000	1-0	0	0	0	0	0	0	0	0	.000	0	0	0	0	.000	0	0	0-0	0	1	0	1.000
5 Eaton, Jarrett	.000	1-0	0	0	0	0	0	0	0	0	.000	0	0	0	0	.000	0	0	0-0	1	0	0	1.000
11 Hall, Chase	.000	1-0	0	0	0	0	0	0	0	0	.000	0	0	0	0	.000	0	0	0-0	1	0	0	1.000
Totals	.229	5	170	23	39	7	0	4	21	58	.341	19	3	43	2	.313	3	2	3-4	132	51	7	.963
Opponents	.287	5	174	29	50	4	1	6	28	74	.425	20	3	45	3	.367	2	4	9-10	134	40	8	.956

LOB - Team (40), Opp (42). DPs turned - Team (4), Opp (2). IBB - Team (1), Williams, S. 1, Opp (1).

(Last Five Sorted by Earned run avg)

Player	era	w-l	app	gs	cg	sho	sv	ip	h	r	er	bb	so	2b	3b	hr	b/avg	wp	hp	bk	sfa	sha	
14 Anderson, Elliott	3.12	0-0	2	0	0	0/0	0	8.2	6	3	3	3	10	0	0	2	.194	1	0	0	0	2	
20 Greenhill, Cody	3.60	1-0	2	0	0	0/0	1	5.0	3	2	2	0	3	1	0	1	.176	0	0	0	0	0	
43 Fitts, Richard	3.68	1-1	2	1	0	0/0	0	7.1	9	3	3	0	6	0	0	0	.310	0	0	0	0	0	
32 Burns, Tanner	5.40	0-1	1	1	0	0/0	0	5.0	7	3	3	3	7	0	1	1	.350	0	1	0	0	0	
18 Fuller, Brooks	5.79	0-0	1	1	0	0/0	0	4.2	5	3	3	2	6	0	0	2	.278	1	0	0	0	0	

44 Owen, Jack	0.00	0-0	1	0	0	0/0	0	2.1	0	0	0	1	1	0	0	0	.000	0	0	0	0	0	
29 Skipper, Carson	3.38	0-0	1	1	0	0/0	0	2.2	1	1	1	4	3	0	0	0	.111	0	0	0	0	0	
40 Wade, Garrett	3.38	0-0	1	1	0	0/0	0	2.2	5	4	1	1	2	1	0	0	.357	0	1	0	1	0	
37 Watson, Ryan	9.00	0-0	2	0	0	0/0	0	2.0	5	2	2	3	4	1	0	0	.500	1	0	0	0	1	
36 Gray, Kyle	9.00	0-0	1	0	0	0/0	0	1.0	2	1	1	1	1	0	0	0	.400	0	0	0	0	0	
8 Horn, Bailey	13.50	0-0	1	0	0	0/0	0	1.1	2	2	2	1	2	0	0	0	.333	1	0	0	0	0	
31 Schilleci, Blake	27.00	0-1	1	0	0	0/0	0	0.2	3	2	2	1	0	0	0	0	.750	1	0	0	1	0	
33 Morrison, Will	40.50	0-0	1	0	0	0/0	0	0.2	2	3	3	0	0	1	0	0	.667	0	1	0	0	1	
Totals	5.32	2-3	5	5	0	0/0	1	44.0	50	29	26	20	45	4	1	6	.287	5	3	0	2	4	
Opponents	3.83	3-2	5	5	0	0/0	2	44.2	39	23	19	19	43	7	0	4	.229	3	3	0	3	2	

PB - Team (0), Opp (2). SBA/ATT - Scheffler, M (9-10), Wade, G. (3-3), Burns, T. (1-2), Horn, B. (2-2), Watson, R. (1-1), Fuller, B. (1-1), Skipper, C. (1-1).

LAST 10 GAMES



**2019 Auburn Baseball
Overall Statistics for Auburn (as of Apr 22, 2019)
(Last 10 Sorted by Batting avg)**



Record: 3-7 Home: 2-4 Away: 1-3 SEC: 3-5

Player	avg	gp-gs	ab	r	h	2b	3b	hr	rbi	tb	slg%	bb	hp	so	gdp	ob%	sf	sh	sb-att	po	a	e	fld%	
1 Ward, Judd	.342	10-10	38	8	13	4	0	0	4	17	.447	9	1	11	0	.479	0	2	1-1	20	2	1	.957	
9 Bliss, Ryan	.303	10-10	33	3	10	2	0	0	4	12	.364	6	1	6	2	.405	2	0	1-2	16	39	2	.965	
6 Scheffler, Matt	.278	9-9	36	5	10	1	0	0	1	11	.306	1	2	4	1	.333	0	0	0-0	87	7	1	.989	
10 Julien, Edouard	.220	10-10	41	6	9	4	0	2	10	19	.463	5	0	14	0	.292	2	0	1-1	8	13	3	.875	
24 Davis, Conor	.209	10-10	43	5	9	1	0	3	8	19	.442	2	0	15	0	.244	0	0	0-0	0	0	0	.000	
4 Woley, Rankin	.200	9-9	40	1	8	1	0	0	1	9	.225	1	0	7	1	.220	0	0	0-0	76	5	0	1.000	
16 Howell, Kason	.175	10-10	40	3	7	0	0	0	2	7	.175	6	3	14	1	.327	0	1	1-1	22	1	0	1.000	
41 Williams, Steven	.171	10-10	35	3	6	1	0	0	2	7	.200	4	0	7	0	.250	1	1	1-1	20	2	0	1.000	
17 Holland, Will	.152	10-10	33	6	5	2	0	2	5	13	.394	6	2	10	0	.317	0	1	0-2	7	26	1	.971	

7 Johnson, Ed	1.000	2-0	2	0	2	0	0	0	0	2	1.000	0	0	0	0	1.000	0	0	0-0	0	0	0	.000	
38 Olson, Brett	1.000	1-0	1	0	1	0	0	0	0	1	1.000	0	0	0	0	1.000	0	0	0-0	1	0	0	1.000	
2 Lau, Everett	.500	2-0	2	1	1	0	0	0	0	1	.500	1	0	1	0	.667	0	0	0-0	0	0	0	.000	
11 Hall, Chase	.333	2-1	3	0	1	0	0	0	0	1	.333	0	0	2	0	.333	0	0	0-0	5	0	0	1.000	
19 Moore, Brody	.250	3-1	4	1	1	0	0	0	1	1	.250	1	0	0	1	.400	0	0	0-0	12	2	0	1.000	
3 Warner, Devin	.000	2-0	2	0	0	0	0	0	0	0	.000	0	0	1	0	.000	0	0	0-0	0	0	0	.000	
21 Henderson, Jackso	.000	1-0	1	0	0	0	0	0	0	0	.000	0	0	1	0	.000	0	0	0-0	0	0	0	.000	
5 Eaton, Jarrett	.000	3-0	0	0	0	0	0	0	0	0	.000	0	0	0	0	.000	0	0	0-0	2	0	0	1.000	
Totals	.234	10	354	42	83	16	0	7	38	120	.339	42	9	93	6	.327	5	5	5-8	282	113	10	.975	
Opponents	.269	10	361	61	97	15	2	9	60	143	.396	55	4	90	6	.368	4	5	13-17	287	107	13	.968	

LOB - Team (86), Opp (86). DPs turned - Team (7), Opp (6). IBB - Team (3), Bliss, R. 1, Williams, S. 1, Howell, K. 1, Opp (3). Picked off - Howell, K. 1, Ward, J. 1.

(Last 10 Sorted by Earned run avg)

Player	era	w-l	app	gs	cg	sho	sv	ip	h	r	er	bb	so	2b	3b	hr	b/avg	wp	hp	bk	sfa	sha		
20 Greenhill, Cody	1.74	1-0	4	0	0	0/1	2	10.1	6	2	2	3	9	2	0	1	.162	1	1	0	0	0		
37 Watson, Ryan	3.52	0-0	5	0	0	0/1	0	7.2	9	3	3	4	11	3	0	0	.300	1	0	0	0	1		
18 Fuller, Brooks	3.86	1-0	4	3	0	0/1	0	14.0	12	7	6	11	14	0	1	2	.240	3	0	0	1	1		
32 Burns, Tanner	4.91	0-2	2	2	0	0/0	0	11.0	12	6	6	4	14	3	1	1	.286	2	1	0	1	0		
33 Morrison, Will	5.87	0-0	4	0	0	0/0	0	7.2	6	5	5	1	2	3	0	0	.240	0	1	0	0	1		
43 Fitts, Richard	6.17	1-2	3	2	0	0/0	0	11.2	14	8	8	3	8	0	0	1	.311	0	0	0	0	0		
14 Anderson, Elliott	6.35	0-1	4	0	0	0/0	0	11.1	11	8	8	6	14	1	0	2	.256	1	0	0	0	2		

44 Owen, Jack	0.00	0-0	1	0	0	0/0	0	2.1	0	0	0	1	1	0	0	0	.000	0	0	0	0	0		
40 Wade, Garrett	8.10	0-0	3	2	0	0/0	0	6.2	12	9	6	5	6	2	0	0	.364	1	1	0	1	0		
36 Gray, Kyle	9.00	0-0	2	0	0	0/0	0	2.0	2	2	2	4	1	0	0	0	.250	0	0	0	0	0		
29 Skipper, Carson	9.53	0-1	3	1	0	0/0	0	5.2	4	6	6	9	6	0	0	2	.190	0	0	0	0	0		
31 Schilleci, Blake	11.57	0-1	3	0	0	0/0	0	2.1	7	3	3	2	2	1	0	0	.538	1	0	0	1	0		
8 Horn, Bailey	13.50	0-0	2	0	0	0/0	0	1.1	2	2	2	2	2	0	0	0	.333	1	0	0	0	0		
Totals	5.46	3-7	10	10	0	1/1	2	94.0	97	61	57	55	90	15	2	9	.269	11	4	0	4	5		
Opponents	3.39	7-3	10	10	0	2/2	3	95.2	83	42	36	42	93	16	0	7	.234	10	9	0	5	5		

PB - Team (1), Scheffler, M 1, Opp (2). Pickoffs - Team (0), Opp (2). SBA/ATT - Scheffler, M (10-13), Hall, C. (3-3), Morrison, W. (3-3), Wade, G. (3-3), Burns, T. (1-2), Watson, R. (1-2), Horn, B. (2-2), Schilleci, B (1-1), Fuller, B. (1-1), Fitts, R. (0-1), Skipper, C. (1-1), Anderson, E. (0-1).

GAMES SUMMARY



**2019 Auburn Baseball
Games Summary for Auburn (as of Apr 22, 2019)
(All games)**



Score by innings	1	2	3	4	5	6	7	8	9	EX	Total
Auburn	27	29	33	21	29	23	26	30	9	5	232
Opponents	23	29	15	28	20	16	16	32	3	8	190

Record when ...

Overall	26-14	After 6 leading	20-1
Conference	10-8 trailing	2-11
Non-Conference	16-6 tied	4-2
Home games	18-6	After 7 leading	22-1
Away games	8-7 trailing	1-10
Neutral site	0-1 tied	3-3
Day games	15-6	After 8 leading	26-0
Night games	11-8 trailing	0-13
vs Left starter	5-4 tied	0-1
vs Right starter	21-10		
1-Run games	3-0	Hit 0 home runs	12-10
2-Run games	5-2	... 1 home run	9-2
5+Run games	11-7	... 2+ home runs	5-2
Extra innings	2-2		
Shutouts	7-3	Opponent 0 home runs	17-6
	 1 home run	4-4
	 2+ HRs	5-4
Scoring 0-2 runs	2-6		
..... 3-5 runs	8-4		
..... 6-9 runs	10-3	Made 0 errors	10-3
..... 10+ runs	6-1 1 error	7-6
	 2+ errors	9-5
Opponent 0-2 runs	14-0		
..... 3-5 runs	10-4	Opp. made 0 errors	7-4
..... 6-9 runs	2-6 1 error	8-5
..... 10+ runs	0-4 2+ errors	11-5
Scored in 1st inning	10-2	Out-hit opponent	15-2
Opp. scored in 1st	9-4	Out-hit by opponent	6-10
Scores first	12-5	Hits are tied	5-2
Opp. scores first	14-9		

Record when team scores:

Runs	0	1	2	3	4	5	6	7	8	9	10+
W-L	0-3	0-2	2-1	0-3	3-0	5-1	5-3	3-0	1-0	1-0	6-1

Record when opponent scores:

Runs	0	1	2	3	4	5	6	7	8	9	10+
W-L	7-0	2-0	5-0	4-0	1-3	5-1	0-2	0-1	0-1	2-2	0-4

Record when leading after:

Inn.	1	2	3	4	5	6	7	8
W-L	7-2	10-3	13-5	16-2	18-2	20-1	22-1	26-0

Record when trailing after:

Inn.	1	2	3	4	5	6	7	8
W-L	5-4	9-6	9-8	6-11	4-10	2-11	1-10	0-13

Record when tied after:

Inn.	1	2	3	4	5	6	7	8
W-L	14-8	7-5	4-1	4-1	4-2	4-2	3-3	0-1

Current winning streak: 1
 Longest winning streak: 15
 Longest losing streak: 4

Home attendance : 78535 (24 dates avg = 3272)
 Away attendance : 92918 (16 dates avg = 5807)
 Total attendance: 171453 (40 dates avg = 4286)

APR. 9 VS JACKSONVILLE STATE



2019 Auburn Baseball
Jacksonville State at #19 Auburn
Apr 09, 2019 at Auburn, Ala. (Plainsman Park)

**Jacksonville State 11 (17-15)**

Player	ab	r	h	rbi	bb	so	po	a	lob
Tre Kirklin cf	3	0	0	0	0	2	0	0	0
Carson Crowe ph/lf	1	0	0	1	1	1	1	0	0
Cole Frederick 2b	5	0	0	0	0	2	2	2	1
Alex Webb c	3	2	2	2	2	0	11	1	2
Nic Gaddis 3b	4	1	2	1	1	0	0	0	1
Isaac Alexander ss	5	2	2	0	0	0	1	2	2
Chase Robinson rf	5	2	2	2	0	1	2	0	0
Alex Strachan 1b	4	2	1	1	1	0	6	0	0
Nash Adams lf/cf	2	1	0	1	3	0	3	0	0
Andrew Naismith dh	4	1	1	3	1	0	0	0	1
Cody Willingham p	0	0	0	0	0	0	0	0	0
Isaiah Magwood p	0	0	0	0	0	0	0	0	0
Michael Gilliland p	0	0	0	0	0	0	1	1	0
Totals	36	11	10	11	9	6	27	6	7

Auburn 6 (23-10)

Player	ab	r	h	rbi	bb	so	po	a	lob
Ward, Judd lf	4	2	2	1	1	2	1	0	1
Howell, Kason cf	5	0	1	0	0	2	2	0	0
Julien, Edouard 3b	4	1	1	3	0	1	0	3	0
Davis, Conor dh	5	0	1	1	0	2	0	0	1
Bliss, Ryan 2b	4	0	2	0	0	1	2	4	1
Scheffler, Matt c	4	0	1	0	0	2	7	1	1
Williams, Steven rf	2	1	0	0	2	1	2	0	2
Holland, Will ss	4	1	1	0	0	0	0	3	1
Moore, Brody 1b	3	1	1	1	1	0	12	1	0
Wade, Garrett p	0	0	0	0	0	0	0	1	0
Watson, Ryan p	0	0	0	0	0	0	0	0	0
Anderson, Elliott p	0	0	0	0	0	0	0	0	0
Fuller, Brooks p	0	0	0	0	0	0	0	0	0
Skipper, Carson p	0	0	0	0	0	0	0	0	0
Morrison, Will p	0	0	0	0	0	0	1	1	0
Totals	35	6	10	6	4	11	27	14	7

Score by Innings	1	2	3	4	5	6	7	8	9	R	H	E
Jacksonville State	0	0	0	6	0	0	5	0	0	11	10	1
Auburn	2	3	1	0	0	0	0	0	0	6	10	1

E - WILLINGHAM,C(1); Julien, E.(7). LOB - JSU 7; AUBURN 7. 2B - WEBB,Alex(9); ROBINSON,Cha(4); Ward, J.(5); Holland, W.(4). HR - Julien, E.(7). SF - Julien, E.(2). SB - Ward, J.(3). CS - GADDIS,Nicho(5).

Jacksonville State	ip	h	r	er	bb	so	ab	bf	np	Auburn	ip	h	r	er	bb	so	ab	bf	np
Cody Willingham	1.0	5	4	4	1	1	8	9	42	Wade, Garrett	3.0	6	5	5	3	2	15	18	66
Isaiah Magwood	3.2	4	2	2	1	7	13	15	68	Watson, Ryan	2.1	2	1	1	0	3	9	9	40
Michael Gilliland	4.1	1	0	0	2	3	14	16	67	Anderson, Elliott	0.2	2	4	4	2	1	4	6	28
										Fuller, Brooks	0.0	0	1	1	2	0	0	2	15
										Skipper, Carson	0.0	0	0	0	2	0	0	2	10
										Morrison, Will	3.0	0	0	0	0	0	8	8	28

Win - GILLILAND,Mi (1-0). Loss - Anderson, E. (5-1). Save - None.

WP - WILLINGHAM,C(7). PB - Scheffler, M(6). Pitches/strikes: WILLINGHAM,C 42/26; MAGWOOD,Isai 68/38; GILLILAND,Mi 67/35; Wade, G. 66/38; Watson, R. 40/24; Anderson, E. 28/16; Fuller, B. 15/7; Skipper, C. 10/2; Morrison, W. 28/20.

Umpires - HP: Craig Mirr 1B: Jeff Head 2B: Morris Hodges 3B: Kevin Bradley

Start: 6:02 pm Time: 3:49 Attendance: 2838

Weather: 72, partly cloudy

WILLINGHAM,C faced 2 batters in the 2nd.

Wade, G. faced 5 batters in the 4th.

Anderson, E. faced 4 batters in the 7th.

Fuller, B. faced 2 batters in the 7th.

Skipper, C. faced 2 batters in the 7th.

TV/RADIO ROSTER



1 JUDD WARD



2 EVERETT LAU




3 DEVIN WARNER




4 RANKIN WOLEY



5 JARRETT EATON



6 MATT SCHEFFLER



7 ED JOHNSON



8 BAILEY HORN




9 RYAN BLISS



10 EDOUARD JULIEN



11 CHASE HALL



12 RYAN HOERTER



13 DAVIS DANIEL



14 ELLIOT ANDERSON



16 KASON HOWELL



17 WILL HOLLAND



18 BROOKS FULLER



19 BRODY MOORE



20 CODY GREENHILL



21 JACKSON HENDERSON



22 FORD LUTTRELL



23 PEYTON GLAVINE



24 CONOR DAVIS



25 DAWSON SWEATT



26 TROY BEARDEN



29 CARSON SKIPPER



31 BLAKE SCHILLECI



32 TANNER BURNS



33 WILL MORRISON



36 KYLE GRAY



37 RYAN WATSON




38 BRETT OLSON




40 GARRETT WADE



41 STEVEN WILLIAMS



43 RICHARD FITTS



44 JACK OWEN



30 BUTCH THOMPSON



35 KARL NONEMAKER



39 GABE GROSS



34 STEVE SMITH