

2019 OLE MISS BASEBALL

2018 SEC TOURNAMENT CHAMPIONS • 2018 SEC WEST CHAMPIONS

MEDIA CONTACT: ALEX SIMS • APSIMS@OLEMISS.EDU • @APSIMS

OLEMISSSPORTS.COM • @OLEMISSBSB • @COACHMIKEBIANCO



No. 11 Ole Miss REBELS

(26-12, 9-6 SEC West)

Head Coach: Mike Bianco
At Ole Miss: 736-424-1 (19th)
Career: 836-495-1 (22nd)

GAMES 39-41

Dates: Apr. 18-20

First Pitch: 6 p.m. | 6 p.m. | 1 p.m.

Location: Auburn, Alabama

Venue: Hitchcock Field at Plainsman Park (4,096)

Dimensions: LF-315, CF-385, RF-331

TV: SEC Network +

Play by Play: Andy Burcham

Analyst: Gregg Olson (Thu.) | Mark Fuller (Fri./Sat.)

Radio: Ole Miss Radio Network

Play by Play: David Kellum

Analyst: Keith Kessinger

Series History: Ole Miss leads 88-87

Last Series: May 10-12, 2018 in Oxford

5-4, Ole Miss | 8-3, Ole Miss | 10-3, Ole Miss

Last Meeting: May 25, 2018 in SEC Tourney

7-0, Ole Miss



No. 23 Auburn TIGERS

(24-13, 8-7 SEC West)

Head Coach: Butch Thompson
At Auburn: 127-95 (4th)
Career: 166-107 (5th)

LEADING OFF

- Ole Miss enters the weekend coming off of a 5-2 midweek win over Memphis. The Rebels will look to get back on track in SEC play after dropping a Sunday doubleheader at home against Kentucky last weekend.
- With Tuesday's win, head coach Mike Bianco moved past former Kentucky HC Keith Madison to become the 4th all-time winningest coach in SEC history. If the Rebels win two this weekend, he'll move to a tie for 3rd all-time.
- Ole Miss has won five of its last six meetings with Auburn, including a sweep during the regular season in Oxford last year. The two squads then met twice in the SEC Tournament, with Auburn winning the first, 9-3, and Ole Miss taking the second, 7-0. Ole Miss holds an 88-87 advantage in the all-time series.
- The Rebels have scored the ninth-most runs in the nation this season at 303, good for 2nd in the SEC. They're also averaging 8.1 runs per game, the second-most in the conference and 19th in the country.
- Ole Miss leads the SEC and is No. 10 in the country with a .410 team on-base percentage.
- Junior shortstop Grae Kessinger has been on a tear, improving his batting average by .117 since the start of SEC play. Last week, Kessinger hit .727 (8-for-11) with an .824 on-base percentage and 1.091 slugging percentage. He scored five runs and drove in five more. He has reached base successfully in the last 26 straight games.
- Junior first baseman/DH Cole Zabowski enters the weekend on an 12-game hitting streak. In that span, Zabowski is slashing .426/.481/.766 with four doubles, four home runs, 12 runs scored and 17 RBI.
- Sophomore IF/OF Anthony Servideo has emerged as a dangerous offensive weapon over the last 10 games, hitting .441 with 13 runs scored and 15 hits, including his first career triple.
- Sophomore third baseman Tyler Keenan is No. 6 in the nation and first in the SEC with 49 RBI.
- Parker Caracci has gone 11.1 innings w/ 0 runs allowed, giving up just five hits with three walks and 15 strikeouts.

PROJECTED STARTING LINEUP

POSITION PLAYERS

Pos.	No.	Name	Yr.	B/T	GP-GS	Avg.	R	H	2B	3B	HR	RBI	Of Note:
C	13	Cooper Johnson	Jr.	R/R	33-30	.294	18	30	8	0	4	17	Caught 14 would-be base stealers (Leads SEC)
1B	14	Cole Zabowski	Jr.	L/L	38-38	.331	32	47	9	0	8	36	On 12-gm hit streak (4 HR during streak)
2B	1	Jacob Adams	Sr.	L/R	30-23	.222	14	16	1	0	0	10	.988 fld. % is best among starting IF
3B	10	Tyler Keenan	So.	L/R	38-38	.286	23	40	3	1	9	49	No. 6 in the nation, 1st in SEC w/ 49 RBI
SS	15	Grae Kessinger	Jr.	R/R	38-38	.338	44	51	13	0	2	29	Reached base 26 straight gm; Hit .727 last wk
LF	6	Thomas Dillard	Jr.	S/R	37-37	.336	40	44	5	1	9	35	No. 2 in SEC in walks; 3rd in on-base pct.
CF	2	Ryan Olenek	Sr.	R/R	36-36	.370	32	51	11	1	1	26	6th in SEC in hits and batting average
RF	3	Anthony Servideo	So.	L/R	36-31	.300	38	33	5	1	0	15	Last 10 gm: .441/.486/.500, 13 R, 15 H
DH	35	Kevin Graham	Fr.	L/R	26-17	.250	12	17	4	1	5	16	Hit 5th career HR Sun. vs. Kentucky

ROTATION

Pos.	No.	Name	Yr.	App-GS	W-L	ERA	IP	H	ER	BB	SO	Avg.	Of Note:
RHP	20	Will Ethridge	Jr.	8-8	5-2	1.76	41.0	35	8	15	38	.235	No. 5 in the SEC, 35th in nation in ERA
LHP	26	Doug Nikhazy	Fr.	12-6	3-3	3.57	40.1	38	16	15	41	.255	Last week's SEC Freshman of the Week
RHP	17	Gunnar Hoglund	Fr.	9-8	1-1	4.60	31.1	35	16	6	28	.282	Fewest H allowed among qualifying P in SEC

2019 SCHEDULE

DAY	DATE	OPPONENT	RESULT/TIME
Fri.	Feb. 15	WRIGHT STATE	W, 10-1
Sat.	Feb. 16	WRIGHT STATE	L, 5-9
Sun.	Feb. 17	WRIGHT STATE	Cancelled
Wed.	Feb. 20	ARKANSAS STATE	W, 15-3
Fri.	Feb. 22	at Tulane	W, 6-4
Sat.	Feb. 23	at Tulane	L, 12-13
Sun.	Feb. 24	at Tulane	W, 6-3
Tue.	Feb. 26	UT MARTIN	W, 12-6
Fri.	Mar. 1	LONG BEACH STATE	W, 7-2
Sat.	Mar. 2	LONG BEACH STATE	W, 7-6
Sat.	Mar. 2	LONG BEACH STATE	W, 5-3
Tue.	Mar. 5	LITTLE ROCK	W, 11-8
Wed.	Mar. 6	#14 ECU	L, 2-3
Fri.	Mar. 8	UAB	W, 15-9
Sat.	Mar. 9	UAB	W, 13-4
Sun.	Mar. 10	UAB	W, 2-1
Tue.	Mar. 12	at #7 Louisville	L, 3-4 (10)
Wed.	Mar. 13	at #7 Louisville	L, 8-10
Fri.	Mar. 15	ALABAMA*	W, 1-0
Sat.	Mar. 16	ALABAMA*	L, 6-8
Sun.	Mar. 17	ALABAMA*	W, 12-2
Tue.	Mar. 19	ARKANSAS-PINE BLUFF	W, 12-2
Wed.	Mar. 20	ARKANSAS-PINE BLUFF	W, 25-0
Fri.	Mar. 22	at Missouri*	L, 1-2
Sat.	Mar. 23	at Missouri*	W, 3-0
Sun.	Mar. 24	at Missouri*	L, 8-5
Tue.	Mar. 26	at Memphis #	W, 9-6
Fri.	Mar. 29	at #8 Arkansas*	L, 3-5
Sat.	Mar. 30	at #8 Arkansas*	W, 4-3
Sun.	Mar. 31	at #8 Arkansas*	W, 10-5
Tue.	Apr. 2	NORTH ALABAMA	L, 6-10
Fri.	Apr. 5	#16 FLORIDA*	W, 12-4
Sat.	Apr. 6	#16 FLORIDA*	W, 16-4
Sat.	Apr. 6	#16 FLORIDA*	W, 12-10
Tue.	Apr. 9	vs. Southern Miss ^	W, 11-2
Fri.	Apr. 12	KENTUCKY*	W, 8-2
Sat.	Apr. 13	KENTUCKY*	L, 1-4
Sun.	Apr. 14	KENTUCKY*	L, 2-4
Tue.	Apr. 16	MEMPHIS	W, 5-2
Thu.	Apr. 18	at #22 Auburn*	6 p.m.
Fri.	Apr. 19	at #22 Auburn*	6 p.m.
Sat.	Apr. 20	at #22 Auburn*	1 p.m.
Tue.	Apr. 23	vs. #2 Mississippi State %	6 p.m.
Thu.	Apr. 25	#17 TEXAS A&M*	6 p.m.
Fri.	Apr. 26	#17 TEXAS A&M*	6:30 p.m.
Sat.	Apr. 27	#17 TEXAS A&M*	2 p.m.
Wed.	May 1	at Southern Miss	6 p.m.
Fri.	May 3	at #9 LSU*	7 p.m.
Sat.	May 4	at #9 LSU*	6:30 p.m.
Sun.	May 5	at #9 LSU*	2:30 p.m.
Fri.	May 10	#2 MISSISSIPPI STATE*	6:30 p.m.
Sat.	May 11	#2 MISSISSIPPI STATE*	6 p.m.
Sun.	May 12	#2 MISSISSIPPI STATE*	12 p.m.
Tue.	May 14	at Arkansas State	6:30 p.m.
Thu.	May 16	at #22 Tennessee*	5:30 p.m.
Fri.	May 17	at #22 Tennessee*	5:30 p.m.
Sat.	May 18	at #22 Tennessee*	1 p.m.
	May 21-26	SEC Tournament	TBA
	May 31-Jun. 2	NCAA Regionals	TBA
	Jun. 7-9	NCAA Super Regionals	TBA
	Jun. 15-26	NCAA College World Series	TBA

^ - Trustmark Park (Pearl, Miss.)

- AutoZone Park (Memphis, Tenn.)

% - Governor's Cup at Trustmark Park (Pearl, Miss.)

* - Southeastern Conference game

HOME GAMES INDICATED IN BOLD AND CAPS

All times Central and subject to change

QUICK FACTS

UNIVERSITY

Name University of Mississippi (Ole Miss)
 Location Oxford, Miss.
 Founded Nov. 6, 1848
 Enrollment 23,258
 Nickname Rebels
 Colors Cardinal Red & Navy Blue
 Conference Southeastern (West)
 Interim Chancellor Larry Sparks
 Vice Chancellor for Intercollegiate Athletics Ross Bjork
 Faculty Athletics Representative Ron Rychlak

STADIUM INFO

Home Stadium O-U Stadium/Swayze Field
 Capacity 11,477
 Dimensions LF-330, CF-390, RF-330

COACHING/SUPPORT STAFF

Head Coach Mike Bianco
 Alma Mater LSU, 1989
 Record at Ole Miss 736-424-1
 Year at Ole Miss 19th
 Overall Record (21 Years) 836-495-1
 Assistant Coach Carl Lafferty
 Alma Mater Ole Miss, 2004
 Year at Ole Miss 13th
 Assistant Coach Mike Clement
 Alma Mater Morningside College, 2002
 Year at Ole Miss 5th
 Volunteer Assistant Coach Marc MacMillan
 Alma Mater Ole Miss, 1996
 Year at Ole Miss 6th

PROGRAM HISTORY

First Year of Baseball 1893
 All-Time Record (118 Seasons) 2209-1595-20 (.580)
 All-Time SEC Record 843-951-2 (.469)
 SEC Championships 9
 NCAA Tournament Appearances 22
 NCAA Tournament Record 54-48 (.529)
 NCAA Regional Championships 9
 NCAA Super Regional Appearances 5
 College World Series Appearance 5

TEAM INFORMATION

2018 Overall Record 48-17 (.783)
 2018 SEC Record (Finish) 18-12 (.600 - T1st West)
 2018 NCAA Postseason NCAA Oxford Regional
 Letterwinners Returning/Lost 23/8
 Position Starters Returning/Lost 7/2
 Pitchers Returning/Lost 11/5
 Newcomers 14

COMMUNICATIONS

Baseball Communications Contact Alex Sims
 Email apsims@olemiss.edu
 Work Phone 662-816-9610
 Cell Phone 515-720-2260
 Secondary Contact Davis McCool
 Email dcmccool@go.olemiss.edu

ON THE WEB

Baseball Twitter @OleMissBSB
 Baseball Instagram @OleMissBSB
 Baseball Facebook OleMissBaseball
 Athletics Website OleMissSports.com
 Gameday Fan Info OleMissGameday.com

FAN INFO

GAMEDAY INFORMATION

- OleMissGameday.com
- OleMissGameday.com/baseball/parking
- OleMissTix.com

GENERAL ADMISSION SEATING

General Admission seating is located in left field and overflow into right field. For left field and right field general admission, you are allowed to bring in your own folding chair to sit in. You are only able to enter the stadium with a folding chair through the left or right field gate entrances and are responsible for removing your chair after the game has ended. If all seats are filled in left field or right field, we offer standing room only around the stadium. Please be mindful when standing around the stadium as to not block another person's view.

PROMO SCHEDULE

TUESDAY

- Men's Health Night
- First 500 fans get red Ole Miss hat
- \$1 Hot Dog Night
- Kids Night - Kids 12 and under get in free

THURSDAY


- at Auburn

FRIDAY

- at Auburn

SATURDAY

- at Auburn



WEEKLY SCHEDULE

TUESDAY	WEDNESDAY	THURSDAY	FRIDAY	SATURDAY	SUNDAY
<ul style="list-style-type: none"> • Game 38 vs. Memphis 6 p.m. CT SEC Network + 	<ul style="list-style-type: none"> • Travel Day 	<ul style="list-style-type: none"> • Game 39 at Auburn 6 p.m. CT SEC Network + 	<ul style="list-style-type: none"> • Game 40 at Auburn 6 p.m. CT SEC Network + 	<ul style="list-style-type: none"> • Game 41 at Auburn 1 p.m. CT SEC Network+ 	<ul style="list-style-type: none"> • Off

ATHLETICS COMMUNICATIONS: Assistant director of communications Alex Sims handles all communications duties for the Ole Miss baseball program. For any questions or special requests, contact Alex at apsims@olemiss.edu or at (515) 720-2260.

PRACTICES/INTERVIEWS: The Rebels practice throughout the week and media availability will typically take place on Monday or Tuesday, depending on the week's schedule. The media op will generally range in the 1-2 p.m. time frame, but notification will be sent out in advance of specific details. Practices are generally open for those wishing to watch, but give a heads up. Office and phone interviews may also be arranged throughout the week, depending on the schedule and student-athletes' media block. Please notify the communications staff of any special requests or any questions relating to media ops.

WWW.OLEMISSSPORTS.COM: All information regarding the Rebels, including player/coach bios, game recaps, notes, stats, and more, can be found online at the Official Website of Ole Miss Athletics, OleMissSports.com.

LIVE STATS: Live stats are available for each Ole Miss baseball game. Links to follow will be made available online at OleMissSports.com, and can generally be found specifically in the game previews or in the game notes. For all Rebel home games, live stats are available on the schedule page via Gametracker, or on StatBroadcast by visiting olemiss.statbroadcast.com.

WORKING CREDENTIALS: For any special credential requests, please email Alex Sims at least 24 hours in advance of the game to receive credentials. Any last minute credential requests will be left at the Ole Miss Athletics Ticket Office will call location, located at the entrance of O-U Stadium/Swayze Field. For any other questions relating to credentials please contact the communications staff.

MEDIA PARKING: All season-long credential owners are permitted to park in Lot A, which is located next to the Main Athletics Building on the north side of Vaught-Hemingway Stadium. Single-came credential holders will also be placed on a list to park in Lot A.

TELEVISION INFORMATION: All Ole Miss home games not already scheduled for national television are broadcast live on SEC Network+, via WatchESPN.com and the ESPN app. Links for these broadcasts are made available on the schedule page at OleMissSports.com, as well as in each week's copy of the game notes. All other games scheduled on the ESPN family of networks can be found on the schedule page online, as well as the notes.

VISITING RADIO: All visiting teams traveling to O-U Stadium/Swayze Field will have full access to the venue's visiting radio booth, which is plenty spacious enough for a full crew plus any other traveling staff. For any special accommodations relating to radio please inform the communications staff prior to the game so arrangements can be made.

FOLLOW THE REBELS: Fans and media alike can get an exclusive, behind-the-scenes look at the Rebels on their official social media accounts, listed below and to the left. All four platforms will provide exclusive content throughout the season. Fans and media can also follow the Official Social Media Accounts of Ole Miss Athletics on Twitter (@OleMissSports), on Facebook (Facebook.com/OleMissSports), on Instagram (olemissathletics), and on Snapchat (weareolemiss).

OLE MISS REBELS STYLE GUIDE

<p>NAME Ole Miss (preferred) University of Mississippi Mississippi</p>	<p>LOGO</p>	<p>COLORS Cardinal Red (PMS 186) Navy Blue (PMS 2767)</p>
<p>NICKNAME Rebels</p>		<p>MASCOT</p> <p>Tony</p>

2019 ROSTER

NUMERICAL

NO.	NAME	POS.	B/T	HT./WT.	YR.-EXP.	HOMETOWN/PREVIOUS SCHOOL
1	Adams, Jacob	IF	L/R	5-9/170	Sr.-1L	Conway, AR/Crowder College
2	Olenek, Ryan	OF/IF	R/R	6-4/190	Sr.-3L	Winter Park, FL/Trinity Prep
3	Anthony Servideo	IF	L/R	5-10/170	So.-1L	Jupiter, FL/Jupiter HS
4	Loposer, Knox	C	R/R	5-10/195	Fr.-HS	Madison, MS/Jackson Prep
6	Dillard, Thomas	OF/C	S/R	6-0/230	Jr.-2L	Oxford, MS/Oxford HS
7	Hall, Josh	OF	L/R	5-9/185	Fr.-HS	Birmingham, AL/Homewood HS
8	Bench, Justin	IF	R/R	6-0/180	Fr.-HS	Redington Beach, FL/ Calvary Christian
9	Spears, Michael	OF	R/R	5-11/190	So.-1L	Winter Park, FL/Orangewood Christian
10	Keenan, Tyler	IF	L/R	6-3/240	So.-1L	Clayton, NC/Cleveland HS
11	Cockrell, Chase	IF/OF	R/R	6-4/225	Sr.-2L	Bastrop, LA/Hinds CC
12	Holston, Greer	RHP	R/R	6-4/220	Jr.-2L	Long Beach, MS/IMG Academy
13	Johnson, Cooper	C	R/R	6-0/215	Jr.-2L	Munedelein, IL/Carmel Catholic HS
14	Zabowski, Cole	IF	L/L	6-5/240	Jr.-2L	Lawrenceville, GA/Collins Hill
15	Kessinger, Grae	IF	R/R	6-2/200	Jr.-2L	Oxford, MS/Oxford HS
17	Hoglund, Gunnar	RHP/IF	L/R	6-4/225	Fr.-HS	Hudson, FL/Dayspring Christian Academy
18	Green, Connor	RHP	R/R	6-4/225	Sr.-3L	Collierville, TN/St. Georges HS
19	Nabors, Hunter	C	R/R	5-11/215	Jr.-JC	Montevallo, AL/Itawamba CC
20	Ethridge, Will	RHP	R/R	6-5/240	Jr.-2L	Liburn, GA/Parkview HS
21	Fowler, Jordan	LHP	L/L	6-3/180	So.-1L	Union City, TN/Dyer County HS
22	Hill, Kaleb	LHP	R/L	6-3/220	Fr.-HS	Pine Bluff, AR/Watson Chapel
24	Phillips, Zack	LHP	L/L	6-0/170	Jr.-JC	Texarkana, AR/Grayson County College
25	Elko, Tim	IF/OF	R/R	6-4/225	So.-1L	Lutz, FL/Hillsborough HS
26	Nikhazy, Doug	LHP/OF	L/L	5-10/200	Fr.-HS	Windermere, FL/West Orange
27	Broadway, Taylor	RHP	R/R	5-11/205	Jr.-JC	Cypress, TX/Tyler Junior College
28	Miller, Austin	RHP	R/R	6-7/225	Jr.-1L	North Liberty, IA/Kirkwood CC
29	Cioffi, Max	RHP	R/R	6-4/220	So.-1L	Chicago, IL/Saint Patrick HS
31	Coates, Colin	RHP	R/R	6-0/205	Sr.-1L	Nesbit, MS/Hinds CC
32	Fitzsimmons, Michael	IF	R/R	6-1/230	R-Sr.-3L	Eads, TN/Memphis University School
34	Myers, Tyler	RHP	R/R	6-1/190	Jr.-JC	Houston, TX/Paris Junior College
35	Graham, Kevin	IF	L/R	6-0/195	Fr.-HS	O'Fallon, MO/Westminster Christian
38	Savell, Logan	RHP	R/R	6-4/180	Fr.-HS	Madison, MS/Madison Central
39	Steinberg, Jacob	RHP	R/R	6-2/225	Fr.-HS	Darnestown, MD/St. John's College
40	Roth, Houston	RHP	R/R	6-3/220	Jr.-2L	Oxford, MS/Oxford HS
41	Smith, Pierce	LHP	L/L	6-5/220	Sr.-1L	Marietta, GA/Walton HS
44	Gindl, Carl	OF	L/R	5-10/185	So.-1L	Cantonment, FL/Pensacola Catholic HS
58	Falk, Ray	RHP	R/R	6-3/220	Jr.-JC	Pacifica, CA/Skyline College
65	Caracci, Parker	RHP	R/R	6-0/205	R-Jr.-2L	Jackson, MS/Jackson Prep

ALPHABETICAL

NO.	NAME	MAJOR
1	Adams, Jacob	General Business
8	Bench, Justin	Freshman Studies
27	Broadway, Taylor	General Studies
65	Caracci, Parker	Marketing
29	Cioffi, Max	Freshman Studies
31	Coates, Colin	Exercise Science
11	Cockrell, Chase	Criminal Justice
6	Dillard, Thomas	Sport and Recreation Admin.
25	Elko, Tim	Exercise Science
20	Ethridge, Will	General Business
58	Falk, Ray	General Studies
32	Fitzsimmons, Michael	Managerial Finance
21	Fowler, Jordan	General Business
44	Gindl, Carl	Electrical Engineering
35	Graham, Kevin	General Business
18	Green, Connor	Banking & Finance/Managerial Finance
7	Hall, Josh	Freshman Studies
22	Hill, Kaleb	Freshman Studies
17	Hoglund, Gunnar	General Studies
12	Holston, Greer	General Business
13	Johnson, Cooper	Sport and Recreation Admin.
10	Keenan, Tyler	Sport and Recreation Admin.
15	Kessinger, Grae	Managerial Finance
4	Loposer, Knox	Freshman Studies
28	Miller, Austin	General Business
34	Myers, Tyler	Exercise Science
19	Nabors, Hunter	General Studies
26	Nikhazy, Doug	Freshman Studies
2	Olenek, Ryan	General Business
24	Phillips, Zack	General Studies
40	Roth, Houston	Managerial Finance
38	Savell, Logan	Freshman Studies
3	Servideo, Anthony	Sport and Recreation Admin.
41	Smith, Pierce	Management
9	Spears, Michael	Accountancy
39	Steinberg, Jacob	Freshman Studies
14	Zabowski, Cole	History

COACHING STAFF

Head Coach: #5 Mike Bianco, 19th Season (LSU, 1989)

Assistant Coach: #16 Carl Lafferty, 13th Season (Ole Miss, 2004)

Assistant Coach: #30 Mike Clement, 5th Season (Morningside, 2002)

Volunteer Assistant Coach: #23 Marc MacMillan, 6th Season (Ole Miss, 1996)

SUPPORT STAFF

Director of Operations (External Affairs): Chris Cleary, 1st Season (Menlo, 2012)

Director of Operations (Internal Affairs): Chris Goudoras, 2nd Season (Bentley, 2015)

Athletic Trainer: Josh Porter, 7th Season (UNCG, 2007)

Strength and Conditioning: Zach Boone, 2nd Season (West Virginia, 2011)

ROSTER BREAKDOWN

BY CLASS

Seniors 7	Juniors 14	Sophomores 7	Freshmen 9
Jacob Adams	Taylor Broadway,	Max Gioffi	Justin Bench
Colin Coates	Parker Caracci,	Tim Elko	Kevin Graham
Chase Cockrell	Thomas Dillard, Will Ethridge,	Jordan Fowler	Josh Hall
Michael Fitzsimmons	Ray Falk, Greer Holston,	Carl Gindl	Kaleb Hill
Connor Green	Cooper Johnson,	Tyler Keenan	Gunnar Hoglund
Ryan Olenek	Grae Kessinger, Austin Miller,	Anthony Servideo	Knox Loposer
Pierce Smith	Tyler Myers, Hunter Nabors,	Michael Spears	Doug Nikhazy
	Zack Phillips, Houston Roth,		Logan Savell
	Cole Zabowski		Jacob Steinberg

PRONUNCIATION GUIDE

Parker Caracci	Cuh-RAY-see
Max Cioffi	CHO-fee
Carl Gindl	GIHN-dull
Gunnar Hoglund	HO-glund
Grae Kessinger	Gray KES-sing-er
Knox Loposer	Luh-POSS-er
Doug Nikhazy	Nuh-KAY-zee
Ryan Olenek	Oh-LIN-nick
Anthony Servideo	Sir-VID-ee-oh
Cole Zabowski	Zuh-BOW-ski

Mike Bianco	Bee-AIN-co

HEAD COACH MIKE BIANCO



HOMETOWN SEMINOLE, FLA.
ALMA MATER LSU, 1989

NOTING NO. 5

- Longest tenured coach in baseball, football or men's basketball in the SEC.
- All-time wins leader at Ole Miss
- 4th all-time winningest coach in SEC history
- Winningest active coach in the SEC
- 15 postseason berths in 18 seasons
- 106 Rebels selected in MLB Draft in 18 seasons
- Coached 19 future MLB Rebels in 19 seasons
- Two SEC Tournament titles, one SEC Regular-Season title, three SEC Western Division titles
- LSU graduate; caught Ben McDonald, Russ Springer, Curtis Leskanic, John O'Donoghue, Chad Ogea and Paul Byrd, led Tigers to CWS semifinals in 1989
- Has five children: sons, Michael, Benjamin (sophomore for Louisville baseball), Andrew (freshman for LSU baseball) and Samuel (Louisiana baseball commit) and one daughter, Catherine.

Ole Miss named Mike Bianco head coach of the Rebel baseball program on June 7, 2000. Since then, Bianco has become the winningest head coach in program history and one of the top coaches in Southeastern Conference history while establishing Ole Miss as one of the premier programs in college baseball.

In 18 seasons leading the program, Bianco has delivered 15 postseason appearances, including five Super Regional berths and a trip to the College World Series in 2014. He has racked up 710 victories, holding a 710-412-1 (.633) record. Those wins are the most in Rebel baseball history and rank fifth all-time among coaches in the SEC. He also stands as the winningest and longest-active coach in the SEC among the three major men's sports of baseball, men's basketball and football. The Rebels have reached the 30-win plateau in each of Bianco's 18 seasons, including seven 40-win campaigns, proving that the Rebels don't rebuild under Bianco—they reload.

The Rebels posted three straight 40-win seasons from 2005-07 for the first time in school history and have hit the program record of 48 wins three times, most recently a 48-17 (.738) season in 2018, which came as the best win percentage by a Rebel team in the past 48 seasons.

To become the all-time winningest coach in Ole Miss history, Bianco passed Rebel legend Jake Gibbs with his 486th win on March 9, 2013, against Lipscomb in non-conference action. On March 6, 2016, he won his 600th game at Ole Miss to become just the ninth coach in SEC history to record at least 600 wins. On May 11, 2018, Bianco became just the fifth coach in history to record 700 wins with an SEC school, as well as earning his 800th career win with a victory over Auburn.

The winning tradition has led to a wealth of success in the nation's strongest baseball conference. Under Bianco, the Rebels have won four SEC Western Division titles, two SEC Tournament titles and one SEC regular-season championship, coming in 2009. Ole Miss captured the SEC Tournament title in 2006 and again in 2018. The Rebels also won the SEC West crown in 2018, becoming just the second in program history to win both a divisional and tournament title in the same season.

AWARD-WINNING REBELS

On the field, Bianco has established a tradition of developing some of the nation's top players, as the Rebels have seen a combined 76 selections to All-America and Freshman All-America teams over the past 18 seasons. During the 2018 campaign, two Rebels earned Freshman All-America status in Tyler Keenan and Jordan Fowler, and closer Parker Caracci was selected to three different All-American teams. The feat marked the third consecutive season that Ole Miss has produced at least two Freshman All-Americans.

Ole Miss also became the first school to produce two different finalists for the Johnny Bench Award in consecutive seasons when Stuart Turner and Will Allen were named as finalists in 2013 and 2014, respectively. Turner claimed the award in 2013, becoming the first catcher in program history to be tabbed as the national catcher of the year. Nick Fortes carried on the tradition in 2018, earning a Johnny Bench Award semifinalist nod.

The Rebels have totaled 59 All-SEC nods under Bianco. Most recently, Ryan Olenek earned first-team honors in 2018, while Nick Fortes and Caracci were named to the second team. First baseman Cole Zabowski earned an All-Defensive Team nod, while Anthony Servideo was tabbed as an All-SEC freshman.

Bianco's Rebels have brought home a number of awards from the league office as well, including Stephen Head's SEC Player of the Year laurel in 2004, Drew Pomeranz earning SEC Pitcher of the Year honors in 2010 and the Rebels' trio of SEC Freshman of the Year winners: Seth Smith in 2002, Head in 2003 and Jordan Henry in 2007.

Bianco has also coached five C Spire Ferriss Trophy winners, given annually to the best college baseball player in Mississippi. Head won it in 2004, followed by Brian Pettway in 2005, Scott Bittle in 2008, Pomeranz in 2010 and Auston Bousfield in 2014.

The Rebels have also celebrated great academic success under Bianco. Five of his Rebels have been named CoSIDA Academic All-District. The SEC's First-Year Academic Honor Roll has included 59 Bianco-coached Rebels, while 194 student-athletes have been selected to the SEC Academic Honor Roll.

PERSONAL BACKGROUND

Bianco's winning ways can be traced back to his playing days. After spending two seasons at Indian River (Fla.) Community College, he played two seasons for Skip Bertman at perennial national-power LSU in 1988 and 1989. He was the starting catcher and team captain for the Tigers' 1989 team that finished third at the College World Series in Omaha, Nebraska. He homered in LSU's 6-3 win over Miami (Fla.) in the 1989 CWS to help advance the Tigers to the semifinals.

Bianco, 51, was born May 3, 1967, and is a native of Seminole, Florida. He is married to the former Camille Marquette, and the couple has five children: sons, Michael, Benjamin, Andrew and Samuel, and one daughter, Catherine.

Bianco was inducted into the Indian River Community College Hall of Fame in 2003. He was also named to the All-Alex Box Omaha Era Team by LSU in 2008. In 2010, Bianco was inducted into the Seminole High School Hall of Fame.

RECORD BREAKDOWN

OVERALL (22ND SEASON) 836-495-1 (.628)
AT OLE MISS (19TH SEASON) 736-424-1 (.634)

YEAR-BY-YEAR RECORDS

Year	School	W-L	Conf.	NCAA
1998	McNeese State	30-26		--
1999	McNeese State	31-25		--
2000	McNeese State	39-20		Regional
2001	Ole Miss	39-23-1	17-13	Regional
2002	Ole Miss	37-19	14-16	--
2003	Ole Miss	35-27	17-13	Regional
2004	Ole Miss	39-21	18-12	Regional
2005	Ole Miss	48-20	18-12	Super Regional
2006	Ole Miss	44-22	17-13	Super Regional
2007	Ole Miss	40-25	16-14	Super Regional
2008	Ole Miss	39-26	15-15	Regional
2009	Ole Miss	44-20	20-10	Super Regional
2010	Ole Miss	39-24	16-14	Regional
2011	Ole Miss	30-25	13-17	--
2012	Ole Miss	37-26	14-16	Regional
2013	Ole Miss	38-24	15-15	Regional
2014	Ole Miss	48-21	19-11	CWS
2015	Ole Miss	30-28	15-14	Regional
2016	Ole Miss	43-19	18-12	Regional
2017	Ole Miss	32-25	14-16	--
2018	Ole Miss	48-17	18-12	Regional
2019	Ole Miss	26-12	9-6	
Total	22 Seasons	836-495-1	303-251	

BIANCO VS. 2019 OPPONENTS

Team	Wins	Losses	Ties	Percentage
Alabama	35	29	0	.547
Arkansas	36	28	0	.563
Arkansas-Pine Bluff	10	0	0	1.000
Arkansas State	28	10	0	.737
Auburn	33	25	0	.569
ECU	3	1	0	.750
Florida	27	20	0	.574
Kentucky	29	18	0	.617
Little Rock	13	2	0	.867
Long Beach State	5	1	0	.833
Louisville	5	7	0	.417
LSU	30	36	0	.455
Memphis	27	11	0	.711
Mississippi State	37	39	0	.487
Missouri	7	6	0	.538
North Alabama	0	1	0	.000
Southern Miss	19	20	0	.487
Tennessee	28	17	0	.622
Texas A&M	11	9	0	.550
Tulane	9	7	0	.563
UAB	5	2	0	.714
UT Martin	9	0	0	1.000
Wright State	7	4	0	.636

RECORD BREAKDOWN

Category	Record (Pct)
Home	476-171-1 (.735)
Road	197-189 (.510)
Neutral	63-61 (.508)
vs. SEC Teams	336-283 (.543)
vs. SEC West	181-160 (.531)
vs. SEC East	161-125 (.563)
In SEC Games	303-251 (.547)
SEC Tournament	28-26 (.518)
NCAA Regionals	25-21 (.543)
NCAA Super Regionals	5-9 (.357)
NCAA College World Series	2-2 (.500)
Non-Conference Foes	394-138-1 (.740)
In February	123-30 (.804)
In March	246-119-1 (.674)
In April	204-130 (.610)
In May	134-116 (.536)
In June	26-24 (.520)
One Run Games	155-124 (.556)
Two Run Games	99-66 (.600)
Extra-Inning Games	41-30 (.578)

TEAM NOTES

BIANCO CLIMBING RECORD BOOKS

When Ole Miss Memphis Tuesday night, head coach Mike Bianco moved past former Kentucky head coach Keith Madison to become the fourth all-time winningest coach in Southeastern Conference history, earning his 736th career win.

When Ole Miss wins its 28th game of the season, Bianco will tie former South Carolina head coach Ray Tanner, now Athletic Director at the school, at third place in the SEC coaching record books at 738.

On Friday, April 5, Ole Miss turned in a dominant 12-4 win over Florida to deliver Bianco's 300th win in SEC play.

REBS ROCK GATORS

Ole Miss won its second straight SEC series and its third of the season, outscoring Florida 40-18 over three games. The Rebels tied a program record for the most runs scored in an SEC series, a mark set in 1957 against Vanderbilt. Ole Miss posted the three highest run totals of the week in the SEC with 12, 16 and 12 runs.

Six Rebels hit over .400 in the series, and Ole Miss hit .415 as a team with a .493 on-base percentage. Ten different Rebels drove in a run in the sweep, while 11 different players scored a run.

CLOSE DEFEATS

All of the Rebels' 12 losses have come by four runs or fewer, and 10 have come by three runs or fewer.

KEEPING IT CLEAN

Ole Miss is 15-3 on the season when it doesn't make an error.

AHEAD OF THE GAME

Ole Miss is 16-3 on the season when it scores the game's first run. The Rebels are 14-3 when they score in the first inning.

UNDER THE LIGHTS

Ole Miss is 10-2 in night games this season.

MENTIONABLE HONORS

Ole Miss earned four preseason All-SEC honors, the most in Rebel baseball history and tied for the most in the conference this season. Six of the Rebels' starting nine offensive players carry either 2019 preseason or 2018 postseason honors into the start of the season. Full awards list on page 10.

2019 Weekly Honors

Thomas Dillard - SEC Player of the Week (Week 2), Golden Spikes Award Performance of the Week (Week 2), NCBWA National Hitter of the Week (Week 2), Collegiate Baseball National Player of the Week (Week 2)
 Ryan Olenek - Collegiate Baseball National Player of the Week (Week 3)
 Doug Nikhazy - SEC Freshman of the Week (Week 8)

ACROSS THE SEC

SEC STANDINGS

School	SEC	(Eastern)		Pct.	Last 10	Strk
		Pct.	Overall			
Georgia	10-5	.667	30-8	.789	7-3	W2
Vanderbilt	9-6	.600	28-9	.757	6-4	W1
Missouri	7-7-1	.500	26-12-1	.679	8-2	W3
Florida	6-9	.400	25-14	.641	6-4	W2
Tennessee	6-9	.400	27-11	.711	6-4	W1
Kentucky	4-11	.267	20-17	.541	4-6	L1
South Carolina	2-10	.267	22-15	.595	5-5	W1

School	SEC	(Western)		Pct.	Last 10	Strk
		Pct.	Overall			
Mississippi State	10-5	.667	32-6	.842	8-2	W6
Texas A&M	9-5-1	.663	27-11-1	.705	4-5-1	L1
Ole Miss	9-6	.600	26-12	.684	7-3	W1
Arkansas	9-6	.600	27-10	.730	5-5	W2
LSU	9-6	.600	24-14	.632	5-5	L3
Auburn	8-7	.533	24-13	.649	3-7	L2
Alabama	4-11	.267	24-14	.632	4-6	W1

PLAYER OF THE WEEK

Feb. 18
Feb. 25
 Mar. 4
 Mar. 11
 Mar. 18
 Mar. 25
 Apr. 1
 Apr. 8
 Apr. 15
 Apr. 22
 Apr. 29
 May 6
 May 13
 May 20

Austin Martin, Vanderbilt
Thomas Dillard, Ole Miss
 T.J. Hopkins, South Carolina
 Tucker Maxwell, Georgia
 Elijah MacNamee, Mississippi State
 Jordan Westburg, Mississippi State
 Chris Reid, LSU/JJ Bleday, Vanderbilt
 Josh Smith, LSU
 T.J. Collett, Kentucky

PITCHER OF THE WEEK

Feb. 18
 Feb. 25
 Mar. 4
 Mar. 11
 Mar. 18
 Mar. 25
 Apr. 1
 Apr. 8
 Apr. 15
 Apr. 22
 Apr. 29
 May 6
 May 13
 May 20

John Doxakis, Texas A&M
 Zach Linginfelter, Tennessee
 Tanner Burns, Auburn
 Jack Owen, Auburn
 Christian Roa, Texas A&M
 Drake Fellows, Vanderbilt
 Zack Thompson, Kentucky
 Sam Finnerty, Bama/Tony Locey, Georgia
 Garrett Stallings, Tennessee

FRESHMAN OF THE WEEK

Feb. 18
 Feb. 25
 Mar. 4
 Mar. 11
 Mar. 18
 Mar. 25
 Apr. 1
Apr. 8
 Apr. 15
 Apr. 22
 Apr. 29
 May 6
 May 13
 May 20

Jaden Hill, LSU
 JT Ginn, Mississippi State/Kendrick Calilao, Florida
 JT Ginn, Mississippi State/Brett Kerry, South Carolina
 Ty Coleman, Texas A&M
 Kendrick Calilao, Florida
 Jacob Nesbit, Arkansas
 Christian Scott, Florida
Doug Nikhazy, Ole Miss
 Kumar Rocker, Vanderbilt

REBELS IN THE RANKINGS

	Pre.	W1	W2	W3	W4	W5	W6	W7	W8	W9	W10	W11	W12	W13	W14	W15	Final
Baseball America	13	13	13	12	12	18	22	20	15	18	-	-	-	-	-	-	-
Collegiate Baseball	11	13	17	18	19	28	NR	NR	16	17	-	-	-	-	-	-	-
D1Baseball	10	10	10	10	9	18	24	18	11	15	-	-	-	-	-	-	-
Perfect Game	10	10	10	9	7	15	21	19	10	11	-	-	-	-	-	-	-
NCBWA	11	16	17	15	12	20	25	19	15	17	-	-	-	-	-	-	-
USA Today/ESPN	10	10	10	13	8	20	22	18	15	17	-	-	-	-	-	-	-
RPI	-	-	-	-	32	28	48	30	20	25	-	-	-	-	-	-	-

PROBABLE STARTER

FRIDAY



RHP Will Ethridge
Jr. | Lilburn, Ga.
5-2, 1.76 ERA, 38 K, 15 BB



LHP Garrett Wade
Fr. | Hartselle, Ala.
3-0, 5.47 ERA, 34 K, 24 BB



ETHRIDGE NOTES

- Making 13th career start
- No. 5 in the SEC, 35th in the nation in ERA
- Last start (vs. Kentucky): season-high 7.0 IP, 3 H, 0 ER, 0 R, 0 BB, career-high 11 strikeouts
- 3rd-fewest ER allowed in SEC (8)
- T-Most runners picked off in SEC (2)
- 2017 Freshman All-American (Collegiate Baseball)
- 2016 MLB Draft Selection (35th Round - Seattle Mariners)
- Had the lowest ERA (0.60) of all pitchers this fall
- Made 26 relief appearances in 2018, working 50.2 inn.
- Had a 3.8 K/BB ratio in 2018
- Combined with Rolison, Caracci for 2-hitter at Bama last season on May 17
- Struck out 10 in his collegiate debut as a freshman.

SATURDAY



LHP Doug Nihazy
Fr. | Windermere, Fla.
3-3, 3.57 ERA, 41 K, 15 BB



RHP Tanner Burns
So. | Decatur, Ala.
4-1, 2.05 ERA, 76 K, 13 BB



NIKHAZY NOTES

- Making sixth career start
- Named SEC Freshman of the Week last week
- Was outstanding in SEC starting debut; Took no-hitter into 7th, finished out at 7.2 IP with no runs allowed on just two hits to earn win Sat. at Mizzou
- Made first career start vs. No. 14 ECU; Threw 5.0 innings, striking out seven and walking just one. All three runs allowed came in one inning on 3-run HR
- Earned first career win G1 vs. Long Beach State
- Earned first career save Sunday at Tulane
- 2015 USA Baseball U15 National Team Member
- Student Body President at West Orange HS; national debater; two-time district champion in baseball; Sister, Amanda, plays softball at Stetson

SUNDAY



RHP Gunnar Høglund
Fr. | Hudson, Fla.
1-1, 4.60 ERA, 28 K, 6 BB



LHP Brooks Fuller
Fr. | Auburn, Ala.
2-1, 2.32 ERA, 20 K, 25 BB



HØGLUND NOTES

- Making eighth career start
- Fewest hits allowed (12), 12th best opp. BA (.211) in SEC
- Vs. Alabama: 5.0 IP with just one run allowed on two hits with 8 Ks and two walks to earn first career win
- 2018 1st Round MLB Draft selection by Pittsburgh Pirates
- Named the County Player of the Year in 2018 after recording a 7-0, 0.27 ERA season on the mound and a .385 batting average at the plate
- Named All-USA Florida 1st team pitcher in 2018 and 2nd team All-Area pitcher in 2018
- Had at least 59 strikeouts all four years as a high schooler, good for a lifetime 16-10 record, 1.31 ERA and 310 career strikeouts
- His 1.23 ERA this fall was second only to Ethridge

THE BULLPEN



RHP Parker Caracci
R-Jr. | Jackson, Miss.
1-1, 7 SV, 3.29 ERA, 18 K, 8 BB, 13.2 IP

- On streak of 11.1 scoreless IP w/ 15 K, 3 BB, 4 H
- Preseason All-American, All-SEC
- 2018 MLB Draft Pick (R37 - Toronto)
- 2018 USA Baseball Collegiate National Team; Posted 0.00 ERA, in 9.2 inn. for Team USA

- 2018 All-America Second Team (Baseball America, D1Baseball); All-SEC Second Team; Midseason All-American (Perfect Game, D1Baseball)
- Went 5-2 with 10 saves, a 2.25 ERA and 73 K in 48.0 IP in 2018



RHP Houston Roth
Jr. | Oxford, Miss.
1-1, 5.75 ERA, 26 K, 10 BB, 20.1 IP

- Overcame injury to non-throwing shoulder in preseason
- Earned first win of 2019 in relief vs. Arkansas St.
- 2017 Freshman All-American (Collegiate Baseball)
- 2017, 2018 SEC Academic Honor Roll

- Had a team-high 13 K in spring scrimmages
- Started 2018 SEC Champ. game vs. LSU, going 4.1 IP with 4 K
- Honorable Mention All-American (Perfect Game); All-USA Mississippi (USA Today); Dandy Dozen (Clarion-Ledger) out of Oxford HS



LHP Kaleb Hill
Fr. | Pine Bluff, Ark.
0-0, 6.75 ERA, 12 K, 6 BB, 9.1 IP

- Went 2.0 IP in combined no-hitter Wed. vs. UAPB
- Strong collegiate debut vs. WSU (2/16): 2.0 IP, with one run allowed on one hit w/ 2 Ks, 1 BB
- 2018 MLB Draft Selection (39th Round - Cleveland Indians)

- Had a career ERA under 1.00 in high school at 0.92, including 184 strikeouts and a career batting average against of just .123



RHP Max Cioffi
So. | Chicago, Ill.
1-1, 3.74 ERA, 32 K, 7 BB, 21.2 IP

- Fourth on team with 32 strikeouts
- Was outstanding in 2019 debut, going 3.2 scoreless with just one hit allowed (.091 opponent batting average) while striking out five and walking one (2/16 vs. WSU)

- 14 relief appearances as frosh., 23.0 IP with a 1.96 ERA, the lowest of all Rebel pitchers with more than one IP
- Went 12.1 scoreless IP before allowing the 1st run of college career



RHP Austin Miller
Jr. | North Liberty, Iowa
3-0, 2 SV, 1.60 ERA, 42 K, 9 BB, 33.2 IP

- Leads team with 42 strikeouts
- First arm out of the Rebel bullpen in 2019; Excellent outing, going 3.1 innings with one run allowed on three hits with 2 Ks and 0 BB
- Had a 7.33 K/BB ratio in 2018

- Made 12 relief app. with a 4.02 ERA in 15.2 innings of work last year
- Had a team-low 0.56 WHIP on the mound this spring



RHP Tyler Myers
Jr. | Houston, Texas
2-0, 2.49 ERA, 22 K, 6 BB, 25.1 IP

- Has allowed just 2 runs in last 18.1 IP
- Tue. at Mem: 3.0 IP, 0 R, 1 H, 0 BB, 3 K
- Played for two years at Paris JUCO in Texas
- Went 39.2 innings in 2018 with a 2.49 ERA and 35 strikeouts before he was named to the 2018

- NCAA Texas / New Mexico All-Star game
- Was named 1st team All-District pitcher and team MVP in 2015 before being selected to play in the Houston Area Baseball All-Star game



LHP Jordan Fowler
So. | Union City, Tenn.
1-0, 6.75 ERA, 17 K, 9 BB, 17.1 IP

- Win 3/19 vs. UAPB moved him to No. 1 in Ole Miss history for career win pct. (8-0, 1.000)
- 2018 Freshman All-American (Collegiate Baseball, NCBWA)
- 2017 MLB Draft Selection (R25 - Texas Rangers)

- Combined with four others for two-hitter vs. Georgia St. on 3/14/18
- Tied single-season freshman record with seven straight wins
- Tied single-season program record with 1.000 win percentage



RHP Taylor Broadway
Jr. | Cypress, Texas
1-0, 7.02 ERA, 17 K, 3 BB, 16.2 IP

- Closed out combined no-hitter 3/20 vs. UAPB
- Earned first career win Sunday vs. Long Beach State: 3.0 IP, 1 H, 0 R, 0 BB, 1 K
- Excellent second appearance as a Rebel Tuesday vs. UT Martin: 2.0 IP, 1 H, 0 BB, 0 R, 3 K

- Made Rebel debut in Game 2 vs. Wright State; Allowed three runs on three hits with 2 BB, 1 K
- 2017 NCAA DIII Player of the Year, 1st Team All-American for Tyler JC



RHP Connor Green
Sr. | Collierville, Tenn.
3-2, 4.82 ERA, 20 K, 7 BB, 18.2 IP

- Earned 1st career win Sunday at Tulane
- Earned 2nd career win Tuesday vs. UT Martin
- Made nine relief appearances in 2018
- Allowed five runs on 11 hits in 12.0 innings of work for a 3.75 ERA, while striking out nine

- Three straight appearances without allowing a hit against Memphis, Southern Miss and Arkansas State last year

PITCHING NOTES

STARTING OFF

Ole Miss must replace its entire weekend starting rotation as Ryan Rolison (1st Round), Brady Feigl (5th Round) and James McArthur (12th Round) were all selected in the 2018 MLB Draft.

GOOD WILL PITCHING

Will Ethridge earned the Friday night role after posting the team's best ERA over the offseason. The junior out of Lilburn, Georgia, posted a minuscule 0.60 ERA in the fall with 18 strikeouts compared to four walks (4.50 K/BB). He kept it going in the spring, holding opposing hitters to two runs over 11 innings for a 1.67 ERA.

Ethridge missed his second start of the season at Tulane with a blister, but aside from that hiccup, he has been every bit of the Friday night ace the Rebels hoped for.

Ethridge turned in the best start of his career Friday night against Kentucky, going 7.0 scoreless innings with just three hits allowed, no walks and 11 strikeouts in the Rebels' 8-2 victory.

NIKHAZY FLIRTS WITH NO-NO

Freshman lefty Doug Nikhazy has moved into the Saturday night role and didn't disappoint in his first weekend start and first SEC start. Nikhazy took a no-hitter into the seventh inning and exited after 7.2, having allowed no runs on two hits. Parker Caracci closed out the win, and the two combined a two-hit shutout. Nikhazy became the first Rebel freshman to start a shutout in SEC play since Drew Pomeranz on April 5, 2008, against Vanderbilt.

The lefty out of Windermere, Florida, was named SEC Freshman of the Week after shutting down Florida this past week, going 6.0 innings with just one run allowed and six strikeouts.

Prior to his SEC starting debut, Nikhazy was called upon for two tough midweek starts against ranked opponents, No. 14 ECU and No. 7 Louisville. In those starts, Nikhazy allowed three runs in each game, yielding four hits against ECU and five against Louisville, going a total of 11 innings between the two starts, striking out 12. In six relief appearances, Nikhazy has allowed only two runs over 6.1 innings.

FAB FRESHMAN

The final starting role was taken by highly touted freshman Gunnar Hoglund. Hoglund was drafted in the first round of the 2018 MLB Draft by the Pittsburgh Pirates but elected to come to Oxford. The rookie out of Hudson, Florida, has lived up to his billing thus far. His fall ERA was second only to Ethridge at 1.23 over 14.2 innings of work. He was outstanding in the spring as well, posting a 6.0 strikeout-to-walk ratio, going 8.2 innings without issuing a free pass. Before his final start of the spring, he allowed just two earned runs.

CLOSING TIME

Parker Caracci had a breakout 2018 season that ended in All-America honors and a selection in the 37th round of the MLB Draft by the Toronto Blue Jays. However, Caracci elected to return for his redshirt-junior campaign, and he has worked his way back to top form going into the season. Caracci pitched for the USA Baseball Collegiate National Team over the summer, posting a perfect 0.00 ERA with two saves and an opposing batting average of .094 in 9.2 innings of work. Heading into the season, Caracci is a first-team All-American according to Perfect Game, in addition to four other All-America nods. He's also All-SEC Second Team and is on the NCBWA Stopper of the Year Award Watch List.

After a slow start to 2019, Caracci has caught fire with the start of SEC play. Caracci hasn't allowed a run in six straight outings. He has strung together 11.1 straight scoreless frames, allowing five hits with just three walks and 15 strikeouts in that span. The redshirt junior out of Jackson, Mississippi, threw 3.2 scoreless to seal the series sweep against Florida and earn his first win of the season.

OH MY, T-MY

Tyler Myers has emerged as an electric arm out of the Rebel bullpen. The junior out of Houston, Texas, has allowed just two runs in his last 18.1 innings of work. In that span, Myers has allowed just 10 hits, striking out 13 and walking just three. Prior to yielding two runs in 5.1 innings of work against Florida, Myers went 10.2 innings without giving up a run.

MILLER TIME

Austin Miller has been perhaps the top shutdown arm out of the bullpen for Ole Miss this season. He has made a team-high 17 appearances in relief and leads the Rebels with 42 strikeouts compared to just nine walks, three of which have come as intentional walks. The junior out of North Liberty, Iowa, hasn't allowed a run in his last three outings and has totaled 12 scoreless outings on the season.

THE BULLPEN



RHP Ryan Olenek

Sr. | Winter Park, Fla.

0-0, 2.25 ERA, 5 K, 2 BB, 4.0 IP

- Third career app: 3/13 at Louisville: Pitched perfect eighth inning, retiring three straight, 1 K.
- Second career app: 2/26/19 vs. UT Martin; Pitched flawless 9th inning, retiring three straight batters, striking out two

- First career app: 6/4/18 in Oxford Regional vs. Tennessee Tech; 0.2 with just one baserunner allowed on a walk.
- Posted 1.14 ERA his senior year of high school
- Posted 0.00 ERA in two appearances during spring scrimmages



LHP Zack Phillips

Jr. | Texarkana, Ark.

4-1, 4.58 ERA, 35 K, 15 BB

- Started combined no-hitter 3/20 vs. UAPB
- Opened season as Saturday starter; Made first midweek start Wednesday vs. UAPB
- Played two years at Grayson CC in Texas

- Went 10-1 as a starter with a 2.70 ERA; All-Conference and All-Region First Team honors
- Held opposing batters to a .138 batting average while striking out 11 in 10 innings of work this spring

OLE MISS PITCHING COACHES



MIKE BIANCO

Mound Visits/Pitch Calling



CARL LAFFERTY

Bullpen

PROBABLE STARTERS



SS Grae Kessinger

Jr. | Oxford, Miss.

.338 BA, 44 R, 13 2B, 2 HR, 29 RBI

- Has reached base in 26 straight games
- Vs. SEC: .452/.514/.629, 15 R, 17 RBI, 8 2B
- No. 3 in SEC, 16th nationally with 44 runs scored
- Leads SEC w/ 28 H in conf. play (2nd in BA & OBP)

- 2017, 2018 SEC Academic Honor Roll; 3.58 GPA in managerial finance
- 2016 MLB Draft Pick - 26th Round (San Diego Padres)
- Grandson of Don Kessinger, six-time MLB All-Star and Ole Miss All-American/Former Coach. Dad and uncle played BSB at Ole Miss.



CF Ryan Olenek

Sr. | Winter Park, Fla.

.370 BA, 32 R, 11 2B, 1 HR, 26 RBI

- Questionable with hip injury
- No. 6 in the SEC in hits and batting average
- Fifth all-time in Ole Miss history with 51 doubles
- Week 3 Collegiate Baseball National Player of the Week

- 2019 Preseason All-American (Collegiate Baseball)
- 2018 MLB Draft Pick - R17 (Giants)
- 2018 C Spire Ferriss Trophy Finalist; All-SEC First Team
- Utility man has played CF, RF, LF, 3B, 2B, SS, DH w/ three P appearance.
- Excellent athlete; Three-time Omaha Challenge winner



1B Cole Zabowski

Jr. | Lawrenceville, Ga.

.331 BA, 32 R, 9 2B, 8 HR, 36 RBI

- On 12-game hit streak, 2nd-longest active in SEC
- During 12-gm hit streak: .426, 12 R, 17 RBI, 4 HR
- Leads SEC w/ .702 slugging pct. in league play
- T-1st in conference w/ 5 HR in SEC games

- 2019 Preseason All-SEC First Team
- 2018 SEC All-Defensive Team, Gold Glove Award Finalist
- 2017, 2018 SEC Academic Honor Roll
- Hit .300 with eight doubles, 10 HR and .481 slugging pct. in 2018



LF Thomas Dillard

Jr. | Oxford, Miss.

.336 BA, 40 R, 5 2B, 9 HR, 35 RBI

- No. 3 in SEC in on-base percentage (.488)
- No. 8 in the nation, 2nd in SEC with 37 walks
- SEC POTW; Collegiate Baseball National POTW; NCBWA Hitter of the Week; Golden Spikes POTW

- 2019 Preseason All-American (D1 Baseball)
- 2018 SEC All-Tournament Team; College Home Run Derby (3rd place)
- 2017, 2018 SEC Academic Honor Roll & Community Service Team
- Grandfather, Wilson, played HB for Ole Miss football team (1949-52)
- 2015 UA, PG, USA Today All-American; Mississippi Mr. Baseball



3B Tyler Keenan

So. | Clayton, N.C.

.286 BA, 23 R, 3 2B, 9 HR, 49 RBI

- No. 6 in the nation, 1st in SEC with 49 RBI
- 2019 Preseason All-SEC Second Team
- 2018 Freshman All-American (Coll. Baseball, PG)
- Only freshman in SEC to win Player of the Week in 2018, second Rebel frosh ever to win POTW

- Back-to-back SEC Freshman of the Week (Apr. 2, Apr. 9)
- Outstanding defensive 3B; Made just five errors as a freshman
- Led OM with .432 batting average, 8 home runs, 21 RBI this fall



2B Jacob Adams

Sr. | Conway, Ark.

.222, 14 R, 1 2B, 0 HR, 10 RBI

- 2018 NCAA Oxford Regional All-Tournament Team
- Will share starting role at second base
- Excellent defender; Made just 3 E (.983) in 2018
- Hit .257 with 7 1B, 1 3B, 3 HR and 7 SB in 2018

- Homered in SEC Tournament win over Auburn, went 1-for-3 with a double in championship game victory over LSU
- Had RBI triple, run scored in NCAA Regional win over Saint Louis
- Played two seasons at Crowder College; Led team to NJCAA World Series
- All-State, 7A State Runner-Up out of Conway HS



RF Anthony Servideo

So. | Jupiter, Fla.

.300 BA, 38 R, 5 2B, 0 HR, 15 RBI

- Last 10 gm: .441/.486/.500, 13 R, 15 H, 3B, 8 SB
- Vs. SEC: .348/.434/.391, 15 R, 16 H, 3 RBI, 6 SB
- Fourth in SEC with 15 stolen bases
- 2nd on team, 12th in SEC in on-base pct. (.452)

- 2018 SEC All-Freshman Team (2B)
- 2017 Honorable Mention All-American (PG); 9A-9 Player and Hitter of the Year out of Jupiter HS
- Cal Ripken League All-Star, Hit .391 for Baltimore Redbirds this summer



DH/IF Kevin Graham

Fr. | O'Fallon, Mo.

.250 BA, 12 R, 4 2B, 5 HR, 16 RBI

- Hit fifth career HR Sunday vs. Kentucky
- First five starts: .313/.450/.750, 3 runs, 5 hits, 2 doubles, a triple, a home run and 5 RBI
- Made first career start Friday (3/10) vs. UAB; Hit

- home run in first at-bat as starter for first career hit
- Led Ole Miss with .389 batting average this spring
- Conference Player of the Year, All-Missouri First Team (USA Today) out of Westminster Christian Academy
- Grandfather, Cal Neeman, played for Chicago Cubs



C Cooper Johnson

Jr. | Mundelein, Ill.

.294 BA, 18 R, 8 2B, 4 HR, 17 RBI

- Last 10 gm: .364/.417/.636, 3 2B, 2 HR, 7 RBI
- Named to Buster Posey Award Watch List
- Has thrown out 14 runners this season (leads SEC)
- Fewest stolen bases allowed in the SEC (11)

- 2016 MLB Draft Selection (R26 - Cincinnati)
- Elite defensive catcher; Has thrown out 30 baserunners in OM career
- UA, PG, All-American; USA Baseball U18 World Cup Gold Medalist; Top-ranked prospect in Illinois out of Carmel Catholic HS

RESERVES



DH Tim Elko

So. | Lutz, Fla.

.167 BA, 7 R, 2 2B, 2 HR, 8 RBI

- Hit first career triple Wednesday vs. UAPB
- Moved from 3B to OF in offseason
- Could still see time at corner infield
- Had team's second-highest batting average

- (.387) this spring with one home run, four doubles
- Hit first career HR at Georgia State (3/14/18)
- No. 69 prospect in the nation and Perfect Game All-American out of Hillsborough HS; 2017 PG Florida HS Dream Team
- Member of FCA and NHS, Hillsborough HS Vice President



OF Carl Gindl

So. | Cantonment, Fla.

.269 BA, 10 R, 1 2B, 0 HR, 5 RBI

- Scored from 2nd on a sac fly vs. UT Martin
- Fastest player on roster; Posted 2.60-sec 20-yard dash, 6.42-sec 60-yard dash in 2018 Omaha Challenge
- Tied for team lead with .432 batting average, lead

- team with six doubles this fall
- Cal Ripken League All-Star, Championship Series MVP, hit .383 for Baltimore Redbirds this summer
- All-American (Louisville Slugger, Collegiate Baseball); No. 84 prospect in Florida out of Pensacola Catholic HS



OF/DH Chase Cockrell

Sr. | Bastrop, La.

.240 BA, 11 R, 5 2B, 0 HR, 11 RBI

- 2019 Preseason All-SEC Second Team
- 2018 Dick Howser Trophy Semifinalist
- Hit .317 with nine HR, 38 RBI, 37 R in 2018
- Moved to outfield in offseason, may also see time

- at corner infield; Hit .371 with 3 HR, 8 RBI in pre-season scrimmages
- Had two multi-homer games in 2018 (3/11 vs. EU; 5/6 at USC)
- Homered in 7-0 SEC Tournament win over Auburn
- Played freshman season at Hinds CC (.335 BA, 45 R, 19 2B, 6 HR)
- All-State First Team as senior at Oak Grove (La.) HS



OF Josh Hall

Fr. | Birmingham, Ala.

.300 BA, 10 R, 0 2B, 1 HR, 4 RBI, 5 SB

- Hit home run for first career hit vs. UAPB
- National high school record holder with 224 career stolen bases out of Homewood HS
- Hit over .400 all four years of high school

- Three-time HS All-American (Collegiate Baseball)
- Alabama 6A Player of the Year; Hit .500 as a senior
- Finished second overall in 2018 Omaha Challenge; Tied for fastest 20-yard dash (2.60 seconds), Third-fastest 60-yard dash (6.52 seconds)



IF Michael Fitzsimmons

R-Sr. | Eads, Tenn.

.100 BA, 3 R, 0 2B, 0 HR, 1 RBI

- 2019 Team Captain
- Earned the nickname "Pinch Hit Prince" for prowess off the bench; Hit pinch-hit grand slam at Texas A&M (3/23/18); Hit pinch-hit dagger home run vs.

- LSU in SEC Tournament Championship
- Highest batting average on the team in 2018
- Led Rebels in pinch hits (5) with .333 BA as pinch hitter in 2017
- Father, Mike, played football at Ole Miss



C Knox Loposer

Fr. | Madison, Miss.

.257 BA, 9 R, 2 2B, 1 HR, 8 RBI

- Batting .263 in SEC play with 3 R, 4 RBI, 1 HR
- Hit the second-most HR (4) on the team this fall, finishing with .273 batting average in 44 at-bats
- Eased back into action this spring after sustaining

- broken foot in the fall
- High Honorable Mention All-American (Perfect Game), All-Conference First Team out of Jackson Prep

OFFENSIVE NOTES

SWAYZE SHOWER SEASON

With 42 home runs on the season, Ole Miss ranks 20th nationally and 4th in the SEC. The Rebels are averaging 1.11 home runs per game, good for 31st in the nation and sixth in the conference.

REBS ARE RUNNIN'

Ole Miss is No. 9 in the nation and No. 2 in the SEC with 303 runs scored on the season. The Rebels are averaging 8.0 runs per game, good for 14th nationally and third in the conference.

CROOKED NUMBERS

Ole Miss has scored 3 or more runs in an inning 41 times this season. The Rebels have had 17 three-run innings, 9 four-run innings, 7 five-run innings, 3 six-run innings, 2 seven-run innings, 2 eight-run innings and one nine-run inning.

DOUBLE DIGITS

Ole Miss scored in double figures 15 times this season, including a season-high of 25 against UAPB. Ole Miss reached double figures in all three games of the Florida series. The Rebels have reached double figures in hits 18 times, including a season high of 21 against UAPB and 20 in Game 2 against Florida.

TK, THE RBI MACHINE

Tyler Keenan had a tremendous rookie campaign, earning Freshman All-American honors, as well as an All-SEC Second Team nod going into 2019—and he has shown no signs of a sophomore slump.

Keenan is No. 6 in the nation and No. 1 in the SEC in RBI with 49 on the year. His 1.32 RBI/game average is also 1st in the conference and is 19th nationally.

BIG GAME GRAE

Junior Grae Kessinger has been on fire since the start of SEC play. He has hits in 17 of 22 games since league play started and has reached base in 26 straight games.

Kessinger hit .571 in the Florida series with eight hits, five runs scored, two doubles and six RBI. He's leading the Rebels with a .404 average in SEC play with 12 runs scored, 21 hits, seven doubles and 13 RBI. He stayed hot this past week, hitting .727 (8-for-11) with an .824 on-base percentage and 1.091 slugging percentage. Kessinger scored five runs, drove in five and notched one double and one home run while walking four times and earning his way on through two HBPs.

OLEEEEEY, OLEY, OLEY, OLEY

Ryan Olenek picked up where he left off in 2018, when the senior out of Winter Park, Florida, hit .350 and eared All-SEC First Team honors. In addition to being named a Preseason All-American by Collegiate Baseball, in Week 3 of 2019, Olenek was named a National Player of the Week by the Publication.

Olenek has hits in 28 of 36 games this season and is sixth in the SEC in both hits and batting average. Adding 11 doubles already this season, Oley has 51 doubles in his Rebel career, tying David Dellucci and Burney Hutchinson for fifth in Rebel history. He is nine shy of the all-time record of 60, owned by Brad Henderson.

DILLY DILLY!

Thomas Dillard's incredible start to the 2019 season has drawn some major national recognition. In addition to sweeping the national weekly awards in Week 2, the junior out of Oxford ranks in the top 50 nationally in walks (8th), walks per game (21st) and runs scored (48th).

Dillard's Week 2 Honors

- SEC Player of the Week
- Collegiate Baseball National Player of the Week
- NCBWA National Hitter of the Week
- Golden Spikes Award Performance of the Week

CATCHER U

Junior Cooper Johnson is off to an excellent start to 2019 and is poised to be the next in a line of prolific catchers to play for head coach Mike Bianco. Johnson has just two passed balls in 33 games played and has erased 14 would-be base stealers, the most in the SEC. He has also allowed the fewest stolen bases (11) among starting catchers in the SEC.

Johnson was named to the Buster Posey Award Watch List (formerly known as the Johnny Bench Award), given annually to the best catcher in college baseball.

RESERVES



IF Justin Bench

Fr. | Redington Beach, Fla.
.250 BA, 1 R, 0 2B, 0 HR, 2 RBI

- Out with fractured hand
- Led all freshmen with .342 batting avg. this fall
- Hit .258 with three runs scored this spring
- Will provide depth in middle infield

• Strong defender; made only one error from sophomore to senior seasons at Calvary Christian HS

OLE MISS HITTING COACHES



MIKE CLEMENT

Infielders/3rd Base Coach



MARC MACMILLAN

Outfielders/1st Base Coach

TEAM OFFENSIVE RANKINGS (TOP 50)

Category	NCAA Rank	SEC Rank	Total
Runs.....	9	2	303
On-Base Pct.	10	1	410
Walks.....	13	3	210
Runs/Game	14	3	8.0
Home Runs	20	4	42
Hits	26	5	378
Batting Avg.	30	4	296
Slugging Pct.	30	4	457
HR/Game.....	31	6	1.11
Stolen Bases.....	34	4	64
SB/Game.....	45	4	1.68

THE LAST TIME OLE MISS...

Shut out an Opponent.....	March 23, 2019 at Missouri (W, 3-0)
Completed a three-game sweep.....	April 5-6, 2019 vs. No. 16 Florida (W, 12-4, 16-4, 12-10)
Swept a Ranked Opponent.....	April 5-6, 2019 vs. No. 16 Florida (W, 12-4, 16-4, 12-10)
Scored 15+ Runs.....	April 6, 2019 vs. No. 16 Florida (W, 16-4)
Scored 20+ Runs.....	March 20, 2019 vs. UAPB (W, 25-0)
Scored 25+ Runs.....	March 20, 2019 vs. UAPB (W, 25-0)
Scored 9 runs in one inning.....	March 8, 2019 vs. UAB (2nd inning, 9 runs, W, 15-9)
Scored 10 runs in one inning.....	April 26, 2018 vs. LSU (6th inning, 11 runs, W, 14-3)
Had 20+ Hits.....	April 6, 2019 vs. No. 16 Florida (20 hits)
Hit 2+ home runs in one inning.....	March 20, 2019 vs. UAPB (4 HR)
Defeated a No. 1 ranked team.....	April 11, 2015 at #1 Vanderbilt (W, 5-4)
Defeated a Top 5 ranked team.....	March 31, 2018 vs. #5 Arkansas (W, 11-10)
Defeated a Top 10 ranked team.....	March 31, 2019 at #8 Arkansas (W, 10-5)
Won a series over a Top 5 ranked team.....	March 29-31, 2018 vs. #5 Arkansas
Won a series over Top 10 ranked team.....	March 29-31, 2019 at #8 Arkansas
Every starter recorded at least one hit, one RBI and one run.....	April 21, 2015 vs. Central Arkansas (W, 18-4)
Had a walk-off victory.....	March 2, 2019 vs. Long Beach State (W, 7-6)
Rallied from a 5-run deficit.....	April 6, 2019 vs. No. 16 Florida (Trailed 8-0, Won 12-10)
Rallied in the ninth for a victory.....	April 4, 2017 vs. #17 Southern Miss (W, 6-5 in 12, trailed 5-4)

THE LAST TIME A REBEL...

Hit two home runs in a game.....	Tyler Keenan, March 20, 2019 vs. UAPB
Hit two home runs in the same inning.....	Nick Fortes, May 2, 2017 vs. ULM (6th inning)
Hit three home runs in a game.....	Jude Voltz, April 2, 1999 vs. Vanderbilt
Hit a grand slam.....	Michael Fitzsimmons, March 23, 2018 at #11 Texas A&M
Hit a lead-off home run to begin the game.....	Jacob Adams, March 18, 2018 vs. Tennessee
Hit a pinch-hit home run.....	Kevin Graham, April 14, 2019 vs. Kentucky
Reliever recorded at least 10 strikeouts in one game.....	Will Ethridge (10), April 12, 2018 vs. #16 Arkansas
Had five hits in a game.....	Grae Kessinger, April 6, 2019 vs. No. 16 Florida
Had six hits in a game.....	Tommy Nichols, April 5, 1967 vs. Delta State
Had six RBI in a game.....	Tyler Keenan, March 20, 2019 vs. UAPB (7)
Had eight RBI in a game.....	Thomas Dillard, February 23, 2019 at Tulane (8)
Had 10 RBI in a game.....	Charlie Conerly, April 28, 1947 vs. Millsaps
Hit back-to-back HRs.....	Tyler Keenan and Thomas Dillard, March 20, 2019 vs. UAPB
Had a walk-off hit/plate appearance.....	Thomas Dillard, March 2, 2019 vs. Long Beach State (W, 7-6)
Hit a walk-off HR.....	Thomas Dillard, March 2, 2019 vs. Long Beach State (W, 7-6)
Struck out 10 hitters in a game.....	Will Ethridge (11), April 12, 2019 vs. Kentucky (W, 8-2)
Struck out 10 hitters in his debut.....	Will Ethridge, Feb. 21, 2017 vs. Arkansas State
Threw a perfect game.....	None
Threw a no-hitter.....	Zack Phillips, Kaleb Hill, Pierce Smith, Taylor Broadway, March 20, 2019 vs. UAPB (7 innings)
Threw a one-hitter.....	Adam Yates, Feb. 14, 2001 vs. SE Louisiana (7 innings)
Threw a two-hitter.....	Doug Nkhazy and Parker Caracci, March 23, 2019 at Missouri (W, 3-0)

INDIVIDUAL OFFENSIVE RANKINGS (TOP 50)

Rebel.....	Category.....	NCAA Rank.....	SEC Rank.....	Total.....
Tyler Keenan.....	RBI.....	6.....	1.....	49.....
Thomas Dillard.....	Walks.....	8.....	2.....	37.....
Grae Kessinger.....	Runs.....	16.....	3.....	44.....
Tyler Keenan.....	RBI Per Game.....	19.....	1.....	1.32.....
Thomas Dillard.....	Walks Per Game.....	21.....	2.....	0.97.....
Ryan Olenek.....	Toughest to Strikeout.....	27.....	2.....	12.5.....
Thomas Dillard.....	Runs.....	48.....	8.....	40.....
Grae Kessinger.....	Runs Per Game.....	48.....	6.....	1.16.....
Ryan Olenek.....	Hit By Pitch.....	50.....	1.....	11.....

SIDE-BY-SIDE COMPARISON

OLE MISS.....	CATEGORY.....	AUBURN.....
26-12.....	Record.....	24-13
9-6.....	Conference Record.....	8-7
.296.....	Batting Average.....	.266
1279.....	At Bats.....	1279
303.....	Runs.....	216
378.....	Hits.....	340
69.....	Doubles.....	63
6.....	Triples.....	6
42.....	Home Runs.....	24
272.....	Runs Batted In.....	190
.457.....	Slugging Percentage.....	.381
64-74.....	Stolen Bases-Attempts.....	51-60
210.....	Walks.....	157
246.....	Strikeouts.....	295
.410.....	On-Base Percentage.....	.359
3.97.....	Team ERA.....	4.06
7.50.....	Opponent ERA.....	5.22
11.....	Saves.....	11
120.....	Walks.....	155
355.....	Strikeouts.....	340
.259.....	Batting Average Against.....	.241
30.....	Errors.....	39

SWAYZE SUPERLATIVES

Category.....	Overall.....	SEC.....
In February	5-2	0-0
In March	15-7	5-4
In April	6-3	4-2
In May	0-0	0-0
Monday	0-0	0-0
Tuesday	6-2	0-0
Wednesday	2-2	0-0
Thursday	0-0	0-0
Friday	7-2	1-2
Saturday	7-3	2-1
Sunday	4-3	2-1
Come-from-behind wins	12	3
In red jerseys	5-3	1-2
In navy jerseys	11-1	5-0
In powder blue jerseys	6-2	3-2
In grey jerseys	0-3	0-1
In pinstripe jerseys	4-3	0-1

AWARDS TRACKER

Preseason All-American
 Parker Caracci - 1st Team (Perfect Game); 2nd Team (D1Baseball, NCBWA, Collegiate Baseball); 3rd Team (Baseball America)
 Thomas Dillard - 2nd Team (D1Baseball)
 Ryan Olenek - 3rd Team (Collegiate Baseball)

Preseason All-SEC
 1B Cole Zabowski - First Team
 RHP Parker Caracci - Second Team
 IF/OF/DH Chase Cockrell - Second Team
 3B Tyler Keenan - Second Team

Watch Lists
 Parker Caracci - Stopper of the Year
 Cooper Johnson - Buster Posey Award



1 JACOB ADAMS



SR. | INF | CONWAY, ARK. | CROWDER COLLEGE

SEASON HIGHS

- ▶ Runs: 2, 2x, MR vs. Alabama (3/17/19)
- ▶ Hits: 2, 5x, MR vs. North Alabama (4/2/19)
- ▶ Home Runs: --
- ▶ RBI: 2, 2x, MR s. UAPB (3/20/19)
- ▶ Walks: 3, 2x, MR at Arkansas (3/31/19)
- ▶ Stolen Bases: 1, 4x, MR at Mizzou (3/24/19)
- ▶ Assists: 6, at Arkansas (3/31/19)

CAREER HIGHS

- ▶ Runs: 2, 6x, MR vs. Alabama (3/17/19)
- ▶ Hits: 3, vs. Tennessee (3/19/18)
- ▶ Home Runs: 1, 2x, MR vs. Tennessee (3/19/18)
- ▶ RBI: 3, vs. Tennessee (3/19/18)
- ▶ Walks: 3, 2x, MR at Arkansas (3/31/19)
- ▶ Stolen Bases: 2, vs. Georgia (4/21/18)
- ▶ Assists: 8, at Long Beach State (2/17/18)

Date	Opponent	Pos	AB	R	H	RBI	2B	3B	HR	BB	SB	CS	HBP	SAC	SF	GDP	K	PO	A	E	Avg
Feb 16	WRIGHT STATE	*2b	4	0	2	0	0	0	0	0	0	0	0	0	0	0	0	2	2	0	.500
Feb 20	ARKANSAS STATE	ss	0	0	0	0	0	0	0	0	0	0	0	0	0	0	0	0	0	0	.500
Feb 22	at Tulane	*2b	3	0	1	0	0	0	0	1	1	0	0	0	0	0	2	0	1	0	.429
Feb 23	at Tulane	2b	0	0	0	0	0	0	0	0	0	0	0	0	0	0	0	2	0	0	.429
Feb 24	at Tulane	*2b	2	1	0	0	0	0	0	2	0	0	0	0	0	0	0	1	2	0	.333
Mar 01	LONG BEACH STATE	*2b	3	0	2	2	0	0	0	0	0	0	1	0	0	0	0	0	2	0	.417
Mar 02	LONG BEACH STATE-	*2b	2	0	0	0	0	0	0	0	0	0	0	0	0	0	0	1	1	0	.357
Mar 05	LITTLE ROCK	*2b	3	2	1	1	0	0	0	1	1	0	0	0	0	0	0	1	1	0	.353
Mar 06	ECU	*2b	3	0	0	0	0	0	0	0	0	0	0	0	0	0	0	4	1	0	.300
Mar 08	UAB	2b	0	0	0	0	0	0	0	0	0	0	0	0	0	0	0	0	1	0	.300
Mar 09	UAB	*2b	4	0	0	1	0	0	0	1	0	0	0	0	0	0	3	1	2	1	.250
Mar 10	UAB	ph/2b	1	0	0	0	0	0	0	0	0	0	0	0	0	0	0	1	0	0	.240
Mar 12	at Louisville	*2b	3	0	2	1	0	0	0	1	0	0	0	0	0	0	0	0	2	0	.286
Mar 13	at Louisville	*2b	2	1	0	0	0	0	0	3	0	0	0	0	0	0	0	1	2	0	.267
Mar 15	ALABAMA	*2b	3	0	1	0	0	0	0	0	0	0	0	0	0	0	0	2	1	0	.273
Mar 16	ALABAMA	*2b	2	1	0	0	0	0	0	1	1	0	1	0	0	0	0	0	2	0	.257
Mar 17	ALABAMA	*2b	2	2	1	1	0	0	0	2	0	0	0	0	0	0	0	1	0	0	.270
Mar 19	ARKANSAS-PINE BLU	*2b	4	1	0	1	0	0	0	0	0	0	0	0	0	0	0	2	3	0	.244
Mar 20	ARKANSAS-PINE BLU	*2b	5	1	2	2	1	0	0	1	0	0	0	0	0	0	1	0	2	0	.261
Mar 22	at Mizzou	*2b	2	0	0	0	0	0	0	0	0	0	0	1	0	0	1	0	5	0	.250
Mar 23	at Mizzou	*2b	4	0	0	0	0	0	0	0	0	0	1	0	0	1	2	1	3	0	.231
Mar 24	at Mizzou	*2b	4	1	1	1	0	0	0	1	1	0	0	0	0	1	1	1	1	0	.232
Mar 29	at Arkansas	2b	0	0	0	0	0	0	0	0	0	0	0	0	0	0	0	0	1	0	.232
Mar 30	at Arkansas	*2b	4	1	1	0	0	0	0	0	0	0	0	0	0	0	0	2	2	0	.233
Mar 31	at Arkansas	*2b	2	0	0	0	0	0	0	3	0	1	0	0	0	0	2	1	6	0	.226
Apr 02	NORTH ALABAMA	*2b	4	1	2	0	0	0	0	0	0	0	0	0	0	0	0	4	1	0	.242
Apr 06	FLORIDA-1	ph/2b	1	0	0	0	0	0	0	0	0	0	0	0	0	1	0	0	0	0	.239
Apr 06	FLORIDA-2	2b	0	0	0	0	0	0	0	0	0	0	0	0	0	0	0	0	1	0	.239
Apr 09	vs Southern Miss	*2b	3	1	0	0	0	0	0	1	0	0	0	0	0	0	1	1	3	0	.229
Apr 14	KENTUCKY-2	*2b	2	1	0	0	0	0	0	1	0	0	0	0	0	0	1	1	1	0	.222
Totals		23gs	72	14	16	10	1	0	0	19	4	1	3	1	0	3	14	30	49	1	.222

On base pct. .404 • Slugging pct. .236

CAREER STATS

Year	Avg.	GP	GS	AB	R	H	2B	3B	HR	RBI	TB	SLG%	BB	HBP	SO	GDP	OB%	SF	SH	SB	ATT	PO	A	E	FLD%
2018	.257	58	48	152	35	39	7	1	3	18	57	.375	28	7	34	5	.392	2	3	7	10	70	106	3	.983
2019	.222	30	23	72	14	16	1	0	0	10	17	.236	19	3	14	3	.404	0	1	4	5	30	49	1	.988
TOTAL	.246	88	71	224	49	55	8	1	3	28	74	.330	47	10	48	8	.396	2	4	11	15	100	155	4	.985



2 RYAN OLENEK



SR. | IF/OF/RHP | WINTER PARK, FLA. | TRINITY PREP

SEASON HIGHS

- ▶ Runs: 3, 2x, MR vs. UAB (3/9/19)
- ▶ Hits: 4, 2x, MR vs. UAPB (3/19/19)
- ▶ Home Runs: 1, vs. Wright State (2/16/19)
- ▶ RBI: 5, vs. UAPB (3/19/19)
- ▶ Walks: 2, 2x, MR at Louisville (3/13/19)
- ▶ Stolen Bases: 1, 6x, MR at Mizzou (3/24/19)
- ▶ Assists: 4, vs. UAPB (3/19/19)

CAREER HIGHS

- ▶ Runs: 4, at Vanderbilt (4/13)
- ▶ Hits: 4, 4x, MR vs. UAPB (3/19/19)
- ▶ Home Runs: 1, 9x, MR vs. Wright State (2/16/19)
- ▶ RBI: 5, vs. UAPB (3/19/19)
- ▶ Walks: 2, 2x, MR at Louisville (3/13/19)
- ▶ Stolen Bases: 1, 27x, MR at Mizzou (3/24/19)
- ▶ Assists: 4, 3x, MR vs. UAPB (3/19/19)

Date	Opponent	Pos	AB	R	H	RBI	2B	3B	HR	BB	SB	CS	HBP	SAC	SF	GDP	K	PO	A	E	Avg
Feb 15	WRIGHT STATE	*of	3	2	1	0	0	0	0	0	0	0	1	0	0	0	0	3	0	0	.333
Feb 16	WRIGHT STATE	*of	4	1	1	2	0	0	1	0	1	0	1	0	0	0	1	0	0	0	.286
Feb 20	ARKANSAS STATE	*of	5	2	4	2	0	0	0	0	1	1	0	0	0	0	0	1	0	0	.500
Feb 22	at Tulane	*of	3	1	1	1	0	0	0	0	0	0	2	0	0	0	0	2	0	0	.467
Feb 23	at Tulane	*of	4	3	2	0	0	0	0	1	0	0	0	0	0	0	1	1	1	0	.474
Feb 24	at Tulane	*of	4	1	1	0	0	0	0	1	0	0	0	0	0	0	0	3	0	0	.435
Feb 26	UT MARTIN	*of/p	4	2	3	1	2	0	0	0	0	0	0	0	1	0	0	2	0	0	.481
Mar 01	LONG BEACH STATE	*of	5	1	1	0	0	0	0	0	1	0	0	0	0	0	0	1	0	0	.438
Mar 02	LONG BEACH STATE-	*of	5	1	3	0	2	0	0	0	1	0	0	0	0	0	0	2	0	0	.459
Mar 02	LONG BEACH STATE-	*of	3	1	2	0	0	0	0	0	0	0	1	0	0	0	0	1	0	0	.475
Mar 05	LITTLE ROCK	*of	4	0	2	1	0	0	0	0	1	0	0	1	0	0	1	2	0	0	.477
Mar 06	ECU	*of	3	0	0	0	0	0	0	0	0	0	1	0	0	0	0	1	0	0	.447
Mar 08	UAB	*of	5	2	3	2	1	0	0	0	0	0	0	0	0	0	0	2	0	0	.462
Mar 09	UAB	*of	3	3	1	0	0	0	0	2	0	0	0	0	0	0	0	1	2	0	.455
Mar 10	UAB	*of	4	0	2	0	0	0	0	0	0	0	0	0	0	0	0	1	0	0	.458
Mar 12	at Louisville	*of	4	1	1	0	1	0	0	0	0	0	0	0	0	0	0	3	0	0	.444
Mar 13	at Louisville	*of/p	3	0	1	0	0	0	0	2	0	0	0	0	0	0	1	1	3	0	.439
Mar 15	ALABAMA	*of	4	0	0	0	0	0	0	0	0	0	0	0	0	0	2	2	0	0	.414
Mar 16	ALABAMA	*of/p	4	0	1	1	0	0	0	1	0	0	0	0	0	0	0	3	0	0	.405
Mar 17	ALABAMA	*of	3	2	1	0	0	0	0	0	0	0	1	0	0	0	0	3	0	0	.403
Mar 19	ARKANSAS-PINE BLU	*3b	5	1	4	5	1	0	0	0	0	0	0	0	0	0	0	4	0	0	.427
Mar 20	ARKANSAS-PINE BLU	*of	3	1	2	2	1	0	0	0	0	0	0	0	0	0	0	1	0	0	.435
Mar 22	at Mizzou	*of	4	0	2	0	0	0	0	0	0	1	0	0	0	0	0	4	0	0	.438
Mar 23	at Mizzou	*of	4	0	1	1	1	0	0	0	0	0	0	0	0	0	0	4	0	0	.430
Mar 24	at Mizzou	*of	4	0	1	0	0	0	0	0	1	1	0	0	0	0	0	1	1	0	.423
Mar 26	at Memphis	*of	3	2	1	1	0	1	0	1	0	0	1	0	0	0	1	2	0	0	.420
Mar 29	at Arkansas	*of	4	0	0	0	0	0	0	0	0	0	0	0	0	0	0	1	0	0	.404
Mar 30	at Arkansas	*of	4	0	0	0	0	0	0	0	0	0	0	0	0	0	0	2	0	0	.389
Mar 31	at Arkansas	*of	4	2	2	1	0	0	0	1	0	0	1	0	0	0	0	4	0	0	.393
Apr 02	NORTH ALABAMA	*of/p	5	0	0	0	0	0	0	0	0	0	0	0	0	0	0	2	0	0	.376
Apr 05	FLORIDA	*of	3	1	2	1	0	0	0	0	0	0	0	1	1	0	0	2	0	0	.383
Apr 06	FLORIDA-1	*of	4	1	2	2	1	0	0	0	0	0	1	0	0	0	0	3	0	0	.387
Apr 06	FLORIDA-2	*of	4	1	3	2	1	0	0	0	0	0	1	0	0	0	0	4	0	0	.398
Apr 12	KENTUCKY	*of	4	0	0	1	0	0	0	0	0	0	0	1	0	0	1	0	0	0	.386
Apr 14	KENTUCKY-1	*of	4	0	0	0	0	0	0	0	0	0	0	0	0	0	0	1	0	0	.375
Apr 14	KENTUCKY-2	*of	2	0	0	0	0	0	0	0	0	0	0	0	0	0	0	2	0	0	.370
Totals			36gs	138	32	51	26	11	1	9	6	3	11	3	2	1	11	71	5	0	.370

On base pct. .444 • Slugging pct. .486

#2 Ryan Olenek - 4 appearances (All games)

Date	Opponent	GS	IP	H	R	ER	BB	SO	2B	3B	HR	WP	BK	HBP	IBB	Score	W-L	Sv	ERA	NP
Feb 26	UT MARTIN		1.0	0	0	0	0	2	0	0	0	0	0	0	0	12-6	0-0	0	0.00	12
Mar 13	at Louisville		1.0	0	0	0	0	1	0	0	0	0	0	0	0	8-10	0-0	0	0.00	12
Mar 16	ALABAMA		1.0	2	1	1	1	2	1	0	0	1	0	0	0	6-8	0-0	0	3.00	21
Apr 02	NORTH ALABAMA		1.0	0	0	0	1	0	0	0	0	0	0	0	0	6-10	0-0	0	2.25	10
Totals		0	4.0	2	1	1	2	5	1	0	0	1	0	0	0	32-34	0-0	0	2.25	-

CAREER STATS (PITCHING)

Year	ERA	W	L	App	GS	CG	SHO	CBO	SV	IP	H	R	ER	BB	SO	2B	3B	HR	BF	B/Avg	WP	HBP	BK	SFA	SHA
2018	0.00	0	0	1	0	0	0	0	0	0.2	0	0	0	1	0	0	0	0	2	.000	0	0	0	0	0
2019	2.25	0	0	4	0	0	0	0	0	4.0	2	1	1	2	5	1	0	0	15	.154	1	0	0	0	0
TOTAL	1.93	0	0	5	0	0	0	0	0	4.2	2	1	1	3	5	1	0	0	17	.143	1	0	0	0	0

CAREER STATS (HITTING)

Year	Avg.	GP	GS	AB	R	H	2B	3B	HR	RBI	TB	SLG%	BB	HBP	SO	GDP	OB%	SF	SH	SB	ATT	PO	A	E	FLD%
2016	.265	53	48	185	31	49	5	0	2	28	60	.324	11	7	24	4	.327	2	5	2	2	76	10	1	.989
2017	.272	53	53	206	23	56	17	0	3	25	82	.398	8	8	29	6	.317	5	2	10	13	120	6	1	.992
2018	.350	61	61	237	35	83	18	0	3	29	110	.464	10	8	17	8	.388	5	7	9	16	105	26	6	.956
2019	.370	36	36	138	32	51	11	1	1	26	67	.486	9	11	11	1	.444	2	3	6	9	71	5	0	1.000
TOTAL	.312	203	198	766	121	239	51	1	9	108	319	.416	38	34	81	19	.365	14	17	27	40	372	47	8	.981



3 ANTHONY SERVIDEO



SO. | INF | JUPITER, FLA. | JUPITER HS

SEASON HIGHS

- ▶ Runs: 4, vs. Florida (4/6/19)
- ▶ Hits: 3, 2x, MR vs. Kentucky (4/12/19)
- ▶ Home Runs: --
- ▶ RBI: 2, 4x, MR vs. UAPB (3/20/19)
- ▶ Walks: 3, 3x, MR at Memphis (3/25/19)
- ▶ Stolen Bases: 2, 3x, MR vs. Kentucky (4/12/19)
- ▶ Assists: 4, 2x, MR vs. Kentucky (4/12/19)

CAREER HIGHS

- ▶ Runs: 4, vs. Florida (4/6/19)
- ▶ Hits: 3, 2x, MR vs. Kentucky (4/12/19)
- ▶ Home Runs: 1, vs. Arkansas Pine Bluff (5/2/18)
- ▶ RBI: 2, 4x, MR vs. UAPB (3/20/19)
- ▶ Walks: 3, 3x, MR at Memphis (3/25/19)
- ▶ Stolen Bases: 2, 3x, MR vs. Kentucky (4/12/19)
- ▶ Assists: 6, vs. Eastern Illinois (3/9/18)

Date	Opponent	Pos	AB	R	H	RBI	2B	3B	HR	BB	SB	CS	HBP	SAC	SF	GDP	K	PO	A	E	Avg	
Feb 15	WRIGHT STATE	*2b/ss	2	1	0	0	0	0	0	1	2	0	1	0	0	0	0	3	3	0	0	.000
Feb 20	ARKANSAS STATE	*2b/ss	4	2	2	2	0	0	0	1	1	0	0	0	0	0	1	0	1	0	0	.333
Feb 22	at Tulane	*of	2	1	0	0	0	0	0	1	0	0	0	0	0	0	2	4	0	0	0	.250
Feb 23	at Tulane	*2b	2	0	0	0	0	0	0	1	1	0	0	0	0	0	1	2	2	0	0	.200
Feb 24	at Tulane	*of	4	1	2	2	0	0	0	0	0	0	0	0	0	0	2	3	0	0	0	.286
Feb 26	UT MARTIN	*2b/of	2	2	1	0	0	0	0	3	1	0	0	0	0	0	0	1	1	0	0	.312
Mar 02	LONG BEACH STATE-	*2b	2	0	1	1	0	0	0	1	0	0	0	1	0	0	1	2	4	0	0	.333
Mar 02	LONG BEACH STATE-	*of	4	1	1	1	1	0	0	1	0	0	0	0	0	0	0	3	0	0	0	.318
Mar 05	LITTLE ROCK	*of/2b	4	2	2	2	1	0	0	1	1	0	0	0	0	0	1	0	0	0	0	.346
Mar 06	ECU	pr	0	1	0	0	0	0	0	0	0	0	0	0	0	0	0	0	0	0	0	.346
Mar 08	UAB	*2b/ss	5	2	2	1	2	0	0	1	0	0	0	0	0	0	2	1	1	1	1	.355
Mar 09	UAB	*of	3	1	0	0	0	0	0	1	0	0	0	0	0	0	2	3	0	0	0	.324
Mar 10	UAB	*2b/of	3	1	0	0	0	0	0	1	0	0	0	0	0	0	0	1	2	0	0	.297
Mar 12	at Louisville	*of	5	0	0	0	0	0	0	0	0	0	0	0	0	0	2	3	0	0	0	.262
Mar 13	at Louisville	*of	1	0	0	0	0	0	0	0	0	0	0	0	0	0	1	0	0	0	0	.256
Mar 15	ALABAMA	*of	3	0	1	0	0	0	0	0	0	0	0	0	0	0	0	1	0	0	0	.261
Mar 16	ALABAMA	*of	3	2	2	1	0	0	0	1	0	0	1	0	0	0	0	1	1	0	0	.286
Mar 17	ALABAMA	*of/of	4	2	1	1	0	0	0	1	0	0	0	0	0	0	1	1	0	0	0	.283
Mar 19	ARKANSAS-PINE BLU	*of	3	2	1	0	1	0	0	2	1	0	0	0	0	0	1	3	0	0	0	.286
Mar 20	ARKANSAS-PINE BLU	*of/ss	4	3	1	2	0	0	0	3	0	0	0	0	0	0	0	0	0	0	0	.283
Mar 22	at Mizzou	*of	4	0	0	0	0	0	0	0	0	0	0	0	0	0	1	2	2	0	0	.266
Mar 23	at Mizzou	of	1	0	0	0	0	0	0	0	0	0	0	0	0	0	0	1	0	0	0	.262
Mar 24	at Mizzou	of	1	0	0	0	0	0	0	0	0	0	0	0	0	0	1	0	0	0	0	.258
Mar 26	at Memphis	*2b	3	1	0	0	0	0	0	3	0	0	0	0	0	0	1	1	1	0	0	.246
Mar 29	at Arkansas	*2b/of	3	0	0	0	0	0	0	1	0	0	0	0	0	0	0	3	3	0	0	.236
Mar 30	at Arkansas	*of	4	0	1	0	0	0	0	0	0	0	0	1	0	0	0	3	0	0	0	.237
Mar 31	at Arkansas	*of	5	1	1	0	0	0	0	0	2	0	0	0	0	0	1	3	0	0	0	.235
Apr 02	NORTH ALABAMA	ph/of	2	0	1	0	0	0	0	0	1	0	0	0	0	0	0	0	0	0	0	.241
Apr 05	FLORIDA	*2b	4	1	2	0	0	0	0	0	1	0	1	0	0	0	0	3	3	0	0	.253
Apr 06	FLORIDA-1	*2b	3	4	3	1	0	0	0	1	1	0	0	0	0	0	0	1	1	0	0	.278
Apr 06	FLORIDA-2	*2b/of	4	2	2	0	0	1	0	0	0	0	0	0	0	0	1	1	0	0	0	.287
Apr 09	vs Southern Miss	*of/of	5	1	2	1	0	0	0	0	1	0	0	0	0	0	1	2	1	0	0	.293
Apr 12	KENTUCKY	*2b	3	2	3	0	0	0	0	1	2	0	0	0	0	0	0	2	4	0	0	.314
Apr 14	KENTUCKY-1	*2b	3	0	0	0	0	0	0	0	0	0	0	0	0	0	1	2	0	0	0	.305
Apr 14	KENTUCKY-2	pr/of	1	1	0	0	0	0	0	0	0	0	0	0	0	0	0	0	0	0	0	.302
Apr 16	MEMPHIS	*2b	4	1	1	0	0	0	0	0	0	0	0	0	0	0	0	3	1	0	0	.300
Totals		31gs	110	38	33	15	5	1	0	26	15	0	3	2	0	0	24	59	31	1	1	.300

On base pct. .446 • Slugging pct. .364

CAREER STATS

Year	Avg.	GP	GS	AB	R	H	2B	3B	HR	RBI	TB	SLG%	BB	HBP	SO	GDP	OB%	SF	SH	SB	ATT	PO	A	E	FLD%
2018	.226	34	15	62	10	14	2	0	1	7	19	.306	6	2	18	0	.314	0	1	1	2	27	31	2	.967
2019	.300	36	31	110	38	33	5	1	0	15	40	.364	26	3	24	0	.446	0	2	15	15	59	31	1	.989
TOTAL	.273	70	46	172	48	47	7	1	1	22	59	.343	32	5	42	0	.402	0	3	16	17	86	62	3	.980



4 KNOX LOPOSER



FR. | C | MADISON, MISS. | JACKSON PREP

SEASON HIGHS

- ▶ Runs: 3, vs. UAPB (3/20/19)
- ▶ Hits: 2, 2x, MR vs. Southern Miss (4/9/19)
- ▶ Home Runs: 1, vs. UAPB (3/20/19)
- ▶ RBI: 3, vs. Southern Miss (4/9/19)
- ▶ Walks: 3, vs. UAPB (3/20/19)
- ▶ Stolen Bases: --
- ▶ Assists: 1, 3x, MR vs. Florida (4/6/19)

CAREER HIGHS

- ▶ Runs: 3, vs. UAPB (3/20/19)
- ▶ Hits: 2, 2x, MR vs. Southern Miss (4/9/19)
- ▶ Home Runs: 1, vs. UAPB (3/20/19)
- ▶ RBI: 3, vs. Southern Miss (4/9/19)
- ▶ Walks: 3, vs. UAPB (3/20/19)
- ▶ Stolen Bases: --
- ▶ Assists: 1, 3x, MR vs. Florida (4/6/19)

Date	Opponent	Pos	AB	R	H	RBI	2B	3B	HR	BB	SB	CS	HBP	SAC	SF	GDP	K	PO	A	E	Avg
Feb 15	WRIGHT STATE	ph	1	0	0	0	0	0	0	0	0	0	0	0	0	0	0	0	0	0	.000
Feb 20	ARKANSAS STATE	c	0	0	0	0	0	0	0	0	0	0	0	0	0	0	0	2	0	0	.000
Feb 26	UT MARTIN	ph/c	1	0	0	0	0	0	0	0	0	0	0	0	0	0	1	2	0	0	.000
Mar 05	LITTLE ROCK	c	0	0	0	0	0	0	0	0	0	0	0	0	0	0	0	2	0	0	.000
Mar 08	UAB	ph/c	1	0	0	0	0	0	0	0	0	0	0	0	0	0	0	1	0	1	.000
Mar 09	UAB	c	1	0	1	0	0	0	0	0	0	0	0	0	0	0	0	2	0	0	.250
Mar 17	ALABAMA	c	0	0	0	0	0	0	0	0	0	0	0	0	0	0	0	0	0	0	.250
Mar 19	ARKANSAS-PINE BLU	c	1	0	0	0	0	0	0	0	0	0	0	0	0	0	0	2	0	0	.200
Mar 20	ARKANSAS-PINE BLU	*c	3	3	1	1	0	0	1	3	0	0	0	0	0	0	0	10	1	1	.250
Mar 22	at Mizzou	*dh	3	0	1	1	0	0	0	0	0	0	0	0	0	0	0	0	0	0	.273
Mar 23	at Mizzou	*dh	3	1	2	0	0	0	0	0	0	0	0	0	0	0	0	0	0	0	.357
Mar 24	at Mizzou	*dh	2	0	0	0	0	0	0	0	0	0	0	0	0	0	0	1	0	0	.312
Mar 26	at Memphis	ph/dh	3	0	0	0	0	0	0	0	0	0	0	0	0	0	3	0	0	0	.263
Mar 29	at Arkansas	ph	1	0	0	0	0	0	0	0	0	0	0	0	0	0	0	0	0	0	.250
Apr 06	FLORIDA-1	ph/c	2	1	1	1	0	0	0	0	0	0	0	0	0	0	0	4	1	0	.273
Apr 06	FLORIDA-2	c	4	1	1	2	1	0	0	0	0	0	0	0	0	0	0	2	1	0	.269
Apr 09	vs Southern Miss	*c	4	2	2	3	1	0	0	0	0	0	0	0	0	0	0	10	0	0	.300
Apr 14	KENTUCKY-1	*dh	2	0	0	0	0	0	0	0	0	0	0	0	0	0	0	0	0	0	.281
Apr 14	KENTUCKY-2	*dh	2	0	0	0	0	0	0	1	0	0	0	0	0	0	1	0	0	0	.265
Apr 16	MEMPHIS	*dh	1	1	0	0	0	0	0	1	0	0	0	0	0	0	0	0	0	0	.257
Totals		8gs	35	9	9	8	2	0	1	5	0	0	0	0	0	0	6	37	3	2	.257

On base pct. .350 • Slugging pct. .400

CAREER STATS

Year	Avg.	GP	GS	AB	R	H	2B	3B	HR	RBI	TB	SLG%	BB	HBP	SO	GDP	OB%	SF	SH	SB	ATT	PO	A	E	FLD%
2019	.257	20	8	35	9	9	2	0	1	8	14	.400	5	0	6	0	.350	0	0	0	0	37	3	2	.952
TOTAL	.257	20	8	35	9	9	2	0	1	8	14	.400	5	0	6	0	.350	0	0	0	0	37	3	2	.952



6 THOMAS DILLARD



JR. | C/OF | OXFORD, MISS. | OXFORD HS

SEASON HIGHS

- ▶ Runs: 3, 2x, MR vs. Florida (4/6/19)
- ▶ Hits: 4, vs. Florida (4/6/19)
- ▶ Home Runs: 2, MR vs. Tulane (2/23)
- ▶ RBI: 8, MR vs. Tulane (2/23)
- ▶ Walks: 3, 2x, MR vs. Florida (4/5/19)
- ▶ Stolen Bases: 3, at Arkansas (3/31/19)
- ▶ Assists: 2, 3x, MR at Memphis (3/25/19)

CAREER HIGHS


- ▶ Runs: 3, 8x, MR vs. Florida (4/6/19)
- ▶ Hits: 4, vs. Florida (4/6/19)
- ▶ Home Runs: 2, 2x, MR vs. Tulane (2/23/19)
- ▶ RBI: 8, MR vs. Tulane (2/23/19)
- ▶ Walks: 3, 4x, MR vs. Florida (4/5/19)
- ▶ Stolen Bases: 3, at Arkansas (3/31/19)
- ▶ Assists: 2, 3x, MR at Memphis (3/25/19)

Date	Opponent	Pos	AB	R	H	RBI	2B	3B	HR	BB	SB	CS	HBP	SAC	SF	GDP	K	PO	A	E	Avg
Feb 15	WRIGHT STATE	*of	3	1	3	1	1	0	0	2	1	0	0	0	0	0	0	2	0	0	1.000
Feb 16	WRIGHT STATE	*of	3	2	2	1	0	0	1	1	0	0	0	0	0	0	0	1	0	0	.833
Feb 20	ARKANSAS STATE	*c	4	2	2	3	0	1	1	1	1	0	0	0	0	0	0	11	2	0	.700
Feb 22	at Tulane	*of	4	0	1	1	0	0	0	1	0	0	0	0	0	0	1	3	0	0	.571
Feb 23	at Tulane	*of	5	2	3	8	1	0	2	0	0	0	0	0	0	0	1	1	0	0	.579
Feb 24	at Tulane	*of	4	0	1	1	0	0	0	0	0	0	0	0	0	0	1	0	1	0	.522
Feb 26	UT MARTIN	*c	4	1	1	1	0	0	1	0	0	0	0	0	0	0	0	10	0	0	.481
Mar 01	LONG BEACH STATE	*of	3	2	2	1	0	0	0	1	1	0	0	0	0	0	1	2	0	0	.500
Mar 02	LONG BEACH STATE-	*of	5	1	1	1	0	0	1	0	0	0	0	0	0	0	2	1	0	0	.457
Mar 02	LONG BEACH STATE-	*of	4	0	1	1	0	0	0	0	0	0	0	0	0	0	1	1	0	0	.436
Mar 05	LITTLE ROCK	*c	2	2	1	0	0	0	0	3	0	0	0	0	0	0	0	9	2	0	.439
Mar 06	ECU	*of	4	1	1	0	0	0	0	0	1	0	0	0	0	0	2	0	0	0	.422
Mar 08	UAB	*of	3	2	2	0	0	0	0	2	1	0	0	0	0	0	0	2	0	1	.438
Mar 09	UAB	*of	3	3	1	0	0	0	0	2	1	0	0	0	0	0	0	0	0	0	.431
Mar 10	UAB	*of	2	1	1	1	0	0	1	2	0	0	0	0	0	0	0	4	0	0	.434
Mar 12	at Louisville	*c/of	5	0	0	0	0	0	0	0	0	0	0	0	0	0	0	5	0	0	.397
Mar 13	at Louisville	*of	4	1	0	0	0	0	0	1	0	0	0	0	0	1	0	0	0	0	.371
Mar 15	ALABAMA	*of	3	0	0	0	0	0	0	1	0	0	0	0	0	0	0	4	0	0	.354
Mar 16	ALABAMA	*of	3	1	0	0	0	0	0	2	0	0	0	0	0	1	0	4	0	0	.338
Mar 17	ALABAMA	*of	4	1	1	1	0	0	0	1	0	0	0	0	0	0	0	2	0	0	.333
Mar 19	ARKANSAS-PINE BLU	*of	1	1	0	1	0	0	0	0	0	0	0	0	0	0	0	0	0	0	.329
Mar 20	ARKANSAS-PINE BLU	*of	2	1	2	2	0	0	1	2	1	0	0	0	0	0	0	0	0	0	.347
Mar 22	at Mizzou	*of	4	0	0	0	0	0	0	0	0	0	0	0	0	0	2	0	0	0	.329
Mar 23	at Mizzou	*of	2	0	0	0	0	0	0	2	0	0	0	0	0	0	0	2	0	0	.321
Mar 24	at Mizzou	*of	4	1	2	2	0	0	1	0	0	0	0	0	0	0	2	2	0	1	.329
Mar 26	at Memphis	*c/of	4	2	2	2	0	0	0	1	1	0	0	0	0	0	0	6	2	0	.337
Mar 29	at Arkansas	*of	4	0	1	1	1	0	0	0	0	0	0	0	0	0	1	2	0	0	.333
Mar 30	at Arkansas	*of	4	0	0	0	0	0	0	0	0	0	0	0	0	0	1	2	0	0	.320
Mar 31	at Arkansas	*of	5	2	3	2	1	0	0	1	3	0	0	0	0	1	0	0	0	0	.333
Apr 02	NORTH ALABAMA	*c	4	1	1	2	0	0	0	1	1	0	0	0	0	0	0	7	1	0	.330
Apr 05	FLORIDA	*of	2	2	2	0	0	0	0	3	0	1	0	0	0	0	0	3	0	0	.343
Apr 06	FLORIDA-1	*of	5	3	4	0	0	0	0	1	0	0	0	0	0	0	0	2	0	0	.363
Apr 06	FLORIDA-2	*of	3	2	0	1	0	0	0	2	0	0	0	0	0	0	2	2	0	0	.353
Apr 09	vs Southern Miss	*of	3	0	0	0	0	0	0	1	0	0	0	0	0	0	1	2	0	0	.345
Apr 12	KENTUCKY	*of	3	2	2	1	1	0	0	1	0	0	0	0	0	0	0	1	0	0	.352
Apr 14	KENTUCKY-1	*of	3	0	1	0	0	0	0	0	0	0	0	0	0	0	1	2	1	0	.352
Apr 14	KENTUCKY-2	*of	3	0	0	0	0	0	0	1	0	0	0	0	0	0	2	2	0	0	.344
Apr 16	MEMPHIS	*of	3	0	0	0	0	0	0	1	0	0	0	0	0	0	1	1	0	0	.336
Totals			38gs	131	40	44	35	5	1	9	37	12	1	0	0	3	22	98	9	2	.336

On base pct. .482 • Slugging pct. .595

CAREER STATS

Year	Avg.	GP	GS	AB	R	H	2B	3B	HR	RBI	TB	SLG%	BB	HBP	SO	GDP	OB%	SF	SH	SB	ATT	PO	A	E	FLD%
2017	.206	48	45	141	17	29	8	0	4	12	49	.348	25	1	51	5	.329	0	0	3	5	56	2	2	.967
2018	.310	65	65	229	67	71	15	2	13	59	129	.563	49	5	50	6	.439	2	0	17	20	108	3	0	1.000
2019	.336	38	38	131	40	44	5	1	9	35	78	.595	37	0	22	3	.482	0	0	12	13	98	9	2	.982
TOTAL	.287	151	148	501	124	144	28	3	26	106	256	.511	111	6	123	14	.421	2	0	32	38	262	14	4	.986



7 JOSH HALL



FR. | OF | BIRMINGHAM, ALA. | HOMEWOOD HS

SEASON HIGHS

- ▶ Runs: 2, vs. UAPB (3/20/19)
- ▶ Hits: 1, 3x, MR vs. Memphis (4/16/19)
- ▶ Home Runs: 1, vs. UAPB (3/20/19)
- ▶ RBI: 2, vs. UAPB (3/20/19)
- ▶ Walks: 1, 3x, MR vs. Memphis (4/16/19)
- ▶ Stolen Bases: 1, 5x, MR at Mizzou (3/22/19)
- ▶ Assists: --

CAREER HIGHS

- ▶ Runs: 2, vs. UAPB (3/20/19)
- ▶ Hits: 1, 3x, MR vs. Memphis (4/16/19)
- ▶ Home Runs: 1, vs. UAPB (3/20/19)
- ▶ RBI: 2, vs. UAPB (3/20/19)
- ▶ Walks: 1, 3x, MR vs. Memphis (4/16/19)
- ▶ Stolen Bases: 1, 5x, MR at Mizzou (3/22/19)
- ▶ Assists: --

Date	Opponent	Pos	AB	R	H	RBI	2B	3B	HR	BB	SB	CS	HBP	SAC	SF	GDP	K	PO	A	E	Avg	
Feb 15	WRIGHT STATE	pr/of	0	1	0	0	0	0	0	0	0	0	0	0	0	0	0	1	0	0	0	.000
Feb 16	WRIGHT STATE	pr	0	0	0	0	0	0	0	0	0	0	0	0	0	0	0	0	0	0	0	.000
Feb 20	ARKANSAS STATE	ph/of	1	0	0	0	0	0	0	0	0	0	0	0	0	0	1	0	0	0	0	.000
Feb 22	at Tulane	pr	0	0	0	0	0	0	0	0	1	0	0	0	0	0	0	0	0	0	0	.000
Feb 23	at Tulane	pr	0	0	0	0	0	0	0	0	0	0	0	0	0	0	0	0	0	0	0	.000
Feb 24	at Tulane	pr	0	1	0	0	0	0	0	0	1	0	0	0	0	0	0	0	0	0	0	.000
Feb 26	UT MARTIN	pr/of	0	0	0	0	0	0	0	0	1	0	0	0	0	0	0	1	0	0	0	.000
Mar 01	LONG BEACH STATE	pr/of	0	1	0	0	0	0	0	0	0	0	0	0	0	0	0	0	0	0	0	.000
Mar 02	LONG BEACH STATE-	ph/of	1	1	0	0	0	0	0	0	0	0	0	0	0	0	0	0	0	0	0	.000
Mar 05	LITTLE ROCK	pr	1	1	0	0	0	0	0	0	1	0	0	0	0	0	0	0	0	0	0	.000
Mar 06	ECU	pr	0	0	0	0	0	0	0	0	0	0	0	0	0	0	0	0	0	0	0	.000
Mar 08	UAB	pr/of	0	0	0	0	0	0	0	0	0	0	0	0	0	0	0	0	0	0	0	.000
Mar 09	UAB	of	0	0	0	0	0	0	0	0	0	0	0	0	0	0	0	0	0	0	0	.000
Mar 10	UAB	of	0	0	0	0	0	0	0	0	0	0	0	0	0	0	0	0	0	0	0	.000
Mar 13	at Louisville	of	0	0	0	0	0	0	0	0	0	0	0	0	0	0	0	1	0	0	0	.000
Mar 15	ALABAMA	of	0	0	0	0	0	0	0	0	0	0	0	0	0	0	0	0	0	0	0	.000
Mar 16	ALABAMA	of	0	0	0	0	0	0	0	0	0	0	0	0	0	0	0	0	0	0	0	.000
Mar 19	ARKANSAS-PINE BLU	ph	1	0	0	0	0	0	0	0	0	0	0	0	0	0	0	0	0	0	0	.000
Mar 20	ARKANSAS-PINE BLU	of	1	2	1	2	0	0	1	1	0	1	0	0	0	0	0	0	0	0	0	.200
Mar 22	at Mizzou	pr	0	0	0	0	0	0	0	0	1	0	0	0	0	0	0	0	0	0	0	.200
Mar 26	at Memphis	of	0	0	0	0	0	0	0	0	0	0	0	0	0	0	0	0	0	0	0	.200
Mar 29	at Arkansas	of	0	0	0	0	0	0	0	0	0	0	0	0	0	0	0	1	0	0	0	.200
Mar 30	at Arkansas	pr	0	0	0	0	0	0	0	0	0	0	0	0	0	0	0	0	0	0	0	.200
Apr 02	NORTH ALABAMA	of	0	0	0	0	0	0	0	0	0	0	0	0	0	0	0	1	0	0	0	.200
Apr 05	FLORIDA	pr/of	1	1	0	0	0	0	0	0	0	0	0	0	0	0	0	0	0	0	0	.167
Apr 06	FLORIDA-1	ph/of	0	0	0	1	0	0	0	1	0	0	0	0	0	0	0	1	0	0	0	.167
Apr 06	FLORIDA-2	of/of	0	0	0	0	0	0	0	0	0	0	0	0	0	0	0	1	0	0	0	.167
Apr 09	vs Southern Miss	of	1	1	1	0	0	0	0	0	0	0	0	0	0	0	0	1	0	0	0	.286
Apr 12	KENTUCKY	of	1	0	0	0	0	0	0	0	0	0	0	0	0	0	0	1	0	0	0	.250
Apr 14	KENTUCKY-2	of	0	0	0	0	0	0	0	0	0	0	0	0	0	0	0	0	0	0	0	.250
Apr 16	MEMPHIS	*of	2	0	1	1	0	0	0	1	0	0	0	0	0	0	0	2	0	0	0	.300
Totals		1gs	10	9	3	4	0	0	1	3	5	0	1	0	0	0	1	11	0	0	0	.300

On base pct. .500 • Slugging pct. .600

CAREER STATS

Year	Avg.	GP	GS	AB	R	H	2B	3B	HR	RBI	TB	SLG%	BB	HBP	SO	GDP	OB%	SF	SH	SB	ATT	PO	A	E	FLD%
2019	.300	31	1	10	9	3	0	0	1	4	6	.600	3	1	1	0	.500	0	0	5	5	11	0	0	1.000
TOTAL	.300	31	1	10	9	3	0	0	1	4	6	.600	3	1	1	0	.500	0	0	5	5	11	0	0	1.000



8 JUSTIN BENCH



FR. | INF | REDINGTON BEACH, FLA. | CALVARY CHRISTIAN

SEASON HIGHS

- ▶ Runs: 1, vs. Wright State (2/15/19)
- ▶ Hits: 1, vs. Long Beach State (3/2/19)
- ▶ Home Runs: --
- ▶ RBI: 2, vs. Long Beach State (3/2/19)
- ▶ Walks: 1, vs. Wright State (2/15/19)
- ▶ Stolen Bases: --
- ▶ Assists: 2, vs. Long Beach State (3/2/19)

CAREER HIGHS

- ▶ Runs: 1, vs. Wright State (2/15/19)
- ▶ Hits: 1, vs. Long Beach State (3/2/19)
- ▶ Home Runs: --
- ▶ RBI: 2, vs. Long Beach State (3/2/19)
- ▶ Walks: 1, vs. Wright State (2/15/19)
- ▶ Stolen Bases: --
- ▶ Assists: 2, vs. Long Beach State (3/2/19)

Date	Opponent	Pos	AB	R	H	RBI	2B	3B	HR	BB	SB	CS	HBP	SAC	SF	GDP	K	PO	A	E	Avg	
Feb 15	WRIGHT STATE	2b	0	1	0	0	0	0	0	1	0	0	0	0	0	0	0	0	1	0	0	.000
Feb 20	ARKANSAS STATE	2b	1	0	0	0	0	0	0	0	0	0	0	0	0	0	0	0	1	0	0	.000
Feb 24	at Tulane	ph	1	0	0	0	0	0	0	0	0	0	0	0	0	0	0	0	0	0	0	.000
Feb 26	UT MARTIN	2b	0	0	0	0	0	0	0	0	0	0	0	0	0	0	0	0	0	0	0	.000
Mar 02	LONG BEACH STATE-	2b	1	0	1	2	0	0	0	0	0	0	0	0	0	0	0	0	2	0	0	.333
Mar 05	LITTLE ROCK	ph	1	0	0	0	0	0	0	0	0	0	0	0	0	0	0	0	0	0	0	.250
Totals		Ogs	4	1	1	2	0	0	0	1	0	0	0	0	0	0	0	0	4	0	0	.250

On base pct. .400 • Slugging pct. .250

CAREER STATS

Year	Avg.	GP	GS	AB	R	H	2B	3B	HR	RBI	TB	SLG%	BB	HBP	SO	GDP	OB%	SF	SH	SB	ATT	PO	A	E	FLD%
2019	.250	6	0	4	1	1	0	0	0	2	1	.250	1	0	0	0	.400	0	0	0	0	0	4	0	1.000
TOTAL	.250	6	0	4	1	1	0	0	0	2	1	.250	1	0	0	0	.400	0	0	0	0	0	4	0	1.000



10 TYLER KEENAN



SO. | INF | CLAYTON, N.C. | CLEVELAND HS

SEASON HIGHS

- ▶ Runs: 3, vs. UAPB (3/20/19)
- ▶ Hits: 5, vs. UAPB (3/20/19)
- ▶ Home Runs: 2, vs. UAPB (3/20/19)
- ▶ RBI: 7, vs. UAPB (3/20/19)
- ▶ Walks: 3, at Arkansas (3/31/19)
- ▶ Stolen Bases: 1, 2x, MR at Arkansas (3/29/19)
- ▶ Assists: 3, 6x, MR vs. Florida (4/6/19)

CAREER HIGHS

- ▶ Runs: 3, 4x, MR vs. UAPB (3/20/19)
- ▶ Hits: 5, vs. UAPB (3/20/19)
- ▶ Home Runs: 2, vs. UAPB (3/20/19)
- ▶ RBI: 7, vs. UAPB (3/20/19)
- ▶ Walks: 3, at Arkansas (3/31/19)
- ▶ Stolen Bases: 1, 3x, MR at Arkansas (3/29/19)
- ▶ Assists: 4, 3x, MR at South Carolina (5/6/18)

Date	Opponent	Pos	AB	R	H	RBI	2B	3B	HR	BB	SB	CS	HBP	SAC	SF	GDP	K	PO	A	E	Avg
Feb 15	WRIGHT STATE	*3b	3	1	1	2	0	0	1	0	0	0	0	0	1	0	0	1	3	0	.333
Feb 16	WRIGHT STATE	*3b	5	0	0	0	0	0	0	0	0	0	0	0	0	0	3	2	0	0	.125
Feb 20	ARKANSAS STATE	*3b	5	2	3	5	0	0	1	0	0	0	0	0	0	0	1	1	1	0	.308
Feb 22	at Tulane	*3b	3	0	0	0	0	0	0	0	0	0	2	0	0	0	1	1	1	0	.250
Feb 23	at Tulane	*3b	4	1	1	2	0	0	1	0	0	0	0	0	1	0	1	2	3	0	.250
Feb 24	at Tulane	*3b	5	0	3	2	0	0	0	0	0	0	0	0	0	0	0	0	2	0	.320
Feb 26	UT MARTIN	*3b	3	1	1	2	0	0	1	2	0	0	0	0	0	0	2	0	1	1	.321
Mar 01	LONG BEACH STATE	*3b	3	0	0	0	0	0	0	0	0	0	1	0	0	0	2	0	1	0	.290
Mar 02	LONG BEACH STATE-	*3b	5	0	1	2	1	0	0	0	0	0	0	0	0	0	1	0	3	0	.278
Mar 02	LONG BEACH STATE-	*3b	3	0	1	1	0	0	0	1	0	0	0	0	0	0	1	0	2	1	.282
Mar 05	LITTLE ROCK	*3b	5	0	3	4	1	0	0	0	0	1	0	0	0	0	0	1	2	0	.318
Mar 06	ECU	*3b	4	0	1	2	0	0	0	0	0	0	0	0	0	0	0	0	1	0	.312
Mar 08	UAB	*3b	4	1	0	1	0	0	0	1	0	0	0	0	1	0	0	1	2	0	.288
Mar 09	UAB	*3b	3	1	2	2	0	0	1	0	0	0	1	0	0	0	0	1	0	0	.309
Mar 10	UAB	*3b	4	0	1	1	0	0	0	0	0	0	0	0	0	0	0	0	1	1	.305
Mar 12	at Louisville	*3b	3	0	0	0	0	0	0	0	0	0	2	0	0	0	1	0	2	0	.290
Mar 13	at Louisville	*3b	3	1	1	2	0	0	0	2	0	0	0	0	0	0	0	2	2	0	.292
Mar 15	ALABAMA	*3b	4	0	0	0	0	0	0	0	0	0	0	0	0	0	1	0	0	0	.275
Mar 16	ALABAMA	*3b	4	0	0	1	0	0	0	0	0	0	1	0	0	0	0	0	1	0	.260
Mar 17	ALABAMA	*3b	4	1	1	2	0	0	0	1	0	0	0	0	0	1	0	1	1	0	.260
Mar 19	ARKANSAS-PINE BLU	*1b	1	2	0	1	0	0	0	1	0	0	1	0	0	0	0	6	1	0	.256
Mar 20	ARKANSAS-PINE BLU	*3b	6	3	5	7	0	0	2	0	0	0	0	0	0	0	0	0	2	0	.298
Mar 22	at Mizzou	*3b	4	0	2	0	0	0	0	0	0	0	0	0	0	0	1	1	2	0	.307
Mar 23	at Mizzou	*3b	2	1	0	0	0	0	0	2	0	0	0	0	0	0	1	1	2	0	.300
Mar 24	at Mizzou	*3b	3	1	2	0	0	1	0	1	1	0	0	0	0	0	0	1	1	0	.312
Mar 26	at Memphis	*3b	4	0	0	1	0	0	0	1	0	0	0	0	0	1	3	0	3	0	.299
Mar 29	at Arkansas	*3b	2	1	0	0	0	0	0	2	1	0	0	0	0	0	0	0	1	0	.293
Mar 30	at Arkansas	*3b	4	1	2	2	0	0	1	1	0	0	0	0	0	0	0	0	0	0	.301
Mar 31	at Arkansas	*3b	3	1	1	1	0	0	0	3	0	0	0	0	0	0	0	0	0	0	.302
Apr 02	NORTH ALABAMA	*3b	4	0	2	1	0	0	0	1	0	0	0	0	0	0	0	0	1	1	.309
Apr 05	FLORIDA	*3b	5	2	3	3	0	0	1	0	0	0	0	0	0	0	0	1	3	1	.322
Apr 06	FLORIDA-1	*3b	5	0	1	1	0	0	0	1	0	0	0	0	0	0	2	1	0	0	.317
Apr 06	FLORIDA-2	*3b	4	1	0	0	0	0	0	1	0	0	0	0	0	0	1	0	3	1	.306
Apr 09	vs Southern Miss	*3b	4	1	1	1	1	0	0	1	0	0	0	0	0	1	1	1	1	0	.305
Apr 12	KENTUCKY	*3b	5	0	1	0	0	0	0	0	0	0	0	0	0	0	2	0	1	0	.301
Apr 14	KENTUCKY-1	*3b	3	0	0	0	0	0	0	0	0	0	0	0	0	0	0	1	0	0	.294
Apr 14	KENTUCKY-2	*3b	2	0	0	0	0	0	0	2	0	0	0	0	0	0	2	0	0	0	.290
Apr 16	MEMPHIS	*3b	2	0	0	0	0	0	0	2	0	0	0	0	0	0	1	0	0	0	.286
Totals		38gs	140	23	40	49	3	1	9	26	2	1	8	0	3	3	26	28	49	6	.286

On base pct. .418 • Slugging pct. .514

CAREER STATS

Year	Avg.	GP	GS	AB	R	H	2B	3B	HR	RBI	TB	SLG%	BB	HBP	SO	GDP	OB%	SF	SH	SB	ATT	PO	A	E	FLD%
2018	.301	54	50	173	35	52	11	0	9	38	90	.520	15	12	39	5	.391	2	0	1	3	21	79	5	.952
2019	.286	38	38	140	23	40	3	1	9	49	72	.514	26	8	26	3	.418	3	0	2	3	28	49	6	.928
TOTAL	.294	92	88	313	58	92	14	1	18	87	162	.518	41	20	65	8	.404	5	0	3	6	49	128	11	.941



11 CHASE COCKRELL



SR. | INF/OF | BASTROP, LA. | HINDS CC

SEASON HIGHS

- ▶ Runs: 2, 3x, MR vs. UAB (3/8/19)
- ▶ Hits: 3, at Memphis (3/25/19)
- ▶ Home Runs: --
- ▶ RBI: 2, 2x, MR at Memphis (3/25/19)
- ▶ Walks: 2, 3x, MR vs. UAB (3/8/19)
- ▶ Stolen Bases: --
- ▶ Assists: 1, vs. Wright State (2/16/19)

CAREER HIGHS


- ▶ Runs: 3, 2x, MR vs. Arkansas (3/31/18)
- ▶ Hits: 3, 6x, MR at Memphis (3/25/19)
- ▶ Home Runs: 2, 2x, MR at South Carolina (5/6/18)
- ▶ RBI: 3, 4x, MR at South Carolina (5/6/18)
- ▶ Walks: 2, 4x, MR vs. UAB (3/8/19)
- ▶ Stolen Bases: 1, vs. LSU (4/27/18)
- ▶ Assists: 2, at Kentucky (3/25/17)

Date	Opponent	Pos	AB	R	H	RBI	2B	3B	HR	BB	SB	CS	HBP	SAC	SF	GDP	K	PO	A	E	Avg
Feb 15	WRIGHT STATE	*dh	3	0	0	0	0	0	0	1	0	0	0	0	0	0	1	0	0	0	.000
Feb 16	WRIGHT STATE	*of	4	1	2	1	0	0	0	0	0	0	0	0	0	0	2	3	1	0	.286
Feb 20	ARKANSAS STATE	*dh	3	0	1	1	1	0	0	1	0	0	0	0	0	0	2	0	0	0	.300
Feb 22	at Tulane	*dh	3	1	1	0	1	0	0	1	0	0	0	0	0	0	1	0	0	0	.308
Feb 23	at Tulane	*dh	5	0	0	0	0	0	0	0	0	0	0	0	0	0	3	0	0	0	.222
Feb 26	UT MARTIN	*dh	3	2	1	0	1	0	0	1	0	0	0	0	0	0	1	0	0	0	.238
Mar 01	LONG BEACH STATE	*dh	3	1	1	1	0	0	0	1	0	0	0	0	0	0	1	0	0	0	.250
Mar 02	LONG BEACH STATE-	*dh	4	0	1	0	0	0	0	0	0	0	0	0	0	0	2	0	0	0	.250
Mar 02	LONG BEACH STATE-	*dh	2	1	0	0	0	0	0	2	0	0	0	0	0	0	1	0	0	0	.233
Mar 05	LITTLE ROCK	*dh	2	0	0	0	0	0	0	2	0	0	0	0	0	0	2	0	0	0	.219
Mar 06	ECU	*dh	3	0	0	0	0	0	0	0	0	0	0	0	0	0	0	0	0	0	.200
Mar 08	UAB	*of	2	2	1	2	0	0	0	2	0	0	1	0	0	0	0	3	0	0	.216
Mar 10	UAB	*of	3	0	1	0	0	0	0	0	0	1	0	0	0	0	2	0	0	0	.225
Mar 12	at Louisville	ph	1	0	0	0	0	0	0	0	0	0	0	0	0	0	0	0	0	0	.220
Mar 13	at Louisville	ph/of	3	1	0	0	0	0	0	0	0	0	0	0	0	0	2	0	0	0	.205
Mar 16	ALABAMA	ph	1	0	0	0	0	0	0	0	0	0	0	0	0	0	1	0	0	0	.200
Mar 19	ARKANSAS-PINE BLU	of	2	0	0	1	0	0	0	0	0	0	2	0	0	0	1	1	0	0	.191
Mar 20	ARKANSAS-PINE BLU	ph/of	0	0	0	1	0	0	0	0	0	0	1	0	0	0	0	0	0	0	.191
Mar 24	at Mizzou	*of	3	0	1	0	0	0	0	0	0	0	0	0	0	0	0	3	0	0	.200
Mar 26	at Memphis	*of	5	1	3	2	2	0	0	0	0	0	0	0	0	0	2	1	0	0	.236
Mar 29	at Arkansas	*of	3	0	0	0	0	0	0	0	0	0	0	0	0	0	3	0	0	0	.224
Apr 02	NORTH ALABAMA	*of	2	0	0	0	0	0	0	1	0	0	0	0	0	0	1	0	0	0	.217
Apr 05	FLORIDA	*of	3	0	1	0	0	0	0	1	0	0	0	0	0	0	0	0	0	0	.222
Apr 06	FLORIDA-2	*of	4	1	2	1	0	0	0	0	0	0	0	0	0	0	1	1	0	0	.239
Apr 09	vs Southern Miss	*of	3	0	1	1	0	0	0	0	0	0	0	0	0	0	1	2	0	0	.243
Apr 12	KENTUCKY	*of	3	0	0	0	0	0	0	0	0	0	0	0	0	0	3	0	0	0	.233
Apr 14	KENTUCKY-1	*of	2	0	1	0	0	0	0	0	0	0	0	0	0	0	1	1	0	0	.240
Totals		22gs	75	11	18	11	5	0	0	13	0	1	4	0	0	0	34	15	1	0	.240

On base pct. .380 • Slugging pct. .307

CAREER STATS

Year	Avg.	GP	GS	AB	R	H	2B	3B	HR	RBI	TB	SLG%	BB	HBP	SO	GDP	OB%	SF	SH	SB	ATT	PO	A	E	FLD%
2017	.239	25	19	67	10	16	3	0	2	6	25	.373	4	1	27	0	.292	0	0	0	0	77	3	2	.976
2018	.317	54	52	180	37	57	13	0	9	38	97	.539	13	6	58	3	.376	3	0	1	2	0	0	0	.000
2019	.240	27	22	75	11	18	5	0	0	11	23	.307	13	4	34	0	.380	0	0	0	1	15	1	0	1.000
TOTAL	.283	106	93	322	58	91	21	0	11	55	145	.450	30	11	119	3	.361	3	0	1	3	92	4	2	.980



13 COOPER JOHNSON



JR. | C | MUNDELEIN, ILL. | CARMEL CATHOLIC HS

SEASON HIGHS

- ▶ Runs: 2, 2x, MR vs. Florida (4/5/19)
- ▶ Hits: 3, vs. Wright State (2/15/19)
- ▶ Home Runs: 1, 4x, MR vs. Florida (4/5/19)
- ▶ RBI: 5, vs. Florida (4/5/19)
- ▶ Walks: 2, vs. UAB (3/10/19)
- ▶ Stolen Bases: 1, vs. Tulane (2/23)
- ▶ Assists: 6, vs. Long Beach State (3/1/19)

CAREER HIGHS

- ▶ Runs: 3 vs. ULM (5/2/17)
- ▶ Hits: 3, vs. Wright State (2/15/19)
- ▶ Home Runs: 1, 6x, MR vs. Florida (4/5/19)
- ▶ RBI: 5, vs. Florida (4/5/19)
- ▶ Walks: 2, 2x, MR vs. UAB (3/10/19)
- ▶ Stolen Bases: 1, vs. Tulane (2/23/19)
- ▶ Assists: 6, vs. Long Beach State (3/1/19)

Date	Opponent	Pos	AB	R	H	RBI	2B	3B	HR	BB	SB	CS	HBP	SAC	SF	GDP	K	PO	A	E	Avg
Feb 15	WRIGHT STATE	*c	4	2	3	2	1	0	1	0	0	0	0	0	0	0	1	6	1	0	.750
Feb 16	WRIGHT STATE	*c	3	1	1	1	0	0	0	1	0	0	0	0	0	1	0	9	2	0	.571
Feb 22	at Tulane	*c	3	0	0	0	0	0	0	0	0	1	0	1	0	0	0	10	1	0	.400
Feb 23	at Tulane	*c	4	0	1	0	1	0	0	0	1	0	1	0	0	0	1	7	0	0	.357
Feb 24	at Tulane	*c	3	0	0	0	0	0	0	0	0	0	0	1	0	0	0	8	0	0	.294
Mar 01	LONG BEACH STATE	*c	3	1	1	1	1	0	0	0	0	0	0	0	1	0	0	6	6	0	.300
Mar 02	LONG BEACH STATE-	*c	3	1	1	0	0	0	0	1	0	0	0	0	0	0	0	7	2	0	.304
Mar 02	LONG BEACH STATE-	*c	3	1	2	0	0	0	0	1	0	0	0	0	0	0	0	6	1	0	.346
Mar 06	ECU	*c	4	0	0	0	0	0	0	0	0	0	0	0	0	0	1	12	2	0	.300
Mar 08	UAB	*c	2	1	1	0	0	0	0	0	0	0	2	0	0	0	1	3	1	0	.312
Mar 09	UAB	*c	3	1	1	2	1	0	0	0	0	0	0	0	1	0	0	6	1	0	.314
Mar 10	UAB	*c	2	0	0	0	0	0	0	2	0	0	0	0	0	0	0	8	1	1	.297
Mar 12	at Louisville	c	1	0	0	0	0	0	0	0	0	0	0	0	0	0	0	5	0	0	.289
Mar 13	at Louisville	*c	5	1	2	2	1	0	1	0	0	0	0	0	0	0	1	8	1	0	.302
Mar 15	ALABAMA	*c	3	0	1	0	0	0	0	0	0	0	0	0	0	0	1	14	1	0	.304
Mar 16	ALABAMA	*c	4	1	1	0	0	0	0	1	0	0	0	0	0	0	1	11	2	0	.300
Mar 17	ALABAMA	*c	3	1	1	2	0	0	0	0	0	0	0	0	1	0	0	13	1	0	.302
Mar 19	ARKANSAS-PINE BLU	*c	3	0	0	0	0	0	0	0	0	0	0	0	0	0	0	6	0	0	.286
Mar 22	at Mizzou	*c	2	0	0	0	0	0	0	1	0	0	0	1	0	0	1	7	1	1	.276
Mar 23	at Mizzou	*c	4	1	1	0	0	0	0	0	0	0	0	0	0	0	1	6	1	0	.274
Mar 24	at Mizzou	*c	4	1	1	0	0	0	0	0	0	0	0	0	0	0	2	6	2	0	.273
Mar 26	at Memphis	c	0	0	0	0	0	0	0	1	0	0	0	0	0	0	0	5	0	0	.273
Mar 29	at Arkansas	*c	4	1	1	1	0	0	1	0	0	0	0	0	0	0	1	6	2	1	.271
Mar 30	at Arkansas	*c	4	0	2	0	1	0	0	0	0	0	0	0	0	0	1	12	1	0	.284
Mar 31	at Arkansas	*c	4	0	1	0	0	0	0	1	0	0	1	0	0	0	1	7	2	0	.282
Apr 02	NORTH ALABAMA	ph	1	1	1	0	1	0	0	0	0	0	0	0	0	0	0	0	0	0	.291
Apr 05	FLORIDA	*c	4	1	2	5	0	0	1	1	0	0	0	0	0	0	1	4	3	0	.301
Apr 06	FLORIDA-1	*c	4	1	1	1	0	0	0	0	0	0	0	0	0	0	1	6	2	0	.299
Apr 06	FLORIDA-2	*c	1	0	0	0	0	0	0	0	0	0	0	0	0	0	0	7	0	0	.295
Apr 12	KENTUCKY	*c	4	0	1	0	0	0	0	0	0	0	0	0	0	0	3	14	0	0	.293
Apr 14	KENTUCKY-1	*c	3	0	2	0	0	0	0	0	0	0	0	0	0	0	0	12	1	0	.305
Apr 14	KENTUCKY-2	*c	4	0	1	0	1	0	0	0	0	0	0	0	0	0	0	12	0	0	.303
Apr 16	MEMPHIS	*c	3	1	0	0	0	0	0	1	0	0	0	0	0	0	1	8	2	0	.294
Totals		30gs	102	18	30	17	8	0	4	11	1	1	4	3	3	1	20	257	40	3	.294

On base pct. .375 • Slugging pct. .490

CAREER STATS

Year	Avg.	GP	GS	AB	R	H	2B	3B	HR	RBI	TB	SLG%	BB	HBP	SO	GDP	OB%	SF	SH	SB	ATT	PO	A	E	FLD%
2017	.213	42	38	108	17	23	6	0	0	8	29	.269	13	1	27	2	.301	1	5	0	3	342	47	2	.995
2018	.235	26	20	68	10	16	0	0	2	11	22	.324	9	1	3	5	.329	1	1	0	1	168	19	1	.995
2019	.294	33	30	102	18	30	8	0	4	17	50	.490	11	4	20	1	.375	3	3	1	2	257	40	3	.990
TOTAL	.248	101	88	278	45	69	14	0	6	36	101	.363	33	6	50	8	.335	5	9	1	6	767	106	6	.993



14 COLE ZABOWSKI



JR. | INF | LAWRENCEVILLE, GA. | COLLINS HILL HS

SEASON HIGHS

- ▶ Runs: 3, 2x, MR vs. Florida (4/6/19)
- ▶ Hits: 3, 4x, MR at Arkansas (3/31/19)
- ▶ Home Runs: 1, 8x, MR vs. Kentucky (4/12/19)
- ▶ RBI: 4, 3x, MR vs. Kentucky (4/12/19)
- ▶ Walks: 2, 2x, MR vs. Alabama (3/16/19)
- ▶ Stolen Bases: 1, 5x, MR at Arkansas (3/31/19)
- ▶ Assists: 2, 3x, MR at Arkansas (3/31/19)

CAREER HIGHS

- ▶ Runs: 3, 2x, MR vs. Florida (4/6/19)
- ▶ Hits: 4, 2x, at Alabama (5/19/18)
- ▶ Home Runs: 1, 19x, MR vs. Kentucky (4/12/19)
- ▶ RBI: 6, at Alabama (5/19/18)
- ▶ Walks: 2, 6x, MR vs. Alabama (3/16/19)
- ▶ Stolen Bases: 1, 5x, MR at Arkansas (3/31/19)
- ▶ Assists: 3, vs. East Carolina (2/19/17)

Date	Opponent	Pos	AB	R	H	RBI	2B	3B	HR	BB	SB	CS	HBP	SAC	SF	GDP	K	PO	A	E	Avg
Feb 15	WRIGHT STATE	*1b	5	1	2	1	1	0	0	0	0	0	0	0	0	0	1	8	1	0	.400
Feb 16	WRIGHT STATE	*1b	3	0	0	0	0	0	0	1	0	0	0	0	0	0	1	8	2	0	.250
Feb 20	ARKANSAS STATE	*1b	4	1	3	1	1	0	0	0	1	0	0	0	0	0	0	7	0	0	.417
Feb 22	at Tulane	*1b	5	1	1	2	0	0	1	0	0	0	0	0	0	0	0	5	0	0	.353
Feb 23	at Tulane	*1b	5	2	1	0	0	0	0	0	0	0	0	0	0	0	1	6	1	1	.318
Feb 24	at Tulane	*1b	4	1	0	0	0	0	0	0	0	0	0	0	0	0	1	10	0	1	.269
Feb 26	UT MARTIN	*1b	4	2	2	3	0	0	1	0	0	0	0	0	0	0	0	5	0	0	.300
Mar 01	LONG BEACH STATE	*1b	2	1	0	0	0	0	0	2	1	0	0	0	0	0	2	12	1	0	.281
Mar 02	LONG BEACH STATE-	*1b	4	1	2	0	0	0	0	0	0	0	0	0	0	0	0	12	1	0	.306
Mar 02	LONG BEACH STATE-	*1b	4	0	1	0	1	0	0	0	0	0	0	0	0	0	1	14	0	0	.300
Mar 05	LITTLE ROCK	*1b	4	0	1	1	0	0	0	0	0	0	0	0	0	0	1	6	0	0	.295
Mar 06	ECU	*1b	3	0	0	0	0	0	0	1	0	0	0	0	0	0	1	7	1	0	.277
Mar 08	UAB	*1b	4	3	2	3	0	0	1	0	1	0	1	0	0	0	1	9	0	0	.294
Mar 09	UAB	*1b	4	1	3	4	1	0	0	0	0	0	0	0	0	0	0	6	1	1	.327
Mar 10	UAB	*1b	4	0	0	0	0	0	0	0	0	0	0	0	0	0	0	7	0	1	.305
Mar 12	at Louisville	*1b	4	1	1	0	0	0	0	0	0	0	0	0	0	0	1	9	0	0	.302
Mar 13	at Louisville	*1b	3	1	2	1	0	0	0	1	0	0	1	0	0	0	1	7	0	1	.318
Mar 15	ALABAMA	*1b	3	1	2	1	0	0	1	0	0	0	0	0	0	0	0	4	0	0	.333
Mar 16	ALABAMA	*1b	3	0	0	0	0	0	0	2	0	0	0	0	0	0	1	6	0	0	.319
Mar 17	ALABAMA	*1b	4	1	0	0	0	0	0	1	0	0	0	0	0	0	1	6	0	1	.303
Mar 19	ARKANSAS-PINE BLU	*dh	1	0	0	1	0	0	0	0	0	0	1	0	1	0	0	0	0	0	.299
Mar 20	ARKANSAS-PINE BLU	*1b	2	1	1	0	0	0	0	0	0	0	0	0	0	0	1	4	0	0	.304
Mar 22	at Mizzou	*1b	4	1	1	0	0	0	0	0	0	0	0	0	0	0	3	9	0	0	.301
Mar 23	at Mizzou	*1b	4	0	2	0	1	0	0	0	1	0	0	0	0	0	0	8	1	0	.310
Mar 24	at Mizzou	*1b	4	0	0	0	0	0	0	0	0	0	0	0	0	0	0	10	0	0	.297
Mar 26	at Memphis	*1b	4	0	0	1	0	0	0	0	0	0	0	0	1	0	0	7	2	0	.284
Mar 29	at Arkansas	*1b	4	0	1	1	0	0	0	0	0	0	0	0	0	0	1	8	2	0	.283
Mar 30	at Arkansas	*dh	4	1	3	1	0	0	1	0	0	0	0	0	0	0	1	0	0	0	.301
Mar 31	at Arkansas	*dh	5	0	3	4	0	0	0	1	1	0	0	0	0	0	0	0	0	0	.315
Apr 02	NORTH ALABAMA	*dh	4	0	1	1	1	0	0	0	0	0	0	0	0	0	0	0	0	0	.312
Apr 05	FLORIDA	*dh	5	2	2	1	0	0	1	0	0	0	0	0	0	0	1	0	0	0	.316
Apr 06	FLORIDA-1	*dh	4	2	2	0	1	0	0	1	0	0	0	0	0	0	1	0	0	0	.322
Apr 06	FLORIDA-2	*dh	4	3	2	3	0	0	1	1	0	0	0	0	0	0	0	0	0	0	.328
Apr 09	vs Southern Miss	*dh	4	2	1	1	0	0	0	0	0	0	0	0	0	0	1	0	0	0	.326
Apr 12	KENTUCKY	*dh	4	1	2	4	0	0	1	0	0	0	0	0	0	0	0	0	0	0	.331
Apr 14	KENTUCKY-1	*1b	3	0	1	0	0	0	0	0	0	0	0	0	0	1	0	1	0	0	.331
Apr 14	KENTUCKY-2	*1b	2	0	1	0	1	0	0	2	0	0	0	0	0	0	1	1	0	0	.333
Apr 16	MEMPHIS	*1b	4	1	1	1	1	0	0	0	0	0	0	0	0	1	2	9	2	0	.331
Totals		38gs	142	32	47	36	9	0	8	13	5	0	3	0	2	2	26	211	15	6	.331

On base pct. .394 • Slugging pct. .563

CAREER STATS

Year	Avg.	GP	GS	AB	R	H	2B	3B	HR	RBI	TB	SLG%	BB	HBP	SO	GDP	OB%	SF	SH	SB	ATT	PO	A	E	FLD%
2017	.239	39	24	92	8	22	1	0	1	11	26	.283	10	0	26	1	.311	1	0	0	1	169	19	4	.979
2018	.300	58	55	210	34	63	8	0	10	44	101	.481	17	7	47	4	.370	1	0	0	0	354	27	4	.990
2019	.331	38	38	142	32	47	9	0	8	36	80	.563	13	3	26	2	.394	2	0	5	5	211	15	6	.974
TOTAL	.297	135	117	444	74	132	18	0	19	91	207	.466	40	10	99	7	.365	4	0	5	6	734	61	14	.983



15 GRAE KESSINGER



JR. | INF | OXFORD, MISS. | OXFORD HS

SEASON HIGHS

- ▶ Runs: 4, vs. UAPB (3/20/19)
- ▶ Hits: 5, vs. Florida (4/6/19)
- ▶ Home Runs: 1, 2x, MR vs. Kentucky (4/12/19)
- ▶ RBI: 5, 2x, MR vs. Florida (4/6/19)
- ▶ Walks: 3, 2x, MR vs. Southern Miss (4/9/19)
- ▶ Stolen Bases: 1, 10x, MR vs. Southern Miss (4/9/19)
- ▶ Assists: 5, 3x, MR vs. North Alabama (4/2/19)

CAREER HIGHS

- ▶ Runs: 4, vs. UAPB (3/20/19)
- ▶ Hits: 5, vs. Florida (4/6/19)
- ▶ Home Runs: 1, 9x, MR vs. Kentucky (4/12/19)
- ▶ RBI: 5, 2x, MR vs. Florida (4/6/19)
- ▶ Walks: 3, 3x, MR vs. Southern Miss (4/9/19)
- ▶ Stolen Bases: 1, 20x, MR vs. Southern Miss (4/9/19)
- ▶ Assists: 6, 2x, MR vs. Georgia (4/21/18)

Date	Opponent	Pos	AB	R	H	RBI	2B	3B	HR	BB	SB	CS	HBP	SAC	SF	GDP	K	PO	A	E	Avg	
Feb 15	WRIGHT STATE	*ss	3	0	0	1	0	0	0	0	0	0	0	0	1	0	0	0	2	0	.000	
Feb 16	WRIGHT STATE	*ss	4	0	0	0	0	0	0	1	0	0	0	0	0	1	0	1	4	1	.000	
Feb 20	ARKANSAS STATE	*ss	4	3	3	0	0	0	0	1	0	0	0	0	0	0	0	1	1	0	.273	
Feb 22	at Tulane	*ss	5	1	1	1	0	0	1	0	0	0	0	0	0	0	1	2	0	0	.250	
Feb 23	at Tulane	*ss	3	3	1	0	0	0	0	2	0	0	0	0	0	0	1	1	3	0	.263	
Feb 24	at Tulane	*ss	5	1	1	0	0	0	0	0	0	0	0	0	0	0	0	2	3	0	.250	
Feb 26	UT MARTIN	*ss	3	0	0	1	0	0	0	1	0	0	0	0	1	0	1	1	2	0	.222	
Mar 01	LONG BEACH STATE	*ss	5	0	2	1	0	0	0	0	0	0	0	0	0	1	0	2	2	0	.250	
Mar 02	LONG BEACH STATE-	*ss	4	1	0	1	0	0	0	1	0	0	0	0	0	0	0	1	3	0	.222	
Mar 02	LONG BEACH STATE-	*ss	5	1	1	0	0	0	0	0	1	0	0	0	0	0	1	0	5	0	.220	
Mar 05	LITTLE ROCK	*ss	4	3	2	1	1	0	0	1	1	0	0	0	0	0	1	3	1	0	.244	
Mar 06	ECU	*ss	4	0	0	0	0	0	0	0	0	0	0	0	0	0	3	1	1	0	.224	
Mar 08	UAB	*ss	6	1	2	1	1	0	0	0	0	0	0	0	0	0	1	4	4	1	.236	
Mar 09	UAB	*ss	5	1	0	1	0	0	0	0	0	0	1	0	0	0	0	2	2	0	.217	
Mar 10	UAB	*ss	4	0	2	0	0	0	0	1	0	0	0	0	0	0	1	5	3	0	.234	
Mar 12	at Louisville	*ss	4	0	0	0	0	0	0	1	0	0	0	0	0	0	0	2	1	1	.221	
Mar 13	at Louisville	*ss	3	1	1	1	0	0	0	3	0	0	0	0	0	0	0	2	2	0	.225	
Mar 15	ALABAMA	*ss	4	0	1	0	0	0	0	0	0	0	0	0	0	0	1	0	3	0	.227	
Mar 16	ALABAMA	*ss	5	1	2	1	0	0	0	0	0	0	0	0	0	0	0	2	2	1	.237	
Mar 17	ALABAMA	*ss	4	1	3	5	3	0	0	1	0	0	0	0	0	0	0	0	3	0	.262	
Mar 19	ARKANSAS-PINE BLU	*ss	3	3	1	1	1	0	0	2	1	0	0	0	0	0	0	1	1	0	.264	
Mar 20	ARKANSAS-PINE BLU	*ss	4	4	2	1	2	0	0	1	1	0	0	0	0	0	0	0	2	0	.275	
Mar 22	at Mizzou	*ss	4	0	1	0	0	0	0	0	0	0	0	0	0	1	1	1	2	1	.274	
Mar 23	at Mizzou	*ss	3	0	0	0	0	0	0	1	1	0	0	0	0	1	0	3	2	0	.265	
Mar 24	at Mizzou	*ss	4	1	0	0	0	0	0	0	0	1	0	0	0	0	1	0	3	0	.255	
Mar 26	at Memphis	*ss	5	1	2	0	0	0	0	1	0	0	0	0	0	0	1	1	0	0	.262	
Mar 29	at Arkansas	*ss	4	1	2	0	0	0	0	0	1	0	0	0	0	0	0	1	1	0	.270	
Mar 30	at Arkansas	*ss	5	0	2	1	1	0	0	0	0	0	0	0	0	1	0	2	3	0	.276	
Mar 31	at Arkansas	*ss	5	3	2	0	1	0	0	1	0	0	0	0	0	0	0	2	5	0	.281	
Apr 02	NORTH ALABAMA	*ss	3	2	1	0	0	0	0	1	1	0	1	0	0	0	0	2	5	0	.282	
Apr 05	FLORIDA	*ss	5	2	2	0	0	0	0	0	0	0	0	0	0	1	0	0	2	0	.287	
Apr 06	FLORIDA-1	*ss	5	2	5	5	2	0	0	1	1	0	0	0	0	0	0	3	1	0	.313	
Apr 06	FLORIDA-2	*ss	4	1	1	1	0	0	0	1	0	0	0	0	0	0	0	1	2	0	.312	
Apr 09	vs Southern Miss	*ss	1	2	1	1	0	0	0	3	1	0	1	0	0	0	0	1	2	0	.317	
Apr 12	KENTUCKY	*ss	5	3	4	2	0	0	1	0	0	0	0	0	0	0	0	0	2	0	.333	
Apr 14	KENTUCKY-1	*ss	1	0	0	0	0	0	0	1	0	0	1	0	0	0	0	1	2	0	.331	
Apr 14	KENTUCKY-2	*ss	4	0	3	2	1	0	0	0	0	0	0	0	0	0	0	0	0	0	.342	
Apr 16	MEMPHIS	*ss	2	1	0	0	0	0	0	2	1	0	0	0	0	1	0	1	0	0	.338	
Totals			38gs	151	44	51	29	13	0	2	27	11	0	5	0	2	7	14	52	82	5	.338

On base pct. .449 • Slugging pct. .464

CAREER STATS

Year	Avg.	GP	GS	AB	R	H	2B	3B	HR	RBI	TB	SLG%	BB	HBP	SO	GDP	OB%	SF	SH	SB	ATT	PO	A	E	FLD%
2017	.175	55	53	154	15	27	5	0	2	16	38	.247	23	2	30	1	.287	2	8	2	6	77	119	10	.951
2018	.300	62	62	243	56	73	18	0	8	37	115	.473	33	4	34	2	.389	3	2	8	8	83	164	12	.954
2019	.338	38	38	151	44	51	13	0	2	29	70	.464	27	5	14	7	.449	2	0	11	11	52	82	5	.964
TOTAL	.276	155	153	548	115	151	36	0	12	82	223	.407	83	11	78	10	.378	7	10	21	25	212	365	27	.955



17 GUNNAR HOGLUND



FR. | RHP/IF | HUDSON, FLA. | DAYSPRING CHRISTIAN ACADEMY

SEASON HIGHS

- ▶ IP (Start): 5.0, 2x, MR vs. Alabama (3/17/19)
- ▶ IP (Relief): 1.2, vs. Southern Miss (4/9/19)
- ▶ Strikeouts: 8, 2x, MR vs. Kentucky (4/14/19)
- ▶ ER Allowed: 4, vs. Kentucky (4/14/19)
- ▶ Runs Allowed: 4, vs. Kentucky (4/14/19)
- ▶ Walks: 2, 2x, MR at Mizzou (3/24/19)
- ▶ Hits Allowed: 8, vs. Tulane (2/24)

CAREER HIGHS

- ▶ IP (Start): 5.0, 2x, MR vs. Alabama (3/17/19)
- ▶ IP (Relief): 1.2, vs. Southern Miss (4/9/19)
- ▶ Strikeouts: 8, 2x, MR vs. Kentucky (4/14/19)
- ▶ ER Allowed: 4, vs. Kentucky (4/14/19)
- ▶ Runs Allowed: 4, vs. Kentucky (4/14/19)
- ▶ Walks: 2, 2x, MR at Mizzou (3/24/19)
- ▶ Hits Allowed: 8, vs. Tulane (2/24)

Date	Opponent	GS	IP	H	R	ER	BB	SO	2B	3B	HR	WP	BK	HBP	IBB	Score	W-L	Sv	ERA	NP
Feb 20	ARKANSAS STATE	*	2.0	4	3	3	1	3	1	0	0	0	0	1	0	15-3	0-0	0	13.50	45
Feb 24	at Tulane	*	4.0	8	3	1	0	1	1	0	1	0	0	1	0	6-3	0-0	0	6.00	74
Mar 02	LONG BEACH STATE-	*	5.0	6	1	1	0	3	0	0	1	0	0	0	0	5-3	0-0	0	4.09	65
Mar 10	UAB	*	3.1	4	1	1	0	1	1	0	1	0	0	0	0	2-1	0-0	0	3.77	63
Mar 17	ALABAMA	*	5.0	2	1	1	2	8	1	0	0	0	0	0	0	12-2	1-0	0	3.26	86
Mar 24	at Mizzou	*	2.2	3	3	3	2	0	1	0	0	0	0	2	0	5-8	1-0	0	4.09	47
Mar 31	at Arkansas	*	3.0	3	2	2	1	3	0	0	0	0	0	0	0	10-5	1-0	0	4.32	50
Apr 09	vs Southern Miss	*	1.2	1	0	0	0	1	0	0	0	0	0	0	0	11-2	1-0	0	4.05	24
Apr 14	KENTUCKY-2	*	4.2	4	4	4	0	8	1	0	1	0	0	1	0	2-4	1-1	0	4.60	71
Totals		8	31.1	35	18	16	6	28	6	0	4	0	0	5	0	68-31	1-1	0	4.60	-

CAREER STATS

YEAR	ERA	W	L	APP	GS	CG	SHO	CBO	SV	IP	H	R	ER	BB	SO	2B	3B	HR	BF	B/AVG	WP	HBP	BK	SFA	SHA
2019	4.60	1	1	9	8	0	0	0	0	31.1	35	18	16	6	28	6	0	4	139	.282	0	5	0	2	2
TOTAL	4.60	1	1	9	8	0	0	0	0	31.1	35	18	16	6	28	6	0	4	139	.282	0	5	0	2	2



18 CONNOR GREEN



SR. | RHP | COLLIERVILLE, TENN. | ST. GEORGE'S HS

SEASON HIGHS

- ▶ IP (Start): --
- ▶ IP (Relief): 3.1, at Louisville (3/13/19)
- ▶ Strikeouts: 5, at Louisville (3/13/19)
- ▶ ER Allowed: 4, vs. Florida (4/6/19)
- ▶ Runs Allowed: 4, vs. Florida (4/6/19)
- ▶ Walks: 2, 2x, MR vs. Florida (4/6/19)
- ▶ Hits Allowed: 4, 2x, MR at Arkansas (3/31/19)


CAREER HIGHS

- ▶ IP (Start): None
- ▶ IP (Relief): 4.1 vs. Texas A&M (5/20/16)
- ▶ Strikeouts: 7 vs. Texas A&M (5/20/16)
- ▶ Earned Runs Allowed: 4, 2x, MR vs. Florida (4/6/19)
- ▶ Runs Allowed: 6, vs. LSU (4/13/17)
- ▶ Walks: 3, vs. UNCW (2/26/17)
- ▶ Hits Allowed: 4, 3x, MR at Arkansas (3/31/19)

Date	Opponent	GS	IP	H	R	ER	BB	SO	2B	3B	HR	WP	BK	HBP	IBB	Score	W-L	Sv	ERA	NP
Feb 20	ARKANSAS STATE		2.0	2	0	0	0	4	1	0	0	1	0	0	0	15-3	0-0	0	0.00	27
Feb 24	at Tulane		1.1	1	0	0	0	1	0	0	0	0	0	0	0	6-3	1-0	0	0.00	15
Feb 26	UT MARTIN		2.1	1	0	0	0	2	1	0	0	0	0	0	0	12-6	2-0	0	0.00	32
Mar 02	LONG BEACH STATE-		2.0	0	0	0	0	2	0	0	0	0	0	0	0	7-6	2-0	0	0.00	20
Mar 06	ECU		1.0	1	0	0	0	2	1	0	0	0	0	0	0	2-3	2-0	0	0.00	21
Mar 10	UAB		1.1	0	0	0	0	0	0	0	0	0	0	0	0	2-1	3-0	0	0.00	11
Mar 12	at Louisville		3.1	2	1	1	2	5	0	1	0	0	0	0	2	3-4	3-1	0	0.68	41
Mar 16	ALABAMA		1.1	4	2	1	2	0	1	0	0	0	0	0	0	6-8	3-1	0	1.23	34
Mar 24	at Mizzou		0.2	2	2	2	1	1	1	0	0	0	0	0	1	5-8	3-2	0	2.35	24
Mar 31	at Arkansas		1.1	4	2	2	0	0	0	0	1	0	0	0	0	10-5	3-2	0	3.24	25
Apr 02	NORTH ALABAMA		1.1	2	0	0	0	2	0	0	0	0	0	0	0	6-10	3-2	0	3.00	26
Apr 06	FLORIDA-2		0.2	3	4	4	2	1	2	0	0	1	0	0	1	12-10	3-2	0	4.82	19
Totals		0	18.2	22	11	10	7	20	7	1	1	2	0	0	4	86-67	3-2	0	4.82	-

CAREER STATS

Year	ERA	W	L	App	GS	CG	SHO	CBO	SV	IP	H	R	ER	BB	SO	2B	3B	HR	BF	B/Avg	WP	HBP	BK	SFA	SHA
2016	2.73	0	0	20	0	0	0	0	0	33.0	26	15	10	19	37	6	0	1	149	.213	3	4	0	2	2
2017	5.29	0	0	12	0	0	0	1	0	17.0	14	16	10	10	20	5	0	1	77	.222	2	3	0	1	0
2018	3.75	0	0	9	0	0	0	1	0	12.0	11	5	5	8	9	0	0	1	55	.244	0	2	0	0	0
2019	4.82	3	2	12	0	0	0	0	0	18.2	22	11	10	7	20	7	1	1	84	.293	2	0	0	1	1
TOTAL	3.90	3	2	53	0	0	0	2	0	80.2	73	47	35	44	86	18	1	4	365	.239	7	9	0	4	3



20 WILL ETHRIDGE



JR. | RHP | LILBURN, GA. | PARKVIEW HS

SEASON HIGHS

- ▶ IP (Start): 7.0, vs. Kentucky (4/12/19)
- ▶ IP (Relief): --
- ▶ Strikeouts: 11, vs. Kentucky (4/12/19)
- ▶ ER Allowed: 4, at Arkansas (3/31/19)
- ▶ Runs Allowed: 5, at Arkansas (3/31/19)
- ▶ Walks: 4, vs. Alabama (3/15/19)
- ▶ Hits Allowed: 8, at Mizzou (3/22/19)

CAREER HIGHS

- ▶ IP (Start): 7.2, vs. Georgia State (3/8/17)
- ▶ IP (Relief): 6.2, vs. Auburn (5/12/18)
- ▶ Strikeouts: 11, vs. Kentucky (4/12/19)
- ▶ ER Allowed: 5, vs. Vanderbilt (3/19/17)
- ▶ Runs Allowed: 5, 2x, MR at Arkansas (3/31/19)
- ▶ Walks: 4, vs. Alabama (3/15/19)
- ▶ Hits Allowed: 8, at Mizzou (3/22/19)

Date	Opponent	GS	IP	H	R	ER	BB	SO	2B	3B	HR	WP	BK	HBP	IBB	Score	W-L	Sv	ERA	NP
Feb 15	WRIGHT STATE	*	5.2	4	0	0	2	5	0	0	0	0	0	0	0	10-1	1-0	0	0.00	82
Mar 01	LONG BEACH STATE	*	3.0	2	0	0	0	2	0	0	0	0	0	0	0	7-2	2-0	0	0.00	32
Mar 08	UAB	*	5.0	5	4	1	2	1	1	0	1	0	0	1	0	15-9	3-0	0	0.66	76
Mar 15	ALABAMA	*	6.0	3	0	0	4	9	0	0	0	0	0	0	0	1-0	4-0	0	0.46	98
Mar 22	at Mizzou	*	5.2	8	2	1	2	5	1	0	0	0	0	0	1	1-2	4-1	0	0.71	99
Mar 29	at Arkansas	*	5.0	7	5	4	2	4	2	0	0	0	0	0	0	3-5	4-2	0	1.78	99
Apr 05	FLORIDA	*	3.2	3	2	2	3	1	0	0	0	0	0	1	0	12-4	4-2	0	2.12	55
Apr 12	KENTUCKY	*	7.0	3	0	0	0	11	1	0	0	0	0	2	0	8-2	5-2	0	1.76	104
Totals		8	41.0	35	13	8	15	38	5	0	1	0	0	4	1	57-25	5-2	0	1.76	-

CAREER STATS

Year	ERA	W	L	App	GS	CG	SHO	CBO	SV	IP	H	R	ER	BB	SO	2B	3B	HR	BF	B/Avg	WP	HBP	BK	SFA	SHA
2017	2.41	2	2	19	4	0	0	0	1	41.0	32	15	11	11	50	7	0	1	167	.213	7	4	0	0	2
2018	3.91	3	1	26	0	0	0	1	3	50.2	49	28	22	14	53	7	2	5	221	.250	2	5	0	1	5
2019	1.76	5	2	8	8	0	0	1	0	41.0	35	13	8	15	38	5	0	1	170	.235	0	4	0	0	2
TOTAL	2.78	10	5	53	12	0	0	2	4	132.2	116	56	41	40	141	19	2	7	558	.234	9	13	0	1	9



21 JORDAN FOWLER



SO. | LHP | UNION CITY, TENN. | DYER COUNTY HS

SEASON HIGHS

- ▶ IP (Start): 7.0, vs. UAPB (3/19/19)
- ▶ IP (Relief): 1.2, vs. Tulane (2/23)
- ▶ Strikeouts: 6, vs. UAPB (3/19/19)
- ▶ ER Allowed: 4, 2x, MR at Memphis (3/25/19)
- ▶ Runs Allowed: 4, 2x, MR at Memphis (3/25/19)
- ▶ Walks: 3, vs. UT Martin (2/26/19)
- ▶ Hits Allowed: 5, at Memphis (3/25/19)


CAREER HIGHS

- ▶ IP (Start): 7.0, vs. UAPB (3/19/19)
- ▶ IP (Relief): 2.0, vs. Winthrop (2/18/18)
- ▶ Strikeouts: 7, vs. Little Rock (3/7/18/18)
- ▶ ER Allowed: 4, 3x, MR at Memphis (3/25/19)
- ▶ Runs Allowed: 4, 3x, MR at Memphis (3/25/19)
- ▶ Walks: 3, 2x, MR vs. UT Martin (2/26/19)
- ▶ Hits Allowed: 6, vs. Texas A&M (5/26)

Date	Opponent	GS	IP	H	R	ER	BB	SO	2B	3B	HR	WP	BK	HBP	IBB	Score	W-L	Sv	ERA	NP
Feb 20	ARKANSAS STATE		1.0	0	0	0	0	1	0	0	0	0	0	0	0	15-3	0-0	0	0.00	13
Feb 23	at Tulane		1.2	1	2	2	2	1	0	0	0	0	0	0	0	12-13	0-0	0	6.75	32
Feb 26	UT MARTIN	*	1.2	3	5	2	3	2	1	0	1	0	0	0	0	12-6	0-0	0	8.31	41
Mar 05	LITTLE ROCK	*	4.1	2	4	4	1	3	0	0	0	0	0	3	0	11-8	0-0	0	8.31	61
Mar 19	ARKANSAS-PINE BLU	*	7.0	4	1	1	2	6	2	0	0	0	0	0	0	12-2	1-0	0	5.17	96
Mar 26	at Memphis	*	1.2	5	4	4	1	4	2	0	0	1	0	1	0	9-6	1-0	0	6.75	47
Totals		4	17.1	15	16	13	9	17	5	0	1	1	0	4	0	71-38	1-0	0	6.75	-

CAREER STATS

Year	ERA	W	L	App	GS	CG	SHO	CBO	SV	IP	H	R	ER	BB	SO	2B	3B	HR	BF	B/Avg	WP	HBP	BK	SFA	SHA
2018	3.20	7	0	16	9	0	0	1	0	45.0	40	18	16	18	34	10	1	4	190	.237	4	2	0	1	0
2019	6.75	1	0	6	4	0	0	0	0	17.1	15	16	13	9	17	5	0	1	78	.234	1	4	0	0	1
TOTAL	4.19	8	0	22	13	0	0	1	0	62.1	55	34	29	27	51	15	1	5	268	.236	5	6	0	1	1



22 KALEB HILL



FR. | LHP | PINE BLUFF, ARK. | WATSON CHAPEL

SEASON HIGHS

- ▶ IP (Start): --
- ▶ IP (Relief): 2.0, 2x, MR vs. UAPB (3/20/19)
- ▶ Strikeouts: 4, vs. UAPB (3/20/19)
- ▶ ER Allowed: 2, at Memphis (3/25/19)
- ▶ Runs Allowed: 2, 2x, MR at Memphis (3/25/19)
- ▶ Walks: 2, 3x, MR vs. UAPB (3/20/19)
- ▶ Hits Allowed: 2, 5x, MR vs. Florida (4/6/19)

CAREER HIGHS

- ▶ IP (Start): --
- ▶ IP (Relief): 2.0, 2x, MR vs. UAPB (3/20/19)
- ▶ Strikeouts: 4, vs. UAPB (3/20/19)
- ▶ ER Allowed: 2, at Memphis (3/25/19)
- ▶ Runs Allowed: 2, 2x, MR at Memphis (3/25/19)
- ▶ Walks: 2, 3x, MR vs. UAPB (3/20/19)
- ▶ Hits Allowed: 2, 5x, MR vs. Florida (4/6/19)

Date	Opponent	GS	IP	H	R	ER	BB	SO	2B	3B	HR	WP	BK	HBP	IBB	Score	W-L	Sv	ERA	NP
Feb 16	WRIGHT STATE		2.0	1	1	1	2	1	0	0	0	0	0	0	0	5-9	0-0	0	4.50	32
Feb 24	at Tulane		0.1	0	0	0	0	1	0	0	0	0	0	0	0	6-3	0-0	0	3.86	5
Feb 26	UT MARTIN		1.0	2	1	1	0	1	0	0	0	0	0	1	0	12-6	0-0	0	5.40	25
Mar 05	LITTLE ROCK		1.0	2	1	1	0	1	0	1	0	0	0	0	0	11-8	0-0	0	6.23	22
Mar 08	UAB		1.0	2	2	1	0	0	1	0	0	0	0	1	0	15-9	0-0	0	6.75	16
Mar 13	at Louisville		0.2	1	1	1	2	1	0	0	0	0	0	0	0	8-10	0-0	0	7.50	23
Mar 20	ARKANSAS-PINE BLU		2.0	0	0	0	2	4	0	0	0	1	0	0	0	25-0	0-0	0	5.62	39
Mar 26	at Memphis		0.1	2	2	2	0	1	0	0	0	0	0	0	0	9-6	0-0	0	7.56	13
Apr 06	FLORIDA-1		1.0	2	0	0	0	2	0	0	0	0	0	0	0	16-4	0-0	0	6.75	20
Totals		0	9.1	12	8	7	6	12	1	1	0	1	0	2	0	107-55	0-0	0	6.75	-

CAREER STATS

Year	ERA	W	L	App	GS	CG	SHO	CBO	SV	IP	H	R	ER	BB	SO	2B	3B	HR	BF	B/Avg	WP	HBP	BK	SFA	SHA
2019	6.75	0	0	9	0	0	0	1	0	9.1	12	8	7	6	12	1	1	0	49	.308	1	2	0	1	1
TOTAL	6.75	0	0	9	0	0	0	1	0	9.1	12	8	7	6	12	1	1	0	49	.308	1	2	0	1	1



24 ZACK PHILLIPS



JR. | LHP | TEXARKANA, ARK. | GRAYSON CC

SEASON HIGHS

- ▶ IP (Start): 7.0, vs. UAB (3/9/19)
- ▶ IP (Relief): 0.2, 2x, MR vs. North Alabama (4/2/19)
- ▶ Strikeouts: 7, vs. UAB (3/9/19)
- ▶ ER Allowed: 4, 2x, MR vs. Tulane (2/22)
- ▶ Runs Allowed: 5, vs. Wright State (2/16)
- ▶ Walks: 4, vs. Alabama (3/16/19)
- ▶ Hits Allowed: 7, 2x, MR vs. Southern Miss (4/9/19)

CAREER HIGHS

- ▶ IP (Start): 7.0, vs. UAB (3/9/19)
- ▶ IP (Relief): 0.2, 2x, MR vs. North Alabama (4/2/19)
- ▶ Strikeouts: 7, vs. UAB (3/9/19)
- ▶ ER Allowed: 4, 2x, MR vs. Tulane (2/22)
- ▶ Runs Allowed: 5, vs. Wright State (2/16)
- ▶ Walks: 4, vs. Alabama (3/16/19)
- ▶ Hits Allowed: 7, 2x, vs. Southern Miss (4/9/19)

Date	Opponent	GS	IP	H	R	ER	BB	SO	2B	3B	HR	WP	BK	HBP	IBB	Score	W-L	Sv	ERA	NP
Feb 16	WRIGHT STATE	*	2.2	7	5	4	2	1	3	0	0	0	0	0	0	5-9	0-1	0	13.50	54
Feb 22	at Tulane	*	4.1	6	4	4	3	4	3	0	0	0	0	1	0	6-4	0-1	0	10.29	84
Mar 02	LONG BEACH STATE-	*	5.0	4	2	2	2	5	1	0	0	1	0	1	0	7-6	0-1	0	7.50	83
Mar 09	UAB	*	7.0	6	2	1	1	7	0	0	1	0	0	0	0	13-4	1-1	0	5.21	91
Mar 16	ALABAMA	*	1.2	1	2	0	4	1	0	0	0	0	0	0	0	6-8	1-1	0	4.79	37
Mar 20	ARKANSAS-PINE BLU	*	3.0	0	0	0	0	4	0	0	0	0	0	0	0	25-0	2-1	0	4.18	38
Mar 24	at Mizzou		0.0	3	2	2	0	0	1	0	1	0	0	0	0	5-8	2-1	0	4.94	10
Mar 31	at Arkansas		0.2	2	1	1	1	1	1	0	0	0	0	0	0	10-5	3-1	0	5.18	17
Apr 02	NORTH ALABAMA		0.2	0	0	0	0	0	0	0	0	0	0	0	0	6-10	3-1	0	5.04	6
Apr 09	vs Southern Miss	*	4.1	7	2	2	0	6	2	0	0	1	0	2	0	11-2	3-1	0	4.91	69
Apr 16	MEMPHIS	*	6.0	3	2	2	2	6	1	0	1	1	0	1	0	5-2	4-1	0	4.58	85
Totals		8	35.1	39	22	18	15	35	12	0	3	3	0	5	0	99-58	4-1	0	4.58	-

CAREER STATS

Year	ERA	W	L	App	GS	CG	SHO	CBO	SV	IP	H	R	ER	BB	SO	2B	3B	HR	BF	B/Avg	WP	HBP	BK	SFA	SHA
2019	4.58	4	1	11	8	0	0	1	0	35.1	39	22	18	15	35	12	0	3	165	.277	3	5	0	3	1
TOTAL	4.58	4	1	11	8	0	0	1	0	35.1	39	22	18	15	35	12	0	3	165	.277	3	5	0	3	1



25 TIM ELKO



SO. | INF | LUTZ, FLA. | HILLBOROUGH HS

SEASON HIGHS

- ▶ Runs: 1, 7x, MR vs. UAPB (3/20/19)
- ▶ Hits: 2, vs. UT Martin (2/26/19)
- ▶ Home Runs: 1, 2x, MR vs. UAPB (3/20/19)
- ▶ RBI: 1, 8x, MR vs. Memphis (4/16/19)
- ▶ Walks: 2, 2x, MR vs. Florida (4/6/19)
- ▶ Stolen Bases: 1, vs. UT Martin (2/26/19)
- ▶ Assists: 1, vs. UAB (3/9/19)

CAREER HIGHS

- ▶ Runs: 2, at Georgia State (3/14/18)
- ▶ Hits: 2, 4x, MR vs. UT Martin (2/26/19)
- ▶ Home Runs: 1, 4x, MR vs. UAPB (3/20/19)
- ▶ RBI: 2, at Georgia State (3/14/18)
- ▶ Walks: 2, 2x, MR vs. Florida (4/6/19)
- ▶ Stolen Bases: 2, at Georgia State (3/14/18)
- ▶ Assists: 3, at Georgia State (3/13/18)

Date	Opponent	Pos	AB	R	H	RBI	2B	3B	HR	BB	SB	CS	HBP	SAC	SF	GDP	K	PO	A	E	Avg
Feb 15	WRIGHT STATE	*of/3b	3	0	0	0	0	0	0	1	0	0	0	0	0	0	2	2	0	0	.000
Feb 16	WRIGHT STATE	*dh	4	0	0	0	0	0	0	0	0	0	0	0	0	0	1	0	0	0	.000
Feb 20	ARKANSAS STATE	*of	4	0	0	1	0	0	0	0	0	0	0	0	0	0	0	1	0	0	.000
Feb 22	at Tulane	ph/of	1	1	0	0	0	0	0	0	0	0	1	0	0	0	0	0	0	0	.000
Feb 23	at Tulane	*of	4	1	1	1	0	0	1	0	0	0	0	0	0	1	0	2	0	0	.062
Feb 26	UT MARTIN	*of	4	1	2	0	1	0	0	0	1	0	0	0	0	0	1	1	0	0	.150
Mar 01	LONG BEACH STATE	*of	3	0	0	0	0	0	0	0	0	0	0	0	0	0	0	3	0	0	.130
Mar 02	LONG BEACH STATE-	*of	2	0	1	0	0	0	0	1	0	0	0	0	0	0	0	1	0	0	.160
Mar 05	LITTLE ROCK	of	0	0	0	0	0	0	0	0	0	0	0	0	0	0	0	0	0	0	.160
Mar 06	ECU	*of	3	0	0	0	0	0	0	0	0	0	0	0	0	0	2	1	0	0	.143
Mar 09	UAB	ph/3b	1	1	1	1	1	0	0	0	0	0	0	0	0	0	0	1	1	0	.172
Mar 12	at Louisville	ph	1	0	0	0	0	0	0	0	0	0	0	0	0	0	0	0	0	0	.167
Mar 13	at Louisville	ph	1	1	1	1	0	0	1	0	0	0	0	0	0	0	0	0	0	0	.194
Mar 15	ALABAMA	ph	1	0	0	0	0	0	0	0	0	0	0	0	0	0	0	0	0	0	.188
Mar 17	ALABAMA	*dh	4	1	1	0	0	0	0	0	0	0	0	0	0	0	2	0	0	0	.194
Mar 20	ARKANSAS-PINE BLU	ph	2	1	1	1	0	1	0	0	0	0	0	0	0	0	0	0	0	0	.211
Mar 23	at Mizzou	*of	3	0	0	1	0	0	0	0	0	0	0	0	0	0	1	0	0	0	.195
Mar 26	at Memphis	*of	4	0	1	1	0	0	0	0	0	1	0	0	0	0	1	2	0	0	.200
Mar 29	at Arkansas	ph	0	0	0	0	0	0	0	1	0	0	0	0	0	0	0	0	0	0	.200
Apr 02	NORTH ALABAMA	*of	0	0	0	0	0	0	0	2	0	0	0	0	0	0	0	0	0	0	.200
Apr 06	FLORIDA-1	*of	4	0	0	0	0	0	0	0	0	0	0	0	0	0	2	2	0	0	.184
Apr 14	KENTUCKY-2	*of	3	0	0	0	0	0	0	0	0	0	0	0	0	0	2	3	0	0	.173
Apr 16	MEMPHIS	*of	2	0	0	1	0	0	0	1	0	0	0	0	0	0	1	2	0	0	.167
Totals		15gs	54	7	9	8	2	1	2	6	1	1	1	0	0	1	15	21	1	0	.167

On base pct. .262 • Slugging pct. .352

CAREER STATS

Year	Avg.	GP	GS	AB	R	H	2B	3B	HR	RBI	TB	SLG%	BB	HBP	SO	GDP	OB%	SF	SH	SB	ATT	PO	A	E	FLD%
2018	.216	29	11	51	10	11	3	0	1	5	17	.333	3	0	16	0	.255	1	0	2	2	16	17	2	.943
2019	.167	23	15	54	7	9	2	1	2	8	19	.352	6	1	15	1	.262	0	0	1	2	21	1	0	1.000
TOTAL	.190	52	26	105	17	20	5	1	3	13	36	.343	9	1	31	1	.259	1	0	3	4	37	18	2	.965



26 DOUG NIKHAZY



FR. | LHP | WINDERMERE, FLA. | WEST ORANGE HS

SEASON HIGHS

- ▶ IP (Start): 7.2, at Mizzou (3/23/19)
- ▶ IP (Relief): 1.2, vs. Long Beach State (3/2/19)
- ▶ Strikeouts: 7, vs. Little Rock (3/5/19)
- ▶ ER Allowed: 4, vs. Kentucky (4/14/19)
- ▶ Runs Allowed: 4, vs. Kentucky (4/14/19)
- ▶ Walks: 5, at Arkansas (3/31/19)
- ▶ Hits Allowed: 7, vs. Florida (4/6/19)

CAREER HIGHS

- ▶ IP (Start): 7.2, at Mizzou (3/23/19)
- ▶ IP (Relief): 1.2, vs. Long Beach State (3/2/19)
- ▶ Strikeouts: 7, vs. Little Rock (3/5/19)
- ▶ ER Allowed: 4, vs. Kentucky (4/14/19)
- ▶ Runs Allowed: 4, vs. Kentucky (4/14/19)
- ▶ Walks: 5, at Arkansas (3/31/19)
- ▶ Hits Allowed: 7, vs. Florida (4/6/19)

Date	Opponent	GS	IP	H	R	ER	BB	SO	2B	3B	HR	WP	BK	HBP	IBB	Score	W-L	Sv	ERA	NP
Feb 20	ARKANSAS STATE		1.0	2	0	0	0	1	0	0	0	0	0	0	0	15-3	0-0	0	0.00	18
Feb 22	at Tulane		1.1	2	0	0	0	3	0	0	0	0	0	0	0	6-4	0-0	0	0.00	25
Feb 24	at Tulane		1.0	0	0	0	0	2	0	0	0	0	0	0	0	6-3	0-0	1	0.00	13
Mar 02	LONG BEACH STATE-		1.2	3	1	1	2	0	1	0	0	1	0	1	2	7-6	1-0	1	1.80	23
Mar 06	ECU	*	5.0	4	3	3	1	7	1	0	1	0	0	0	0	2-3	1-1	1	3.60	80
Mar 10	UAB		0.1	0	0	0	1	0	0	0	0	0	0	0	0	2-1	1-1	1	3.48	11
Mar 12	at Louisville	*	6.0	5	3	3	2	5	1	0	1	0	0	0	1	3-4	1-1	1	3.86	89
Mar 16	ALABAMA		1.0	2	1	1	1	2	0	0	0	1	0	0	0	6-8	1-2	1	4.15	24
Mar 23	at Mizzou	*	7.2	2	0	0	2	3	0	0	0	0	0	1	0	3-0	2-2	1	2.88	116
Mar 30	at Arkansas	*	5.2	5	3	3	5	6	3	0	2	0	0	1	0	4-3	2-2	1	3.23	99
Apr 06	FLORIDA-1	*	6.0	7	1	1	1	6	1	0	0	0	0	0	0	16-4	3-2	1	2.95	106
Apr 14	KENTUCKY-1	*	3.2	6	4	4	0	6	2	0	2	0	0	1	0	1-4	3-3	1	3.57	72
Totals		6	40.1	38	16	16	15	41	9	0	6	2	0	4	3	71-43	3-3	1	3.57	-

CAREER STATS

Year	ERA	W	L	App	GS	CG	SHO	CBO	SV	IP	H	R	ER	BB	SO	2B	3B	HR	BF	B/Avg	WP	HBP	BK	SFA	SHA
2019	3.57	3	3	12	6	0	0	1	1	40.1	38	16	16	15	41	9	0	6	169	.255	2	4	0	0	1
TOTAL	3.57	3	3	12	6	0	0	1	1	40.1	38	16	16	15	41	9	0	6	169	.255	2	4	0	0	1



27 TAYLOR BROADWAY



JR. | RHP | CYPRESS, TEXAS | TYLER JC

SEASON HIGHS

- ▶ IP (Start): --
- ▶ IP (Relief): 3.0, 2x, MR vs. UAB (3/8/19)
- ▶ Strikeouts: 3, 5x, MR vs. Florida (4/6/19)
- ▶ ER Allowed: 3, 3x, MR vs. Florida (4/6/19)
- ▶ Runs Allowed: 3, 3x, MR vs. Florida (4/6/19)
- ▶ Walks: 2, vs. Wright State (2/16/19)
- ▶ Hits Allowed: 5, 2x, MR vs. Florida (4/6/19)

CAREER HIGHS

- ▶ IP (Start): --
- ▶ IP (Relief): 3.0, 2x, MR vs. UAB (3/8/19)
- ▶ Strikeouts: 3, 5x, MR vs. Florida (4/6/19)
- ▶ ER Allowed: 3, 3x, MR vs. Florida (4/6/19)
- ▶ Runs Allowed: 3, 3x, MR vs. Florida (4/6/19)
- ▶ Walks: 2, vs. Wright State (2/16/19)
- ▶ Hits Allowed: 5, 2x, MR vs. Florida (4/6/19)

Date	Opponent	GS	IP	H	R	ER	BB	SO	2B	3B	HR	WP	BK	HBP	IBB	Score	W-L	Sv	ERA	NP
Feb 16	WRIGHT STATE		0.2	3	3	3	2	1	0	0	0	0	0	0	0	5-9	0-0	0	40.50	27
Feb 26	UT MARTIN		2.0	1	0	0	0	3	0	0	0	0	0	0	0	12-6	0-0	0	10.12	28
Mar 02	LONG BEACH STATE-		3.0	1	0	0	0	1	0	0	0	0	0	0	0	5-3	1-0	0	4.76	36
Mar 08	UAB		3.0	5	3	3	0	3	2	0	2	0	0	0	0	15-9	1-0	0	6.23	41
Mar 16	ALABAMA		1.2	4	2	2	0	2	1	1	1	0	0	1	0	6-8	1-0	0	6.97	34
Mar 20	ARKANSAS-PINE BLU		1.0	0	0	0	0	3	0	0	0	1	0	0	0	25-0	1-0	0	6.35	13
Mar 26	at Memphis		2.1	4	0	0	1	0	0	0	0	1	0	0	0	9-6	1-0	0	5.27	35
Apr 02	NORTH ALABAMA		1.0	3	2	2	0	1	1	0	0	1	0	0	0	6-10	1-0	0	6.14	18
Apr 06	FLORIDA-1		2.0	5	3	3	0	3	3	0	0	0	0	0	0	16-4	1-0	0	7.02	44
Totals		0	16.2	26	13	13	3	17	7	1	3	3	0	1	0	99-55	1-0	0	7.02	-

CAREER STATS

Year	ERA	W	L	App	GS	CG	SHO	CBO	SV	IP	H	R	ER	BB	SO	2B	3B	HR	BF	B/Avg	WP	HBP	BK	SFA	SHA
2019	7.02	1	0	9	0	0	0	1	0	16.2	26	13	13	3	17	7	1	3	78	.361	3	1	0	1	1
TOTAL	7.02	1	0	9	0	0	0	1	0	16.2	26	13	13	3	17	7	1	3	78	.361	3	1	0	1	1



28 AUSTIN MILLER



JR. | RHP | NORTH LIBERTY, IOWA | KIRKWOOD CC

SEASON HIGHS

- ▶ IP (Start): --
- ▶ IP (Relief): 4.0, vs. Long Beach State (3/1/19)
- ▶ Strikeouts: 5, vs. Alabama (3/17/19)
- ▶ ER Allowed: 2, vs. Florida (4/6/19)
- ▶ Runs Allowed: 2, vs. Florida (4/6/19)
- ▶ Walks: 3, vs. North Alabama (4/2/19)
- ▶ Hits Allowed: 3, 3x, MR vs. Florida (4/6/19)

CAREER HIGHS

- ▶ IP (Start): --
- ▶ IP (Relief): 4.0, vs. Long Beach State (3/1/19)
- ▶ Strikeouts: 5, vs. Alabama (3/17/19)
- ▶ ER Allowed: 4, at Arkansas State (5/18/18)
- ▶ Runs Allowed: 4, at Arkansas State (5/18/18)
- ▶ Walks: 3, vs. North Alabama (4/2/19)
- ▶ Hits Allowed: 3, 6x, MR vs. Florida (4/6/19)

Date	Opponent	GS	IP	H	R	ER	BB	SO	2B	3B	HR	WP	BK	HBP	IBB	Score	W-L	Sv	ERA	NP
Feb 15	WRIGHT STATE		3.1	3	1	1	0	2	1	0	0	0	0	0	0	10-1	0-0	1	2.70	39
Feb 22	at Tulane		1.2	2	0	0	0	0	0	0	0	0	0	0	0	6-4	1-0	1	1.80	25
Feb 24	at Tulane		1.1	2	0	0	0	2	0	0	0	1	0	0	0	6-3	1-0	1	1.42	19
Mar 01	LONG BEACH STATE		4.0	1	0	0	0	3	0	0	0	0	0	0	0	7-2	1-0	2	0.87	51
Mar 06	ECU		3.0	0	0	0	1	3	0	0	0	0	0	0	1	2-3	1-0	2	0.68	29
Mar 10	UAB		2.1	0	0	0	1	3	0	0	0	0	0	2	0	2-1	1-0	2	0.57	34
Mar 13	at Louisville		1.1	3	1	1	1	2	1	0	0	0	0	0	0	8-10	1-0	2	1.06	26
Mar 15	ALABAMA		1.1	0	0	0	0	2	0	0	0	1	0	0	0	1-0	1-0	2	0.98	19
Mar 17	ALABAMA		2.1	2	1	1	1	5	1	0	0	1	0	0	0	12-2	1-0	2	1.31	38
Mar 22	at Mizzou		2.1	1	0	0	1	3	0	0	0	1	0	0	0	1-2	1-0	2	1.17	46
Mar 26	at Memphis		0.2	1	0	0	0	2	0	1	0	0	0	0	0	9-6	1-0	2	1.14	11
Mar 30	at Arkansas		2.1	1	0	0	0	4	0	0	0	0	0	0	0	4-3	2-0	2	1.04	31
Apr 02	NORTH ALABAMA		0.1	0	1	1	3	0	0	0	0	0	0	0	1	6-10	2-0	2	1.37	16
Apr 06	FLORIDA-2		1.2	3	2	2	0	2	1	0	1	0	0	0	0	12-10	2-0	2	1.93	20
Apr 09	vs Southern Miss		1.2	0	0	0	1	3	0	0	0	0	0	0	1	11-2	3-0	2	1.82	23
Apr 14	KENTUCKY-2		2.1	1	0	0	0	4	0	0	0	0	0	0	0	2-4	3-0	2	1.69	37
Apr 16	MEMPHIS		1.2	0	0	0	0	2	0	0	0	0	0	0	0	5-2	3-0	2	1.60	14
Totals		0	33.2	20	6	6	9	42	4	1	1	4	0	2	3	104-65	3-0	2	1.60	-

CAREER STATS

Year	ERA	W	L	App	GS	CG	SHO	CBO	SV	IP	H	R	ER	BB	SO	2B	3B	HR	BF	B/Avg	WP	HBP	BK	SFA	SHA
2018	4.02	0	0	12	0	0	0	2	0	15.2	13	8	7	3	22	3	1	2	63	.217	1	0	0	0	0
2019	1.60	3	0	17	0	0	0	1	2	33.2	20	6	6	9	42	4	1	1	131	.172	4	2	0	2	2
TOTAL	2.37	3	0	29	0	0	0	3	2	49.1	33	14	13	12	64	7	2	3	194	.188	5	2	0	2	2



29 MAX CIOFFI



SO. | RHP | CHICAGO, ILL. | SAINT PATRICK HS

SEASON HIGHS

- ▶ IP (Start): 3.2, vs. North Alabama (4/2/19)
- ▶ IP (Relief): 3.2, 2x, MR vs. Little Rock (3/5/19)
- ▶ Strikeouts: 7, vs. Little Rock (3/5/19)
- ▶ ER Allowed: 3, 2x, MR at Louisville (3/13/19)
- ▶ Runs Allowed: 5, vs. North Alabama (4/2/19)
- ▶ Walks: 2, 2x, MR at Louisville (3/13/19)
- ▶ Hits Allowed: 6, vs. North Alabama (4/2/19)


CAREER HIGHS

- ▶ IP (Start): 3.2, vs. North Alabama (4/2/19)
- ▶ IP (Relief): 3.2, 2x, MR vs. Little Rock (3/5/19)
- ▶ Strikeouts: 7, vs. Little Rock (3/5/19)
- ▶ ER Allowed: 3, 2x, MR at Louisville (3/13/19)
- ▶ Runs Allowed: 5, vs. North Alabama (4/2/19)
- ▶ Walks: 2, 4x, MR at Louisville (3/13/19)
- ▶ Hits Allowed: 6, vs. North Alabama (4/2/19)

Date	Opponent	GS	IP	H	R	ER	BB	SO	2B	3B	HR	WP	BK	HBP	IBB	Score	W-L	Sv	ERA	NP
Feb 16	WRIGHT STATE		3.2	1	0	0	1	5	1	0	0	0	0	0	0	5-9	0-0	0	0.00	58
Feb 23	at Tulane		1.2	3	3	3	0	2	1	0	2	0	0	0	0	12-13	0-0	0	5.06	21
Feb 26	UT MARTIN		1.0	0	0	0	0	2	0	0	0	0	0	0	0	12-6	0-0	0	4.26	13
Mar 05	LITTLE ROCK		3.2	5	0	0	2	7	0	0	0	0	0	0	0	11-8	1-0	0	2.70	81
Mar 13	at Louisville		2.1	4	3	3	2	2	0	0	1	0	0	0	0	8-10	1-0	0	4.38	51
Mar 16	ALABAMA		1.1	0	0	0	1	3	0	0	0	0	0	0	0	6-8	1-0	0	3.95	17
Mar 24	at Mizzou		2.2	1	1	1	1	3	0	0	1	0	0	1	0	5-8	1-0	0	3.86	52
Apr 02	NORTH ALABAMA	*	3.2	6	5	2	0	4	1	0	0	1	0	0	0	6-10	1-1	0	4.05	67
Apr 14	KENTUCKY-1		1.2	0	0	0	0	4	0	0	0	0	0	0	0	1-4	1-1	0	3.74	22
Totals		1	21.2	20	12	9	7	32	3	0	4	1	0	1	0	66-76	1-1	0	3.74	-

CAREER STATS

Year	ERA	W	L	App	GS	CG	SHO	CBO	SV	IP	H	R	ER	BB	SO	2B	3B	HR	BF	B/Avg	WP	HBP	BK	SFA	SHA
2018	1.96	0	0	14	0	0	0	2	0	23.0	14	5	5	9	16	4	1	1	93	.175	2	3	0	1	0
2019	3.74	1	1	9	1	0	0	0	0	21.2	20	12	9	7	32	3	0	4	91	.244	1	1	0	0	1
TOTAL	2.82	1	1	23	1	0	0	2	0	44.2	34	17	14	16	48	7	1	5	184	.210	3	4	0	1	1



32 MICHAEL FITZSIMMONS



R-SR. | INF | EADS, TENN. | MEMPHIS UNIVERSITY SCHOOL

SEASON HIGHS

- ▶ Runs: 2, vs. UAPB (3/20/19)
- ▶ Hits: 1, 2x, MR vs. Kentucky (4/14/19)
- ▶ Home Runs: --
- ▶ RBI: 1, vs. Wright State (2/15/19)
- ▶ Walks: 1, 4x, MR vs. UAPB (3/20/19)
- ▶ Stolen Bases: --
- ▶ Assists: --

CAREER HIGHS

- ▶ Runs: 2, vs. UAPB (3/20/19)
- ▶ Hits: 2, 5x, MR at Arkansas State (5/15/18)
- ▶ Home Runs: 1, 7x, MR vs. LSU (5/27)
- ▶ RBI: 4, at Texas A&M (3/23/18)
- ▶ Walks: 2, at Georgia (5/6/16)
- ▶ Stolen Bases: None
- ▶ Assists: None

Date	Opponent	Pos	AB	R	H	RBI	2B	3B	HR	BB	SB	CS	HBP	SAC	SF	GDP	K	PO	A	E	Avg	
Feb 15	WRIGHT STATE	ph	1	0	1	1	0	0	0	0	0	0	0	0	0	0	0	0	0	0	0	1.000
Feb 20	ARKANSAS STATE	ph/1b	1	0	0	0	0	0	0	0	0	0	0	0	0	0	0	2	0	0	0	.500
Feb 24	at Tulane	*dh	2	0	0	0	0	0	0	1	0	0	0	0	0	0	1	0	0	0	0	.250
Feb 26	UT MARTIN	ph/1b	1	0	0	0	0	0	0	0	0	0	0	0	0	0	0	0	0	0	0	.200
Mar 02	LONG BEACH STATE-	ph	1	0	0	0	0	0	0	0	0	0	0	0	0	0	1	0	0	0	0	.167
Mar 05	LITTLE ROCK	ph/1b	1	0	0	0	0	0	0	0	0	0	0	0	0	0	0	0	1	0	0	.143
Mar 06	ECU	ph	0	0	0	0	0	0	0	1	0	0	0	0	0	0	0	0	0	0	0	.143
Mar 08	UAB	ph	1	0	0	0	0	0	0	0	0	0	0	0	0	0	0	0	0	0	0	.125
Mar 09	UAB	ph/1b	1	0	0	0	0	0	0	0	0	0	0	0	0	0	1	1	0	0	0	.111
Mar 13	at Louisville	ph	0	0	0	0	0	0	0	1	0	0	0	0	0	0	0	0	0	0	0	.111
Mar 15	ALABAMA	ph	1	0	0	0	0	0	0	0	0	0	0	0	0	0	0	0	0	0	0	.100
Mar 19	ARKANSAS-PINE BLU	ph/1b	1	1	0	0	0	0	0	0	0	0	1	0	0	0	0	1	0	0	0	.091
Mar 20	ARKANSAS-PINE BLU	ph/1b	2	2	0	0	0	0	0	1	0	0	1	0	0	0	1	6	0	0	0	.077
Mar 29	at Arkansas	ph	1	0	0	0	0	0	0	0	0	0	0	0	0	0	1	0	0	0	0	.071
Mar 30	at Arkansas	1b	0	0	0	0	0	0	0	0	0	0	0	0	0	0	0	0	0	0	0	.071
Apr 02	NORTH ALABAMA	*1b	3	0	0	0	0	0	0	0	0	0	0	0	0	0	0	9	2	0	0	.059
Apr 06	FLORIDA-1	ph	1	0	0	0	0	0	0	0	0	0	0	0	0	0	0	0	0	0	0	.056
Apr 14	KENTUCKY-2	ph	1	0	1	0	0	0	0	0	0	0	0	0	0	0	0	0	0	0	0	.105
Apr 16	MEMPHIS	ph	1	0	0	0	0	0	0	0	0	0	0	0	0	0	1	0	0	0	0	.100
Totals		2gs	20	3	2	1	0	0	0	4	0	0	2	0	0	0	6	19	3	0	0	.100

On base pct. .308 • Slugging pct. .100

CAREER STATS

Year	Avg.	GP	GS	AB	R	H	2B	3B	HR	RBI	TB	SLG%	BB	HBP	SO	GDP	OB%	SF	SH	SB	ATT	PO	A	E	FLD%
2016	.265	43	29	98	12	26	7	0	3	14	42	.429	9	3	27	3	.342	1	1	0	0	13	1	0	1.000
2017	.175	29	10	40	4	7	1	0	1	4	11	.275	5	2	13	2	.298	0	0	0	0	22	0	0	1.000
2018	.440	24	1	25	6	11	4	0	3	11	24	.960	3	2	5	1	.533	0	0	0	0	7	1	0	1.000
2019	.100	19	2	20	3	2	0	0	0	1	2	.100	4	2	6	0	.308	0	0	0	0	19	3	0	1.000
TOTAL	.251	115	42	183	25	46	12	0	7	30	79	.432	21	9	51	6	.355	1	1	0	0	61	5	0	1.000



34 TYLER MYERS



JR. | RHP | HOUSTON, TEXAS | PARIS JC

SEASON HIGHS

- ▶ IP (Start): --
- ▶ IP (Relief): 5.1, vs. Florida (4/5/19)
- ▶ Strikeouts: 4, 2x, MR vs. Florida (4/5/19)
- ▶ ER Allowed: 2, 3x, MR vs. Florida (4/5/19)
- ▶ Runs Allowed: 2, 3x, MR vs. Florida (4/5/19)
- ▶ Walks: 1, 5x, MR vs. Kentucky (4/14/19)
- ▶ Hits Allowed: 4, vs. Tulane (2/23)

CAREER HIGHS

- ▶ IP (Start): --
- ▶ IP (Relief): 5.1, vs. Florida (4/5/19)
- ▶ Strikeouts: 4, 2x, MR vs. Florida (4/5/19)
- ▶ ER Allowed: 2, 3x, MR vs. Florida (4/5/19)
- ▶ Runs Allowed: 2, 3x, MR vs. Florida (4/5/19)
- ▶ Walks: 1, 5x, MR vs. Kentucky (4/14/19)
- ▶ Hits Allowed: 4, vs. Tulane (2/23)

Date	Opponent	GS	IP	H	R	ER	BB	SO	2B	3B	HR	WP	BK	HBP	IBB	Score	W-L	Sv	ERA	NP
Feb 20	ARKANSAS STATE		1.0	1	0	0	1	2	0	0	0	0	0	0	0	15-3	0-0	0	0.00	24
Feb 23	at Tulane		2.0	4	1	1	1	3	1	0	0	0	0	0	1	12-13	0-0	0	3.00	25
Feb 24	at Tulane		1.0	0	0	0	0	0	0	0	0	0	0	0	0	6-3	0-0	0	2.25	11
Mar 02	LONG BEACH STATE-		1.0	2	2	2	0	2	1	0	1	0	0	0	0	5-3	0-0	0	5.40	19
Mar 09	UAB		2.0	3	2	2	1	2	0	0	1	0	0	0	0	13-4	0-0	0	6.43	28
Mar 13	at Louisville		2.0	1	0	0	0	2	1	0	0	0	0	0	0	8-10	0-0	0	5.00	20
Mar 16	ALABAMA		1.0	0	0	0	0	0	0	0	0	0	0	0	0	6-8	0-0	0	4.50	6
Mar 26	at Memphis		3.0	1	0	0	0	3	0	1	0	0	0	0	0	9-6	1-0	0	3.46	34
Mar 31	at Arkansas		4.0	2	0	0	0	4	0	0	0	0	0	0	0	10-5	1-0	1	2.65	55
Apr 05	FLORIDA		5.1	2	2	2	0	4	0	0	2	0	0	0	0	12-4	2-0	1	2.82	67
Apr 09	vs Southern Miss		1.1	1	0	0	1	0	0	0	0	0	0	1	0	11-2	2-0	1	2.66	29
Apr 14	KENTUCKY-1		1.2	3	0	0	1	0	1	0	0	0	0	0	0	1-4	2-0	1	2.49	29
Totals		0	25.1	20	7	7	5	22	4	1	4	0	0	1	1	108-65	2-0	1	2.49	-

CAREER STATS

Year	ERA	W	L	App	GS	CG	SHO	CBO	SV	IP	H	R	ER	BB	SO	2B	3B	HR	BF	B/Avg	WP	HBP	BK	SFA	SHA
2019	2.49	2	0	12	0	0	0	0	1	25.1	20	7	7	5	22	4	1	4	96	.227	0	1	0	0	2
TOTAL	2.49	2	0	12	0	0	0	0	1	25.1	20	7	7	5	22	4	1	4	96	.227	0	1	0	0	2



35 KEVIN GRAHAM



FR. | IF | O'FALLON, MO. | WESTMINSTER CHRISTIAN

SEASON HIGHS

- ▶ Runs: 2, 2x, MR vs. Florida (4/6/19)
- ▶ Hits: 2, 3x, MR vs. UAPB (3/20/19)
- ▶ Home Runs: 1, 5x, MR vs. Kentucky (4/14/19)
- ▶ RBI: 4, 2x, MR vs. UAPB (3/20/19)
- ▶ Walks: 2, vs. UAB (3/9/19)
- ▶ Stolen Bases: --
- ▶ Assists: 3, vs. Florida (4/5/19)

CAREER HIGHS

- ▶ Runs: 2, 2x, MR vs. Florida (4/6/19)
- ▶ Hits: 2, 3x, MR vs. UAPB (3/20/19)
- ▶ Home Runs: 1, 5x, MR vs. Kentucky (4/14/19)
- ▶ RBI: 4, 2x, MR vs. UAPB (3/20/19)
- ▶ Walks: 2, vs. UAB (3/9/19)
- ▶ Stolen Bases: --
- ▶ Assists: 3, vs. Florida (4/5/19)

Date	Opponent	Pos	AB	R	H	RBI	2B	3B	HR	BB	SB	CS	HBP	SAC	SF	GDP	K	PO	A	E	Avg
Feb 20	ARKANSAS STATE	ph/dh	1	0	0	0	0	0	0	0	0	0	0	0	0	0	1	0	0	0	.000
Feb 23	at Tulane	ph	1	0	0	0	0	0	0	0	0	0	0	0	0	0	0	0	0	0	.000
Feb 24	at Tulane	ph	0	0	0	0	0	0	0	0	0	0	0	0	0	0	0	0	0	0	.000
Mar 01	LONG BEACH STATE	ph	0	0	0	0	0	0	0	1	0	0	0	0	0	0	0	0	0	0	.000
Mar 08	UAB	*dh	4	1	2	4	0	0	1	0	0	0	0	0	0	0	0	0	0	0	.333
Mar 09	UAB	*dh	3	1	1	0	1	0	0	2	0	0	0	0	0	0	1	0	0	0	.333
Mar 10	UAB	*dh	2	0	0	0	0	0	0	0	0	0	2	0	0	0	0	0	0	0	.273
Mar 12	at Louisville	*dh	3	1	2	1	1	1	0	0	0	0	0	0	0	0	1	0	0	0	.357
Mar 13	at Louisville	*dh	4	0	0	0	0	0	0	0	0	0	0	0	0	1	3	0	0	0	.278
Mar 15	ALABAMA	*dh	2	0	0	0	0	0	0	0	0	0	0	0	0	0	0	0	0	0	.250
Mar 16	ALABAMA	*dh	4	0	0	0	0	0	0	0	0	0	0	0	0	0	2	0	0	0	.208
Mar 20	ARKANSAS-PINE BLU	*dh	3	1	2	4	1	0	1	0	0	0	0	0	1	0	1	0	0	0	.259
Mar 23	at Mizzou	dh	1	0	0	0	0	0	0	0	0	0	0	0	0	0	1	0	0	0	.250
Mar 24	at Mizzou	ph/dh	2	0	0	0	0	0	0	0	0	0	0	0	0	0	0	0	0	0	.233
Mar 26	at Memphis	*dh	1	2	1	0	0	0	0	1	0	0	0	0	0	0	0	0	0	0	.258
Mar 29	at Arkansas	*dh	3	0	1	0	1	0	0	0	0	0	0	0	0	0	1	0	0	0	.265
Mar 30	at Arkansas	*1b	4	0	1	0	0	0	0	0	0	0	0	0	0	0	1	3	0	0	.263
Mar 31	at Arkansas	*1b	5	1	1	2	0	0	1	1	0	0	0	0	0	0	2	10	0	0	.256
Apr 02	NORTH ALABAMA	ph/1b	2	1	1	2	0	0	1	0	0	0	0	0	0	0	1	1	0	0	.267
Apr 05	FLORIDA	*1b	5	0	1	0	0	0	0	0	0	0	0	0	0	0	1	12	3	0	.260
Apr 06	FLORIDA-1	*1b	5	2	1	1	0	0	0	0	0	0	0	0	0	0	2	4	0	0	.255
Apr 06	FLORIDA-2	*1b	5	0	1	1	0	0	0	0	0	0	0	0	0	1	1	8	1	0	.250
Apr 09	vs Southern Miss	*1b	3	1	0	0	0	0	0	1	0	0	0	0	0	0	1	6	1	0	.238
Apr 12	KENTUCKY	*1b	4	0	1	0	0	0	0	0	0	0	0	0	0	0	2	7	1	0	.239
Apr 14	KENTUCKY-1	ph	1	1	1	1	0	0	1	0	0	0	0	0	0	0	0	0	0	0	.250
Apr 16	MEMPHIS	ph	0	0	0	0	0	0	0	1	0	0	0	0	0	0	0	0	0	0	.250
Totals		17gs	68	12	17	16	4	1	5	7	0	0	2	0	1	2	22	51	6	0	.250

On base pct. .333 • Slugging pct. .559

CAREER STATS

YEAR	AVG	GP	GS	AB	R	H	2B	3B	HR	RBI	TB	SLG%	BB	HBP	SO	GDP	OB%	SF	SH	SB	ATT	PO	A	E	FLD%
2019	.250	26	17	68	12	17	4	1	5	16	38	.559	7	2	22	2	.333	1	0	0	0	51	6	0	1.000
TOTAL	.250	26	17	68	12	17	4	1	5	16	38	.559	7	2	22	2	.333	1	0	0	0	51	6	0	1.000



40 HOUSTON ROTH



JR. | RHP | OXFORD, MISS. | OXFORD HS

SEASON HIGHS

- ▶ IP (Start): 3.0, vs. Florida (4/6/19)
- ▶ IP (Relief): 3.0, at Arkansas (3/31/19)
- ▶ Strikeouts: 5, 2x, MR vs. Florida (4/6/19)
- ▶ ER Allowed: 4, vs. Tulane (2/23)
- ▶ Runs Allowed: 5, 2x, MR at Louisville (3/13/19)
- ▶ Walks: 2, 2x, MR at Arkansas (3/31/19)
- ▶ Hits Allowed: 8, vs. Tulane (2/23)

CAREER HIGHS

- ▶ IP (Start): 5.0, 4x, MR vs. Southern Miss (4/10/18)
- ▶ IP (Relief): 3.0, 3x, MR at Arkansas (3/31/19)
- ▶ Strikeouts: 7, 4x, MR vs. Southern Miss (4/10/18)
- ▶ ER Allowed: 4, 2x, vs. Austin Peay (3/6/18)
- ▶ Runs Allowed: 5, 2x, MR at Louisville (3/13/19)
- ▶ Walks: 4, 2x, MR at Memphis (4/4/18)
- ▶ Hits Allowed: 8, vs. Tulane (2/23/19)

Date	Opponent	GS	IP	H	R	ER	BB	SO	2B	3B	HR	WP	BK	HBP	IBB	Score	W-L	Sv	ERA	NP
Feb 20	ARKANSAS STATE		2.0	1	0	0	1	4	1	0	0	0	0	0	0	15-3	1-0	0	0.00	34
Feb 23	at Tulane	*	2.2	8	5	4	1	1	2	0	1	0	0	0	0	12-13	1-0	0	7.71	64
Mar 01	LONG BEACH STATE		2.0	3	2	2	1	3	2	0	0	1	0	0	0	7-2	1-0	0	8.10	37
Mar 13	at Louisville	*	0.2	4	5	3	0	1	1	0	0	0	1	2	0	8-10	1-1	0	11.05	30
Mar 17	ALABAMA		1.2	1	0	0	0	1	1	0	0	0	0	0	0	12-2	1-1	0	9.00	18
Mar 24	at Mizzou		2.0	1	0	0	2	3	0	0	0	0	0	0	0	5-8	1-1	0	7.36	35
Mar 29	at Arkansas		3.0	1	0	0	2	5	0	0	0	1	0	0	0	3-5	1-1	0	5.79	56
Apr 02	NORTH ALABAMA		1.0	3	2	2	1	0	0	0	0	0	0	0	0	6-10	1-1	0	6.60	35
Apr 06	FLORIDA-2	*	3.0	5	4	0	1	5	1	0	0	0	0	1	0	12-10	1-1	0	5.50	55
Apr 12	KENTUCKY		2.0	3	2	2	0	3	2	0	0	0	0	0	0	8-2	1-1	0	5.85	36
Apr 16	MEMPHIS		0.1	1	0	0	1	0	0	0	0	0	0	0	0	5-2	1-1	0	5.75	12
Totals		3	20.1	31	20	13	10	26	10	0	1	2	1	3	0	93-67	1-1	0	5.75	-

CAREER STATS

Year	ERA	W	L	App	GS	CG	SHO	CBO	SV	IP	H	R	ER	BB	SO	2B	3B	HR	BF	B/Avg	WP	HBP	BK	SFA	SHA
2017	1.57	3	0	18	0	0	0	1	0	28.2	25	10	5	8	41	7	1	3	123	.231	4	2	0	3	2
2018	4.44	5	1	16	8	0	0	1	1	52.2	55	29	26	25	68	19	1	5	237	.268	4	4	0	2	1
2019	5.75	1	1	11	3	0	0	0	0	20.1	31	20	13	10	26	10	0	1	107	.341	2	3	1	1	2
TOTAL	3.90	9	2	45	11	0	0	2	1	101.2	111	59	44	43	135	36	2	9	467	.275	10	9	1	6	5



41 PIERCE SMITH



SR. | LHP | MARIETTA, GA. | CHATTAHOOCHEE VALLEY CC

SEASON HIGHS

- ▶ IP (Start): --
- ▶ IP (Relief): 1.0, vs. UAPB (3/20/19)
- ▶ Strikeouts: 1, vs. UAPB (3/20/19)
- ▶ ER Allowed: 0, vs. UAPB (3/20/19)
- ▶ Runs Allowed: 0, vs. UAPB (3/20/19)
- ▶ Walks: 1, vs. UAPB (3/20/19)
- ▶ Hits Allowed: 0, vs. UAPB (3/20/19)

CAREER HIGHS

- ▶ IP (Start): --
- ▶ IP (Relief): 1.0, vs. UAPB (3/20/19)
- ▶ Strikeouts: 1, vs. UAPB (3/20/19)
- ▶ ER Allowed: 2, at Georgia State (3/14/18)
- ▶ Runs Allowed: 2, at Georgia State (3/14/18)
- ▶ Walks: 1, vs. UAPB (3/20/19)
- ▶ Hits Allowed: 0, vs. UAPB (3/20/19)

Date	Opponent	GS	IP	H	R	ER	BB	SO	2B	3B	HR	WP	BK	HBP	IBB	Score	W-L	Sv	ERA	NP
Mar 20	ARKANSAS-PINE BLU		1.0	0	0	0	1	1	0	0	0	2	0	1	0	25-0	0-0	0	0.00	23
Totals		0	1.0	0	0	0	1	1	0	0	0	2	0	1	0	25-0	0-0	0	0.00	-

CAREER STATS

Year	ERA	W	L	App	GS	CG	SHO	CBO	SV	IP	H	R	ER	BB	SO	2B	3B	HR	BF	B/Avg	WP	HBP	BK	SFA	SHA
2018	54.00	0	0	1	0	0	0	0	0	0.1	0	2	2	0	0	0	0	0	4	.000	1	3	0	0	0
2019	0.00	0	0	1	0	0	0	1	0	1.0	0	0	0	1	1	0	0	0	5	.000	2	1	0	0	0
TOTAL	13.50	0	0	2	0	0	0	1	0	1.1	0	2	2	1	1	0	0	0	9	.000	3	4	0	0	0



44 CARL GINDL



SO. | OF | CANTONMENT, FLA. | PENSACOLA CATHOLIC HS

SEASON HIGHS

- ▶ Runs: 3, vs. Arkansas State (2/20/19)
- ▶ Hits: 1, 7x, MR vs. Kentucky (4/14/19)
- ▶ Home Runs: --
- ▶ RBI: 4, vs. UT Martin (2/26/19)
- ▶ Walks: 1, 3x, MR vs. UAPB (3/20/19)
- ▶ Stolen Bases: 1, 2x, MR vs. Little Rock (3/5/19)
- ▶ Assists: --

CAREER HIGHS

- ▶ Runs: 3, vs. Arkansas State (2/20/19)
- ▶ Hits: 1, 7x, MR vs. Kentucky (4/14/19)
- ▶ Home Runs: --
- ▶ RBI: 4, vs. UT Martin (2/26/19)
- ▶ Walks: 1, 6x, MR vs. UAPB (3/20/19)
- ▶ Stolen Bases: 1, 3x, MR vs. Little Rock (3/5/19)
- ▶ Assists: --

Date	Opponent	Pos	AB	R	H	RBI	2B	3B	HR	BB	SB	CS	HBP	SAC	SF	GDP	K	PO	A	E	Avg	
Feb 15	WRIGHT STATE	of/of	1	0	0	0	0	0	0	0	0	0	0	0	0	0	0	0	0	0	0	.000
Feb 20	ARKANSAS STATE	*of	4	3	1	0	0	0	0	1	0	0	0	0	0	0	1	1	0	0	0	.200
Feb 26	UT MARTIN	*of	3	1	1	4	0	0	0	0	1	0	0	0	1	0	0	2	0	0	0	.250
Mar 01	LONG BEACH STATE	of	0	0	0	0	0	0	0	0	0	0	0	0	0	0	0	0	0	0	0	.250
Mar 02	LONG BEACH STATE-	pr/of	0	1	0	0	0	0	0	0	0	0	0	0	0	0	0	0	0	0	0	.250
Mar 05	LITTLE ROCK	*of	4	1	1	0	0	0	0	0	1	0	0	0	0	0	0	2	0	0	0	.250
Mar 09	UAB	ph/of	1	0	1	1	1	0	0	0	0	0	0	0	0	0	0	1	0	0	0	.308
Mar 10	UAB	pr	0	0	0	0	0	0	0	0	0	1	0	0	0	0	0	0	0	0	0	.308
Mar 12	at Louisville	*of	2	0	0	0	0	0	0	0	0	0	0	0	0	0	1	1	0	0	0	.267
Mar 17	ALABAMA	ph/of	0	0	0	0	0	0	0	1	0	0	0	0	0	0	0	0	0	0	0	.267
Mar 19	ARKANSAS-PINE BLU	*of	3	1	1	0	0	0	0	1	0	0	0	0	0	0	1	1	0	0	0	.278
Mar 20	ARKANSAS-PINE BLU	pr/of	2	2	1	0	0	0	0	0	0	0	0	0	0	0	0	0	0	0	0	.300
Mar 26	at Memphis	pr/of	0	0	0	0	0	0	0	0	0	0	0	0	0	0	0	0	0	0	0	.300
Mar 30	at Arkansas	pr	0	1	0	0	0	0	0	0	0	0	0	0	0	0	0	0	0	0	0	.300
Apr 02	NORTH ALABAMA	ph/of	3	0	0	0	0	0	0	0	0	0	0	0	0	0	1	0	0	0	0	.261
Apr 06	FLORIDA-1	ph/of	1	0	0	0	0	0	0	0	0	0	0	0	0	0	0	0	0	0	0	.250
Apr 14	KENTUCKY-1	of	1	0	1	0	0	0	0	0	0	0	0	0	0	0	0	0	0	0	0	.280
Apr 14	KENTUCKY-2	pr	0	0	0	0	0	0	0	0	0	0	0	0	0	0	0	0	0	0	0	.280
Apr 16	MEMPHIS	of	1	0	0	0	0	0	0	0	0	0	0	0	0	0	0	0	0	0	0	.269
Totals		5gs	26	10	7	5	1	0	0	3	2	1	0	0	1	0	4	8	0	0	0	.269

On base pct. .333 • Slugging pct. .308

CAREER STATS

Year	Avg.	GP	GS	AB	R	H	2B	3B	HR	RBI	TB	SLG%	BB	HBP	SO	GDP	OB%	SF	SH	SB	ATT	PO	A	E	FLD%
2018	.000	15	0	6	4	0	0	0	0	2	0	.000	3	0	2	0	.300	1	0	1	1	0	0	0	.000
2019	.269	19	5	26	10	7	1	0	0	5	8	.308	3	0	4	0	.333	1	0	2	3	8	0	0	1.000
TOTAL	.219	34	5	32	14	7	1	0	0	7	8	.250	6	0	6	0	.325	2	0	3	4	8	0	0	1.000



58 RAY FALK



JR. | RHP | PACIFICA, CALIF. | SKYLINE COLLEGE

SEASON HIGHS

- ▶ IP (Start): --
- ▶ IP (Relief): 1.0, vs. UAPB (3/19/19)
- ▶ Strikeouts: 1, vs. UAPB (3/19/19)
- ▶ ER Allowed: 3, vs. Little Rock (3/5/19)
- ▶ Runs Allowed: 3, vs. Little Rock (3/5/19)
- ▶ Walks: 2, vs. Little Rock (3/5/19)
- ▶ Hits Allowed: 1, 2x, MR vs. UAPB (3/20/19)

CAREER HIGHS

- ▶ IP (Start): --
- ▶ IP (Relief): 1.0, vs. UAPB (3/19/19)
- ▶ Strikeouts: 1, vs. UAPB (3/19/19)
- ▶ ER Allowed: 3, vs. Little Rock (3/5/19)
- ▶ Runs Allowed: 3, vs. Little Rock (3/5/19)
- ▶ Walks: 2, vs. Little Rock (3/5/19)
- ▶ Hits Allowed: 1, 2x, MR vs. UAPB (3/20/19)

Date	Opponent	GS	IP	H	R	ER	BB	SO	2B	3B	HR	WP	BK	HBP	IBB	Score	W-L	Sv	ERA	NP
Mar 05	LITTLE ROCK		0.0	1	3	3	2	0	0	0	0	0	0	0	0	11-8	0-0	0	999.00	13
Mar 19	ARKANSAS-PINE BLU		1.0	1	1	1	0	1	0	0	1	0	0	0	0	12-2	0-0	0	36.00	9
Totals		0	1.0	2	4	4	2	1	0	0	1	0	0	0	0	23-10	0-0	0	36.00	-

CAREER STATS

Year	ERA	W	L	App	GS	CG	SHO	CBO	SV	IP	H	R	ER	BB	SO	2B	3B	HR	BF	B/Avg	WP	HBP	BK	SFA	SHA
2019	36.00	0	0	2	0	0	0	0	0	1.0	2	4	4	2	1	0	0	1	7	.400	0	0	0	0	0
TOTAL	36.00	0	0	2	0	0	0	0	0	1.0	2	4	4	2	1	0	0	1	7	.400	0	0	0	0	0



65 PARKER CARACCI



R-JR. | RHP | JACKSON, MISS. | JACKSON PREP

SEASON HIGHS

- ▶ IP (Start): --
- ▶ IP (Relief): 3.2, vs. Florida (4/6/19)
- ▶ Strikeouts: 3, 3x, MR at Mizzou (3/23/19)
- ▶ ER Allowed: 3, vs. Long Beach State (3/1/19)
- ▶ Runs Allowed: 3, vs. Long Beach State (3/1/19)
- ▶ Walks: 3, vs. Long Beach State (3/1/19)
- ▶ Hits Allowed: 2, 2x, MR at Memphis (3/25/19)

CAREER HIGHS

- ▶ IP (Start): --
- ▶ IP (Relief): 4.0, 2x, MR at South Carolina (5/6/18)
- ▶ Strikeouts: 7, 2x, MR vs. Georgia (5/24)
- ▶ ER Allowed: 3, vs. Long Beach State (3/1/19)
- ▶ Runs Allowed: 3, vs. Long Beach State (3/1/19)
- ▶ Walks: 3, vs. Long Beach State (3/1/19)
- ▶ Hits Allowed: 4, at South Carolina (5/6/18)

Date	Opponent	GS	IP	H	R	ER	BB	SO	2B	3B	HR	WP	BK	HBP	IBB	Score	W-L	Sv	ERA	NP
Feb 22	at Tulane		1.2	2	0	0	1	2	0	0	0	0	0	0	0	6-4	0-0	1	0.00	33
Feb 23	at Tulane		0.1	1	2	2	1	1	0	0	1	0	0	0	0	12-13	0-1	1	9.00	18
Mar 02	LONG BEACH STATE-		0.1	0	3	3	3	0	0	0	0	0	0	0	0	7-6	0-1	1	19.29	19
Mar 10	UAB		1.2	1	0	0	1	3	0	0	0	0	0	0	0	2-1	0-1	2	11.25	27
Mar 15	ALABAMA		1.2	1	0	0	0	3	1	0	0	0	0	0	0	1-0	0-1	3	7.94	29
Mar 23	at Mizzou		1.1	0	0	0	0	3	0	0	0	0	0	0	0	3-0	0-1	4	6.43	18
Mar 26	at Memphis		1.0	2	0	0	0	1	0	0	0	0	0	0	0	9-6	0-1	5	5.62	24
Mar 30	at Arkansas		1.0	0	0	0	0	2	0	0	0	0	0	0	0	4-3	0-1	6	5.00	11
Apr 06	FLORIDA-2		3.2	1	0	0	1	2	0	0	0	2	0	1	0	12-10	1-1	6	3.55	56
Apr 16	MEMPHIS		1.0	0	0	0	1	1	0	0	0	0	0	1	0	5-2	1-1	7	3.29	17
Totals		0	13.2	8	5	5	8	18	1	0	1	2	0	2	0	61-45	1-1	7	3.29	-

CAREER STATS

Year	ERA	W	L	App	GS	CG	SHO	CBO	SV	IP	H	R	ER	BB	SO	2B	3B	HR	BF	B/Avg	WP	HBP	BK	SFA	SHA
2018	2.25	5	2	27	0	0	0	1	10	48.0	38	16	12	14	73	13	0	1	197	.221	3	4	0	2	4
2019	3.29	1	1	10	0	0	0	2	7	13.2	8	5	5	8	18	1	0	1	55	.182	2	2	0	0	1
TOTAL	2.48	6	3	37	0	0	0	3	17	61.2	46	21	17	22	91	14	0	2	252	.213	5	6	0	2	5



2019 OLE MISS BASEBALL
Overall Statistics for Ole Miss (as of Apr 16, 2019)
(All games Sorted by Batting avg)



Record: 26-12 Home: 19-6 Away: 6-6 Neutral: 1-0 SEC: 9-6

Player	avg	gp-gs	ab	r	h	2b	3b	hr	rbi	tb	slg%	bb	hp	so	gdp	ob%	sf	sh	sb-att	po	a	e	fld%	
2 Ryan Olenek	.370	36-36	138	32	51	11	1	1	26	67	.486	9	11	11	1	.444	2	3	6-9	71	5	0	1.000	
15 Grae Kessinger	.338	38-38	151	44	51	13	0	2	29	70	.464	27	5	14	7	.449	2	0	11-11	52	82	5	.964	
6 Thomas Dillard	.336	38-38	131	40	44	5	1	9	35	78	.595	37	0	22	3	.482	0	0	12-13	98	9	2	.982	
14 Cole Zabowski	.331	38-38	142	32	47	9	0	8	36	80	.563	13	3	26	2	.394	2	0	5-5	211	15	6	.974	
3 Anthony Servideo	.300	36-31	110	38	33	5	1	0	15	40	.364	26	3	24	0	.446	0	2	15-15	59	31	1	.989	
13 Cooper Johnson	.294	33-30	102	18	30	8	0	4	17	50	.490	11	4	20	1	.375	3	3	1-2	257	40	3	.990	
10 Tyler Keenan	.286	38-38	140	23	40	3	1	9	49	72	.514	26	8	26	3	.418	3	0	2-3	28	49	6	.928	
35 Kevin Graham	.250	26-17	68	12	17	4	1	5	16	38	.559	7	2	22	2	.333	1	0	0-0	51	6	0	1.000	
11 Chase Cockrell	.240	27-22	75	11	18	5	0	0	11	23	.307	13	4	34	0	.380	0	0	0-1	15	1	0	1.000	
1 Jacob Adams	.222	30-23	72	14	16	1	0	0	10	17	.236	19	3	14	3	.404	0	1	4-5	30	49	1	.988	
25 Tim Elko	.167	23-15	54	7	9	2	1	2	8	19	.352	6	1	15	1	.262	0	0	1-2	21	1	0	1.000	

7 Josh Hall	.300	31-1	10	9	3	0	0	1	4	6	.600	3	1	1	0	.500	0	0	5-5	11	0	0	1.000	
44 Carl Gindl	.269	19-5	26	10	7	1	0	0	5	8	.308	3	0	4	0	.333	1	0	2-3	8	0	0	1.000	
4 Knox Loposer	.257	20-8	35	9	9	2	0	1	8	14	.400	5	0	6	0	.350	0	0	0-0	37	3	2	.952	
8 Justin Bench	.250	6-0	4	1	1	0	0	0	2	1	.250	1	0	0	0	.400	0	0	0-0	0	4	0	1.000	
32 Michael Fitzsimmons	.100	19-2	20	3	2	0	0	0	1	2	.100	4	2	6	0	.308	0	0	0-0	19	3	0	1.000	
19 Hunter Nabors	.000	1-0	1	0	0	0	0	0	0	0	.000	0	0	1	0	.000	0	0	0-0	0	0	0	.000	
Totals	.296	38	1279	303	378	69	6	42	272	585	.457	210	47	246	23	.410	14	9	64-74	992	338	30	.978	
Opponents	.259	38	1255	172	325	75	5	31	163	503	.401	120	35	355	17	.338	11	18	18-35	950	363	40	.970	

LOB - Team (306), Opp (275). DPs turned - Team (25), Opp (27).

(All games Sorted by Earned run avg)

Player	era	w-l	app	gs	cg	sho	sv	ip	h	r	er	bb	so	2b	3b	hr	b/avg	wp	hp	bks	sfa	sha
41 Pierce Smith	0.00	0-0	1	0	0	0/1	0	1.0	0	0	0	1	1	0	0	0	.000	2	1	0	0	0
28 Austin Miller	1.60	3-0	17	0	0	0/1	2	33.2	20	6	6	9	42	4	1	1	.172	4	2	0	2	2
20 Will Ethridge	1.76	5-2	8	8	0	0/1	0	41.0	35	13	8	15	38	5	0	1	.235	0	4	0	0	2
2 Ryan Olenek	2.25	0-0	4	0	0	0/0	0	4.0	2	1	1	2	5	1	0	0	.154	1	0	0	0	0
34 Tyler Myers	2.49	2-0	12	0	0	0/0	1	25.1	20	7	7	5	22	4	1	4	.227	0	1	0	0	2
65 Parker Caracci	3.29	1-1	10	0	0	0/2	7	13.2	8	5	5	8	18	1	0	1	.182	2	2	0	0	1
26 Doug Nikhazy	3.57	3-3	12	6	0	0/1	1	40.1	38	16	16	15	41	9	0	6	.255	2	4	0	0	1
29 Max Cioffi	3.74	1-1	9	1	0	0/0	0	21.2	20	12	9	7	32	3	0	4	.244	1	1	0	0	1
24 Zack Phillips	4.58	4-1	11	8	0	0/1	0	35.1	39	22	18	15	35	12	0	3	.277	3	5	0	3	1
17 Gunnar Hoglund	4.60	1-1	9	8	0	0/0	0	31.1	35	18	16	6	28	6	0	4	.282	0	5	0	2	2
18 Connor Green	4.82	3-2	12	0	0	0/0	0	18.2	22	11	10	7	20	7	1	1	.293	2	0	0	1	1
40 Houston Roth	5.75	1-1	11	3	0	0/0	0	20.1	31	20	13	10	26	10	0	1	.341	2	3	1	1	2
21 Jordan Fowler	6.75	1-0	6	4	0	0/0	0	17.1	15	16	13	9	17	5	0	1	.234	1	4	0	0	1
22 Kaleb Hill	6.75	0-0	9	0	0	0/1	0	9.1	12	8	7	6	12	1	1	0	.308	1	2	0	1	1
27 Taylor Broadway	7.02	1-0	9	0	0	0/1	0	16.2	26	13	13	3	17	7	1	3	.361	3	1	0	1	1
58 Ray Falk	36.00	0-0	2	0	0	0/0	0	1.0	2	4	4	2	1	0	0	1	.400	0	0	0	0	0
Totals	3.97	26-12	38	38	0	3/3	11	330.2	325	172	146	120	355	75	5	31	.259	24	35	1	11	18
Opponents	7.50	12-26	38	38	0	0/0	8	316.2	378	303	264	210	246	69	6	42	.296	68	47	7	14	9

PB - Team (5), C. Johnson 2, T. Dillard 2, K. Loposer 1, Opp (9). Pickoffs - Team (6), W. Ethridge 2, H. Roth 1, C. Johnson 1, P. Caracci 1, J. Fowler 1, Opp (7).



2019 OLE MISS BASEBALL
Game Results for Ole Miss (as of Apr 16, 2019)
(All games)



Date	Opponent	Score	Inns	Overall	SEC	Pitcher of record	Attend	Time
Feb 15, 2019	WRIGHT STATE	w 10-1	9	1-0-0	0-0-0	W. Ethridge (W 1-0)	8832	3:06
Feb 16, 2019	WRIGHT STATE	L 5-9	9	1-1-0	0-0-0	Z. Phillips (L 0-1)	8802	3:39
Feb 20, 2019	ARKANSAS STATE	w 15-3	9	2-1-0	0-0-0	H. Roth (W 1-0)	7848	3:31
Feb 22, 2019	at Tulane	w 6-4	9	3-1-0	0-0-0	A. Miller (W 1-0)	2424	3:19
Feb 23, 2019	at Tulane	L 12-13	9	3-2-0	0-0-0	P. Caracci (L 0-1)	2319	3:23
Feb 24, 2019	at Tulane	w 6-3	9	4-2-0	0-0-0	C. Green (W 1-0)	2515	2:58
Feb 26, 2019	UT MARTIN	w 12-6	9	5-2-0	0-0-0	C. Green (W 2-0)	8414	3:08
Mar 01, 2019	LONG BEACH STATE	w 7-2	9	6-2-0	0-0-0	W. Ethridge (W 2-0)	8788	3:09
Mar 02, 2019	LONG BEACH STATE-1	w 7-6	9	7-2-0	0-0-0	D. Nikhazy (W 1-0)	9449	3:33
Mar 02, 2019	LONG BEACH STATE-2	w 5-3	9	8-2-0	0-0-0	T. Broadway (W 1-0)	9449	3:19
Mar 05, 2019	LITTLE ROCK	w 11-8	9	9-2-0	0-0-0	M. Cioffi (W 1-0)	7574	3:55
Mar 06, 2019	#14 ECU	L 2-3	9	9-3-0	0-0-0	D. Nikhazy (L 1-1)	7701	2:38
Mar 08, 2019	UAB	w 15-9	9	10-3-0	0-0-0	W. Ethridge (W 3-0)	7844	3:37
Mar 09, 2019	UAB	w 13-4	9	11-3-0	0-0-0	Z. Phillips (W 1-1)	8059	3:19
Mar 10, 2019	UAB	w 2-1	9	12-3-0	0-0-0	C. Green (W 3-0)	8414	3:12
Mar 12, 2019	at #7 Louisville	L 3-4	(10)	12-4-0	0-0-0	C. Green (L 3-1)	1196	3:00
Mar 13, 2019	at #7 Louisville	L 8-10	9	12-5-0	0-0-0	H. Roth (L 0-1)	1397	3:33
* Mar 15, 2019	ALABAMA	w 1-0	9	13-5-0	1-0-0	W. Ethridge (W 4-0)	8507	2:52
* Mar 16, 2019	ALABAMA	L 6-8	9	13-6-0	1-1-0	D. Nikhazy (L 1-2)	9016	3:44
* Mar 17, 2019	ALABAMA	w 12-2	9	14-6-0	2-1-0	G. Hoglund (W 1-0)	8667	3:07
Mar 19, 2019	ARKANSAS-PINE BLUFF	w 12-2	8	15-6-0	2-1-0	J. Fowler (W 1-0)	8987	2:29
Mar 20, 2019	ARKANSAS-PINE BLUFF	w 25-0	7	16-6-0	2-1-0	Z. Phillips (W 2-1)	8409	2:48
* Mar 22, 2019	at Mizzou	L 1-2	9	16-7-0	2-2-0	W. Ethridge (L 4-1)	1086	3:03
* Mar 23, 2019	at Mizzou	w 3-0	9	17-7-0	3-2-0	D. Nikhazy (W 2-2)	809	2:43
* Mar 24, 2019	at Mizzou	L 5-8	9	17-8-0	3-3-0	C. Green (L 3-2)	880	3:20
Mar 26, 2019	at Memphis	w 9-6	9	18-8-0	3-3-0	T. Myers (W 1-0)	1674	3:58
* Mar 29, 2019	at #8 Arkansas	L 3-5	9	18-9-0	3-4-0	W. Ethridge (L 4-2)	10251	3:03
* Mar 30, 2019	at #8 Arkansas	w 4-3	9	19-9-0	4-4-0	A. Miller (W 2-0)	9642	2:51
* Mar 31, 2019	at #8 Arkansas	w 10-5	9	20-9-0	5-4-0	Z. Phillips (W 3-1)	8433	3:39
Apr 02, 2019	NORTH ALABAMA	L 6-10	9	20-10-0	5-4-0	M. Cioffi (L 1-1)	12081	3:29
* Apr 05, 2019	#16 FLORIDA	w 12-4	9	21-10-0	6-4-0	T. Myers (W 2-0)	11026	3:00
* Apr 06, 2019	#16 FLORIDA-1	w 16-4	9	22-10-0	7-4-0	D. Nikhazy (W 3-2)	10220	3:27
* Apr 06, 2019	#16 FLORIDA-2	w 12-10	9	23-10-0	8-4-0	P. Caracci (W 1-1)	10220	4:18
Apr 09, 2019	vs Southern Miss	w 11-2	9	24-10-0	8-4-0	A. Miller (W 3-0)	4097	3:09
* Apr 12, 2019	KENTUCKY	w 8-2	9	25-10-0	9-4-0	W. Ethridge (W 5-2)	9491	2:53
* Apr 14, 2019	KENTUCKY-1	L 1-4	7	25-11-0	9-5-0	D. Nikhazy (L 3-2)	7978	2:36
* Apr 14, 2019	KENTUCKY-2	L 2-4	7	25-12-0	9-6-0	G. Hoglund (L 1-1)	7978	2:38
Apr 16, 2019	MEMPHIS	w 5-2	9	26-12-0	9-6-0	Z. Phillips (W 4-1)	8695	2:57

() extra inning game

2019 OLE MISS BASEBALL
Team Game-by-Game for Ole Miss (as of Apr 16, 2019)
Batting (All games)

Date	Opponent	ab	r	h	rbi	2b	3b	hr	tb	bb	ibb	sb	cs	hbp	sac	sf	gdp	k	po	a	e	lob	avg
Feb 15	WRIGHT STATE	32	10	11	8	3	0	2	20	6	1	3	0	2	0	2	0	5	27	12	1	8	.344
Feb 16	WRIGHT STATE	34	5	8	5	0	0	2	14	4	1	1	0	1	0	0	2	8	27	11	1	7	.288
Feb 20	ARKANSAS STATE	42	15	19	15	2	1	2	29	5	0	4	1	0	0	0	0	8	27	6	0	8	.352
Feb 22	at Tulane	32	6	6	5	1	0	2	13	4	0	2	1	5	1	0	0	8	27	3	0	9	.314
Feb 23	at Tulane	37	12	10	11	2	0	4	24	4	0	2	0	1	0	1	1	10	25	12	1	4	.305
Feb 24	at Tulane	34	6	8	5	0	0	0	8	4	0	1	0	0	1	0	0	5	27	11	1	6	.294
Feb 26	UT MARTIN	32	12	12	12	4	0	3	25	7	0	4	0	0	0	3	0	4	27	4	1	6	.305
Mar 01	LONG BEACH STATE	30	7	9	6	1	0	0	10	5	0	3	0	2	0	1	1	6	27	12	0	7	.304
Mar 02	LONG BEACH STATE	35	7	11	5	3	0	1	17	4	0	1	0	0	1	0	0	6	27	15	0	8	.305
Mar 02	LONG BEACH STATE	32	5	10	5	2	0	0	12	5	1	1	0	1	0	0	0	6	27	13	1	9	.306
Mar 05	LITTLE ROCK	35	11	13	10	3	0	0	16	8	1	6	1	0	1	0	0	6	27	8	0	9	.312
Mar 06	ECU	31	2	2	2	0	0	0	2	2	0	1	0	1	0	0	0	9	27	8	0	5	.293
Mar 08	UAB	37	15	15	14	4	0	2	25	6	0	2	0	4	0	1	0	5	27	11	4	9	.302
Mar 09	UAB	35	13	12	12	5	0	1	20	8	0	1	0	2	0	1	0	8	27	10	2	9	.305
Mar 10	UAB	29	2	7	2	0	0	1	10	5	2	1	2	2	0	0	0	3	27	7	3	10	.302
Mar 12	at Louisville	36	3	6	2	2	1	0	10	2	1	0	0	2	0	0	0	6	28	7	1	7	.293
Mar 13	at Louisville	32	8	8	7	1	0	2	15	13	0	0	0	1	0	0	3	9	24	7	1	11	.290
*Mar 15	ALABAMA	31	1	6	1	0	0	1	9	1	0	0	0	0	0	0	0	5	27	5	0	7	.285
*Mar 16	ALABAMA	33	6	6	4	0	0	0	6	8	0	1	0	3	0	0	1	5	27	9	2	11	.280
*Mar 17	ALABAMA	32	12	10	12	3	0	0	13	8	0	0	0	1	0	1	1	4	27	5	1	6	.282
Mar 19	ARKANSAS-PINE BLUF	29	12	7	11	3	0	0	10	6	0	2	0	5	0	1	0	3	24	10	0	7	.280
Mar 20	ARKANSAS-PINE BLUF	39	25	21	25	5	1	6	46	12	0	2	0	3	0	1	0	4	21	9	1	12	.294
*Mar 22	at Mizzou	31	1	7	1	0	0	0	7	1	0	1	1	0	2	0	1	10	24	13	2	6	.291
*Mar 23	at Mizzou	31	3	6	2	2	0	0	8	5	0	2	0	1	0	0	2	6	27	10	0	7	.287
*Mar 24	at Mizzou	35	5	8	3	0	1	1	13	2	0	3	1	1	0	0	1	9	24	7	1	6	.285
Mar 26	at Memphis	36	9	10	8	2	1	0	14	9	0	1	1	1	0	1	1	12	27	9	0	11	.284
*Mar 29	at Arkansas	33	3	6	3	2	0	1	11	4	0	2	0	0	0	0	0	8	24	10	2	7	.281
*Mar 30	at Arkansas	37	4	12	4	2	0	2	20	1	0	0	0	0	1	0	1	5	27	6	0	8	.282
*Mar 31	at Arkansas	38	10	14	10	2	0	1	19	12	0	6	1	2	0	0	1	6	27	13	0	15	.286
Apr 02	NORTH ALABAMA	37	6	10	6	2	0	1	15	6	0	3	0	1	0	0	0	3	27	11	2	11	.285
*Apr 05	FLORIDA	37	12	17	10	0	0	3	26	5	0	1	1	1	1	1	1	3	27	16	1	9	.291
*Apr 06	FLORIDA	44	16	20	13	4	0	0	24	6	0	2	0	1	0	0	1	8	27	6	0	11	.298
*Apr 06	FLORIDA	37	12	12	11	2	1	1	19	5	0	0	0	1	0	0	1	6	27	9	1	7	.299
Apr 09	vs Southern Miss	31	11	9	8	2	0	0	11	7	0	2	0	1	0	0	1	7	27	9	0	4	.298
*Apr 12	KENTUCKY	36	8	14	8	1	0	2	21	2	1	2	0	0	1	0	0	11	27	10	0	7	.301
*Apr 14	KENTUCKY	26	1	7	1	0	0	1	10	1	0	0	0	1	0	0	1	3	21	5	0	6	.300
*Apr 14	KENTUCKY	26	2	6	2	3	0	0	9	7	0	0	0	0	0	0	0	9	21	1	0	10	.299
Apr 16	MEMPHIS	25	5	3	3	1	0	0	4	10	0	1	0	0	0	0	2	7	27	8	0	6	.296
Totals		1279	303	378	272	69	6	42	585	210	8	64	10	47	9	14	23	246	992	338	30	306	.296

2019 OLE MISS BASEBALL
Team Game-by-Game for Ole Miss (as of Apr 16, 2019)
Pitching (All games)

Date	Opponent	ip	h	r	er	bb	so	2b	3b	hr	wp	bk	hbp	dp	ibb	score	w-l	sv	era
Feb 15	WRIGHT STATE	9.0	7	1	1	2	7	1	0	0	0	0	0	2	0	10-1	1-0	1	1.00
Feb 16	WRIGHT STATE	9.0	12	9	8	7	8	4	0	0	0	0	0	0	0	5-9	1-1	1	4.50
Feb 20	ARKANSAS STATE	9.0	10	3	3	3	15	3	0	0	1	0	1	0	0	15-3	2-1	1	4.00
Feb 22	at Tulane	9.0	12	4	4	4	9	3	0	0	0	0	1	0	0	6-4	3-1	2	4.00
Feb 23	at Tulane	8.1	17	13	12	5	8	4	0	4	0	0	0	0	1	12-13	3-2	2	5.68
Feb 24	at Tulane	9.0	11	3	1	0	7	1	0	1	1	0	1	0	0	6-3	4-2	3	4.89
Feb 26	UT MARTIN	9.0	7	6	3	3	12	2	0	1	0	0	1	0	0	12-6	5-2	3	4.62
Mar 01	LONG BEACH STATE	9.0	6	2	2	1	8	2	0	0	1	0	0	0	0	7-2	6-2	4	4.29
Mar 02	LONG BEACH STATE	9.0	7	6	6	7	7	2	0	0	2	0	2	1	2	7-6	7-2	4	4.48
Mar 02	LONG BEACH STATE	9.0	9	3	3	0	6	1	0	2	0	0	0	2	0	5-3	8-2	4	4.33
Mar 05	LITTLE ROCK	9.0	10	8	8	5	11	0	1	0	0	0	3	0	0	11-8	9-2	4	4.67
Mar 06	ECU	9.0	5	3	3	2	12	2	0	1	0	0	0	2	1	2-3	9-3	4	4.53
Mar 08	UAB	9.0	12	9	5	2	4	4	0	3	0	0	2	0	0	15-9	10-3	4	4.56
Mar 09	UAB	9.0	9	4	3	2	9	0	0	2	0	0	0	1	0	13-4	11-3	4	4.45
Mar 10	UAB	9.0	5	1	1	3	7	1	0	1	0	0	2	1	0	2-1	12-3	5	4.22
Mar 12	at Louisville	9.1	7	4	4	4	10	1	1	1	0	0	0	0	3	3-4	12-4	5	4.20
Mar 13	at Louisville	8.0	13	10	8	5	9	3	0	1	0	1	2	1	0	8-10	12-5	5	4.45
*Mar 15	ALABAMA	9.0	4	0	0	4	14	1	0	0	1	0	0	0	0	1-0	13-5	6	4.20
*Mar 16	ALABAMA	9.0	13	8	5	9	10	3	1	1	2	0	1	1	0	6-8	13-6	6	4.24
*Mar 17	ALABAMA	9.0	5	2	2	3	14	3	0	0	1	0	0	0	0	12-2	14-6	6	4.13
Mar 19	ARKANSAS-PINE BLUF	8.0	5	2	2	2	7	2	0	1	0	0	0	2	0	12-2	15-6	6	4.05
Mar 20	ARKANSAS-PINE BLUF	7.0	0	0	0	3	12	0	0	0	4	0	1	0	0	25-0	16-6	6	3.90
*Mar 22	at Mizzou	8.0	9	2	1	3	8	1	0	0	1	0	0	1	1	1-2	16-7	6	3.79
*Mar 23	at Mizzou	9.0	2	0	0	2	6	0	0	0	0	0	1	1	0	3-0	17-7	7	3.63
*Mar 24	at Mizzou	8.0	10	8	8	6	7	3	0	2	0	0	3	0	1	5-8	17-8	7	3.83
Mar 26	at Memphis	9.0	15	6	6	2	11	2	2	0	2	0	1	1	0	9-6	18-8	8	3.91
*Mar 29	at Arkansas	8.0	8	5	4	4	9	2	0	0	1	0	0	0	0	3-5	18-9	8	3.93
*Mar 30	at Arkansas	9.0	6	3	3	5	12	3	0	2	0	0	1	2	0	4-3	19-9	9	3.90
*Mar 31	at Arkansas	9.0	11	5	5	2	8	1	0	1	0	0	0	2	0	10-5	20-9	10	3.94
Apr 02	NORTH ALABAMA	9.0	14	10	7	5	7	2	0	0	2	0	0	1	1	6-10	20-10	10	4.04
*Apr 05	FLORIDA	9.0	5	4	4	3	5	0	0	2	0	0	1	2	0	12-4	21-10	10	4.04
*Apr 06	FLORIDA	9.0	14	4	4	1	11	4	0	0	0	0	0	0	0	16-4	22-10	10	4.04
*Apr 06	FLORIDA	9.0	12	10	6	4	10	4	0	1	3	0	2	0	1	12-10	23-10	10	4.10
Apr 09	vs Southern Miss	9.0	9	2	2	2	10	2	0	0	1	0	3	0	1	11-2	24-10	10	4.04
*Apr 12	KENTUCKY	9.0	6	2	2	0	14	3	0	0	0	0	2	1	0	8-2	25-10	10	3.98
*Apr 14	KENTUCKY	7.0	9	4	4	1	10	3	0	2	0	0	1	0	0	1-4	25-11	10	4.00
*Apr 14	KENTUCKY	7.0	5	4	4	0	12	1	0	1	0	0	1	0	0	2-4	25-12	10	4.03
Apr 16	MEMPHIS	9.0	4	2	2	4	9	1	0	1	1	0	2	1	0	5-2	26-12	11	3.97
Totals		330.2	325	172	146	120	355	75	5	31	24	1	35	25	12	303-172	26-12	11	3.97



2019 OLE MISS BASEBALL
Games Summary for Ole Miss (as of Apr 16, 2019)
(All games)



Score by innings	1	2	3	4	5	6	7	8	9	EX	Total
Ole Miss	36	34	42	45	45	28	35	23	15	0	303
Opponents	24	22	21	36	22	13	3	19	11	1	172

Record when ...

Overall	26-12	After 6 leading	20-0
Conference	9-6 trailing	2-11
Non-Conference	17-6 tied	4-1
Home games	19-6	After 7 leading	23-0
Away games	6-6 trailing	0-8
Neutral site	1-0 tied	2-2
Day games	16-10	After 8 leading	22-0
Night games	10-2 trailing	0-9
vs Left starter	4-7 tied	2-1
vs Right starter	22-5		
1-Run games	4-4	Hit 0 home runs	11-5
2-Run games	3-4	... 1 home run	6-4
5+Run games	14-0	... 2+ home runs	9-3
Extra innings	0-1		
Shutouts	3-0	Opponent 0 home runs	14-4
	 1 home run	7-5
	 2+ HRs	5-3
Scoring 0-2 runs	2-4		
..... 3-5 runs	4-4		
..... 6-9 runs	6-3	Made 0 errors	15-3
..... 10+ runs	14-1 1 error	8-5
	 2+ errors	3-4
Opponent 0-2 runs	11-1		
..... 3-5 runs	9-5	Opp. made 0 errors	8-4
..... 6-9 runs	5-3 1 error	7-6
..... 10+ runs	1-3 2+ errors	11-2
Scored in 1st inning	14-3	Out-hit opponent	20-1
Opp. scored in 1st	6-6	Out-hit by opponent	4-11
Scores first	16-3	Hits are tied	2-0
Opp. scores first	10-9		

Record when team scores:

Runs	0	1	2	3	4	5	6	7	8	9	10+
W-L	0-0	1-2	1-2	1-2	1-0	2-2	2-2	2-0	1-1	1-0	14-1

Record when opponent scores:

Runs	0	1	2	3	4	5	6	7	8	9	10+
W-L	3-0	2-0	6-1	4-1	4-3	1-1	3-0	0-0	1-2	1-1	1-3

Record when leading after:

Inn.	1	2	3	4	5	6	7	8
W-L	11-1	14-1	18-1	18-0	19-0	20-0	23-0	22-0

Record when trailing after:

Inn.	1	2	3	4	5	6	7	8
W-L	3-5	3-9	3-6	6-10	7-11	2-11	0-8	0-9

Record when tied after:

Inn.	1	2	3	4	5	6	7	8
W-L	12-6	9-2	5-5	2-2	0-1	4-1	2-2	2-1

Current winning streak: 1
 Longest winning streak: 6
 Longest losing streak: 2

Home attendance : 222449 (25 dates avg = 8897)
 Away attendance : 46723 (13 dates avg = 3594)
 Total attendance: 269172 (38 dates avg = 7083)



2019 OLE MISS BASEBALL
Miscellaneous Stats for Ole Miss (as of Apr 16, 2019)
(All games)



Multiple Hit Games	2	3	4	5+	Total
15 Grae Kessinger	11	3	1	1	16
14 Cole Zabowski	11	4	-	-	15
2 Ryan Olenek	9	4	2	-	15
6 Thomas Dillard	9	3	1	-	13
10 Tyler Keenan	5	4	-	1	10
3 Anthony Servideo	8	2	-	-	10
13 Cooper Johnson	5	1	-	-	6
1 Jacob Adams	5	-	-	-	5
35 Kevin Graham	3	-	-	-	3
11 Chase Cockrell	2	1	-	-	3
4 Knox Loposer	2	-	-	-	2
25 Tim Elko	1	-	-	-	1
TEAM	71	22	4	2	99

Multiple RBI Games	2	3	4	5+	Total
10 Tyler Keenan	10	1	1	2	14
2 Ryan Olenek	6	-	-	1	7
6 Thomas Dillard	5	1	-	1	7
14 Cole Zabowski	1	3	3	-	7
13 Cooper Johnson	4	-	-	1	5
35 Kevin Graham	2	-	2	-	4
3 Anthony Servideo	4	-	-	-	4
15 Grae Kessinger	2	-	-	2	4
11 Chase Cockrell	2	-	-	-	2
1 Jacob Adams	2	-	-	-	2
4 Knox Loposer	1	1	-	-	2
7 Josh Hall	1	-	-	-	1
44 Carl Gindl	-	-	1	-	1
8 Justin Bench	1	-	-	-	1
TEAM	41	6	7	7	61

Hitting Streaks	Longest	Current
6 Thomas Dillard	15	-
14 Cole Zabowski	12	12
2 Ryan Olenek	11	-
15 Grae Kessinger	10	-
13 Cooper Johnson	8	-
35 Kevin Graham	8	2
3 Anthony Servideo	8	1
10 Tyler Keenan	5	-
44 Carl Gindl	4	-
11 Chase Cockrell	3	1
4 Knox Loposer	3	-
25 Tim Elko	2	-
1 Jacob Adams	2	-
8 Justin Bench	1	-
32 Michael Fitzsimmons	1	-
7 Josh Hall	1	1

Reached Base Streaks	Longest	Current
15 Grae Kessinger	26	26
10 Tyler Keenan	17	2
2 Ryan Olenek	17	-
6 Thomas Dillard	15	10
14 Cole Zabowski	12	12
35 Kevin Graham	12	12
3 Anthony Servideo	12	1
13 Cooper Johnson	10	4
1 Jacob Adams	5	2
11 Chase Cockrell	5	1
44 Carl Gindl	4	-
4 Knox Loposer	3	2
25 Tim Elko	3	1
32 Michael Fitzsimmons	2	-
7 Josh Hall	2	1
8 Justin Bench	1	-



1 • Jacob Adams
Sr. • IF • 1L
Conway, Ark.
Crowder College



2 • Ryan Olenek
Sr. • OF/IF • 3L
Winter Park, Fla.
Trinity Prep



3 • Anthony Servideo
So. • IF • 1L
Jupiter, Fla.
Jupiter HS



4 • Knox Lopus
Fr. • C • HS
Madison, Miss.
Jackson Prep



6 • Thomas Dillard
Jr. • OF/C • 2L
Oxford, Miss.
Oxford HS



7 • Josh Hall
Fr. • OF • HS
Birmingham, Ala.
Homewood, HS



8 • Justin Bench
Fr. • IF • HS
Redington Beach, Fla.
Calvary Christian



9 • Michael Spears
So. • OF • 1L
Winter Park, Fla.
Orangewood Christian



10 • Tyler Keenan
So. • IF • 1L
Clayton, N.C.
Cleveland HS



11 • Chase Cockrell
Sr. • IF/OF • 3L
Bastrop, La.
Hinds CC



12 • Greer Holston
Jr. • RHP • 2L
Long Beach, Miss.
IMG Academy



13 • Cooper Johnson
Jr. • C • 2L
Mundelein, Ill.
Carmel Catholic HS



14 • Cole Zabowski
Jr. • IF • 2L
Lawrenceville, Ga.
Collins Hill HS



15 • Grae Kessinger
Jr. • IF • 2L
Oxford, Miss.
Oxford HS



17 • Gunnar Hoglund
Fr. • RHP/IF • HS
Hudson, Fla.
Dayspring Christian



18 • Connor Green
Sr. • RHP • 3L
Collierville, Tenn.
St. Georges HS



19 • Hunter Nabors
Jr. • C • JC
Montevallo, Ala.
Itawamba CC



20 • Will Ethridge
Jr. • RHP • 2L
Lilburn, Ga.
Parkview HS



21 • Jordan Fowler
So. • LHP • 1L
Union City, Tenn.
Dyer County HS



22 • Kaleb Hill
Fr. • LHP • HS
Pine Bluff, Ark.
Watson Chapel



24 • Zack Phillips
Jr. • LHP • JC
Texarkana, Ark.
Grayson CC



25 • Tim Elko
So. • IF/OF • 1L
Lutz, Fla.
Hillsborough HS



26 • Doug Nikhazy
Fr. • LHP/OF • HS
Windermere, Fla.
West Orange HS



27 • Taylor Broadway
Jr. • RHP • JC
Cypress, Texas
Tyler JC



28 • Austin Miller
Jr. • RHP • 1L
North Liberty, Iowa
Kirkwood CC



29 • Max Cioffi
So. • RHP • 1L
Chicago, Ill.
Saint Patrick HS



31 • Colin Coates
Sr. • RHP • 1L
Nesbit, Miss.
Hinds CC



32 • Michael Fitzsimmons
R-Sr. • IF • 3L
Eads, Tenn.
Memphis Univ. School



34 • Tyler Myers
Jr. • RHP • JC
Houston, Texas
Paris JC



35 • Kevin Graham
Fr. • IF • HS
O'Fallon, Mo.
Westminster Christian



38 • Logan Savell
Fr. • HRP • HS
Madison, Miss.
Madison Central HS



39 • Jacob Steinberg
Fr. • RHP • HS
Darnestown, Md.
St. John's College



40 • Houston Roth
Jr. • RHP • 2L
Oxford, Miss.
Oxford HS



41 • Pierce Smith
Sr. • LHP • 1L
Marietta, Ga.
Walton HS



44 • Carl Gindl
So. • OF • 1L
Cantonment, Fla.
Pensacola Catholic



58 • Ray Falk
Jr. • RHP • JC
Pacific, Calif.
Skyline College



65 • Parker Caracci
R-Jr. • RHP • 2L
Jackson, Miss.
Jackson Prep



5 • Mike Bianco
Head Coach
19th Season



15 • Carl Lafferty
Assistant Coach
13th Season



30 • Mike Clement
Assistant Coach
5th Season



23 • Marc MacMillan
Volunteer Assistant Coach
6th Season



Chris Cleary
Director of Operations
External Affairs



Chris Goudoras
Director of Operations
Internal Affairs



Josh Porter
Senior Athletic
Trainer



Zach Boone
Strength and
Conditioning