

2013-14 AUBURN TIGERS GAME NOTES - NOVEMBER 26, 2013

2013-14 SCHEDULE

DATE	OPPONENT	SCORE	W/L
10/28	Victory Univ.#	109-67	W
11/1	Paine College#	99-64	W
11/8	Nicholls State	76-54	W
11/15	Northwestern St.	92-111	L
11/19	Jacksonville St.	78-54	W
11/23	Murray State	75-67	W
11/26	Tennessee St.	7:00 p.m.	AUHD

12/2	at Iowa State	6:00 p.m.	ESPNU
12/8	vs. Illinois ¹	2:00 p.m.	FSN
12/19	Clemson	7:00 p.m.	FSN
12/22	Boston College	1:00 p.m.	CSS
12/30	Ark.-Pine Bluff	7:00 p.m.	CSS

1/4	Florida A&M	7:00 p.m.	AUHD
1/9	at Ole Miss	6:00 p.m.	ESPN/2
1/11	Missouri*	1:00 p.m.	ESPNU
1/15	at Tennessee*	6:00 p.m.	CSS
1/18	Florida*	3:00 p.m.	SECTV
1/22	at Mississippi St.*	7:00 p.m.	ESPN3
1/25	at Arkansas*	5:00 p.m.	FSN
1/29	Alabama*	7:00 p.m.	SECTV

2/1	Georgia*	12:30 p.m.	SECTV
2/5	at S. Carolina*	6:00 p.m.	ESPN3
2/8	at LSU*	3:00 p.m.	SECTV
2/12	Kentucky*	7:00 p.m.	SECTV
2/15	Mississippi St.*	12:30 p.m.	SECTV
2/19	at Florida*	6:00 p.m.	FSN
2/22	Vanderbilt*	5:00 p.m.	FSN
2/26	South Carolina*	8:00 p.m.	FSN

3/1	at Alabama*	2:00 p.m.	ESPNU
3/5	Tennessee*	7:00 p.m.	SECTV
3/8	at Texas A&M*	3:00 p.m.	SECTV
3/12	SEC Tournament	TBA	TBA
3/13	SEC Tournament	TBA	TBA
3/14	SEC Tournament	TBA	TBA
3/15	SEC Tournament	TBA	TBA
3/16	SEC Tournament	TBA	TBA

All times CT

- Exhibition Game

1 - Atlanta, Ga. (Philips Arena)

* - SEC Game

ABOUT THE GAME

TELEVISION • AUHD

Play-by-Play: Rod Bramblett
Analyst: Joe Ciampi

RADIO • WGZZ 94.3 FM

Play-by-Play: Rod Bramblett
Analyst: Joe Ciampi

AUBURN MEDIA RELATIONS

Dan Froehlich, Assoc. Dir. of Media Relations
334-844-9803 (O) • 334-750-1389 (C)
froehdp@auburn.edu

TENNESSEE STATE TIGERS (0-6) AT AUBURN TIGERS (3-1)



GAME #5 • HOME GAME #5
TUESDAY, NOVEMBER 26, 2013 • 7:00 P.M. CT
AUBURN ARENA (AUBURN, ALA.)
AUHD • WGZZ 94.3 FM



AUBURN LOOKS TO MAKE IT THREE STRAIGHT

Riding a two-game winning streak, Auburn will look to close out its season-opening five-game home-stand with a third straight win when it plays host to Tennessee State on Tuesday night. Auburn comes into the game averaging 80.2 ppg, its highest scoring average after four games since 2004-05. Fans who bring a new, unopened and unwrapped toy to donate to Toys for Tots will receive free admission.

TIGER TALES

- Auburn is in its 108th season of basketball and is 1,241-1,103-1 (.529) all-time
- Tony Barbee** is in his fourth year guiding Auburn and his eighth season as a head coach overall
- Auburn opens the season by playing five consecutive home games and is currently 3-1 on the homestand
- Senior guard **Chris Denson** leads the SEC in scoring (21.8 ppg), is seventh in field goal percentage (.560), tied for 10th in assists (3.3 apg) and leads the league in assist-to-turnover ratio (4.3)
- Chris Denson** scored 87 points over the first four games ... That is the most for an AU player over the first four games of a season since Wesley Person (96) and Aaron Swinson (95) did it in 1993-94.
- Guards **Chris Denson** (21.8 ppg) and **KT Harrell** (18.3 ppg) are the highest scoring teammates in the SEC, with Harrell ranking 6th

PROBABLE STARTERS

SEASON AVERAGES

NOTES

#1 KT HARRELL

Jr. • G • 6-4 • 216 • Montgomery, Ala.

PPG	RPG	APG	SPG	BPG	MPG
18.3	5.5	1.8	0.8	0.5	30.5

He and Chris Denson have both scored in double figures in each of the first 4 games ... 18.3 ppg is tied for 6th in the SEC ... Leads the team in FT percentage at .808, 10th in the SEC ... 30.5 mpg are also 10th in the SEC

#2 ALLEN PAYNE

Sr. • F • 6-6 • 225 • Cincinnati, Ohio

PPG	RPG	APG	SPG	BPG	MPG
6.3	6.5	2.3	1.3	0.3	27.0

6.5 rpg is 20th in the SEC ... 19 of his 26 rebounds have come at the defensive end ... Tied his career high with 10 rebounds against Murray State ... 344 rebounds and 85 steals are both seventh among active SEC players

#0 ASAUN DIXON-TATUM

Sr. • C • 7-0 • 226 • Anderson, Ind.

PPG	RPG	APG	SPG	BPG	MPG
8.3	6.8	0.3	0.3	2.3	21.3

Leading AU rebounder in 3 of 4 games ... 6.8 rpg are tied for 18th in the SEC ... 17 of his 27 rebounds have come on the offensive glass ... 2.3 bpg are third in the SEC ... 53 career blocks are 8th among active SEC players

#3 CHRIS DENSON

Sr. • G • 6-2 • 181 • Columbus, Ga.

PPG	RPG	APG	SPG	BPG	MPG
21.8	6.0	3.3	1.3	0.3	32.5

SEC leader in scoring (21.8 ppg) ... Last time an AU player had more than his 87 points over the first 4 games of a season was 1993-94 (Wesley Person - 96 pts; Aaron Swinson - 95 pts) .. Has scored in double figures in each of his last 7 games

#13 TAHJ SHAMSID-DEEN

Fr. • PG • 5-10 • 163 • Decatur, Ga.

PPG	RPG	APG	SPG	BPG	MPG
7.3	1.0	3.5	0.8	0.0	25.5

Starting PG in all 4 games ... 3.5 APG is tied for 8th in the SEC ... 2.3 assist-to-turnover ratio is 6th in the SEC ... Has dished out 4 assists in 3 of 4 games ... Fourth on the team at 25.5 mpg

KEY RESERVES

SEASON AVERAGES

NOTES

#21 MALCOLM CANADA

Jr. • PG • 6-3 • 224 • Austin, Texas

PPG	RPG	APG	SPG	BPG	MPG
4.8	2.8	1.8	1.0	0.0	14.3

Back-up PG to Shamsid-Deen in the first 4 games ... Has scored 11 of his 19 points at the free throw line (11-15, .733 pct) ... All 11 of his rebounds have come off the defensive glass

#31 BENAS GRICIUNAS

Fr. • C • 7-0 • 225 • Silute, Lithuania

PPG	RPG	APG	SPG	BPG	MPG
4.0	2.8	0.3	0.0	0.8	14.8

14.8 mpg leads AU off the bench ... Held to just 2 points and 3 rebounds in 13 mins. against Murray State ... Is 0-for-3 from 3-point range on the season

#25 JORDON GRANGER

So. • F • 6-8 • 200 • St. Louis, Mo.

PPG	RPG	APG	SPG	BPG	MPG
1.5	3.5	0.5	0.3	0.3	12.5

14 total rebounds are most of any bench player ... Has averaged 4.0 rpg during Chris Griffin's absence

TONIGHT'S OPPONENT -- TENNESSEE STATE (NOV. 26, 2013 - AUBURN, ALA.)

2013-14 STATS	PPG	OPP PPG	FG%	3FG%	FT%	RPG	APG	SPG	BPG	TO
Auburn	80.2	71.5	.456	.264	.683	42.5	15.0	5.8	4.8	11.8
Tennessee State	61.7	77.7	.378	.202	.726	30.0	9.2	5.8	3.0	13.0

Auburn Head Coach: **Tony Barbee**
(UMass '93)
at Auburn: 38-60 (.388) / 4th Year
Overall: 120-112 (.517) / 8th Year

Tennessee St Head Coach: **Travis Williams**
(Georgia State '95)
at Tennessee State: 18-21 (.462) / 2nd Year
Overall: 42-51 (.452) / 4th Year

ALL-TIME STREAKS

Overall: 1-0 Won 1
Home: 1-0 Won 1
Road: 0-0 --
Neutral: 0-0 --

The only prior meeting between Auburn and Tennessee State was in 2006 in Beard-Eaves Coliseum ... Auburn was a 86-59 winner in that contest ... Tennessee State is 0-6, which includes a 21-point loss to Tennessee in its last game ... Tennessee State's closest game this season was a 5-point loss to Lipscomb in its only home game of the season so far.

PROJECTED STARTERS

No.	Pos.	Name	Ht.	Yr.	PPG	RPG	Hometown	Notes
2	G	Patrick Miller		Sr.	22.2	3.0	Chicago, Ill	Team's leading scorer in all 6 games
3	G	Jaleel Queary		Jr.	4.5	2.0	Nashville, Tenn.	
40	F	Kennedy Eubanks		Jr.	5.8	3.7	Pendleton, S.C.	
4	F	M.J. Rhett		So.	10.5	8.3	Columbia, S.C.	
11	F	Alex Bates		Jr.	0.8	0.5	Greenbelt, Md.	

NEXT OPPONENT -- IOWA STATE (DEC. 2, 2013 - AMES, IOWA.)

2013-14 STATS	PPG	OPP PPG	FG%	3FG%	FT%	RPG	APG	SPG	BPG	TO
Iowa State	85.5	67.5	.510	.386	.671	43.5	17.8	4.0	3.5	11.8

Iowa State Head Coach: **Fred Hoiberg**
(Iowa State '95)
at Iowa State: 66-39 (.629) / 3rd Year
Overall: same

ALL-TIME STREAKS

Overall: 1-1 Lost 1
Home: -- --
Road: -- --
Neutral: 1-1 Lost 1

Auburn and Iowa State have met just twice before ... Auburn defeated Iowa State in the first meeting between the two (1986-87) while Iowa State knocked Auburn out of the 2000 NCAA Tournament in Minneapolis in the Second Round ... Auburn is 13-13 all-time against teams currently in the Big XII ... Iowa State plays UMKC on Monday night, it's last game before facing Auburn on Monday at 6 p.m. on ESPN.

SCOUTING TENNESSEE STATE

A member of the Ohio Valley Conference's East Division, Tennessee State heads into Saturday's match-up 0-6, having played just one home game, three away games and two neutral site games.

Tennessee State was picked to finish fifth in the six-team OVC East. TSU is trying to avoid its first 0-7 start since the 1999-00 season.

Tennessee State has been out-rebounded in every contest except one. Against Western Michigan, each team had 37 rebounds.

Senior guard Patrick Miller has scored 36 percent of the team's 370 points this season.

DENSON THE DAMAGER

Senior guard **Chris Denson** has turned in four straight double-digit scoring games to start the season and seven-straight dating to last season. His 87 points scored are the most by an Auburn player to open the first three games of a season since Wesley Person scored 96 points and Aaron Swinson 95 to open the 1993-94 season. Person went on to average 22.2 ppg that year while Swinson averaged 20.7 ppg.

Denson has a career scoring average of 9.5 ppg on .468 percent shooting and has scored in double-digits in 37 of the 74 games he has played in.

HIGH-FLYING TIGERS

Auburn goes into Tuesday's contest averaging 82.0 ppg as a team, which is the highest the team has averaged four games into a season since it averaged 84.0 ppg to open the 2004-05 season.

HARD 2 GUARD(S)

Senior guard **Chris Denson** and junior guard

KT Harrell have led Auburn in scoring in each of the first four games, with Denson averaging 21.8 ppg and Harrell 18.3 ppg. The duo are the only set of SEC teammates to both be in the top six in the league in scoring. Harrell and Denson are averaging a combined 40.1 ppg while the next closest teammates are LSU's Johnny O'Bryant and Andre Stringer at a combined 36.6 ppg.

CLEANING THE GLASS

Auburn has out-rebounded its opponents in all four games this season and is a cumulative plus-30 on the boards, having grabbed 170 to its opponents 140. Auburn has held its opponents to just 50 offensive rebounds.

ADT, ALWAYS HOME

Senior center **Asaiah Dixon-Tatum** has led Auburn in rebounding three of the first four games, pulling down an average of 6.8 rpg, tied for 18th in the SEC. Of his 27 total rebounds, 17 have come on the offensive end of the floor. The 7-footer has also blocked 9 shots (2.3 bpg), which is third in the league.

POINTS IN THE PAINT

Auburn has won the points in the paint battle in each of its first four games and is a combined plus-50 in points in the paint this season. Auburn scored 50 points in the paint against Northwestern State and had its biggest advantage in the paint against Jacksonville State (44-24).

AUBURN AT THE LINE

Auburn is hitting .683 percent of its free throws, seventh in the SEC, having taken 123, sixth-most in the league, and hitting 84.

Coach **Tony Barbee** wants his team to hit more free throws than the other team attempts, which Auburn accomplished in the opener against Nicholls (AU made 28, Nicholls shot 22) and in its last game against Murray State (AU made 23, Murray State attempted 21) and was one shy of meeting against Jacksonville State (AU made 23, JSU attempted 24). On the year, Auburn's opponents have attempted just 96 free throws.

ASSIST-TO-TURNOVER RATIO

Auburn enters the week second in the SEC in assist-to-turnover ratio at 1.3, dishing out 60 assists (15.0 apg) against 47 turnovers (11.8 per game). Senior guard **Chris Denson** leads the SEC at 4.3 (13 assists, 3 turnovers) while freshman point guard **Tahj Shamsid-Deen** is sixth at 2.3 (14 assists, 6 turnovers).

A PAYNE IN THE GLASS

Senior forward **Allen Payne** is currently seventh among active SEC players in career rebounds with 344 and career steals with 85. In 87 career games, he averages 4.0 rebounds per game and 1.0 steal per game while chipping in 6.1 points per game. During his three-plus years at Auburn, he has been the team's leading rebounder 15 times, it's leading scorer seven times and the assists leader five times. He has also collected 17 double-digit scoring games. He tied his career high in rebounds with 10 boards in the win over Murray State.

TOUGH DECEMBER SLATE AWAITS

The month of December figures to be a challenging one for Auburn with games at Iowa State (Dec. 2) as part of the Big XII/SEC Challenge, vs.

2013-14 Auburn Tigers

#	Player	Pos.	Yr.	Ht.	Wt.	Exp.	Hometown (Last School)
0	Asaahn Dixon-Tatum	C	SR	7-0	226	1L	Anderson, Ind. (Chattahoochee Tech)
1	KT Harrell	G	JR	6-4	216	TR	Montgomery, Ala. (Virginia)
2	Allen Payne	F	SR	6-6	225	3L	Cincinnati, Ohio (Winton Woods)
3	Chris Denson	G	SR	6-2	181	3L	Columbus, Ga. (Shaw)
4	Devin Waddell	G/F	SO	6-6	209	HS	Summerfield, N.C. (Hargrave Military)
11	Dion Wade	G	FR	6-5	170	HS	Antwerp, Belgium (Findlay Prep)
13	Tahj Shamsid-Deen	PG	FR	5-10	163	HS	Decatur, Ga. (Columbia)
20	Alex Thompson	F	FR	6-8	204	HS	Dothan, Ala. (Houston Academy)
21	Malcolm Canada	PG	JR	6-3	224	JC	Austin, Texas (Ellsworth CC)
22	C.J. Holmes	G	SO	6-0	191	SQ	Washington, D.C. (IMG Academy)
25	Jordon Granger	F	SO	6-8	200	1L	St. Louis, Mo. (McCluer North)
31	Benas Griciunas	C	FR	7-0	225	HS	Silute, Lithuania (Findlay Prep)
32	Chris Griffin	F	JR	6-7	229	JC	Tallahassee, Fla. (Wabash Valley College)
33	Ronald Delph*	C	FR	7-0	235	HS	Winter Haven, Fla. (IMG Academy)
41	Matthew Atewe	C	FR	6-9	250	HS	Brampton, Ont., Canada (Notre Dame Prep)

* - Redshirt

PRONUNCIATION GUIDE

Matthew Atewe Atta-way
 Asaahn Dixon-Tatum Uh-Sahn
 Jordon Granger Jore-DON Grain-jer
 Benas Griciunas Bennis (like Dennis)
 Greh-see-Onus

COACHES & STAFF

Tony Barbee	Head Coach	(UMass '93 / 4th Year at Auburn)
Ryan Miller	Associate Head Coach	(Northern State '00)
Tony Madlock	Assistant Coach	(Memphis '91)
Milt Wagner	Assistant Coach	(Louisville/Memphis '04)
Steve Smith	Executive Dir. of Basketball	(UMass '81)
Randall Dickey	Dir. of Basketball Operations	(Ouachita Baptist '83)
Corey Speights	Video Coordinator	(UTEP '08)
Harper Williams	Administrative Assistant	(UMass '93)
Jermile Brooks	Athletic Trainer	(Col. of Charleston '01)
Damon Davis	Strength & Conditioning Coach	(Western Illinois '03)

2013-14 Team Managers: Michael Banks, Harrison Evola, Brooks Ohman, John Schuessler, Jonathan Wade, Bianca Webb.

ASSOCIATED PRESS

NOVEMBER 25, 2013

No.	Team	W-L	Pts.	Pvs.
1	Michigan State (56)	6-0	1,616	
2	Kansas (8)	4-0	1,559	
3	Kentucky	4-1	1,445	
4	Arizona	5-0	1,425	
5	Oklahoma State (1)	4-0	1,347	
6	Duke	5-1	1,285	
7	Ohio State	4-0	1,206	
8	Syracuse	4-0	1,161	
9	Louisville	5-1	1,103	
10	Wisconsin	6-0	960	
11	Gonzaga	4-0	830	
12	Wichita State	5-0	809	
13	Connecticut	6-0	798	
14	Oregon	4-0	731	
15	Florida	4-1	729	
16	North Carolina	4-1	712	
17	Iowa State	4-0	521	
18	Baylor	4-0	437	
19	UCLA	5-0	416	
20	Creighton	4-0	373	
21	Memphis	2-1	354	
22	Michigan	4-2	238	
23	Iowa	5-0	197	
24	Massachusetts	6-0	188	
25	Marquette	3-1	126	

Others receiving votes: New Mexico 82, Virginia Commonwealth 71, Florida State 63, Virginia 61, Indiana 47, Boise State 35, Charlotte 35, Belmont 31, Arizona State 23, Harvard 22, Colorado 19, Villanova 16, Xavier 11, Pittsburgh 10, **Missouri 8, Tennessee 7**, Cincinnati 7, Minnesota 6, **Illinois 2, Texas A&M 1**, George Washington 1, Georgetown 1

USA TODAY/ESPN COACHES

NOVEMBER 18, 2013

No.	Team	W-L	Pts.	Pvs.
1.	Michigan State (30)	6-0	798	
2.	Kansas (2)	4-0	762	
3.	Arizona	5-0	722	
4.	Kentucky	4-1	672	
5.	Duke	5-1	639	
6.	Ohio State	4-0	617	
7.	Syracuse	4-0	611	
8.	Oklahoma State	4-0	593	
9.	Louisville	5-1	591	
10.	Gonzaga	4-0	454	
11.	Wisconsin	6-0	440	
12.	Wichita State	5-0	405	
13.	Florida	4-1	395	
14.	Connecticut	6-0	337	
15.	Oregon	4-0	327	
16.	North Carolina	4-1	325	
17.	Baylor	4-0	213	
18.	Creighton	4-0	199	
19.	Memphis	2-1	194	
20.	Michigan	4-2	185	
21.	UCLA	5-0	156	
22.	Iowa State	4-0	151	
23.	Iowa	5-0	97	
24.	VCU	4-2	78	
25.	Indiana	5-1	72	

Others receiving votes: Massachusetts 69; New Mexico 56; Marquette 42; Florida State 27; Virginia 24; Boise State 19; Pittsburgh 18; Arizona State 17; Colorado 13; California 12; Saint Mary's 10; **Tennessee 9**; Saint Louis 8; Charlotte 7; New Mexico State 7; Missouri 6; Utah State 5; Villanova 5; Belmont 4; Notre Dame 3; Providence 3; Harvard 2; Georgetown 1.


WEEKLY RANKINGS

DATE	AP	COACHES
Preseason	--	--
Nov. 13	--	--
Nov. 18	--	--
Nov. 25	--	--


2013-14 TV / RADIO CHART



**#0 Asaahn
Dixon-Tatum**
Sr. • Center
7-0 • 226
Anderson, Ind.



#1 KT Harrell
Jr. • Guard
6-4 • 216
Montgomery, Ala.



#2 Allen Payne
Sr. • Forward
6-6 • 225
Cincinnati, Ohio



#3 Chris Denson
Sr. • Guard
6-2 • 181
Columbus, Ga.




#11 Dion Wade
Fr. • Guard
6-5 • 170
Antwerp, Belgium



**#13 Tahj
Shamsid-Deen**
Fr. • Point Guard
5-10 • 163
Decatur, Ga.




#20 Alex Thompson
Fr. • Forward
6-8 • 204
Dothan, Ala.



#21 Malcolm Canada
Jr. • Point Guard
6-3 • 224
Austin, Texas




#22 C.J. Holmes
So. • Guard
6-0 • 191
Washington, D.C.



#25 Jordon Granger
So. • Forward
6-8 • 200
St. Louis, Mo.



#31 Benas Griciunas
Fr. • Center
7-0 • 225
Silute, Lithuania



#32 Chris Griffin
Jr. • Forward
6-7 • 229
Tallahassee, Fla.



#33 Ronald Delph
Fr. • Center
7-0 • 235
Winter Haven, Fla.



#41 Matthew Atewe
Fr. • Center
6-9 • 250
Ontario, Canada



Tony Barbee
Head Coach
4th Year at Auburn
8th Year Overall



Ryan Miller
Associate Head Coach



Tony Madlock
Assistant Coach



Milt Wagner
Assistant Coach



Steve Smith
Exec. Dir. of Basketball



Randall Dickey
Dir. of Basketball Ops.

AUBURN WHEN...

AUBURN RECORD BY STARTING LINEUP

Payne; Dixon-Tatum; Harrell; Denson; Shamsid-Deen 3-1

AUBURN DOUBLE-FIGURE GAMES

POINTS

Denson - 4; Harrell - 4; Canada - 1; Dixon-Tatum - 1; Payne - 1; Shamsid-Deen - 1

REBOUNDS

Harrell - 1; Payne - 1

DOUBLE-DOUBLES

Harrell - 1

AUBURN RECORD

ALL

SEC

Leading at halftime:	3-1
Tied at half:	
Trailing at halftime:	
Shoot 50% or higher:	
Shoot less than 50%:	3-1
Shoot higher % than opp.:	2-0
Shoot lower % than opp.:	1-1
Opp. shoot worse than 50%:	3-0
Opp. shoot 50% or higher:	0-1
Score less than 60 points:	
Score 60-69 points:	
Score 70-79 points:	3-0
Score 80-89 points:	
Score 90-99 points:	0-1
Score 100+ points:	
Opp score less than 60 pts.:	2-0
Opp. score 60-69 points:	1-0
Opp. score 70-79 points:	
Opp. score 80-89 points:	
Opp. score 90-99 points:	
Opp. score 100+ points:	0-1
Outrebounded opponent:	3-1
Outrebounded by opponent:	
Equal number of rebounds:	
Fewer turnovers than opp.:	2-0
Same turnovers as opp.:	
More turnovers than opp.:	1-1
Make 8-or-more 3-pointers:	0-1
Make 7-or-fewer 3 pointers:	3-0
Games decided by 5 or fewer:	
Overtime games:	
On ESPN:	
On ESPN2:	
On ESPN3:	
On ESPNU:	
On AUHD:	3-1
On CSS:	
On FSN:	
On SECTV:	
vs. SEC at Home:	
vs. SEC on Road:	
Games vs. ranked opp.:	
Games following a win:	1-1
Games following a loss:	1-0
More points in the paint:	3-1
Fewer/Same points in the paint:	
More bench points than opp.:	1-0
Fewer or same bench points:	2-1
More 2nd-chance points:	3-1
Fewer or same 2nd-chance pts.:	
More or same points of TOs:	3-1
Fewer points off TOs:	
On Sunday:	
On Monday:	
On Tuesday:	1-0
On Wednesday:	
On Thursday:	
On Friday:	1-1
On Saturday:	1-0

2013-14 INDIVIDUAL HIGHS

POINTS

AU: 29, Chris Denson vs. Northwestern State
Opp: 30, Jalan West, Northwestern State

FIELD GOALS MADE

AU: 12, Chris Denson vs. Northwestern State
Opp: 10, Jalan West, Northwestern State

FIELD GOALS ATTEMPTED

AU: 20, KT Harrell vs. Northwestern State
Opp: 20, Cameron Payne, Murray State

3-POINTERS MADE

AU: 3, Chris Griffin vs. Northwestern State
Opp: 5, Jalan West & Gary Stewart, N'western St.

3-POINTERS ATTEMPTED

AU: 11, KT Harrell vs. Northwestern State
Opp: 8, Jalan West & Gary Stewart, N'western St.

FREE THROWS MADE

AU: 11, Chris Denson vs. Nicholls
Opp: 8, DeQuan Hicks, Northwestern State

FREE THROWS ATTEMPTED

AU: 15, Chris Denson vs. Murray State
Opp: 10, Tyler Rambo, Murray State

REBOUNDS

AU: 10, Allen Payne & KT Harrell vs. Murray State
Opp: 12, D.J. Felder, Jacksonville State

ASSISTS

AU: 5, Chris Denson vs. Northwestern State
Opp: 6, Jalan West, Northwestern State

TURNOVERS

AU: 5, KT Harrell vs. Murray State
Opp: 5, Darion Rackley, Jacksonville State

BLOCKS

AU: 4, Asaunh Dixon-Tatum vs. Northwestern State
Opp: 3, Jarvis Williams, Murray State

STEALS

AU: 3, Chris Denson vs. Jacksonville State
Opp: 3, Jalan West, Northwestern State

2013-14 AUBURN INDIVIDUAL SEASON HIGHS

	POINTS	REBOUNDS	ASST/*BLK/^STL
Malcolm Canada	10 vs. Jacksonville State	5 vs. Nicholls	4 vs. N'western St
Chris Denson	29 vs. N'western St.	9 vs. N'western St.	5 vs. N'western St.
Asaunh Dixon-Tatum	10 vs. Murray State	8 vs. Nicholls	*4 vs. Nicholls
Jordon Granger	2 3x, vs. Jacksonville State	5 vs. Jacksonville State	1, 2x, v Jacksonville St.
Benas Griciunas	8 vs. Jacksonville State	3, 3x, vs Murray State	1, 3x, vs. J'ville State
Chris Griffin	13 vs. vs. N'western St.	4 vs. N'western St.	*2 vs. N'western St.
KT Harrell	21, 2x, vs. N'western St.	10 vs. Murray State	4 vs. N'western St.
CJ Holmes	2 vs. Jacksonville State	--	--
Allen Payne	8 vs. N'western St.	10 vs. Murray State	4 vs. N'western St.
Alex Thompson	1 vs. Jacksonville State	4 vs. Jacksonville State	1 vs. Jacksonville State
Tahj Shamsid-Deen	11 vs. Murray State	2 vs. N'western St.	4, 3x, vs. J'ville State
Devin Waddell	--	--	--
Dion Wade	9 vs. Jacksonville State	6 vs. Nicholls	2 vs. Jacksonville State

Illinois in Atlanta (Dec. 8), home vs. Clemson (Dec. 19) and home vs. Boston College (Dec. 22). The games against both Illinois and Boston College are rematches from a year ago, with Auburn falling to Illinois by two points and Boston College by just one.

FRESHMAN IMPACT

Auburn's freshman class has already made big contributions this season. **Tahj Shamsid-Deen** has been the starting point guard in all three games and is averaging 7.3 ppg. Fellow frosh **Dion Wade** is averaging 4.3 ppg in 11.8 mpg and **Benas Griciunas** is averaging 4.0 ppg and 2.8 rpg in 14.8 mpg. **Alex Thompson** saw his first action of the season against Jacksonville State and logged nine minutes, scoring a point.

GRIFFIN TO TAKE LEAVE FROM TEAM

Junior forward **Chris Griffin** will take an indefinite leave from the Auburn basketball team to deal with a personal family issue, head coach **Tony Barbee** announced before the game against Jacksonville State.

"Chris is a very important part of this basketball team and I look forward to him rejoining the team when he and his family are ready," Barbee said.

QUOTING BARBEE...

On Tennessee State...

"They have played a challenging schedule. It has gotten them ready for their opportunity to come here to Auburn. (Patrick Miller) is one of the best point guards in the country, he can score it at will. They have a couple of big guys, (M.J. Rhett) is a double-double machine. They have capable bodies. If we come in here thinking we are going to sleepwalk through we are going to be in for a long night because they have been competitive in just about every single game and they have a guy that can go beat you by himself in Miller. Teams like that are always dangerous."

On guys settling into roles...

"I think guys are getting comfortable in their roles and as we always talk about, make sure whatever your role is, do it better than anyone else can do it. We are getting close to that. Asaunh (Dixon-Tatum) is one of those guys that had a breakout game in the last game in his role but I think myself and all of his teammates are still expecting more because he's capable of more."

On senior Allen Payne being aggressive...

"He knows what his role is for this team, but at the same time he is an effective offensive player. For us to have the type of team offensively that I think we can be we need to have four, five, six guys in double figures. He is one of the guys I am looking at and he needs to be aggressive in his spots."

DENSON GOES BIG AGAINST DEMONS

Senior guard **Chris Denson** had a career night against Northwestern State, going 12-for-18 from the floor en route to a career-high 29 points. The two-guard also matched his career highs in both rebounds (9) and assists (5).

GET THAT SHOT OUTTA HERE!

Asaunh Dixon-Tatum blocked a career-high-tying four shots in the season-opening win over Nicholls and he now has 9 on the season and 53 for his career, which is currently eighth among current SEC players. The senior center is averaging 1.47 blocks per game in his two-year Auburn career. To break into the Auburn career top-10 for blocks, he would need to record 35 more blocks this season.

DUNK YOU VERY MUCH

Senior center **Asaunh Dixon-Tatum** has 13 made field goals this season, dunking home six of them. He unofficially had 16 dunks all of last season.

THE TAHJ MAHAL

Freshman point guard **Tahj Shamsid-Deen** became the first Auburn freshman to start a season-opener since Earnest Ross in 2009-10 and the first Auburn freshman to start the season-opener at the point since Quantez Robertson in 2005-06. Shamsid-Deen responded by scoring five points and dishing out a team-best four assists.

POINT, POINT, PASS!

Auburn's point guard duo of **Tahj Shamsid-Deen** and **Malcolm Canada** are combining for 12.0 ppg and 5.3 apg. Canada is also chipping in 2.8 rebounds per game, with all 11 of his rebounds coming on the defensive boards.

AUBURN IN THE AUBURN ARENA

Auburn opens the season by playing five consecutive home games in the Auburn Arena. Auburn is 33-25 (.569) all-time in games played at the Arena, including a 24-9 (.727) record in non-conference games.

KT'S BIG DEBUT

Junior **KT Harrell** had a big debut for Au-

burn, scoring a career-high 21 points in his first collegiate game since Dec. 21, 2011 when he was still at Virginia. Before his explosive opener, his previous career high was 20 points against Oregon on Dec. 17, 2010 when he was 8-for-12 from the field and 4-for-6 from the free throw line. In his Auburn debut he scored Auburn's first five points, hitting a 3-pointer 15 seconds into the game and a layup 40 seconds later. He finished the game 7-for-13 from the field, including 2-for-4 from 3-point range, and was 5-for-7 from the free throw line.

BIGGIE, BIGGIE, BIGGIE, CAN'T YOU SEE?

Auburn boasts two 7-footers on its roster in centers **Asaunh Dixon-Tatum** and freshmen **Benas Griciunas**. Add in freshman center **Matthew Atewe**, who is 6-9, and Auburn can put up one of the biggest front courts in the SEC. Kentucky also has two 7-footers while Alabama and LSU each has one.

Auburn's roster has an average height of 77.71 inches (6-5 3/4).

BLUE DOWNS ORANGE IN SCRIMMAGE

The Blue Team, led by Chris Denson (18) and Asaunh Dixon-Tatum (18 points, 10 rebounds), came back from a 4-point halftime deficit to defeat the Orange Team, 59-50, in a scrimmage on Saturday afternoon, Oct. 26. Denson scored 15 points in the second half, hitting all five of his field goals. Chris Griffin scored 19 for the Orange Team, hitting five 3-pointers along the way.

FRESH FACES

Auburn's roster includes eight newcomers in junior guard **KT Harrell**, freshman guard **Dion Wade**, freshman point guard **Tahj Shamsid-Deen**, freshman forward **Alex Thompson**, junior point guard **Malcolm Canada**, freshman center **Benas Griciunas**, junior forward **Chris Griffin** and freshman center **Matthew Atewe**.

TIGER TIDBITS

• Auburn went 2-0 during its overseas trip to the Bahamas this past August 2-10. Auburn defeated the Real Deal Shockers, 99-63, in its first game and then the Bahamas All-Stars, 88-60, in its only other contest on the island.

Chris Denson averaged 21.5 ppg on the trip, going for a team-high 24 against the Real Deal Shockers.

Point guards **Tahj Shamsid-Deen** (9.0 ppg) and **Malcolm Canada** (6.5 ppg) each had one start on the trip.

Small forward **Chris Griffin** went for 20 points in the opener, hitting six 3-pointers in the contest.

• **Chris Denson** and **Allen Payne** are the only four-year players for Auburn.

• **KT Harrell** is eligible this season after sitting out the 2012-13 season after transferring from Virginia. The Montgomery, Ala., native averaged 4.7 ppg in 11 games (5 starts) in 2011-12 before announcing he was transferring in Dec. 2011.

• Auburn has three international players on the roster in **Matthew Atewe** (Ontario, Canada), **Benas Griciunas** (Silute, Lithuania) and **Dion Wade** (Antwerp, Belgium). Wade and Griciunas played high school basketball together at Findlay Prep in Las Vegas, Nev.

• Head coach **Tony Barbee** has announced that freshman center **Ronald Delph** will redshirt the 2013-14 season.

• **Devin Waddell**, a 6-6, 209 lbs. forward/guard from Summerfield, N.C., walked on to the team prior to the start of the season.

AUBURN IN SEC CAREER STATS

Career Leaders - Points

1.	1371 Trevor Releford; Alabama	2010-14
2.	1037 Andre Stringer; LSU	2010-14
3.	926 Patric Young; Florida	2010-14
4.	915 Jordan McRae; Tennessee	2010-14
5.	900 Earnest Ross; Auburn/Missouri	2009-14
6.	756 Marshall Henderson; Ole Miss	2012-14
7.	719 Jarvis Summers; Ole Miss	2011-14
8.	705 Johnny O'Bryant III; LSU	2011-14
705	Chris Denson; Auburn	2010-14
10.	693 Mardracus Wade; Arkansas	2010-14
11.	662 Anthony Hickey; LSU	2011-14
12.	638 Rod Odom; Vanderbilt	2010-14
13.	617 Jarnell Stokes; Tennessee	2011-14
14.	552 Levi Randolph; Alabama	2011-14
15.	545 Rodney Cooper; Alabama	2011-14

Career Leaders - Rebounds

1.	637 Patric Young; Florida	2010-14
2.	493 Earnest Ross; Auburn/Missouri	2009-14
3.	486 Johnny O'Bryant III; LSU	2011-14
4.	477 Jarnell Stokes; Tennessee	2011-14
5.	448 Will Yeguete; Florida	2010-14
6.	374 Donte' Williams; Georgia	2010-14
7.	344 Allen Payne; Auburn	2010-14
8.	340 Jeronne Maymon; Tennessee	2010-14
9.	331 Rod Odom; Vanderbilt	2010-14
10.	323 Trevor Releford; Alabama	2010-14

Career Leaders - Blocked Shots

1.	126 Patric Young; Florida	2010-14
2.	98 Donte' Williams; Georgia	2010-14
3.	71 Willie Cauley-Stein; Kentucky	2012-14
4.	67 Nick Jacobs; Alabama	2011-14
5.	65 Jarnell Stokes; Tennessee	2011-14
	65 Jordan McRae; Tennessee	2010-14
7.	60 Aaron Jones; Ole Miss	2011-14
8.	53 Asaunh Dixon-Tatum; Auburn	2012-14
9.	48 Johnny O'Bryant III; LSU	2011-14
10.	45 Josh Richardson; Tennessee	2011-14

Career Leaders - Steals

1.	201 Trevor Releford; Alabama	2010-14
2.	169 Anthony Hickey; LSU	2011-14
3.	131 Mardracus Wade; Arkansas	2010-14
4.	117 Earnest Ross; Auburn/Missouri	2009-14
5.	103 Andre Stringer; LSU	2010-14
6.	88 Will Yeguete; Florida	2010-14
7.	85 Allen Payne; Auburn	2010-14
8.	78 Patric Young; Florida	2010-14
9.	77 Alex Caruso; Texas A&M	2012-14
10.	76 Levi Randolph; Alabama	2011-14

all stats as of Nov. 25

SEC PRESEASON PROJECTIONS

Preseason Media Poll	Pts
Kentucky (21).....	371
Florida (5)	353
Tennessee (1).....	320
LSU.....	270
Missouri.....	262
Alabama	257
Ole Miss.....	216
Arkansas	197
Texas A&M.....	139
Vanderbilt.....	125
Georgia	119
South Carolina	108
Mississippi State	59
Auburn	39

First-Place Votes in Parentheses

2013-14 GAME-BY-GAME TEAM STATS

Opponent	Score	FG-FGA	Pct	3FG-3FGA	Pct	FT-FTA	Pct	Rebounds Off-Def-Tot	PF	A	TO	Blk	Stl
Nicholls	54	19-56	.339	6-24	.250	10-22	.455	15-19-34	31	11	14	1	3
at Auburn	76	22-46	.478	4-15	.267	28-41	.683	11-28-39	19	14	13	7	5
Northwestern State	111	36-72	.500	14-27	.519	25-29	.862	11-31-42	17	20	10	4	7
at Auburn	92	37-81	.457	8-29	.276	10-18	.556	17-26-43	24	23	12	5	4
Jacksonville State	54	18-52	.346	6-15	.400	12-25	.500	13-20-33	21	11	14	4	4
at Auburn	78	26-58	.448	3-10	.300	23-31	.742	17-30-47	18	12	9	3	9
Murray State	67	25-55	.455	7-16	.438	10-21	.476	11-20-31	27	13	11	4	2
at Auburn	75	24-54	.444	4-18	.222	23-33	.697	14-27-41	21	11	13	4	5

2013-14 TEAM HIGHS & LOWS

AUBURN

	HIGH	LOW
POINTS SCORED	92, vs. Northwestern State	54, vs. Nicholls
POINTS, FIRST HALF	48, vs. Northwestern State	32, vs. Murray State
POINTS, SECOND HALF	45, vs. Jacksonville State	39, vs. Nicholls
POINT DIFFERENTIAL	+24 vs. Jacksonville State	-19 vs. Northwestern State
FIELD GOALS MADE	37, vs. Northwestern State	22, vs. Nicholls
FIELD GOALS ATTEMPTED	81, vs. Northwestern State	46, vs. Nicholls
FIELD GOAL PERCENTAGE	.478 (22-46) vs. Nicholls	.444 (24-54) vs. Murray State
3-POINTERS MADE	8, vs. Northwestern State	4, 2x, vs. Murray State
3-POINTERS ATTEMPTED	29, vs. Northwestern State	10, vs. Jacksonville State
3-POINT PERCENTAGE	.300 (3-10) vs. Jacksonville State	.222 (4-18) vs. Murray State
FREE THROWS MADE	28, vs. Nicholls	10, vs. Northwestern State
FREE THROWS ATTEMPTED	41, vs. Nicholls	10, vs. Jacksonville State
FREE THROW PERCENTAGE	.742 (23-31) vs. Jacksonville State	.556 (10-18) vs. Northwestern State
REBOUNDS	47, vs. Jacksonville State	39, vs. Nicholl
OFFENSIVE REBOUNDS	17, 2x, vs. Jacksonville State	11, vs. Nicholls
DEFENSIVE REBOUNDS	30, vs. Jacksonville State	26, vs. Northwestern State
REBOUND MARGIN	+14, vs. Jacksonville State	+1, vs. Northwestern State
ASSISTS	23, vs. Northwestern State	11, vs. Murray State
TURNOVERS	13, 2x, vs. Murray State	9, vs. Jacksonville State
BLOCKED SHOTS	7, vs. Nicholls	3, vs. Jacksonville State
STEALS	9, vs. Jacksonville State	4, vs. Northwestern State
FOULS	24, vs. Northwestern State	18, vs. Jacksonville State

OPPONENTS

	HIGH	LOW
POINTS SCORED	111, Northwestern State	54, Jacksonville State
POINTS, FIRST HALF	39, Northwestern State	19, Jacksonville State
POINTS, SECOND HALF	72, Northwestern State	25, Nicholls
POINT DIFFERENTIAL	+19, Northwestern State	-24, Jacksonville State
FIELD GOALS MADE	36, Northwestern State	18, Jacksonville State
FIELD GOALS ATTEMPTED	72, Northwestern State	52, Jacksonville State
FIELD GOAL PERCENTAGE	.500 (36-72) Northwestern State	.339 (19-56) Nicholls
3-POINTERS MADE	14, Northwestern State	6, 2x, Jacksonville State
3-POINTERS ATTEMPTED	27, Northwestern State	15, Jacksonville State
3-POINT PERCENTAGE	.519 (14-27) Northwestern State	.250 (6-24) Nicholls
FREE THROWS MADE	25, Northwestern State	10, 2x, Murray State
FREE THROWS ATTEMPTED	27, Northwestern State	21, Murray State
FREE THROW PERCENTAGE	.862 (25-29) Northwestern State	.455 (10-22) Nicholls
REBOUNDS	42, Northwestern State	31, Murray State
OFFENSIVE REBOUNDS	15, Nicholls	11, 2x, Murray State
DEFENSIVE REBOUNDS	31, Northwestern State	19, Nicholls
REBOUND MARGIN	-1, Northwestern State	-14, Jacksonville State
ASSISTS	20, Northwestern State	11, 2x, Jacksonville State
TURNOVERS	14, 2x, Jacksonville State	10, Northwestern State
BLOCKED SHOTS	4, 3x, Murray State	1, Nicholls
STEALS	7, Northwestern State	2, Murray State
FOULS	31, Nicholls	17, Northwestern State

LARGEST LEAD/LARGEST DEFICIT						
DATE	OPPONENT	RESULT	LARGEST LEAD	LARGEST DEFICIT	TIED	LEAD CHANGES
Nov. 8	Nicholls	W, 76-54	27 (68-41, 8:24 2nd)	--	1	0
Nov. 15	Northwestern State	L, 92-111	14 (63-49, 16:30 2nd)	20 (89-108, 1:10 2nd)	9	6
Nov. 19	Jacksonville State	W, 78-54	31 (73-42, 4:02 2nd)	--	1	0
Nov. 23	Murray State	W, 75-67	12 (65-53, 4:47 2nd)	1 (36-37, 17:29 2nd)	2	2
Nov. 26	Tennessee State					
Dec. 2	at Iowa State					
Dec. 8	vs. Illinois (Atlanta)					
Dec. 19	Clemson					
Dec. 22	Boston College					
Dec. 30	Arkansas-Pine Bluff					
Jan. 4	Florida A&M					
Jan. 9	at Ole Miss					
Jan. 11	Missouri					
Jan. 15	at Tennessee					
Jan. 18	Florida					
Jan. 22	at Mississippi State					
Jan. 25	at Arkansas					
Jan. 29	Alabama					
Feb. 1	Georgia					
Feb. 5	at South Carolina					
Feb. 8	at LSU					
Feb. 12	Kentucky					
Feb. 15	Mississippi State					
Feb. 19	at Florida					
Feb. 22	Vanderbilt					
Feb. 26	South Carolina					
Mar. 1	at Alabama					
Mar. 5	Tennessee					
Mar. 8	at Texas A&M					

SPECIALTY STATS (AUBURN-OPPONENT)							
DATE	OPPONENT	RESULT	PTS. OFF TURN.	2ND CHANCE	PAINT	FAST BREAK	BENCH
Nov. 8	Nicholls	W, 76-54	20-15	14-11	34-20	8-2	18-23
Nov. 15	Northwestern State	L, 92-111	14-12	19-14	50-34	8-8	17-26
Nov. 19	Jacksonville State	W, 78-54	23-11	26-12	44-24	2-2	32-18
Nov. 23	Murray State	W, 75-67	19-2	18-11	34-28	4-6	7-14
Nov. 26	Tennessee State						
Dec. 2	at Iowa State						
Dec. 8	vs. Illinois (Atlanta)						
Dec. 19	Clemson						
Dec. 22	Boston College						
Dec. 30	Arkansas-Pine Bluff						
Jan. 4	Florida A&M						
Jan. 9	at Ole Miss						
Jan. 11	Missouri						
Jan. 15	at Tennessee						
Jan. 18	Florida						
Jan. 22	at Mississippi State						
Jan. 25	at Arkansas						
Jan. 29	Alabama						
Feb. 1	Georgia						
Feb. 5	at South Carolina						
Feb. 8	at LSU						
Feb. 12	Kentucky						
Feb. 15	Mississippi State						
Feb. 19	at Florida						
Feb. 22	Vanderbilt						
Feb. 26	South Carolina						
Mar. 1	at Alabama						
Mar. 5	Tennessee						
Mar. 8	at Texas A&M						

• **Exhibition Game 1 •**
Auburn 109, Victory 67
October 28, 2013
Auburn Arena • Auburn, Ala.

Chris Denson scored 21 points with seven rebounds and four assists to lead five Tigers in double figures as Auburn defeated Victory University 109-67 in its exhibition opener on Monday in Auburn Arena.

Auburn shot 60 percent from the floor for the game and led 56-31 at the break after a 3-pointer by Dion Wade at the half-time buzzer. The Tigers held Victory to 23 percent shooting (7-of-30) in the first half.

Freshman point guard Tahj Shamsid-Deen scored 16 points on 4-of-5 from outside with four assists. Benas Griunas added 15 points off the bench while KT Harrell and Asaun Dixon Tatum each scored 14 points.

Malcolm Canada totaled nine points with nine assists. The Tigers finished with 25 assists on 43 field goals. Auburn out-rebounded Victory 51-33 led by eight rebounds from Chris Griffin.

Tyrell Hursey and Michael Davis each scored 20 points to pace the Eagles.

Victory	FG	3FG	FT	R	FTP	A	T	B	S	M
Bernans, Kristaps, F	1-4	1-1	3-7	5	2	6	1	2	0	1
Hursey, Tyrell, F	4-12	4-9	8-14	6	2	20	2	3	0	1
Starovic, Marko, C	0-4	0-0	0-0	4	4	0	0	1	0	1
Downey, Chris, G	1-1	0-0	0-0	0	1	2	0	0	0	1
Stinson, Marico, G	5-13	2-9	0-0	5	2	12	1	2	0	1
Gibson, Tavis	2-7	1-5	0-0	3	0	5	2	0	0	0
Davis, Michael	7-18	1-3	5-6	1	3	20	1	1	0	1
Guy, Marcus	0-1	0-1	0-0	1	0	0	1	0	0	0
Morelli, Michael	0-4	0-3	0-0	0	3	0	1	2	0	0
Hill, Tevin	0-2	0-0	2-2	1	1	2	3	0	0	1
Sanders, Avery	0-0	0-0	0-0	1	0	0	0	0	0	0
TEAM	6									
Totals	20-66	9-31	18-29	33	18	67	12	11	0	7

FG%: 1st Half 7-30 .233, 2nd Half 13-36 .361, Game 20-66 .303;
 3FG%: 1st Half 4-14 .286, 2nd Half 5-17 .294, Game 9-31 .290;
 FT%: 1st Half 13-20 .650, 2nd Half 5-9 .556, Game 18-29 .621;
 Deadball Rebounds: 8.

Auburn	FG	3FG	FT	R	FTP	A	T	B	S	M
Payne, Allen, F	1-1	0-0	0-2	5	1	2	0	1	0	0
Dixon-Tatum, A., C	6-7	0-0	2-2	5	3	14	1	0	1	0
Harrell, KT, G	2-8	2-7	8-10	2	2	14	6	1	0	0
Denson, Chris, G	9-15	2-5	1-3	7	1	21	4	1	0	0
Shamsid-Deen, T., G	6-8	4-5	0-0	2	2	16	4	0	0	0
Waddell, Devin	0-0	0-0	0-0	0	0	0	0	0	0	0
Wade, Dion	3-5	2-4	0-0	6	2	8	1	1	1	0
Thompson, Alex	0-1	0-1	0-0	3	2	0	1	0	0	0
Canada, Malcolm	4-6	0-0	1-3	3	2	9	1	1	3	23
Holmes, C.J.	0-0	0-0	0-0	0	0	0	0	0	0	0
Granger, Jordan	1-3	0-0	0-0	6	0	2	0	2	1	0
Griunas, Benas	7-8	0-1	1-2	4	5	15	0	0	2	1
Griffin, Chris	4-10	0-4	0-0	8	3	8	0	1	0	1
TEAM										
Totals	43-72	10-27	13-22	51	23	109	25	10	6	5

FG%: 1st Half 20-34 .588, 2nd Half 23-38 .605, Game 43-72 .597;
 3FG%: 1st Half 5-12 .417, 2nd Half 5-15 .333, Game 10-27 .370;
 FT%: 1st Half 11-16 .688, 2nd Half 2-6 .333, Game 13-22 .591;
 Deadball Rebounds: 3.

SCORE BY PERIODS	1	2	F
Victory	31	36	--
Auburn	56	53	--

OFFICIALS--Pat Adams, Byron Jarrett, Mark Ellard
 TECHNICAL FOULS--None
 ATTENDANCE--3,051

• **Exhibition Game 2 •**
Auburn 99, Paine 64
October 28, 2013
Auburn Arena • Auburn, Ala.

KT Harrell led five Auburn players in double-figures with 25 points as the Auburn basketball team defeated Paine College, 99-64, on Friday night in the team's final exhibition game. Auburn opens the regular season in a week against Nicholls State.

Harrell, who transferred from Virginia and sat out last season, went 9-for-14 from the floor, including 3-for-5 from behind the 3-point line. Two of his 3-pointers came in his 12-point first half as Auburn raced out to a 52-31 halftime lead.

Chris Denson also had a big night, finishing with 24 points on 8-for-10 shooting. The senior guard, who led the team with 21 points in the exhibition win over Victory on Monday, was 6-for-7 from the free throw line, where as a team Auburn shot 80 percent (16-for-20).

Center Asaun Dixon-Tatum and Benas Griunas each went for 11 points and combined to grab 14 rebounds, eight by Benas, while starting point guard Tahj Shamsid-Deen added 11 points and seven assists.

Auburn jumped out to a five-point lead, 7-2, just one minute into the game as Chris Griffin (nine points) and Harrell each connected on a 3-pointer on their first shots of the game. Auburn would maintain the 5-point lead for most of the first half before closing out the period on an 11-1 run over the final 5:14.

Auburn used a 15-0 run early in the second half to put the game decidedly out of reach. Leading 58-38 with 17:05 left, Shamsid-Deen hit a 3-pointer to start the run before Harrell went off for nine points, punctuating the run with a dunk off of a steal to make it 73-38 with 12:24 left.

Sean Morgan led Paine with 16 points while Darius Smith scored 14 and Kenny Fluellen 13.

Paine	FG	3FG	FT	R	FTP	A	T	B	S	M
Smith,Darius, F	5-13	1-5	3-5	6	0	14	2	1	0	0
Warner,Jordan, F	2-5	0-0	1-2	7	1	5	0	1	2	0
Morgan,Sean, C	7-10	0-1	2-6	3	16	1	2	0	0	22
Taylor,Kedric, G	1-4	0-0	0-0	1	4	2	3	0	1	19
Fluellen,Kenny, G	5-11	3-6	0-0	4	2	13	2	3	0	0
Hodge,Preston	1-3	0-1	4-4	1	1	6	2	2	0	0
Walker,Markees	0-4	0-4	0-0	0	1	0	0	1	0	0
Libazs,Arnis	0-3	0-0	2-4	3	5	2	0	2	0	0
Compton,Kaderious	0-3	0-1	0-0	1	0	0	0	0	0	0
Caldwell,Adrian	0-0	0-0	0-2	0	2	0	2	1	0	0
Davis,Alfonso	2-4	2-3	0-0	2	0	6	1	2	0	1
Dailey,Gianni	0-1	0-1	0-0	1	0	0	0	1	0	0
Petty,Patrick	0-1	0-0	0-0	0	0	0	0	1	0	0
Flemming,Cederick	0-1	0-0	0-0	1	0	0	0	0	0	0
TEAM	7									
Totals	23-63	6-22	12-23	36	19	64	13	20	2	2

FG%: 1st Half 10-30 .333, 2nd Half 13-33 .394, Game 23-63 .365;
 3FG%: 1st Half 3-11 .273, 2nd Half 3-11 .273, Game 6-22 .273;
 FT%: 1st Half 8-11 .727, 2nd Half 4-12 .333, Game 12-23 .522;
 Deadball Rebounds: 5.

Auburn	FG	3FG	FT	R	FTP	A	T	B	S	M
Griffin, Chris, F	3-6	1-3	0-0	9	1	7	0	2	1	1
Dixon-Tatum, A., C	4-8	0-0	3-4	6	3	11	0	3	2	1
Harrell, KT, G	9-14	3-5	4-4	1	3	25	3	0	0	1
Denson, Chris, G	8-10	2-3	6-7	3	1	24	4	2	0	4
Shamsid-Deen, T., G	4-8	2-5	1-1	1	3	11	7	1	0	2
Payne, Allen	1-2	0-0	0-0	3	2	2	1	1	0	1
Waddell, Devin	0-0	0-0	0-0	0	0	0	0	0	0	0
Wade, Dion	1-3	1-3	0-0	2	1	3	1	1	0	2
Canada, Malcolm	1-2	0-0	1-2	1	0	3	2	0	0	0
Holmes, C.J.	0-0	0-0	0-0	0	0	0	1	0	0	0
Granger, Jordan	1-3	0-0	0-0	4	1	2	1	2	1	1
Griunas, Benas	5-9	0-1	1-2	8	5	11	0	1	0	0
TEAM	1									
Totals	37-65	9-20	16-20	39	20	99	20	13	4	13

FG%: 1st Half 19-35 .543, 2nd Half 18-30 .600, Game 37-65 .569;
 3FG%: 1st Half 6-12 .500, 2nd Half 3-8 .375, Game 9-20 .450;
 FT%: 1st Half 8-11 .727, 2nd Half 8-9 .889, Game 16-20 .800;
 Deadball Rebounds: 3.

SCORE BY PERIODS	1	2	F
Paine	31	33	--
Auburn	52	47	--

OFFICIALS--Mike Kitts, Patrick Evans, Jeffrey Anderson
 TECHNICAL FOULS--None
 ATTENDANCE--3,661

• **Game 1 •**
Auburn 76, Nicholls 54
November 8, 2013
Auburn Arena • Auburn, Ala.

Guards KT Harrell and Chris Denson combined for 41 points as the Auburn men's basketball team opened the 2013-14 season with a 76-54 win over Nicholls on Friday night at the Auburn Arena.

Harrell, a transfer from Virginia who sat out last season, scored 21 points on 7-for-13 shooting, hitting a pair of 3-pointers and five free throws. The junior from Montgomery had 15 points at the half and scored Auburn's first five points of the game, hitting a 3-pointer just 15 seconds into the contest and then a layup just 40 seconds later.

Denson, a senior from Columbus, Ga., did most of his damage from the free throw line. He hit a career-high 11 free throws on 14 attempts while shooting 4-for-8 from the floor to finish with 20 points.

Auburn (1-0) led by eight at the half, 37-29, but used a 14-2 run midway through the second half to put the game away. Leading 54-39 with 11:47 left, Malcolm Canada (7 points, 5 rebounds) hit a free throw to start the run while Denson hit a layup to end it with 8:24 left and Auburn up 68-41. Denson would score a total of 8 points during the run, hitting a 3-pointer and three free throws to go along with his layup.

Tahj Shamsid-Deen, who became Auburn's first freshman to start a season-opener at the point since Quantez Robertson in 2005-06, finished with 5 points and 4 assists.

Center Asaun Dixon-Tatum finished with 8 points, 8 rebounds and 4 blocks.

Auburn finished the game with a 39-34 edge on the boards and held Nicholls (0-1) to just 33.9 percent shooting from the floor, including 25 percent (6-for-24) from 3-point range.

Auburn hit 28 of its 41 free throws while Nicholls attempted just 22, hitting 10.

Nicholls was led by T.J. Carpenter and Jeremy Smith, who each scored 9 points.

Nicholls	FG	3FG	FT	R	FTP	A	T	B	S	M
Thomas, Liam, F	0-0	0-0	0-0	1	4	0	0	0	1	0
Horace, JaMarkus, F	3-6	0-0	1-2	7	3	7	1	1	0	0
Thomas, Dantrell, G	2-6	1-2	3-4	3	4	8	1	4	0	0
Smith, Jeremy, G	2-4	1-2	4-4	3	9	1	1	0	0	0
Rillieux, Shane, G	3-4	0-0	1-4	0	4	7	0	2	0	0
Torres, Amin	1-2	0-1	0-2	2	1	2	1	0	0	0
Maciel, Pedro	0-0	0-0	0-0	2	3	0	3	1	0	0
Julien, Travis	1-8	0-5	0-0	2	1	2	2	2	0	1
Frye, Ja'Dante	0-2	0-1	0-2	3	0	0	0	0	0	0
Towers, Cade	3-8	1-2	1-4	5	3	8	1	2	0	1
Carpenter, T.J.	3-12	3-8	0-0	1	3	9	1	1	0	1
Doyle, Luke	1-4	0-3	0-0	2	2	0	0	0	0	0
TEAM	3									
Totals	19-56	6-24	10-22	34	31	54	11	14	1	3

FG%: 1st Half 11-27 .407, 2nd Half 8-29 .276, Game 19-56 .339;
 3FG%: 1st Half 4-10 .400, 2nd Half 2-14 .143, Game 6-24 .250;
 FT%: 1st Half 3-6 .500, 2nd Half 7-16 .438, Game 10-22 .455;
 Deadball Rebounds: 6.

Auburn	FG	3FG	FT	R	FTP	A	T	B	S	M
Payne, Allen, F	1-3	0-1	2-4	2	0	4	3	0	1	2
Dixon-Tatum, A., C	3-4	0-0	2-3	8	3	8	1	2	4	0
Harrell, KT, G	7-13	2-4	5-7	5	1	21	1	4	1	0
Denson, Chris, G	4-8	1-2	11-14	4	0	20	3	2	0	0
Shamsid-Deen, T., G	2-4	0-1	1-2	1	3	5	4	1	0	1
Wade, Dion	2-6	1-5	0-0	6	4	5	1	0	0	0
Canada, Malcolm	1-2	0-0	5-8	5	2	7	1	2	0	2
Granger, Jordan	0-0	0-0	2-2	2	2	0	1	0	0	0
Griunas, Benas	2-4	0-0	0-1	3	4	4	0	1	1	0
Griffin, Chris	0-2	0-2	0-0	2	0	0	0	0	0	0
TEAM	1									
Totals	22-46	4-15	28-41	39	19	76	14	13	7	5

FG%: 1st Half 10-24 .417, 2nd Half 12-22 .545, Game 22-46 .478;
 3FG%: 1st Half 2-8 .250, 2nd Half 2-7 .286, Game 4-15 .267;
 FT%: 1st Half 15-19 .789, 2nd Half 13-22 .591, Game 28-41 .683;
 Deadball Rebounds: 7.

SCORE BY PERIODS	1	2	F
Nicholls	29	25	--
Auburn	37	39	--

OFFICIALS--Antinio Petty, Willi CJ Washington, Tracy Woodson
 TECHNICAL FOULS--None
 ATTENDANCE--4,196

• Game 2 •

Northwestern State 111, Auburn 92
November 15, 2013
Auburn Arena • Auburn, Ala.

Chris Denson scored a career-high 29 points, but Auburn basketball fell to Northwestern State 111-92 on Friday in Auburn Arena.

Denson scored 20 points in the first half as the Tigers (1-1) built a 48-39 lead. He also tied his career highs with nine rebounds and five assists.

The Demons shot 67.6 percent (23-of-34) from the floor after halftime, including 7-of-11 (63.6 percent) from 3-point range as they erased a 14-point Auburn lead with 16 minutes remaining in the game.

Northwestern State (2-0) scored 72 points in the second half as they opened a lead all the way to 20 points with 70 seconds left in the game.

Jalan West scored 30 points on 5-of-8 shooting from deep to pace five demons in double figures. Gary Stewart added 23 points.

KT Harrell added 21 points for Auburn. Allen Payne had 10 points, eight rebounds and four assists. Chris Griffin scored 13 points off the bench.

Northwestern St.	FG	3FG	FT	R	FTP	A	T	B	S	M
Robinson, Patrick, F	1-4	0-0	0-0	4	2	2	0	0	1	17
Hicks, DeQuan, F	3-9	0-1	8-9	4	2	14	3	4	1	26
West, Jalan, G	10-15	5-8	5-7	9	3	30	6	2	0	35
White, Brison, G	6-17	2-6	2-2	7	1	16	4	0	1	35
Stewart, Gary, G	7-11	5-8	4-4	2	0	23	0	1	1	35
Joseph, Tra'von	1-1	1-1	0-0	0	0	3	1	0	0	5
Adams, Dustin	0-1	0-0	0	1	0	0	0	1	0	4
Washington, Tyler	0-1	0-0	0-0	0	1	0	0	1	0	4
Killian, Matt	0-0	0-0	0-0	0	0	0	0	0	0	5
Thompson, Sabri	1-2	1-2	0-0	3	3	2	1	0	0	7
Woodley, Zikiteran	7-8	0-0	4-5	4	1	18	1	0	0	16
King, Ryan	0-1	0-0	2-2	2	0	2	0	0	0	2
Frazier, Marvin	0-2	0-1	0-0	2	2	0	1	1	0	9
TEAM				4						
Totals	36-72	14-27	25-29	42	17	111	20	10	4	7 200

FG%: 1st Half 13-38 .342, 2nd Half 23-34 .676, Game 36-72 .500;
3FG%: 1st Half 7-16 .438, 2nd Half 7-11 .636, Game 14-27 .519;
FT%: 1st Half 6-8 .750, 2nd Half 19-21 .905, Game 25-29 .862;
Deadball Rebounds: 3.

Auburn	FG	3FG	FT	R	FTP	A	T	B	S	M
Payne, Allen, F	5-10	0-0	0-0	8	1	10	4	1	0	1 29
Dixon-Tatum, A., C	2-4	0-0	2-2	6	5	6	0	2	0	15
Harrell, KT, G	7-20	2-11	5-7	4	3	21	4	2	1	33
Denson, Chris, G	12-18	2-5	3-7	9	4	29	5	1	1	37
Shamsid-Deen, T, G	4-12	1-6	0-2	2	1	9	4	2	0	25
Wade, Dion	0-1	0-1	0-0	1	1	0	0	1	0	6
Canada, Malcolm	0-3	0-0	0-0	2	3	0	4	1	0	15
Granger, Jordan	1-1	0-0	0-0	4	3	2	1	0	0	14
Gricunas, Benas	1-3	0-1	0-0	2	2	0	0	1	0	9
Griffin, Chris	5-9	3-5	0-0	4	1	13	1	2	2	17
TEAM				1						
Totals	37-81	8-29	10-18	43	24	92	23	12	5	4 200

FG%: 1st Half 20-38 .526, 2nd Half 17-43 .395, Game 37-81 .457;
3FG%: 1st Half 2-9 .222, 2nd Half 6-20 .300, Game 8-29 .276;
FT%: 1st Half 6-14 .429, 2nd Half 4-4 1.000, Game 10-18 .556;
Deadball Rebounds: 3.

SCORE BY PERIODS	1	2	F
Northwestern State	39	72	-- 111
Auburn	48	44	-- 92

OFFICIALS--Doug Shows, James Breeding, James Barker
TECHNICAL FOULS--None
ATTENDANCE--5,823

• Game 3 •

Auburn 78, Jacksonville State 54
November 19, 2013
Auburn Arena • Auburn, Ala.

Chris Denson scored 15 points and KT Harrell added 14 points as Auburn defeated Jacksonville State 78-54 on Tuesday in Auburn Arena.

Auburn (2-1) never trailed after taking an early 3-2 lead on a free throw by Asaahn Dixon-Tatum. The Tigers held a 33-19 advantage at the half.

Back-to-back 3-pointers by Dion Wade and a free throw from Benas Gricunas capped a 13-0 run as Auburn stretched its lead to 57-30 with 10:42 remaining in the game.

The Tigers' bench scored 32 points on the night led by Malcolm Canada's 10 points and nine from Wade. Dixon-Tatum had nine points, seven rebounds and two blocks.

D.J. Felder finished with 16 points and 12 rebounds to lead the Gamecocks (0-5).

Jacksonville State	FG	3FG	FT	R	FTP	A	T	B	S	M
Felder, D.J., F	5-11	0-0	6-9	12	5	16	0	1	0	1 29
Cook, Nick, F	1-4	0-0	1-1	3	1	3	1	2	0	11
Rackley, Darion, G	2-5	1-4	2-2	2	3	7	1	5	0	30
White, Grant, G	2-8	1-3	2-4	3	2	7	1	3	0	1 26
Williams, Brian, G	1-7	0-1	1-6	0	1	3	1	2	1	0 33
Mitchem, Undra	2-8	0-0	0-2	1	6	1	1	0	0	17
Smith, Giovanni	1-2	1-2	0-0	0	0	3	2	0	0	12
Louder, Michael	1-3	0-0	0-0	2	2	2	0	1	0	0 10
McCreynolds, Rod	1-1	1-1	0-0	0	0	3	0	0	0	0 2
Clemmons, Teraes	0-0	0-0	0-0	0	0	3	0	1	0	0 9
Hunter, Jamal	2-3	0-0	0-2	2	3	4	3	0	1	2 21
TEAM				7						
Totals	18-52	6-15	12-24	33	21	54	11	14	4	4 200

FG%: 1st Half 8-27 .296, 2nd Half 10-25 .400, Game 18-52 .346;
3FG%: 1st Half 2-8 .250, 2nd Half 4-7 .571, Game 6-15 .400;
FT%: 1st Half 1-4 .250, 2nd Half 11-20 .550, Game 12-24 .500;
Deadball Rebounds: 3,1.

Auburn	FG	3FG	FT	R	FTP	A	T	B	S	M
Payne, Allen, F	2-3	0-1	0-0	6	3	4	1	2	0	2 24
Dixon-Tatum, A., C	4-9	0-0	1-2	7	1	9	0	1	2	1 20
Harrell, KT, G	4-7	1-1	5-5	3	4	14	0	0	0	23
Denson, Chris, G	5-11	0-0	5-8	6	0	15	2	0	0	3 29
Shamsid-Deen, T, G	2-7	0-1	0-0	1	3	4	2	0	1	24
Waddell, Devin	0-0	0-0	0-0	0	1	0	0	0	0	1
Wade, Dion	3-5	2-4	1-1	1	1	9	2	0	0	0 17
Thompson, Alex	0-1	0-1	1-2	4	1	1	1	0	0	9
Canada, Malcolm	2-4	0-0	6-7	3	0	10	0	1	0	1 15
Holmes, C.J.	1-1	0-0	0-0	0	0	2	0	0	0	0 1
Granger, Jordan	1-3	0-0	0-0	5	1	2	1	2	1	1 17
Gricunas, Benas	2-7	0-2	4-6	3	3	8	1	1	0	0 20
TEAM				8						
Totals	26-58	3-10	23-31	47	18	78	12	9	3	9 200

FG%: 1st Half 13-27 .481, 2nd Half 13-31 .419, Game 26-58 .448;
3FG%: 1st Half 0-5 .000, 2nd Half 3-5 .600, Game 3-10 .300;
FT%: 1st Half 7-10 .700, 2nd Half 16-21 .762, Game 23-31 .742;
Deadball Rebounds: 2.

SCORE BY PERIODS	1	2	F
Jacksonville State	19	35	-- 54
Auburn	33	45	-- 78

OFFICIALS--Jeffery Clark, Vladimir Voyard-Tadal, Karl Hess
TECHNICAL FOULS--None
ATTENDANCE--4,016

• Game 4 •

Auburn 75, Murray State 67
November 23, 2013
Auburn Arena • Auburn, Ala.

KT Harrell went for 17 points and 10 rebounds while Chris Denson had his third 20-point game of the season, scoring 23, as Auburn defeated Murray State, 75-67, on Saturday night.

Tied at 44-44 with 14:17 left in the game, Auburn (3-1) went on an 8-0 run over the next three-and-a-half minutes. Denson hit three shots in the run as Auburn went up 52-44. Denson would score 19 of his points after intermission, hitting 7-of-9 from the floor and 5-of-9 from the free throw line, collecting his seventh consecutive double-digit scoring game dating to last season.

Murray State would trim the lead to a bucket, 53-51, with 9:08 left but was never able to tie it up as Auburn scored the next seven points to extend the lead to nine, 60-51.

The lead would grow to 12 twice, the last coming at 67-55 with 4:06 left.

Asaahn Dixon-Tatum finished with 10 points and 6 rebounds for Auburn while Allen Payne had 7 points and tied his career-high with 10 rebounds.

Point guard Tahj Shamsid-Deen scored 11 points as Auburn had four players in double figures for the first time this season.

Jeffery Moss and Cameron Payne each had 16 points for Murray State (2-3).

Murray State	FG	3FG	FT	R	FTP	A	T	B	S	M
Fairell, Jonathan, F	0-1	0-0	1-2	3	5	1	0	2	1	0 9
Williams, Jarvis, F	6-8	0-0	1-4	9	4	13	3	2	3	0 38
Moss, Jeffery, F	6-8	4-5	0-0	2	3	16	1	1	0	0 36
Payne, Cameron, G	7-20	2-7	0-1	4	4	16	5	1	0	2 32
Fields, Dexter G	2-8	1-3	2-2	4	2	7	1	4	0	0 37
Ford, C.J.	1-2	0-1	2-2	1	2	4	1	0	0	0 13
Rambo, Tyler	2-7	0-0	4-10	6	2	8	2	0	0	0 29
Gilmore, Terron	1-1	0-0	0-0	1	5	2	0	1	0	0 6
TEAM				1						
Totals	25-55	7-16	10-21	31	27	67	13	11	4	2 200

FG%: 1st Half 11-27 .407, 2nd Half 14-28 .500, Game 25-55 .455;
3FG%: 1st Half 1-6 .167, 2nd Half 6-10 .600, Game 7-16 .438;
FT%: 1st Half 5-11 .455, 2nd Half 5-10 .500, Game 10-21 .476;
Deadball Rebounds: 3,1.

Auburn	FG	3FG	FT	R	FTP	A	T	B	S	M
Payne, Allen, F	2-6	0-2	3-3	10	2	7	1	1	0	0 34
Dixon-Tatum, A., C	4-5	0-0	2-4	6	4	10	0	4	3	0 26
Harrell, KT, G	5-15	1-6	6-7	10	2	17	2	5	0	2 35
Denson, Chris, G	7-13	0-2	9-15	5	2	23	3	0	0	2 35
Shamsid-Deen, T, G	3-8	2-5	3-4	0	2	11	2	1	0	1 30
Wade, Dion	1-1	1-1	0-0	0	1	3	1	0	0	0 8
Canada, Malcolm	1-5	0-2	0-0	1	1	2	0	0	0	0 10
Granger, Jordan	0-0	0-0	0-0	3	3	0	0	0	0	0 9
Gricunas, Benas	1-1	0-0	0-0	3	4	2	0	2	1	0 13
TEAM				3						
Totals	24-54	4-18	23-33	41	21	75	11	13	4	5 200

FG%: 1st Half 10-25 .400, 2nd Half 14-29 .483, Game 24-54 .444;
3FG%: 1st Half 2-10 .200, 2nd Half 2-8 .250, Game 4-18 .222;
FT%: 1st Half 10-15 .667, 2nd Half 13-18 .722, Game 23-33 .697;
Deadball Rebounds: 5.

SCORE BY PERIODS	1	2	F
Murray State	28	39	-- 67
Auburn	32	43	-- 75

OFFICIALS--Antinio Petty; Marc Ellard, Tim Gattis
TECHNICAL FOULS--None
ATTENDANCE--4,171



TONY BARBEE

Head Coach

Fourth Season at Auburn • 38-60 (.388)

Eighth Season Overall • 120-112 (.517)

Tony Barbee's All-Time Record

Head Coaching Record

Year	School	Record	Pct.	Conf. (Finish)	Postseason/Notes
2006-07	UTEP	14-17	.452	6-10 (10th)	
2007-08	UTEP	19-14	.576	8-8 (t-6th)	College Basketball Inv. semifinals
2008-09	UTEP	23-14	.622	10-6 (t-4th)	College Basketball Inv. runner-up
2009-10	UTEP	26-7	.788	15-1 (1st)	NCAA (First Round) / C-USA Coach of the Year
2010-11	Auburn	11-20	.355	4-12 (5th, West)	
2011-12	Auburn	15-16	.484	5-11 (10th)	
2012-13	Auburn	9-23	.281	3-15 (14th)	
2013-14	Auburn	3-1	.750		
Total	8 Years	120-112	.517	51-63 (.447)	

Assistant Coaching Record

Year	School	Record	Pct.	Conf. (Finish)	Postseason/Notes
1995-96	UMass (grad asst)	35-2	.946	15-1 (1st)	NCAA (Final Four)/A-10 Tournament Champions
1996-97	UMass	19-14	.575	11-5 (3rd, East)	NCAA (First Round)
1997-98	UMass	21-11	.656	12-4 (t-2nd, East)	NCAA (First Round)
1998-99	Wyoming	18-10	.643	7-7 (t-4th, Mountain)	NIT (Second Round)
1999-00	UMass	17-16	.515	9-7 (3rd, East)	NIT (First Round)
2000-01	Memphis	21-15	.583	10-6 (2nd, National)	NIT (Third Place)
2001-02	Memphis	27-9	.750	12-4 (1st, National)	NIT (Champions)
2002-03	Memphis	23-7	.767	13-3 (1st, National)	NCAA (First Round)
2003-04	Memphis	22-8	.733	12-4 (co-Champions)	NCAA (Second Round)
2004-05	Memphis	22-16	.579	9-7 (t-6th)	NIT (Semifinals)
2005-06	Memphis	33-4	.892	13-1 (Champions)	NCAA (Elite 8)/C-USA Tournament Champions
Total	11 Years	258-112	.697	123-49 (.715)	

Collegiate Playing Record

1989-90	UMass	17-14	.548	10-8 (6th)	NIT (First Round), Atlantic-10 All-Freshman
1990-91	UMass	20-13	.606	10-8 (t-3rd)	NIT (Final Four), Atlantic-10 2nd Team
1991-92	UMass	30-5	.857	13-3 (Champions)	NCAA (Sweet 16), Atlantic-10 Tournament Champs
1992-93	UMass	24-7	.774	11-3 (Champions)	NCAA (Second Round), A-10 2nd Team; A-10 Tour. Champs.
Totals	4 Years	91-39	.700	44-22 (.667)	

23-year Division I Coaching, Playing Record: 469-263 (.641)

Tony Barbee • Career Highlights

- 23-year coaching and playing record of 469-263 (.641)
- Postseason 18 of 22 years as a head coach, assistant coach and player
- 8-year head coaching record: 120-112 (.517)
- Averaged 16.7 wins per season as a head coach coming into 2013-14 season
- 2010 Conference USA Champions
- 2010 Conference USA Coach of the Year
- NABC District 11 Coach of the Year
- 2010 NCAA Tournament
- 1996 NCAA Tournament Final Four
- 2006 NCAA Tournament Elite 8
- 1992 NCAA Tournament Sweet 16
- 9 NCAA Tournament appearances (seven as a coach, two as a player)
- 6 Conference Championships
- 4 Conference Tournament Championships
- No. 3 recruiter in nation by Rivals.com
- 6 national top 10 recruiting classes
- 4 players coached are in NBA
- 2002 NIT Champions
- Played professional basketball in Spain
- 2-time All-Atlantic 10 2nd-team (1991, 1993)
- All-Atlantic 10 Freshman Team (1990)
- Four-year record of 91-39 (.700) as a stand-out at UMass from 1989-93
- Won back-to-back Atlantic 10 Conference regular season and tournament titles in 1992 and 1993
- Scored 1,643 career points at UMass
- Will be inducted into UMass Hall of Fame on Jan. 26, 2014

HEAD COACH TONY BARBEE

Tony Barbee Vs. All Teams

Team	Totals	Home	Away	Neutral	Team	Totals	Home	Away	Neutral
Air Force	1-0	1-0	0-0	0-0	St. Francis (N.Y.)	1-0	0-0	0-0	1-0
Alabama	1-5	1-2	0-3	0-0	St. Mary's	1-0	0-0	0-0	1-0
Arkansas	0-6	0-3	0-3	0-0	Sam Houston State	1-0	1-0	0-0	0-0
Alcorn State	1-0	1-0	0-0	0-0	Samford	0-1	0-1	0-0	0-0
Arizona State	0-1	0-0	0-0	0-1	Santa Clara	0-1	0-0	0-1	0-0
Arkansas-Pine Bluff	5-0	5-0	0-0	0-0	Seton Hall	0-1	0-0	0-1	0-0
Bethune-Cookman	1-0	1-0	0-0	0-0	SE Louisiana	1-0	1-0	0-0	0-0
Boston College	0-1	0-0	0-1	0-0	SMU	8-1	4-0	3-1	1-0
BYU	0-1	0-1	0-0	0-0	South Carolina	3-0	1-0	2-0	0-0
Butler	0-1	0-0	0-0	0-1	South Florida	1-1	1-0	0-1	0-0
Campbell	0-1	0-1	0-0	0-0	Southern Miss	6-2	5-0	1-2	0-0
Chicago State	0-1	0-1	0-0	0-0	Syracuse	0-1	0-0	0-1	0-0
UC-Davis	1-0	1-0	0-0	0-0	Tennessee	0-3	0-2	0-1	0-0
UC-Riverside	1-0	1-0	0-0	0-0	Tennessee Tech	1-0	1-0	0-0	0-0
College of Charleston	1-0	0-0	1-0	0-0	Texas A&M	0-3	0-1	0-1	0-1
Dayton	0-1	0-0	0-0	0-1	Texas A&M-C.C.	1-0	0-0	0-0	1-0
DePaul	0-1	0-1	0-0	0-0	Texas Pan Am	1-0	1-0	0-0	0-0
East Carolina	3-1	2-0	1-1	0-0	Texas Southern	4-0	3-0	1-0	0-0
Florida	0-3	0-2	0-1	0-0	Texas State	1-0	1-0	0-0	0-0
Florida State	2-1	2-0	0-1	0-0	Texas Tech	1-3	1-1	0-2	0-0
Furman	1-0	1-0	0-0	0-0	Toledo	1-0	1-0	0-0	0-0
Georgia	1-3	1-0	0-2	0-1	Tulane	2-2	2-0	0-2	0-0
Georgia Southern	3-0	3-0	0-0	0-0	Tulsa	4-6	2-2	2-3	0-1
Georgia Southwestern	1-0	1-0	0-0	0-0	UAB	4-4	3-1	1-3	0-0
Grambling State	2-0	2-0	0-0	0-0	UCF	3-2	1-1	1-1	1-0
Hawaii	1-0	0-0	1-0	0-0	UNC Asheville	0-1	0-1	0-0	0-0
Houston	5-6	3-1	1-3	1-2	UNLV	0-2	0-1	0-1	0-0
Illinois	0-1	0-0	0-0	0-1	USC-Upstate	2-0	2-0	0-0	0-0
IPFW	1-0	1-0	0-0	0-0	Utah	0-1	0-1	0-0	0-0
Jackson State	0-1	0-1	0-0	0-0	UTEP	0-1	0-0	0-0	0-1
Jacksonville	0-1	0-1	0-0	0-0	Vanderbilt	0-4	0-2	0-2	0-0
Jacksonville State	1-0	1-0	0-0	0-0	Wake Forest	0-1	0-0	0-0	0-1
James Madison	1-0	0-0	0-0	1-0	Winthrop	0-1	0-1	0-0	0-0
Kennesaw State	1-0	1-0	0-0	0-0	Wyoming	1-0	1-0	0-0	0-0
Kentucky	0-3	0-1	0-2	0-0					
Long Beach State	0-1	0-0	0-0	0-1					
LSU	3-2	2-1	1-1	0-0					
Marshall	4-0	2-0	2-0	0-0					
McNeese State	1-0	1-0	0-0	0-0					
Memphis	1-3	0-2	1-1	0-0					
Middle Tennessee State	1-0	1-0	0-0	0-0					
Mississippi	2-6	2-1	0-3	0-2					
Mississippi State	2-3	2-0	0-3	0-0					
Missouri	0-1	0-0	0-1	0-0					
Murray State	1-1	1-0	0-0	0-1					
Nevada	1-0	0-0	1-0	0-0					
New Mexico	2-1	1-1	1-0	0-0					
New Mexico State	4-4	2-2	2-2	0-0					
Nicholls State	2-0	2-0	0-0	0-0					
Norfolk State	1-0	1-0	0-0	0-0					
North Carolina A&T	1-0	1-0	0-0	0-0					
North Florida	1-0	1-0	0-0	0-0					
Northeastern	1-0	1-0	0-0	0-0					
Northwestern State	0-1	0-1	0-0	0-0					
Oklahoma	1-0	0-0	0-0	1-0					
Oregon State	1-2	1-1	0-1	0-0					
Pennsylvania	1-0	0-0	0-0	1-0					
Presbyterian College	0-1	0-1	0-0	0-0					
Rhode Island	0-1	0-1	0-0	0-0					
Rice	3-2	2-0	1-1	0-1					
Richmond	1-0	0-0	1-0	0-0					
Rutgers	0-1	0-0	0-0	0-1					

AUBURN TEAM SUPERLATIVES UNDER BARBEE

Most Points Scored

1. 92 Northwestern State	11/15/13
92 Grambling State	12/11/12
3. 88 Mississippi State	2/4/12
88 Georgia Southern	12/29/10
5. 84 North Florida	12/17/11
84 McNeese State	11/11/11

Fewest Points Allowed

1. 37 Alabama	2/6/13
2. 40 South Florida	12/14/11
3. 41 Bethune-Cookman	1/2/12
4. 42 Grambling State	12/11/12
5. 45 Grambling State	12/31/10
45 Florida	1/20/11

Field Goals Made

1. 37 Northwestern State	11/15/13
2. 34 Grambling State	12/11/12
3. 33 McNeese State	11/11/11
4. 31 Georgia Southwestern	11/30/10
31 at Arkansas	1/16/13

Field Goals Attempted

1. 81 Northwestern State	11/15/13
2. 69 at Georgia	2/5/11
3. 68 at Mississippi State	3/9/13
68 Nicholls State	11/25/11
68 at Arkansas	1/25/11

Field-Goal Percentage

1. .585 at South Carolina	1/12/13 (24-41)
2. .549 Georgia Southern	12/30/11 (28-51)
3. .540 Grambling State	12/11/12 (34-63)
4. .532 McNeese State	11/11/11 (33-62)
5. .517 Ga. Southerwestern	11/30/10 (31-60)

3-Point Field Goals Made

1. 11 at Arkansas	1/16/13
11 vs Illinois	12/29/12
11 Grambling State	12/11/12
11 Rhode Island 1	1/25/12
5. 9 Arkansas-Pine Bluff	11/28/11
9 at Georgia	2/5/11

3-Point Field Goals Attempted

1. 29 Northwestern State	11/15/13
2. 27 Rhode Island	11/25/12
3. 26 Tennessee	3/6/13
4. 24 at LSU	1/17/12
24 LSU	1/8/11

3-Point FG Percentage

1. .600 Arkansas-Pine Bluff	11/28/11 (9-15)
2. .538 at Kentucky	2/9/13 (7-13)
3. .533 Kennesaw State	11/14/11 (8-15)
4. .500 at Georgia	2/5/11 (9-18)
.500 Mississippi State	2/12/11 (6-12)

Free Throws Made

1. 32 at Missouri	2/2/13
2. 31 Ole Miss	3/2/11
3. 30 Tennessee Tech	12/18/12
4. 28 Nicholls	11/8/13
28 North Florida	12/17/11

Free Throws Attempted

1. 43 North Florida	12/17/11
2. 41 Nicholls	11/8/13
41 Florida State	1/2/13
4. 40 Tennessee Tech	12/18/12
40 Ole Miss	3/2/11
40 Georgia Southern	12/29/10

Free-Throw Percentage

1. 1.000 vs Long Beach State	12/23/11 (6-6)
2. .889 at Missouri	2/2/13 (32-36)
.889 at Vanderbilt	1/23/13 (8-9)
4. .833 South Florida	12/14/11 (15-18)
.833 Kentucky	1/11/12 (10-12)

Most Rebounds

1. 50 UNC Asheville	11/12/10
2. 47 vs. Jacksonville State	11/19/13
47 at South Carolina	1/29/13
4. 45 Florida A&M	12/19/11
5. 44 at Arkansas	1/25/12
44 at LSU	1/17/12
44 Nicholls State	11/25/11

Most Assists

1. 23 Northwestern State	11/15/13
2. 23 Grambling State	12/11/12
3. 21 Rhode Island	11/25/12
4. 20 Bethune-Cookman	1/2/12
20 Georgia Southern	12/30/11

Most Steals

1. 16 Georgia Southern	12/29/10
2. 15 Presbyterian College	12/18/10
3. 13 Grambling State	12/11/12
13 Nicholls State	11/25/11
5. 12 Tennessee Tech	12/18/12
12 at College of Charleston	11/16/12

Most Blocked Shots

1. 17 Nicholls State	11/25/11
2. 11 Bethune-Cookman	1/2/12
3. 8 vs Texas A&M	3/13/13
8 Grambling State	12/31/10
8 UNC Asheville	11/12/10

Fewest Turnovers

1. 3 at Mississippi State	2/4/12
2. 5 Presbyterian College	12/18/10
3. 6 Ole Miss	1/26/13
4. 8 Vanderbilt	3/2/13
8 Nicholls State	11/25/11
8 vs Georgia	3/10/11

AUBURN INDIVIDUAL SUPERLATIVES UNDER BARBEE

Most Points Scored

1. 30 Earnest Ross at Georgia 2/5/11
2. **29 Chris Denson vs. N'western St**11/15/13
3. 28 Frankie Sullivan vs DePaul 11/30/12
- 28 Andre Malone vs Samford 11/19/10
5. 26 Frankie Sullivan at Arkansas 1/16/13
- 26 Frankie Sullivan vs IPFW 11/9/12

Field Goals Made

1. **12 Chris Denson vs. N'western St**11/15/13
- 12 Earnest Ross at Georgia 2/5/11
3. 11 Frankie Sullivan vs IPFW 11/9/12
- 11 Kenny Gabriel vs Beth.-Cook. 1/2/12
5. 10 Kenny Gabriel vs UTEP 12/25/11

Field Goals Attempted

1. 21 Earnest Ross vs LSU 1/8/11
- 21 Andre Malone vs Samford 11/19/10
3. 20 Frankie Sullivan vs Tennessee 3/6/13
- 20 Frankie Sullivan at Arkansas 1/16/13
- 20 Frankie Sullivan vs IPFW 11/9/12

Field-Goal Percentage (min. 5 made)

1. 1.000 Brian Greene Jr at South Carolina 1/12/13 (6-6)
- 1.000 Kenny Gabriel vs McNeese State 11/11/11 (6-6)
3. .900 Chris Denson vs Georgia 3/10/11 (9-10)
4. .846 Kenny Gabriel vs Bethune-Cookman 1/2/12 (11-13)
5. .833 Jordan Price vs Furman 12/15/12 (5-6)
- .833 Chris Denson vs Grambling State 12/11/12 (5-6)
- .833 Jordan Price vs Grambling State 12/11/12 (5-6)
- .833 Adrian Forbes at Arkansas 1/25/11 (5-6)

3-Point Field Goals Made

1. 6 Frankie Sullivan vs Long Beach St. 12/23/11
- 6 Andre Malone vs Samford 11/19/10
3. 5 Frankie Sullivan at Arkansas 1/16/13
- 5 Frankie Sullivan vs Illinois 12/29/12
- 5 Jordan Price vs Rhode Island 11/25/12
- 5 Frankie Sullivan at LSU 1/17/12
- 5 Franie Sullivan vs Kennesaw St. 11/14/11
- 5 Earnest Ross at Georgia 2/5/11
- 5 Earnest Ross vs LSU 1/8/11
- 5 Andre Malone vs Campbell 11/20/10

3-Point Field Goals Attempted

1. 15 Earnest Ross vs LSU 1/8/11
2. 12 Frankie Sullivan vs Illinois 12/29/12
- 12 Frankie Sullivan at LSU 1/17/12
4. **11 KT Harrell vs. N'western St** 11/15/13
- 11 Frankie Sullivan at Arkansas 1/16/13

11 Frankie Sullivan vs Winthrop 12/22/12

3-Point Field Goal Percentage (min. 3 made)

1. 1.000 Jordan Price vs Furman 12/15/12 (4-4)
- 1.000 Jordan Price vs Grambling State 12/11/12 (4-4)
3. 1.000 Jordan Price vs Tennessee 3/6/13 (3-3)
- 1.000 Joran Price vs Tennessee Tech 12/18/12 (3-3)
- 1.000 Frankie Sullivan vs Arkansas-Pine Bluff 11/28/11 (3-3)

Free Throws Made

1. 12 Frankie Sullivan vs Winthrop 12/22/12
- 12 Varez Ward vs Georgia 2/1/12
3. **11 Chris Denson vs. Nicholls** 11/8/13
4. 10 Frankie Sullivan vs Dayton 11/18/12
- 10 Chris Denson vs Ga. Southern 12/30/11
- 10 Varez Ward vs UTEP 12/25/11

Free Throws Attempted

1. **15 Chris Denson vs. Murray St** 11/23/13
2. **14 Chris Denson vs. Nicholls** 11/8/13
3. 13 Allen Payne vs Florida State 1/2/13
4. 12 Frankie Sullivan vs Winthrop 12/22/12
- 12 Chris Denson vs LSU 3/3/12
- 12 Varez Ward at Miss. State 2/4/12
- 12 Varez Ward vs Georgia 2/1/12
- 12 Chris Denson vs Ga. Southern 12/30/11
- 12 Varez Ward vs UTEP 12/25/11

Free-Throw Percentage (min. 6 made)

1. 1.000 Frankie Sullivan vs Winthrop 12/22/12 (12-12)
- 1.000 Varez Ward vs Georgia 2/1/12 (12-12)
3. 1.000 Earnest Ross vs Alabama 1/22/11 (8-8)
4. 1.000 Rob Chubb at Missouri 2/2/13 (6-6)
- 1.000 Frankie Sullivan vs DePaul 11/30/12 (6-6)
- 1.000 Frankie Sullivan vs South Carolina 1/21/12 (6-6)
- 1.000 Josh Wallace vs USC-Upstate 12/21/10 (6-6)
- 1.000 Earnest Ross vs USC-Upstate 12/21/10 (6-6)

Most Rebounds

1. 15 Rob Chubb vs IPFW 11/09/12
- 13 Rob Chubb vs DePaul 11/30/12
3. 13 Kenny Gabriel vs Ole Miss 1/14/12
- 13 Kenny Gabriel vs Beth.-Cook. 1/1/12
- 13 Kenny Gabriel vs Florida A&M 12/19/11
- 13 Kenny Gabriel vs N. Florida 12/17/11
- 13 Kenny Gabriel at S. Carolina 1/29/11

13 Earnest Ross vs Alabama 1/22/11
13 Kenny Gabriel vs UNC Ash. 11/12/10

Most Assists

1. 10 Varez Ward vs Beth.-Cook. 1/2/12
2. 9 Josh Wallace at Arkansas 1/16/13
- 9 Varez Ward vs Miss. State 2/18/12
4. 7 Josh wallace at S. Carolina 1/12/13
- 7 Josh Wallace vs Tenn. Tech 12/18/12
- 7 Frankie Sullivan vs Furman 12/15/12
- 7 Josh Wallace vs Florida State 1/2/13
- 7 Josh Wallace vs Vanderbilt 2/19/11
- 7 Josh Wallace vs Florida State 1/3/11

Most Steals

1. 5 Josh Wallace vs Florida State 1/2/13
- 5 Josh Wallace at Georgia 2/5/11
- 5 Frankie Sullivan vs USC-Upstate 12/21/10
4. 4 Allen Payne vs DePaul 11/30/12
- 4 Frankie Sullivan vs Ole Miss 1/14/12
- 4 Kenny Gabriel vs Beth.-Cook. 1/2/12
- 4 Josh Wallace at Seton Hall 12/2/11

Most Blocked Shots

1. 10 Kenny Gabriel vs Beth.-Cook. 1/2/12
2. 7 Kenny Gabriel vs Florida A&M 12/19/11
3. **4 A. Dixon-Tatum vs. Nicholls** 11/8/13
- 4 A. Dixon-Tatum vs Texas A&M 3/13/13
- 4 Rob Chubb vs Ole Miss 1/26/13
- 4 Kenny Gabriel vs USC-Upstate 12/21/10
- 4 Rob Chubb vs UNC Asheville 11/12/10

2013-14 AUBURN PLAYER BIOS



Asaahn Dixon-Tatum

#0

7-0 • 226

Senior
Center

Anderson, Ind.
Chattahoochee Tech

2013-14 UPDATE: Starting center in four games ... Has won the opening tip in three of the games ... Team's leading rebounder in two games ... Averaging 8.3 ppg on .591 pct shooting ... Pulling down a team-best 6.8 rpg, tied for 16th in the SEC ... Is third in the SEC at 2.3 blocks per game ... Scored a season-high 10 points on 4-for-5 shooting against Murray State and also pulled down 6 rebounds, 4 off the offensive glass ... Had a then- season-high 9 points and a game-high 7 rebounds in 20 minutes against Jacksonville State ... Went for 6 points and 6 rebounds against Northwestern State ... Finished with 8 points and 8 rebounds while also tying a career-high with 4 blocks ... Starting center in both exhibition wins ... Averaged 12.5 ppg on 66.7 percent shooting from the floor and pulled down 5.5 rpg ... Scored 11 points and had 6 rebounds in the win over Paine ... Scored 14 points on 6-for-7 shooting, which included 5 dunks, against Victory.

SEASON/CAREER HIGHS

Points	
Season	10, vs. Murray State (11/23/13)
Career	12, vs. Murray State (11/15/12)
Rebounds	
Season	8, vs. Nicholls (11/8/13)
Career	9, vs. Furman (12/15/12)
Field Goals	
Season	4, 2x, vs. Murray State (11/23/13)
Career	6, vs. Murray State (11/15/12)
Field Goal Attempts	
Season	9, vs. Jacksonville State (11/19/13)
Career	10, vs. Furman (12/15/12)
Three-Point Field Goals	
Season	--
Career	--
Three-Point Attempts	
Season	--
Career	--
Free Throws	
Season	2, 3x, vs. Murray State (11/23/13)
Career	7, vs. DePaul (11/30/12)
Free Throws Attempted	
Season	4, vs. Murray State (11/23/13)
Career	8, vs. DePaul (11/30/12)
Assists	
Season	1, vs. Nicholls (11/8/13)
Career	2, vs. Illinois (12/29/12)
Steals	
Season	1, vs. Jacksonville State (11/19/13)
Career	2, 2x, at Vanderbilt (1/23/13)
Blocked Shots	
Season	4, vs. Nicholls (11/8/13)
Career	4, 2x, vs. Nicholls (11/8/13)
Minutes Played	
Season	26, vs. Murray State (11/23/13)
Career	28, vs. Murray State (11/15/12)

DIXON-TATUM IN SEC CAREER STATS

Career Leaders - Blocked Shots

1.	126	Patric Young; Florida	2010-14
2.	98	Donte' Williams; Georgia	2010-14
3.	71	Willie Cauley-Stein; Kentucky	2012-14
4.	67	Nick Jacobs; Alabama	2011-14
5.	65	Jarnell Stokes; Tennessee	2011-14
	65	Jordan McRae; Tennessee	2010-14
7.	60	Aaron Jones; Ole Miss	2011-14
8.	53	Asaahn Dixon-Tatum; Auburn	2012-14
9.	48	Johnny O'Bryant III; LSU	2011-14
10.	45	Josh Richardson; Tennessee	2011-14

2013-14 DIXON-TATUM GAME-BY-GAME

Opponent	Min	FG-A	Pct.	3PT-A	Pct.	FT-A	Pct.	O-D-T	PF	A	TO	BLK	ST	PTS	AVG
Victory#	*19	6-7	.857	0-0	.000	2-2	1.000	2-3-5	3	1	0	1	0	14	14.0
Paine#	*13	4-8	.500	0-0	.000	3-4	.750	4-2-6	3	0	3	2	1	11	12.5
Nicholls	*24	3-4	.750	0-0	.000	2-3	.667	3-5-8	3	1	2	4	0	8	8.0
Northwestern St.	*15	2-4	.500	0-0	.000	2-2	1.000	6-0-6	5	0	2	0	0	6	7.0
Jacksonville St.	*20	4-9	.444	0-0	.000	1-2	.500	4-3-7	1	0	1	2	1	9	7.7
Murray St.	*26	4-5	.800	0-0	.000	2-4	.500	4-2-6	4	0	4	3	0	10	8.3
Tennessee St.															
at Iowa St.															
vs. Illinois															
Clemson															
Boston College															
Ark-Pine Bluff															
Florida A&M															
at Ole Miss*															
Missouri*															
at Tennessee*															
Florida															
at Miss. St.*															
at Arkansas*															
Alabama*															
Georgia*															
at S. Carolina*															
at LSU*															
Kentucky*															
Miss. St.*															
at Florida*															
Vanderbilt*															
S. Carolina*															
at Alabama*															
Tennessee*															
at Texas A&M*															

MISCELLANEOUS

	2013-14	Career
Dunks	6	22
Charges Taken	--	2
Double-Figure		
Scoring Games	1	3
Double-Figure		
Rebounding Games	--	--
Games With		
Double-Double	--	--
Games Led AU		
In Scoring	--	1
Games Led AU		
In Rebounding	2	5
Games Led AU		
In Assists	--	--

DIXON-TATUM'S CAREER STATS

Year	GP-GS	Min-Avg	FG-FGA	Pct	3FG-A	Pct	FT-FTA	Pct	Off-Def-Tot-Avg	PF	FO	Ast	TO	Blk	Stl	Pts	Avg
2012-13	32-1	448-14.0	46-100	.460	0-0	.000	27-41	.659	52-54-106-3.3	63	2	5	22	44	12	119	3.7
2013-14	4-4	85-21.3	13-22	.591	0-0	.000	7-11	.636	17-10-27-6.8	13	1	1	9	9	1	33	8.3
TOTAL	36-5	533-14.8	59-122	.484	0-0	.000	34-52	.654	69-64-133-3.7	76	3	6	31	53	13	152	4.2

2013-14 AUBURN PLAYER BIOS



**KT
Harrell**

#1

6-4 • 216
Junior
Guard
Montgomery, Ala.
Virginia

2013-14 UPDATE: Starting guard in 4 games ... Averaging 18.3 ppg on .418 shooting in 30.5 mpg ... Also averaging 5.5 rpg ... Is 6-for-22 (.273) from 3-point range ... 18.3 ppg is tied for 6th in the SEC808 free throw percentage (21-for-26) and 30.5 mpg are both 10th in the SEC ... He or Chris Denson has been Auburn's leading scorer in every game this season ... Registered his first career double-double with 17 points and 10 rebounds against Murray State ... 10 rebounds were a career-high ... Scored 14 points against Jacksonville State, including a perfect 5-for-5 at the free throw line ... Scored 21 points against Northwestern State, his second straight 20-point game ... Scored a career- and game-high 21 points in the season-opener against Nicholls ... Scored Auburn's first 5 points of the year, hitting a 3-pointer 15 seconds into the game on AU's first shot and then a layup 45 seconds into the game ... Averaged 19.5 ppg on 45.5 percent shooting during the exhibition season ... Hit on 41.7 percent of his 3-pointers (5-for-12) and 85.7 of his free throws (12-for-14) ... Scored a game-high 25 points on 9-for-14 shooting against Paine ... Was 3-for-5 from 3-point land and 4-for-4 from the charity stripe ... Starting guard against Victory and finished with 14 points ... Was 8-for-10 at the line ... Dished out 6 assists.

SEASON/CAREER HIGHS

Points	
Season	21, vs. Nicholls (11/8/13)
Career	21, vs. Nicholls (11/8/13)
Rebounds	
Season	10, vs. Murray State (11/23/13)
Career	10, vs. Murray State (11/23/13)
Field Goals	
Season	7, vs. Nicholls (11/8/13)
Career	8, vs. Oregon (12/17/10)
Field Goal Attempts	
Season	15, vs. Murray State (11/23/13)
Career	15, vs. Murray State (11/23/13)
Three-Point Field Goals	
Season	2, vs. Nicholls (11/8/13)
Career	3, 5x, vs. S. Carolina St. (11/13/11)
Three-Point Attempts	
Season	6, vs. Murray State (11/23/13)
Career	6, 3x, vs. Murray State (11/23/13)
Free Throws	
Season	6, vs. Murray State (11/23/13)
Career	8, vs. Washington (11/22/11)
Free Throws Attempted	
Season	7, 2x, vs. Murray State (11/23/13)
Career	13, vs. Washington (11/22/11)
Assists	
Season	2, vs. Murray State (11/23/13)
Career	4, vs. Winthrop (11/15/11)
Steals	
Season	2, vs. Murray State (11/23/13)
Career	2, 2x, vs. Murray State (11/23/13)
Blocked Shots	
Season	1, vs. Nicholls (11/8/13)
Career	1, 8x, vs. Nicholls (11/8/13)
Minutes Played	
Season	35, vs. Murray State (11/23/13)
Career	35, 2x, vs. Murray State (11/23/13)

2013-14 HARRELL GAME-BY-GAME

Opponent	Min	FG-A	Pct.	3PT-A	Pct.	FT-A	Pct.	O-D-T	PF	A	TO	BLK	ST	PTS	AVG
Victory#	*27	2-8	.250	2-7	.286	8-10	.800	0-2-2	2	6	1	0	0	14	14.0
Paine#	*27	9-14	.643	3-5	.600	4-4	1.000	0-1-1	3	3	0	0	1	25	19.5
Nicholls	*31	7-13	.538	2-4	.500	5-7	.714	2-3-5	1	1	4	1	0	21	21.0
Northwestern St.	*33	7-20	.350	2-11	.182	5-7	.714	1-3-4	3	4	2	1	1	21	21.0
Jacksonville St.	*23	4-7	.571	1-1	1.000	5-5	1.000	1-2-3	4	0	0	0	0	14	18.7
Murray St.	*35	5-15	.333	1-6	.167	6-7	.857	2-8-10	2	2	5	0	2	17	18.3
Tennessee St.															
at Iowa St.															
vs. Illinois															
Clemson															
Boston College															
Ark-Pine Bluff															
Florida A&M															
at Ole Miss*															
Missouri*															
at Tennessee*															
Florida															
at Miss. St.*															
at Arkansas*															
Alabama*															
Georgia*															
at S. Carolina*															
at LSU*															
Kentucky*															
Miss. St.*															
at Florida*															
Vanderbilt*															
S. Carolina*															
at Alabama*															
Tennessee*															
at Texas A&M*															

MISCELLANEOUS

	2013-14	Career
Dunks	1	1 (AU Only)
Charges Taken	--	(AU Only)
Double-Figure		
Scoring Games	4	17
Double-Figure		
Rebounding Games	1	1
Games With		
Double-Double	1	1
Games Led AU		
In Scoring	1	1
Games Led AU		
In Rebounding	1	1
Games Led AU		
In Assists	--	--

HARRELL'S CAREER STATS

Year	GP-GS	Min-Avg	FG-FGA	Pct	3FG-A	Pct	FT-FTA	Pct	Off-Def-Tot-Avg	PF	FO	Ast	TO	Blk	Stl	Pts	Avg
2010-11	31-15	689-22.2	91-215	.423	24-57	.421	43-67	.642	64-2.1	48	0	26	27	3	8	249	8.0
2011-12	11-5	208-18.9	17-54	.315	4-21	.190	14-20	.700	0-11-11-1.0	10	0	10	13	4	6	52	4.7
2013-14	4-4	122-30.5	23-55	.418	6-22	.273	21-26	.808	6-16-22-5.5	10	0	7	11	2	3	73	18.3
TOTAL	46-24	1019-22.2	131-324	.404	34-100	.340	78-113	.690	97-2.1	68	0	43	51	9	17	374	8.1

2013-14 AUBURN PLAYER BIOS



**Allen
Payne**

#2

6-6 • 225

Senior

Forward

Cincinnati, Ohio

Winton Woods

2013-14 UPDATE: Starting forward in 4 games ... Is averaging 6.3 ppg on .455 pct shooting ... Also averaging 6.5 rpg, which is 18th in the SEC ... Tied his career high with 10 rebounds against Murray State to go along with 7 points ... Pulled down 6 rebounds and had 2 steals against Jacksonville State ... Was 2 rebounds shy of a double, double against Northwestern State, scoring a season-high 10 points while also tying his career-high with 4 assists in 29 minutes ... Scored 4 points and had 2 rebounds in 21 minutes ... Averaged 2.0 ppg and 4.0 rpg during the exhibition season ... Came off the bench against Paine and scored 2 points and had 3 rebounds in 15 minutes ... Starting forward in win over Victory ... Pulled down 5 rebounds in 10 minutes.

PAYNE IN SEC CAREER STATS

Career Leaders - Rebounds

1.	637	Patric Young; Florida	2010-14
2.	493	Earnest Ross; Auburn/Missouri	2009-14
3.	486	Johnny O'Bryant III; LSU	2011-14
4.	477	Jarnell Stokes; Tennessee	2011-14
5.	448	Will Yeguate; Florida	2010-14
6.	374	Donte' Williams; Georgia	2010-14
7.	344	Allen Payne; Auburn	2010-14
8.	340	Jeronne Maymon; Tennessee	2010-14
9.	331	Rod Odom; Vanderbilt	2010-14
10.	323	Trevor Releford; Alabama	2010-14

Career Leaders - Steals

1.	201	Trevor Releford; Alabama	2010-14
2.	169	Anthony Hickey; LSU	2011-14
3.	131	Mardracus Wade; Arkansas	2010-14
4.	117	Earnest Ross; Auburn/Missouri	2009-14
5.	103	Andre Stringer; LSU	2010-14
6.	88	Will Yeguate; Florida	2010-14
7.	85	Allen Payne; Auburn	2010-14
8.	78	Patric Young; Florida	2010-14
9.	77	Alex Caruso; Texas A&M	2012-14
10.	76	Levi Randolph; Alabama	2011-14

SEASON/CAREER HIGHS

Points	
Season	10, vs. Northwestern State (11/15/13)
Career	17, vs. Florida State (1/2/13)
Rebounds	
Season	10, vs. Murray State (11/23/13)
Career	10, 2x, vs. Murray State (11/23/13)
Field Goals	
Season	5, vs. Northwestern State (11/15/13)
Career	7, vs. LSU (1/9/13)
Field Goal Attempts	
Season	10, vs. Northwestern State (11/15/13)
Career	12, vs. LSU (1/9/13)
Three-Point Field Goals	
Season	--
Career	2, 4x, at Georgia (1/30/13)
Three-Point Attempts	
Season	2, vs. Murray State (11/23/13)
Career	4, 5x, last at Georgia (1/30/13)
Free Throws	
Season	3, vs. Murray State (11/23/13)
Career	9, vs. Florida State (1/2/13)
Free Throws Attempted	
Season	4, vs. Nicholls (11/8/13)
Career	13, vs. Florida State (1/2/13)
Assists	
Season	4, vs. Northwestern State (11/15/13)
Career	4, 4x, vs. Northwestern St (11/15/13)
Steals	
Season	2, 2x, vs. Jacksonville State (11/19/13)
Career	4, 2x, vs. DePaul (11/30/12)
Blocked Shots	
Season	1, vs. Nicholls (11/8/13)
Career	1, 8x, vs. Nicholls (11/8/13)
Minutes Played	
Season	34, vs. Murray State (11/23/13)
Career	37, vs. IPFW (11/9/12)

2013-14 PAYNE GAME-BY-GAME

Opponent	Min	FG-A	Pct.	3PT-A	Pct.	FT-A	Pct.	O-D-T	PF	A	TO	BLK	ST	PTS	AVG
Victory#	*10	1-1	1.000	0-0	.000	0-2	.000	1-4-5	1	0	1	0	0	2	2.0
Paine#	15	1-2	.500	0-0	.000	0-0	.000	1-2-3	2	1	1	0	1	2	2.0
Nicholls	*21	1-3	.333	0-1	.000	2-4	.500	0-2-2	0	3	0	1	2	4	4.0
Northwestern St.	*29	5-10	.500	0-0	.000	0-0	.000	2-6-8	1	4	1	0	1	10	7.0
Jacksonville St.	*24	2-3	.667	0-1	.000	0-0	.000	1-5-6	3	1	2	0	2	4	6.0
Murray St.	*34	2-6	.333	0-2	.000	3-3	1.000	4-6-10	2	1	1	0	0	7	6.3
Tennessee St.															
at Iowa St.															
vs. Illinois															
Clemson															
Boston College															
Ark-Pine Bluff															
Florida A&M															
at Ole Miss*															
Missouri*															
at Tennessee*															
Florida															
at Miss. St.*															
at Arkansas*															
Alabama*															
Georgia*															
at S. Carolina*															
at LSU*															
Kentucky*															
Miss. St.*															
at Florida*															
Vanderbilt*															
S. Carolina*															
at Alabama*															
Tennessee*															
at Texas A&M*															

MISCELLANEOUS

	2013-14	Career
Dunks	--	13
Charges Taken	--	6
Double-Figure		
Scoring Games	--	16
Double-Figure		
Rebounding Games	1	2
Games With		
Double-Double	--	1
Games Led AU		
In Scoring	--	7
Games Led AU		
In Rebounding	1	14
Games Led AU		
In Assists	--	5

PAYNE'S CAREER STATS

Year	GP-GS	Min-Avg	FG-FGA	Pct	3FG-A	Pct	FT-FTA	Pct	Off-Def-Tot-Avg	PF	FO	Ast	TO	Blk	Stl	Pts	Avg
2010-11	31-18	675-21.8	56-166	.337	16-55	.291	45-66	.682	27-63-90-2.9	46	0	25	63	2	28	173	5.6
2011-12	20-12	380-19.0	31-75	.413	4-13	.308	20-29	.690	26-54-80-4.0	26	0	18	20	2	14	86	4.3
2012-13	32-30	865-27.0	93-209	.445	13-57	.228	47-69	.681	43-105-148-4.6	89	1	41	58	3	38	246	7.7
2013-14	4-4	108-27.0	10-22	.455	0-4	.000	5-7	.714	7-19-26-6.5	6	0	9	4	1	5	25	6.3
TOTAL	87-64	2028-23.3	190-472	.403	33-129	.256	117-171	.684	103-241-344-4.0	167	1	93	145	8	85	530	6.1

2013-14 AUBURN PLAYER BIOS



**Chris
Denson**

#3

6-2 • 181
Senior
Guard
Columbus, Ga.
Shaw

2013-14 UPDATE: Starting SG in 4 games ... Averaging 21.8 ppg on .560 shooting ... Also averaging 6.0 rpg and 3.3 apg ... Current SEC leader in ppg (21.8), is seventh in shooting (.560), leads in assist-to-turnover ratio (4.3) and is fourth in minutes played (32.5) ... 87 points scored over the first four games is the most for an Auburn player since Wesley Person (96) and Aaron Swinson (95) did it in the first three games of the 1993-94 season ... He or KT Harrell has been Auburn's leading scorer in every game this season ... Has scored in double figures in his last seven games played going back to last season ... Scored a game-high 23 points against Murray State, scoring 19 points in the second half ... Game-high 15 points against Jacksonville State ... Scored a career-high 29 points on 12-for-18 shooting against Northwestern State ... Scored 20 in the first half on 8-for-12 shooting, becoming the first Auburn player to score 20 points in a half since Frankie Sullivan scored 23 in the second half at Arkansas on January 16, 2013 ... Scored 20 points to combine with KT Harrell for 41 of Auburn's 76 points ... Hit a career-high 11 free throws on a career-high 14 free throw attempts ... Averaged 22.5 ppg in the exhibition season on 68.0 percent shooting from the floor ... Scored 24 points on 8-for-10 shooting from the floor and 6-for-7 from the stripe in the win over Paine ... Scored a game-high 21 points and pulled down 7 rebounds in the exhibition win over Victory ... Shot 9-for-15 from the field.

DENSON IN SEC CAREER STATS

Career Leaders - Points

1. 1371 Trevor Releford; Alabama	2010-14
2. 1037 Andre Stringer; LSU	2010-14
3. 926 Patric Young; Florida	2010-14
4. 915 Jordan McRae; Tennessee	2010-14
5. 900 Earnest Ross; Auburn/Missouri	2009-14
6. 756 Marshall Henderson; Ole Miss	2012-14
7. 719 Jarvis Summers; Ole Miss	2011-14
8. 705 Johnny O'Bryant III; LSU	2011-14
705 Chris Denson; Auburn	2010-14
10. 693 Mardracus Wade; Arkansas	2010-14

SEASON/CAREER HIGHS

Points	
Season	29, vs. Northwestern State (11/15/13)
Career	29, vs. Northwestern State (11/15/13)
Rebounds	
Season	9, vs. Northwestern State (11/15/13)
Career	9, 2x, vs. Northwestern St (11/15/13)
Field Goals	
Season	12, vs. Northwestern State (11/15/13)
Career	18, vs. Northwestern State (11/15/13)
Field Goal Attempts	
Season	18, vs. Northwestern State (11/15/13)
Career	18, 2x, vs. Northwestern St (11/15/13)
Three-Point Field Goals	
Season	2, vs. Northwestern State (11/15/13)
Career	3, vs. Ark-Pine Bluff (11/28/11)
Three-Point Attempts	
Season	5, vs. Northwestern State (11/15/13)
Career	5, 2x, vs. Northwestern St (11/15/13)
Free Throws	
Season	11, vs. Nicholls (11/8/13)
Career	11, vs. Nicholls (11/8/13)
Free Throws Attempted	
Season	15, vs. Murray State (11/23/13)
Career	15, vs. Murray State (11/23/13)
Assists	
Season	5, vs. Northwestern State (11/15/13)
Career	5, 4x, vs. Northwestern St (11/15/13)
Steals	
Season	3, vs. Jacksonville State (11/19/13)
Career	4, at Ole Miss (2/15/11)
Blocked Shots	
Season	1, vs. Northwestern State (11/15/13)
Career	1, 8x, vs. Northwestern St (11/15/13)
Minutes Played	
Season	37, vs. Northwestern State (11/15/13)
Career	38, vs. Ole Miss (1/14/12)

2013-14 DENSON GAME-BY-GAME

Opponent	Min	FG-A	Pct.	3PT-A	Pct.	FT-A	Pct.	O-D-T	PF	A	TO	BLK	ST	PTS	AVG
Victory#	*26	9-15	.600	2-5	.400	1-3	.333	1-6-7	1	4	1	0	0	21	21.0
Paine#	*32	8-10	.800	2-3	.667	6-7	.857	1-2-3	1	4	2	0	4	24	22.5
Nicholls	*29	4-8	.500	1-2	.500	11-14	.786	1-3-4	0	3	2	0	0	20	20.0
Northwestern St.	*37	12-18	.667	2-5	.400	3-7	.429	2-7-9	4	5	1	1	0	29	24.5
Jacksonville St.	*29	5-11	.455	0-0	.000	5-8	.625	2-4-6	0	2	0	0	3	15	21.3
Murray St.	*35	7-13	.538	0-2	.000	9-15	.600	2-3-5	2	3	0	0	2	23	21.8
Tennessee St.															
at Iowa St.															
vs. Illinois															
Clemson															
Boston College															
Ark-Pine Bluff															
Florida A&M															
at Ole Miss*															
Missouri*															
at Tennessee*															
Florida															
at Miss. St.*															
at Arkansas*															
Alabama*															
Georgia*															
at S. Carolina*															
at LSU*															
Kentucky*															
Miss. St.*															
at Florida*															
Vanderbilt*															
S. Carolina*															
at Alabama*															
Tennessee*															
at Texas A&M*															

MISCELLANEOUS

	2013-14	Career
Dunks	3	15
Charges Taken	--	--
Double-Figure		
Scoring Games	4	37
Double-Figure		
Rebounding Games	--	--
Games With		
Double-Double	--	--
Games Led AU		
In Scoring	3	17
Games Led AU		
In Rebounding	1	2
Games Led AU		
In Assists	2	6

DENSON'S CAREER STATS

Year	GP-GS	Min-Avg	FG-FGA	Pct	3FG-A	Pct	FT-FTA	Pct	Off-Def-Tot-Avg	PF	FO	Ast	TO	Blk	Stl	Pts	Avg
2010-11	20-3	367-18.4	43-102	.422	4-25	.160	28-48	.583	15-17-32-1.6	30	0	20	12	1	17	118	5.9
2011-12	30-8	670-22.3	90-194	.464	14-38	.368	68-107	.636	22-32-54-1.8	44	0	34	41	3	16	262	8.7
2012-13	20-9	498-24.9	81-171	.474	7-25	.280	69-104	.663	14-45-59-3.0	33	0	31	22	3	19	238	11.9
2013-14	4-4	130-32.5	28-50	.560	3-9	.333	28-44	.636	7-17-24-6.0	6	0	13	3	1	5	87	21.8
TOTAL	74-24	1665-22.5	242-517	.468	28-97	.289	193-303	.637	58-111-169-2.3	113	0	98	78	8	57	705	9.5

2013-14 AUBURN PLAYER BIOS

**Devin
Waddell**

#4

6-6 • 209
Sophomore
Forward/Guard
Summerfield, N.C.
Hargrave Military Acad.

2013-14 UPDATE: Saw his first action of the season against Jacksonville State, playing the final minute and committing a foul ... Came off the bench to play a total of 3 minutes in the exhibition season ... Played the final 2 minutes against Paine ... Played the final minute against Victory ... Walked on prior to the season starting.

SEASON/CAREER HIGHS

Points	
Season	--
Career	--
Rebounds	
Season	--
Career	--
Field Goals	
Season	--
Career	--
Field Goal Attempts	
Season	--
Career	--
Three-Point Field Goals	
Season	--
Career	--
Three-Point Attempts	
Season	--
Career	--
Free Throws	
Season	--
Career	--
Free Throws Attempted	
Season	--
Career	--
Assists	
Season	--
Career	--
Steals	
Season	--
Career	--
Blocked Shots	
Season	--
Career	--
Minutes Played	
Season	1, vs. Jacksonville State (11/19/13)
Career	1, vs. Jacksonville State (11/19/13)

2013-14 WADDELL GAME-BY-GAME

Opponent	Min	FG-A	Pct.	3PT-A	Pct.	FT-A	Pct.	O-D-T	PF	A	TO	BLK	ST	PTS	AVG
Victory#	1	0-0	.000	0-0	.000	0-0	.000	0-0-0	0	0	0	0	0	0	0.0
Paine#	2	0-0	.000	0-0	.000	0-0	.000	0-0-0	0	0	0	0	0	0	0.0
Nicholls					DNP										
Northwestern St.					DNP										
Jacksonville St.	1	0-0	.000	0-0	.000	0-0	.000	0-0-0	1	0	0	0	0	0	0.0
Murray St.					DNP										
Tennessee St.															
at Iowa St.															
vs. Illinois															
Clemson															
Boston College															
Ark-Pine Bluff															
Florida A&M															
at Ole Miss*															
Missouri*															
at Tennessee*															
Florida															
at Miss. St.*															
at Arkansas*															
Alabama*															
Georgia*															
at S. Carolina*															
at LSU*															
Kentucky*															
Miss. St.*															
at Florida*															
Vanderbilt*															
S. Carolina*															
at Alabama*															
Tennessee*															
at Texas A&M*															

MISCELLANEOUS

	2013-14	Career
Dunks	--	--
Charges Taken	--	--
Double-Figure		
Scoring Games	--	--
Double-Figure		
Rebounding Games	--	--
Games With		
Double-Double	--	--
Games Led AU		
In Scoring	--	--
Games Led AU		
In Rebounding	--	--
Games Led AU		
In Assists	--	--

WADDELL'S CAREER STATS

Year	GP-GS	Min-Avg	FG-FGA	Pct	3FG-A	Pct	FT-FTA	Pct	Off-Def-Tot-Avg	PF	FO	Ast	TO	Blk	Stl	Pts	Avg
2013-14	1-0	1-1.0	0-0	.000	0-0	.000	0-0	.000	0-0-0-0.0	1	0	0	0	0	0	0	0.0
Totals	1-0	1-1.0	0-0	.000	0-0	.000	0-0	.000	0-0-0-0.0	1	0	0	0	0	0	0	0.0

2013-14 AUBURN PLAYER BIOS



**Dion
Wade**

#11

6-5 • 170

Freshman

Guard

Antwerp, Belgium

Findlay Prep

2013-14 UPDATE: Has come off the bench in 4 games to average 4.3 ppg and 2.0 rpg in 11.8 mpg ... Shooting .462 pct from the floor and .364 from 3-point range ... Hit back-to-back 3-pointers in a 29-second span of the second half of the Jacksonville State game en route to a 9-point night in a season-high 17 minutes ... Played 16 minutes off the bench in the season-opener against Nicholls ... Pulled down 6 rebounds, 4 at the defensive end ... Averaged 5.5 ppg and 4.0 rpg during the exhibition season ... Came off the bench to score 3 points and record 2 steals in the win over Paine ... Came off the bench to score 8 points and pull down 6 rebounds in the exhibition win over Victory ... All 6 boards were on the defensive end ... Hit a half-court 3 at the end of the first half.

SEASON/CAREER HIGHS

Points

Season 9, vs. Jacksonville State (11/19/13)

Career 9, vs. Jacksonville State (11/19/13)

Rebounds

Season 6, vs. Nicholls (11/8/13)

Career 6, vs. Nicholls (11/8/13)

Field Goals

Season 3, vs. Jacksonville State (11/19/13)

Career 3, vs. Jacksonville State (11/19/13)

Field Goal Attempts

Season 6, vs. Nicholls (11/8/13)

Career 6, vs. Nicholls (11/8/13)

Three-Point Field Goals

Season 2, vs. Jacksonville State (11/19/13)

Career 2, vs. Jacksonville State (11/19/13)

Three-Point Attempts

Season 5, vs. Nicholls (11/8/13)

Career 5, vs. Nicholls (11/8/13)

Free Throws

Season 1, vs. Jacksonville State (11/19/13)

Career 1, vs. Jacksonville State (11/19/13)

Free Throws Attempted

Season 1, vs. Jacksonville State (11/19/13)

Career 1, vs. Jacksonville State (11/19/13)

Assists

Season 2, vs. Jacksonville State (11/19/13)

Career 2, vs. Jacksonville State (11/19/13)

Steals

Season --

Career --

Blocked Shots

Season --

Career --

Minutes Played

Season 17, vs. Jacksonville State (11/19/13)

Career 17, vs. Jacksonville State (11/19/13)

2013-14 WADE GAME-BY-GAME

Opponent	Min	FG-A	Pct.	3PT-A	Pct.	FT-A	Pct.	O-D-T	PF	A	TO	BLK	ST	PTS	AVG
Victory#	18	3-5	.600	2-4	.500	0-0	.000	0-6-6	2	1	1	1	0	8	8.0
Paine#	17	1-3	.333	1-3	.333	0-0	.000	0-2-2	1	1	1	0	2	3	5.5
Nicholls	16	2-6	.333	1-5	.200	0-0	.000	2-4-6	4	1	0	0	0	5	5.0
Northwestern St.	6	0-1	.000	0-1	.000	0-0	.000	1-0-1	1	0	1	0	0	0	2.5
Jacksonville St.	17	3-5	.600	2-4	.500	1-1	1.000	1-0-1	1	2	0	0	0	9	4.7
Murray St.	8	1-1	1.000	1-1	1.000	0-0	.000	0-0-0	1	1	0	0	0	3	4.3
Tennessee St.															
at Iowa St.															
vs. Illinois															
Clemson															
Boston College															
Ark-Pine Bluff															
Florida A&M															
at Ole Miss*															
Missouri*															
at Tennessee*															
Florida															
at Miss. St.*															
at Arkansas*															
Alabama*															
Georgia*															
at S. Carolina*															
at LSU*															
Kentucky*															
Miss. St.*															
at Florida*															
Vanderbilt*															
S. Carolina*															
at Alabama*															
Tennessee*															
at Texas A&M*															

MISCELLANEOUS

	2013-14	Career
Dunks	--	--
Charges Taken	--	--
Double-Figure	--	--
Scoring Games	--	--
Double-Figure	--	--
Rebounding Games	--	--
Games With	--	--
Double-Double	--	--
Games Led AU	--	--
In Scoring	--	--
Games Led AU	--	--
In Rebounding	--	--
Games Led AU	--	--
In Assists	--	--

WADE'S CAREER STATS

Year	GP-GS	Min-Avg	FG-FGA	Pct	3FG-A	Pct	FT-FTA	Pct	Off-Def-Tot-Avg	PF	FO	Ast	TO	Blk	Stl	Pts	Avg
2013-14	4-0	47-11.8	6-13	.462	4-11	.364	1-1	1.000	4-4-8-2.0	7	0	4	1	0	0	17	4.3
TOTALS	4-0	47-11.8	6-13	.462	4-11	.364	1-1	1.000	4-4-8-2.0	7	0	4	1	0	0	17	4.3

2013-14 AUBURN PLAYER BIOS



**Tahj
Shamsid-Deen**

#13

5-10 • 163
Freshman
Point Guard
Decatur, Ga.
Columbia

2013-14 UPDATE: Starting PG in 4 games ... Is averaging 7.3 ppg on .355 pct shooting ... Averaging 3.5 apg, which is tied for 8th in the SEC ... 2.3 assists-to-turnover ratio is seventh in the SEC (14 assists, 6 turnovers) ... Has dished out 4 assists in three out of four games ... Had a career-high 11 points against Murray State, which included a pair of 3-pointers ... Had 9 points and 4 assists against Northwestern State ... Became the first Auburn freshman to start a season-opener since Earnest Ross in 2009-10 and the first freshman to start the season-opener at the point since Quantez Robertson in 2005-06 when he got the nod against Nicholls ... Finished the game with 5 points and a team-high 4 assists against Nicholls ... Starting poing guard in both exhibition wins ... Averaged 13.5 ppg and 5.5 apg during the exhibition season ... Scored 11 points and dished out 7 assists against Paine ... Also had two steals ... Finished with 16 points on 6-of-8 shooting (4-for-5 from 3-point range) and also had four assists against Victory.

SEASON/CAREER HIGHS

Points

Season 11, vs. Murray State (11/23/13)

Career 11, vs. Murray State (11/23/13)

Rebounds

Season 2, vs. Northwestern State (11/15/13)

Career 2, vs. Northwestern State (11/15/13)

Field Goals

Season 4, vs. Northwestern State (11/15/13)

Career 4, vs. Northwestern State (11/15/13)

Field Goal Attempts

Season 12, vs. Northwestern State (11/15/13)

Career 12, vs. Northwestern State (11/15/13)

Three-Point Field Goals

Season 2, vs. Murray State (11/23/13)

Career 2, vs. Murray State (11/23/13)

Three-Point Attempts

Season 6, vs. Northwestern State (11/15/13)

Career 6, vs. Northwestern State (11/15/13)

Free Throws

Season 3, vs. Murray State (11/23/13)

Career 3, vs. Murray State (11/23/13)

Free Throws Attempted

Season 4, vs. Murray State (11/23/13)

Career 4, vs. Murray State (11/23/13)

Assists

Season 4, 3x, vs. Jacksonville State (11/19/13)

Career 4, 3x, vs. Jacksonville State (11/19/13)

Steals

Season 1, 2x, vs. Jacksonville State (11/19/13)

Career 1, 2x, vs. Jacksonville State (11/19/13)

Blocked Shots

Season --

Career --

Minutes Played

Season 30, vs. Murray State (11/23/13)

Career 30, vs. Murray State (11/23/13)

2013-14 SHAMSID-DEEN GAME-BY-GAME

Opponent	Min	FG-A	Pct.	3PT-A	Pct.	FT-A	Pct.	O-D-T	PF	A	TO	BLK	ST	PTS	AVG
Victory#	*16	6-8	.750	4-5	.800	0-0	.000	2-0-2	2	4	0	0	0	16	16.0
Paine#	*23	4-8	.500	2-5	.400	1-1	1.000	0-1-1	3	7	1	0	2	11	13.5
Nicholls	*23	2-4	.500	0-1	.000	1-2	.500	0-1-1	3	4	1	0	1	5	5.0
Northwestern St.	*25	4-12	.333	1-6	.167	0-2	.000	1-1-2	1	4	2	0	0	9	7.0
Jacksonville St.	*24	2-7	.286	0-1	.000	0-0	.000	1-0-1	3	4	2	0	1	4	6.0
Murray St.	*30	3-8	.375	2-5	.400	3-4	.750	0-0-0	2	2	1	0	1	11	7.3
Tennessee St.															
at Iowa St.															
vs. Illinois															
Clemson															
Boston College															
Ark-Pine Bluff															
Florida A&M															
at Ole Miss*															
Missouri*															
at Tennessee*															
Florida															
at Miss. St.*															
at Arkansas*															
Alabama*															
Georgia*															
at S. Carolina*															
at LSU*															
Kentucky*															
Miss. St.*															
at Florida*															
Vanderbilt*															
S. Carolina*															
at Alabama*															
Tennessee*															
at Texas A&M*															

MISCELLANEOUS

	2013-14	Career
Dunks	--	--
Charges Taken	--	--
Double-Figure		
Scoring Games	1	1
Double-Figure		
Rebounding Games	--	--
Games With		
Double-Double	--	--
Games Led AU		
In Scoring	--	--
Games Led AU		
In Rebounding	--	--
Games Led AU		
In Assists	2	2

SHAMSID-DEEN'S CAREER STATS

Year	GP-GS	Min-Avg	FG-FGA	Pct	3FG-A	Pct	FT-FTA	Pct	Off-Def-Tot-Avg	PF	FO	Ast	TO	Blk	Stl	Pts	Avg
2013-14	4-4	102-25.5	11-31	.355	3-13	.231	4-8	.500	2-2-4-1.0	9	0	14	6	0	3	29	7.3
TOTALS	4-4	102-25.5	11-31	.355	3-13	.231	4-8	.500	2-2-4-1.0	9	0	14	6	0	3	29	7.3

2013-14 AUBURN PLAYER BIOS



**Alex
Thompson**

#20

6-8 • 204
Freshman
Forward
Dothan, Ala.
Houston Academy

2013-14 UPDATE: Saw his first action of the season against Jacksonville State, scoring 1 point in 9 minutes ... Came off the bench to pull down 3 rebounds in nine minutes of the exhibition win over Victory.

SEASON/CAREER HIGHS

Points

Season 1, vs. Jacksonville State (11/19/13)
Career 1, vs. Jacksonville State (11/19/13)

Rebounds

Season 4, vs. Jacksonville State (11/19/13)
Career 4, vs. Jacksonville State (11/19/13)

Field Goals

Season --
Career --

Field Goal Attempts

Season 1, vs. Jacksonville State (11/19/13)
Career 1, vs. Jacksonville State (11/19/13)

Three-Point Field Goals

Season --
Career --

Three-Point Attempts

Season 1, vs. Jacksonville State (11/19/13)
Career 1, vs. Jacksonville State (11/19/13)

Free Throws

Season 1, vs. Jacksonville State (11/19/13)
Career 1, vs. Jacksonville State (11/19/13)

Free Throws Attempted

Season 2, vs. Jacksonville State (11/19/13)
Career 2, vs. Jacksonville State (11/19/13)

Assists

Season 1, vs. Jacksonville State (11/19/13)
Career 1, vs. Jacksonville State (11/19/13)

Steals

Season --
Career --

Blocked Shots

Season --
Career --

Minutes Played

Season 9, vs. Jacksonville State (11/19/13)
Career 9, vs. Jacksonville State (11/19/13)

2013-14 THOMPSON GAME-BY-GAME

Opponent	Min	FG-A	Pct.	3PT-A	Pct.	FT-A	Pct.	O-D-T	PF	A	TO	BLK	ST	PTS	AVG
Victory#	9	0-1	.000	0-1	.000	0-0	.000	0-3-3	2	0	2	0	0	0	0.0
Paine#					DNP										
Nicholls					DNP										
Northwestern St.					DNP										
Jacksonville St.	9	0-1	.000	0-1	.000	1-2	.500	2-2-4	1	1	0	0	0	1	1.0
Murray St.					DNP										
Tennessee St.															
at Iowa St.															
vs. Illinois															
Clemson															
Boston College															
Ark-Pine Bluff															
Florida A&M															
at Ole Miss*															
Missouri*															
at Tennessee*															
Florida															
at Miss. St.*															
at Arkansas*															
Alabama*															
Georgia*															
at S. Carolina*															
at LSU*															
Kentucky*															
Miss. St.*															
at Florida*															
Vanderbilt*															
S. Carolina*															
at Alabama*															
Tennessee*															
at Texas A&M*															

MISCELLANEOUS

	2013-14	Career
Dunks	--	--
Charges Taken	--	--
Double-Figure	--	--
Scoring Games	--	--
Double-Figure	--	--
Rebounding Games	--	--
Games With	--	--
Double-Double	--	--
Games Led AU	--	--
In Scoring	--	--
Games Led AU	--	--
In Rebounding	--	--
Games Led AU	--	--
In Assists	--	--

THOMPSON'S CAREER STATS

Year	GP-GS	Min-Avg	FG-FGA	Pct	3FG-A	Pct	FT-FTA	Pct	Off-Def-Tot-Avg	PF	FO	Ast	TO	Blk	Stl	Pts	Avg
2013-14	1-0	9-9.0	0-1	.000	0-1	.000	1-2	.500	2-2-4-4.0	1	0	1	0	0	0	1	1.0
Total	1-0	9-9.0	0-1	.000	0-1	.000	1-2	.500	2-2-4-4.0	1	0	1	0	0	0	1	1.0

2013-14 AUBURN PLAYER BIOS



**Malcolm
Canada**

#21

6-3 • 224

Junior

Point Guard

Austin, Texas

Ellsworth CC

2013-14 UPDATE: Back-up point guard in the first 4 games ... Averaging 4.8 ppg on .286 pct shooting ... Hitting .733 at the free throw line and is also averaging 2.8 rpg and 1.8 apg ... Season-high 10 points against Jacksonville State, hitting 6-for-7 at the free throw line ... Held scoreless in 15 minutes against Northwestern State ... Did dish out 4 assists in the game ... Came off the bench to score 7 points against Nicholls, which included going 5-for-8 from the free throw line ... Averaged 6.0 points and 5.5 assists in the two exhibition wins on 62.5 percent shooting ... Played 14 minutes and scored three points off the bench against Paine ... Played 23 minutes and dished out a team-high 9 assists in the exhibition win over Victory University ... Added 9 points on 4-of-6 shooting ... Also had 3 steals.

SEASON/CAREER HIGHS

Points

Season 10, vs. Jacksonville State (11/19/13)
Career 10, vs. Jacksonville State (11/19/13)

Rebounds

Season 5, vs. Nicholls (11/8/13)
Career 5, vs. Nicholls (11/8/13)

Field Goals

Season 2, vs. Jacksonville State (11/19/13)
Career 2, vs. Jacksonville State (11/19/13)

Field Goal Attempts

Season 5, vs. Murray State (11/23/13)
Career 5, vs. Murray State (11/23/13)

Three-Point Field Goals

Season --
Career --

Three-Point Attempts

Season 2, vs. Murray State (11/23/13)
Career 2, vs. Murray State (11/23/13)

Free Throws

Season 6, vs. Jacksonville State (11/19/13)
Career 6, vs. Jacksonville State (11/19/13)

Free Throws Attempted

Season 8, vs. Nicholls (11/8/13)
Career 8, vs. Nicholls (11/8/13)

Assists

Season 4, vs. Northwestern St. (11/15/13)
Career 4, vs. Northwestern St. (11/15/13)

Steals

Season 2, vs. Nicholls (11/8/13)
Career 2, vs. Nicholls (11/8/13)

Blocked Shots

Season --
Career --

Minutes Played

Season 17, vs. Nicholls (11/8/13)
Career 17, vs. Nicholls (11/8/13)

2013-14 CANADA GAME-BY-GAME

Opponent	Min	FG-A	Pct.	3PT-A	Pct.	FT-A	Pct.	O-D-T	PF	A	TO	BLK	ST	PTS	AVG
Victory#	23	4-6	.667	0-0	.000	1-3	.333	3-0-3	2	9	1	1	3	9	9.0
Paine#	14	1-2	.500	0-0	.000	1-2	.500	0-1-1	0	2	0	0	0	3	6.0
Nicholls	17	1-2	.500	0-0	.000	5-8	.625	0-5-5	2	1	2	0	2	7	7.0
Northwestern St.	15	0-3	.000	0-0	.000	0-0	.000	0-2-2	3	4	1	0	1	0	3.5
Jacksonville St.	15	2-4	.500	0-0	.000	6-7	.857	0-3-3	0	0	1	0	1	10	5.7
Murray St.	10	1-5	.200	0-2	.000	0-0	.000	0-1-1	1	2	0	0	0	2	4.8
Tennessee St.															
at Iowa St.															
vs. Illinois															
Clemson															
Boston College															
Ark-Pine Bluff															
Florida A&M															
at Ole Miss*															
Missouri*															
at Tennessee*															
Florida															
at Miss. St.*															
at Arkansas*															
Alabama*															
Georgia*															
at S. Carolina*															
at LSU*															
Kentucky*															
Miss. St.*															
at Florida*															
Vanderbilt*															
S. Carolina*															
at Alabama*															
Tennessee*															
at Texas A&M*															

MISCELLANEOUS

	2013-14	Career
Dunks	--	--
Charges Taken	--	--
Double-Figure	--	--
Scoring Games	--	--
Double-Figure	--	--
Rebounding Games	--	--
Games With	--	--
Double-Double	--	--
Games Led AU	--	--
In Scoring	--	--
Games Led AU	--	--
In Rebounding	--	--
Games Led AU	--	--
In Assists	--	--

CANADA'S CAREER STATS

Year	GP-GS	Min-Avg	FG-FGA	Pct	3FG-A	Pct	FT-FTA	Pct	Off-Def-Tot-Avg	PF	FO	Ast	TO	Blk	Stl	Pts	Avg
2013-14	4-0	57-14.3	4-14	.286	0-2	.000	11-15	.733	0-11-11-2.8	6	0	7	4	0	4	19	4.8
Totals	4-0	57-14.3	4-14	.286	0-2	.000	11-15	.733	0-11-11-2.8	6	0	7	4	0	4	19	4.8

2013-14 AUBURN PLAYER BIOS



**C.J.
Holmes**

#22

6-0 • 191
Sophomore
Guard
Washington, D.C.
IMG Academy

2013-14 UPDATE: Saw his first action of the season against Jacksonville State, scoring his first career points on a layup with 15 seconds left ... Played a total of 3 minutes in the exhibition season ... Played the final two minutes against Paine and had an assist ... Played the final minute of the 109-67 exhibition win over Victory.

SEASON/CAREER HIGHS

Points	
Season	2, vs. Jacksonville State (11/19/13)
Career	2, vs. Jacksonville State (11/19/13)
Rebounds	
Season	--
Career	--
Field Goals	
Season	1, vs. Jacksonville State (11/19/13)
Career	1, vs. Jacksonville State (11/19/13)
Field Goal Attempts	
Season	1, vs. Jacksonville State (11/19/13)
Career	1, vs. Jacksonville State (11/19/13)
Three-Point Field Goals	
Season	--
Career	--
Three-Point Attempts	
Season	--
Career	--
Free Throws	
Season	--
Career	--
Free Throws Attempted	
Season	--
Career	--
Assists	
Season	--
Career	--
Steals	
Season	--
Career	--
Blocked Shots	
Season	--
Career	--
Minutes Played	
Season	1, vs. Jacksonville State (11/19/13)
Career	3, vs. Grambling State (12/11/12)

2013-14 HOLMES GAME-BY-GAME

Opponent	Min	FG-A	Pct.	3PT-A	Pct.	FT-A	Pct.	O-D-T	PF	A	TO	BLK	ST	PTS	AVG
Victory#	1	0-0	.000	0-0	.000	0-0	.000	0-0-0	0	0	0	0	0	0	0.0
Paine#	2	0-0	.000	0-0	.000	0-0	.000	0-0-0	0	1	0	0	0	0	0.0
Nicholls					DNP										
Northwestern St.					DNP										
Jacksonville St.	1	1-1	1.000	0-0	.000	0-0	.000	0-0-0	0	0	0	0	0	2	2.0
Murray St.					DNP										
Tennessee St.															
at Iowa St.															
vs. Illinois															
Clemson															
Boston College															
Ark-Pine Bluff															
Florida A&M															
at Ole Miss*															
Missouri*															
at Tennessee*															
Florida															
at Miss. St.*															
at Arkansas*															
Alabama*															
Georgia*															
at S. Carolina*															
at LSU*															
Kentucky*															
Miss. St.*															
at Florida*															
Vanderbilt*															
S. Carolina*															
at Alabama*															
Tennessee*															
at Texas A&M*															

MISCELLANEOUS

	2013-14	Career
Dunks	--	--
Charges Taken	--	--
Double-Figure		
Scoring Games	--	--
Double-Figure		
Rebounding Games	--	--
Games With		
Double-Double	--	--
Games Led AU		
In Scoring	--	--
Games Led AU		
In Rebounding	--	--
Games Led AU		
In Assists	--	--

HOLMES' CAREER STATS

Year	GP-GS	Min-Avg	FG-FGA	Pct	3FG-A	Pct	FT-FTA	Pct	Off-Def-Tot-Avg	PF	FO	Ast	TO	Blk	Stl	Pts	Avg
2012-13	3-0	5-1.7	0-0	.000	0-0	.000	0-0	.000	0-0-0-0.0	0	0	0	0	0	0	0	0.0
2013-14	1-0	1-1.0	1-1	1.000	0-0	.000	0-0	.000	0-0-0-0.0	0	0	0	0	0	0	2	2.0
TOTAL	4-0	6-1.5	1-1	1.000	0-0	.000	0-0	.000	0-0-0-0.0	0	0	0	0	0	0	2	0.5

2013-14 AUBURN PLAYER BIOS



**Jordon
Granger**

#25

6-8 • 200
Sophomore
Forward
St. Louis, Mo.
McCluer North

2013-14 UPDATE: Has come off the bench in 4 games to average 1.5 ppg and 3.5 rpg ... Pulled down a career-high 5 rebounds in a career-high 17 minutes off the bench against Jacksonville State ... Tied his then-career high with 4 rebounds in 14 minutes against Northwestern State ... Came off the bench to score 2 points and grab 2 rebounds in 10 minutes against Nicholls ... Averaged 2.0 points in the two exhibition wins on 33.3 percent shooting ... Also averaged 1.0 blocks ... Scored two points and grabbed four rebounds against Paine ... Came off the bench for 14 minutes against Victory ... Grabbed 6 rebounds.

SEASON/CAREER HIGHS

Points	
Season	2, 3x, vs. Jacksonville State (11/19/13)
Career	6, vs. Grambling State (12/11/12)
Rebounds	
Season	5, vs. Jacksonville State (11/19/13)
Career	5, vs. Jacksonville State (11/19/13)
Field Goals	
Season	1, 2x, vs. Jacksonville State (11/19/13)
Career	2, 2x, vs. Tenn. Tech (12/18/12)
Field Goal Attempts	
Season	3, vs. Jacksonville State (11/19/13)
Career	4, vs. Grambling State (12/11/12)
Three-Point Field Goals	
Season	--
Career	--
Three-Point Attempts	
Season	--
Career	1, at Missouri (2/2/13)
Free Throws	
Season	2, vs. Nicholls (11/8/13)
Career	4, at Missouri (2/2/13)
Free Throws Attempted	
Season	2, vs. Nicholls (11/8/13)
Career	4, 2x, at Missouri (2/2/13)
Assists	
Season	1, 2x, vs. Jacksonville State (11/19/13)
Career	1, 3x, vs. Jacksonville State (11/19/13)
Steals	
Season	1, vs. Jacksonville State (11/19/13)
Career	1, 4x, vs. Jacksonville State (11/19/13)
Blocked Shots	
Season	1, vs. Jacksonville State (11/19/13)
Career	1, 2x, vs. Jacksonville State (11/19/13)
Minutes Played	
Season	17, vs. Jacksonville State (11/19/13)
Career	17, vs. Jacksonville State (11/19/13)

2013-14 GRANGER GAME-BY-GAME

Opponent	Min	FG-A	Pct.	3PT-A	Pct.	FT-A	Pct.	O-D-T	PF	A	TO	BLK	ST	PTS	AVG
Victory#	14	1-3	.333	0-0	.000	0-0	.000	3-3-6	0	0	2	1	0	2	2.0
Paine#	14	1-3	.333	0-0	.000	0-0	.000	1-3-4	1	1	2	1	1	2	2.0
Nicholls	10	0-0	.000	0-0	.000	2-2	1.000	1-1-2	2	0	1	0	0	2	2.0
Northwestern St.	14	1-1	1.000	0-0	.000	0-0	.000	2-2-4	3	1	0	0	0	2	2.0
Jacksonville St.	17	1-3	.333	0-0	.000	0-0	.000	1-4-5	1	1	2	1	1	2	2.0
Murray St.	9	0-0	.000	0-0	.000	0-0	.000	0-3-3	3	0	0	0	0	0	1.5
Tennessee St.															
at Iowa St.															
vs. Illinois															
Clemson															
Boston College															
Ark-Pine Bluff															
Florida A&M															
at Ole Miss*															
Missouri*															
at Tennessee*															
Florida															
at Miss. St.*															
at Arkansas*															
Alabama*															
Georgia*															
at S. Carolina*															
at LSU*															
Kentucky*															
Miss. St.*															
at Florida*															
Vanderbilt*															
S. Carolina*															
at Alabama*															
Tennessee*															
at Texas A&M*															

MISCELLANEOUS

	2013-14	Career
Dunks	--	2
Charges Taken	--	--
Double-Figure		
Scoring Games	--	--
Double-Figure		
Rebounding Games	--	--
Games With		
Double-Double	--	--
Games Led AU		
In Scoring	--	--
Games Led AU		
In Rebounding	--	--
Games Led AU		
In Assists	--	--

GRANGER'S CAREER STATS

Year	GP-GS	Min-Avg	FG-FGA	Pct	3FG-A	Pct	FT-FTA	Pct	Off-Def-Tot-Avg	PF	FO	Ast	TO	Blk	Stl	Pts	Avg
2012-13	20-3	122-6.1	7-19	.368	0-1	.000	10-12	.833	8-13-21-1.1	15	0	1	7	1	3	24	1.2
2013-14	4-0	50-12.5	2-4	.500	0-0	.000	2-2	1.000	4-10-14-3.5	9	0	2	3	1	1	6	1.5
TOTAL	24-3	172-7.2	9-23	.391	0-1	.000	12-14	.857	12-23-35-1.5	24	0	3	10	2	4	30	1.3

2013-14 AUBURN PLAYER BIOS



**Benas
Griciunas**

#31

7-0 • 225

Freshman

Center

Silute, Lithuania

Findlay Prep

2013-14 UPDATE: Is averaging 4.0 ppg on .400 pct shooting in 14.8 minutes per game off the bench ... Scored a career-high 8 points against Jacksonville State, hitting 4-for-6 at the free throw line, and also pulled down a career-high 3 rebounds, all on the defensive end ... Had 2 points and 2 rebounds in 9 minutes against Northwestern State ... Scored 4 points and grabbed 3 rebounds in the season opener against Nicholls ... Averaged 13.0 ppg and 6.0 rpg in the two exhibition wins ... Came off the bench to score 11 points and grab 8 rebounds in the win over Paine ... Came off the bench to score 15 points on 7-for-8 shooting in the exhibition win over Victory ... Also grabbed 4 rebounds, all on the defensive end, and had 2 blocks.

SEASON/CAREER HIGHS

Points

Season 8, vs. Jacksonville State (11/19/13)

Career 8, vs. Jacksonville State (11/19/13)

Rebounds

Season 3, 3x, vs. Murray State (11/23/13)

Career 3, 3x, vs. Murray State (11/23/13)

Field Goals

Season 2, 2x, vs. Jacksonville State (11/19/13)

Career 2, 2x, vs. Jacksonville State (11/19/13)

Field Goal Attempts

Season 7, vs. Jacksonville State (11/19/13)

Career 7, vs. Jacksonville State (11/19/13)

Three-Point Field Goals

Season --

Career --

Three-Point Attempts

Season 2, vs. Jacksonville State (11/19/13)

Career 2, vs. Jacksonville State (11/19/13)

Free Throws

Season 4, vs. Jacksonville State (11/19/13)

Career 4, vs. Jacksonville State (11/19/13)

Free Throws Attempted

Season 6, vs. Jacksonville State (11/19/13)

Career 6, vs. Jacksonville State (11/19/13)

Assists

Season 1, vs. Jacksonville State (11/19/13)

Career 1, vs. Jacksonville State (11/19/13)

Steals

Season --

Career --

Blocked Shots

Season 1, 3x, vs. Murray State (11/23/13)

Career 1, 3x, vs. Murray State (11/23/13)

Minutes Played

Season 20, vs. Jacksonville State (11/19/13)

Career 20, vs. Jacksonville State (11/19/13)

2013-14 GRICIUNAS GAME-BY-GAME

Opponent	Min	FG-A	Pct.	3PT-A	Pct.	FT-A	Pct.	O-D-T	PF	A	TO	BLK	ST	PTS	AVG
Victory#	20	7-8	.875	0-1	.000	1-2	.500	0-4-4	5	0	0	2	1	15	15.0
Paine#	23	5-9	.556	0-1	.000	1-2	.500	4-4-8	5	0	1	0	0	11	13.0
Nicholls	17	2-4	.500	0-0	.000	0-1	.000	1-2-3	4	0	1	1	0	4	4.0
Northwestern St.	9	1-3	.333	0-1	.000	0-0	.000	2-0-2	2	0	0	1	0	2	3.0
Jacksonville St.	20	2-7	.286	0-2	.000	4-6	.667	0-3-3	3	1	1	0	0	8	4.7
Murray St.	13	1-1	1.000	0-0	.000	0-0	.000	1-2-3	4	0	2	1	0	2	4.0
Tennessee St.															
at Iowa St.															
vs. Illinois															
Clemson															
Boston College															
Ark-Pine Bluff															
Florida A&M															
at Ole Miss*															
Missouri*															
at Tennessee*															
Florida															
at Miss. St.*															
at Arkansas*															
Alabama*															
Georgia*															
at S. Carolina*															
at LSU*															
Kentucky*															
Miss. St.*															
at Florida*															
Vanderbilt*															
S. Carolina*															
at Alabama*															
Tennessee*															
at Texas A&M*															


MISCELLANEOUS

	2013-14	Career
Dunks	--	--
Charges Taken	--	--
Double-Figure		
Scoring Games	--	--
Double-Figure		
Rebounding Games	--	--
Games With		
Double-Double	--	--
Games Led AU		
In Scoring	--	--
Games Led AU		
In Rebounding	--	--
Games Led AU		
In Assists	--	--

GRICIUNAS' CAREER STATS

Year	GP-GS	Min-Avg	FG-FGA	Pct	3FG-A	Pct	FT-FTA	Pct	Off-Def-Tot-Avg	PF	FO	Ast	TO	Blk	Stl	Pts	Avg
2013-14	4-0	59-14.8	6-15	.400	0-3	.000	4-7	.571	4-7-11-2.8	13	0	1	4	3	0	16	4.0
Totals	4-0	59-14.8	6-15	.400	0-3	.000	4-7	.571	4-7-11-2.8	13	0	1	4	3	0	16	4.0

2013-14 AUBURN PLAYER BIOS



**Chris
Griffin**

#32

6-7 • 229

Junior

Forward

Tallahassee, Fla.

Wabash Valley College

2013-14 UPDATE: Averaging 6.5 ppg on .556 pct shooting in 14.5 mpg off the bench ... Has taken a leave from the team due to a personal family issue ... No timetable as been set for his return ... Scored a career-high 13 points on 5-for-9 shooting against Northwestern State ... Also had 2 blocks, 4 rebounds, a steal and an assists against NSU ... Played 12 scoreless minutes off the bench in the season-opener against Nicholls, grabbing 2 rebounds ... Averaged 7.5 ppg and 8.5 rpg in the two exhibition wins ... Starting forward against Paine and finished with 7 points and a game-high 9 rebounds ... 7 of his 9 rebounds came at the defensive end ... Came off the bench for 16 minutes against Victory ... Pulled down a game-high 8 rebounds, 5 on the defensive end ... Finished with 8 points.

SEASON/CAREER HIGHS

Points

Season 13, vs. Northwestern State (11/15/13)

Career 13, vs. Northwestern State (11/15/13)

Rebounds

Season 4, vs. Northwestern State (11/15/13)

Career 6, vs. SIU-Edwardsville (12/30/10)

Field Goals

Season 5, vs. Northwestern State (11/15/13)

Career 5, vs. Northwestern State (11/15/13)

Field Goal Attempts

Season 9, vs. Northwestern State (11/15/13)

Career 9, vs. Northwestern State (11/15/13)

Three-Point Field Goals

Season 3, vs. Northwestern State (11/15/13)

Career 3, vs. Northwestern State (11/15/13)

Three-Point Attempts

Season 5, vs. Northwestern State (11/15/13)

Career 5, vs. Northwestern State (11/15/13)

Free Throws

Season --

Career 4, vs. Reinhardt (11/20/10)

Free Throws Attempted

Season --

Career 5, vs. Bethel (12/15/10)

Assists

Season 1, vs. Northwestern State (11/15/13)

Career 2, 2x, vs. SIU-Edwardsville (12/30/10)

Steals

Season 1, vs. Northwestern State (11/15/13)

Career 2, 2x, vs. Bethel (12/15/10)

Blocked Shots

Season 2, vs. Northwestern State (11/15/13)

Career 2, vs. Northwestern State (11/15/13)

Minutes Played

Season 17, vs. Northwestern State (11/15/13)

Career 17, vs. Northwestern State (11/15/13)

2013-14 GRIFFIN GAME-BY-GAME

Opponent	Min	FG-A	Pct.	3PT-A	Pct.	FT-A	Pct.	O-D-T	PF	A	TO	BLK	ST	PTS	AVG
Victory#	16	4-10	.400	0-4	.000	0-0	.000	3-5-8	3	0	1	0	1	8	8.0
Paine#	*18	3-6	.500	1-3	.333	0-0	.000	2-7-9	1	0	2	1	1	7	7.5
Nicholls	12	0-2	.000	0-2	.000	0-0	.000	0-2-2	0	0	0	0	0	0	0.0
Northwestern St.	17	5-9	.556	3-5	.600	0-0	.000	0-4-4	1	1	2	2	1	13	6.5
Jacksonville St.					DNP										
Murray St.					DNP										
Tennessee St.															
at Iowa St.															
vs. Illinois															
Clemson															
Boston College															
Ark-Pine Bluff															
Florida A&M															
at Ole Miss*															
Missouri*															
at Tennessee*															
Florida															
at Miss. St.*															
at Arkansas*															
Alabama*															
Georgia*															
at S. Carolina*															
at LSU*															
Kentucky*															
Miss. St.*															
at Florida*															
Vanderbilt*															
S. Carolina*															
at Alabama*															
Tennessee*															
at Texas A&M*															


MISCELLANEOUS

	2013-14	Career
Dunks	--	--
Charges Taken	--	--
Double-Figure		
Scoring Games	1	1
Double-Figure		
Rebounding Games	--	--
Games With		
Double-Double	--	--
Games Led AU		
In Scoring	--	--
Games Led AU		
In Rebounding	--	--
Games Led AU		
In Assists	--	--

GRIFFIN'S CAREER STATS

Year	GP-GS	Min-Avg	FG-FGA	Pct	3FG-A	Pct	FT-FTA	Pct	Off-Def-Tot-Avg	PF	FO	Ast	TO	Blk	Stl	Pts	Avg
2010-11	22-0	192-8.7	13-42	.310	2-9	.222	15-21	.714	14-29-43-2.0	17	0	6	17	5	10	43	2.0
2013-14	2-0	29-14.5	5-11	.455	3-7	.429	0-0	.000	0-6-6-3.0	1	0	1	2	2	1	13	6.5
TOTAL	24-0	221-9.2	18-53	.340	5-16	.313	15-21	.714	14-35-49-2.0	18	0	7	19	7	11	56	2.3

2013-14 AUBURN PLAYER BIOS



**Matthew
Atewe**

#41

6-9 • 250

Freshman

Center

Brampton, Ontario,

Canada

Notre Dame Prep

2013-14 UPDATE: Has yet to play this season due to a leg injury ... No return date has been set

SEASON/CAREER HIGHS

Points

Season --

Career --

Rebounds

Season --

Career --

Field Goals

Season --

Career --

Field Goal Attempts

Season --

Career --

Three-Point Field Goals

Season --

Career --

Three-Point Attempts

Season --

Career --

Free Throws

Season --

Career --

Free Throws Attempted

Season --

Career --

Assists

Season --

Career --

Steals

Season --

Career --

Blocked Shots

Season --

Career --

Minutes Played

Season --

Career --

2013-14 ATEWE GAME-BY-GAME

Opponent	Min	FG-A	Pct.	3PT-A	Pct.	FT-A	Pct.	O-D-T	PF	A	TO	BLK	ST	PTS	AVG
Victory#					DNP										
Paine#					DNP										
Nicholls					DNP										
Northwestern St.					DNP										
Jacksonville St.					DNP										
Murray St.					DNP										
Tennessee St.															
at Iowa St.															
vs. Illinois															
Clemson															
Boston College															
Ark-Pine Bluff															
Florida A&M															
at Ole Miss*															
Missouri*															
at Tennessee*															
Florida															
at Miss. St.*															
at Arkansas*															
Alabama*															
Georgia*															
at S. Carolina*															
at LSU*															
Kentucky*															
Miss. St.*															
at Florida*															
Vanderbilt*															
S. Carolina*															
at Alabama*															
Tennessee*															
at Texas A&M*															

MISCELLANEOUS

	2013-14	Career
Dunks	--	--
Charges Taken	--	--
Double-Figure		
Scoring Games	--	--
Double-Figure		
Rebounding Games	--	--
Games With		
Double-Double	--	--
Games Led AU		
In Scoring	--	--
Games Led AU		
In Rebounding	--	--
Games Led AU		
In Assists	--	--

ATEWE'S CAREER STATS

Year	GP-GS	Min-Avg	FG-FGA	Pct	3FG-A	Pct	FT-FTA	Pct	Off-Def-Tot-Avg	PF	FO	Ast	TO	Blk	Stl	Pts	Avg
------	-------	---------	--------	-----	-------	-----	--------	-----	-----------------	----	----	-----	----	-----	-----	-----	-----

THE LAST TIME...

AN AUBURN INDIVIDUAL...

Scored at least 30 points: Earnest Ross (30) at Georgia (2-5-11)
Scored at least 40 points: Wesley Person vs. UAB (12-16-93)
Two players with at least 20 points: Chris Denson (29 points) & KT Harrell (21 points) vs. Northwestern State (11-15-13)
Three players with at least 20 points: Marquis Daniels (27 points), Marco Killingworth (24 points), Derrick Bird (23 points), vs. Georgia State, (11-26-02)
Scored 20 points in a half: Chris Denson (20 points) vs. Northwestern State (11-15-13)
Scored 20 points in 1st half: Chris Denson (20 points) vs. Northwestern State (11-15-13)
Scored 20 points in 2nd half: Frankie Sullivan (23 points) at Arkansas (1-16-13)
A player w/back-to-back 25-point SEC games: Tay Waller, 29 pts v.Arkansas (2-20-10); 29 pts at Ole Miss (2-24-10); 26 pts v. LSU(2-27-10)
A player w/3 straight 25-point SEC games: Tay Waller, 29 pts v. Arkansas (2-20-10); 29 pts at Ole Miss (2-24-10); 26 pts v. LSU(2-27-10)
A player w/5 straight 20-point SEC games: Tay Waller, 29 pts v. Arkansas (2-20-10); 29 pts at Ole Miss (2-24-10); 26 pts v. LSU(2-27-10); 22 pts vs. Miss. State (3-3-10), 22 pts at Alabama (3-6-10)
Zero players scored in double figures: at Vanderbilt (1-7-12)
Only one player scored in double figures: Chris Denson (16 points) vs. Vanderbilt (3-2-13)
1 player score half team's points: Frankie Sullivan (22 points) vs. Long Beach State in 64-43 loss in Honolulu, Hawaii (12-23-11)
Five players scored in double figures: Noel Johnson (14 pts), Jordan Price (14 pts), Chris Denson (13 pts), Rob Chubb (10 pts), Frankie Sullivan (10 pts) vs. Grambling State, (12-11-12)
Six players scored in double figures: Lucas Hargrove (14 points), DeWayne Reed (16 points), Frankie Sullivan (15 points), Tay Waller (13 points), Andre Malone (11 points) and Brendon Knox (18 points), vs. Georgia Southern, (1-2-10)
Had at least 15 rebounds: Rob Chubb vs. IPFW (15 rebounds) (11-9-12)
Had at least 15 rebounds (SEC): Korvotney Barber v. LSU (17 rebounds) (3-7-09)
Had at least 20 rebounds: Kelvin Ardister v. Tenn. (20 reb) (1-4-89)
Had at least 25 rebounds: Rex Frederick at Ole Miss (25 rebounds) (1-6-58)
At least 20 pts & 20 reb: Kelvin Ardister v. Tenn. (22 pts, 20 reb) (1-4-89)
Two players with at least 10 rebounds: KT Harrell (10 rebounds) & Allen Payne (10 rebounds) vs. Murray State (11-23-13)
At least three players with 10 rebounds: at Virginia, Korvotney Barber (13 rebounds), Quantez Robertson (10 rebounds), Lucas Hargrove (10 rebounds), (12-20-08)
Double-Double: KT Harrell (17 pts, 10 reb) vs. Murray State (11-23-13)
2 straight Double-Doubles: Rob Chubb (16 pts, 10 reb) at So. Carolina (1-12-13) & (12 pts, 11 reb) at Arkansas (1-16-13)
3 straight Double-Doubles: Korvotney Barber, 13 points & 17 rebounds at Alabama, (3/3/09), 16 points & 17 rebounds vs. LSU (3-7-09), & 12 points & 10 rebounds vs. Florida (3-13-09) in SEC Tour.
Two players had a double-double: Kenny Gabriel (11 rebounds) & Earnest Ross (10 rebounds) at LSU (3-5-11)
Double-Double with points and assists: Jamison Brewer vs. Louisiana Lafayette, (10 points, 11 assists) (12-4-00)
Triple-Double: Kenny Gabriel (24 pts, 13 reb, 10 blk) vs. Bethune-Cookman (1-2-12)
10 assists: Varez Ward Vs. Bethune-Cookman (10 assists) (1-2-12)
2 players with at least 5 Blocked Shots: Rob Chubb & Willy Kouassi v. Nicholls State (5 each) (11-25-11)...also Kenny Gabriel (4 blocks)
At least 10 Blocks: Kenny Gabriel v. Bethune-Cookman (10 blks) (1-2-12)
At least 5 Steals: Josh Wallace (5 steals) vs. Florida State (1-2-13)
At least 5 Steals (SEC): Josh Wallace (5 steals) at Georgia (2-5-11)
Made 11 straight 3s: Jordan Price (4-4 Gramb/4-4 Furman/3-3 Tennessee Tech (12-11, 15, 18-2012). Ties SEC record by Vandy's Kevin Anglin 1992
Made 27 straight free throws: Frankie Sullivan (27-of-27) to open 2009-10 season to set Auburn consecutive made record; 21 in 2012-13
Led AU in points, rebounds, assists, steals: Frankie Sullivan at Coll. Charleston (24 points, 5 rebounds, 2 assists, 2 steals), (11-16-12)
Hit buzzer beater shot to win a game: Reggie Sharp vs. Alabama, 3-pt FG, (72-69 in OT), (2-21-01)
Played more than 40 minutes: Frankie Sullivan (48 minutes) & Josh Wallace (47 minutes) at Arkansas (2ot) (1-16-13)

AN AUBURN TEAM...

Won in Overtime: vs. Ole Miss, 69-68 (2ot) (1-14-12)
Lost in Overtime: at Mississippi State, 74-71 (ot) (3-9-13)
Won in Double Overtime: vs. Ole Miss, 69-68 (2ot) (1-14-12)

Lost in Double Overtime: at Arkansas, 88-80 (2ot) (1-16-13)
Played back-to-back Overtime Games: v. Ole Miss, W 69-68 (2ot) (1-14-12) and at LSU, L 65-58 (ot) (1-17-12)
Lost back-to-back Road Overtime Games: at Arkansas, 82-79 (2-6-10) and at Mississippi State, 85-75 (2-13-10)
Lost back-to-back Games in Final 5 Seconds: at Alabama (0.3 sec), 51-49 (2-23-11) and vs. Arkansas (5.0 sec.), 57-55 (2-26-11)
3 straight games decided on final possession: at Alabama (0.3 sec), L, 51-49 (2-23-11), v. Arkansas (5.0 sec.), L, 57-55 (2-26-11), v. Ole Miss (OM chance to tie on last possession) W, 76-73 (3-2-11)
Played at least three overtimes: vs. Georgia, (3-1-79), (4ot) in SEC Tournament in Birmingham, Ala.
Missed 23 straight FGs: at Arkansas (1-25-11), last fga 1st half, 0-22 start 2nd
Shot 70% for a half: 72.7% (16-22) at Ole Miss (2-22-03)
Shot 60% for a game: 60.9% (28-46) vs. Arkansas (2-20-10)
Shot less than 30% for game: at Vandy (15-55, 27.3%) (1-7-12)
Shot 100% from the free throw line: v. Long Beach St. (6-6) (12-23-11)
Shot less than 15% from free throw line: v. Florida (1-8, 12.5%) (1-20-11)
Shot 60% from 3-point line: v. Ark.-Pine Bluff (9-15, 60.0%) (11-28-11)
Shot less than 30% in half: 25.9% (7-27) vs. Vandy (1st), (3-2-13)
Shot less than 20% in half: 13.0% (3-23) v. Alabama (1st half), (2-6-13)
Shot less than 10% in a half: 8.3% (2-24) vs. LSU (1st half), (1-8-11)
Shot 55% or better and lost: at Tennessee (56.1%, 32-57) (2-15-06)
Attempted 50 free throws: 52 att. Vanderbilt, (2-6-54)
Attempted 43 free throws: 43 att. vs. North Florida, (12-17-11)
Attempted 40 free throws: 41 att. vs. Florida State, (1-2-13)
Att. at least 30 free throws in half: Florida State (22-of-33, 2nd) (1-2-13)
Made 30 free throws (SEC): v. Fla. (32) 44 fta. (3-10-00), SEC Tour. in Atlanta
Made 30 free throws: 32 at #17 Missouri, 36 att. (2-2-13)
Made at least 10 3-point field goals: at Arkansas (11) (1-16-13)
Failed to make 3-pt field goal: vs. Kentucky (0-15) (1-19-13); at Ole Miss (0-14) (3-1-97) & vs. Florida (0-6) (1-31-87, AU won)
Had at least 50 rebounds: vs. UNC Asheville (50 rebounds) (11-12-10)
Had less than 20 rebounds: vs. Presbyterian (19 reb.) (12-18-10)
Had 25 assists: vs. Tennessee State (26 assists) (12-19-06)
Had at least 15 steals: vs. Georgia Southern (16 steals) (12-29-10)
Had at least 17 blocks: vs. Nicholls State (17 Blocks) (11-25-11)
Had at least 10 blocks: vs. Bethune-Cookman (11 Blocks) (1-2-12)
Had at least 27 lead changes: at Arkansas (27 l.c., 13 ties) (1-16-13)
Scored 50 points in a half (SEC): vs. Ole Miss (51 points, 2nd) (3-2-11)
Scored 60 points in a half: Grambling State (65 points, 2nd) (12-11-12)
Scored 60 points in a half (SEC): at Tennessee (64 points) (2-15-06)
Scored 70 points in a half: vs. Troy State (73 points, 2nd) (12-9-93)
Scored 100 points (SEC): vs. Alabama (102 points) (2-13-99)
Scored 100 points (Non-Conf): vs. Grambling State (105 points) (11-29-03) in Huntsville, Ala.
Scored under 20 points in 1st half: vs. Vanderbilt (17 points) (3-2-13)
Scored under 20 points in a 2nd half: at Vanderbilt (16 pts) (1-7-12)
Scored under 10 points in a half: vs. LSU (6 points, 1st half) (1-8-11)
Scored 35 or under points in a game: at Vanderbilt (35 pts) (1-7-12)
Scored under 50 points in game: at Alabama (43 pts) (2-26-13)
Scored under 50 points in game (SEC): at Alabama (43 pts) (2-26-13)
Biggest comebacks to win: 22 pts at half, AU 82, #13 Louisville 78, Puerto Rico Shootout Championship game (11-26-95); 20 pts w/2:01 left in 1st, AU 76, Ole Miss 73 (3-2-11); 19 pts w/10:43 left, #14 AU 73, at LSU 70 (1-9-99); 19 pts with 11:01 left and 14 pts with 5:00 left, at AU 65, Miss. St. 62 (2-12-1

OPPONENT INDIVIDUALS...

Scored at least 30 points: Jalan West (30), Northwestern State (11-15-13)
Scored at least 30 pts (SEC): Dundreous Nelson (30), Ole Miss, (3-2-11)
Scored at least 35 points: Tasmin Mitchell (38), at LSU, (1-20-10)
Scored at least 40 points: Hersey Hawkins, Bradley, (44 points), (3-17-88), in NCAA Tournament in Atlanta, Ga.
Totalled at least 20 points and 20 rebounds: Louis Amundson, UNLV (22 points and 22 rebounds), (12-12-04)
Two players with 20 points: Jalan West (30 points) and Gary Stewart (23 points) vs. Northwestern State (11-15-13)
Three players with 20 points: Odarte Blankson (22 points), Louis Amundson (22 points), Jerel Blassingame (20 points), UNLV, (12-12-04)
Only one player scored in double figures: D.J. Felder (16 points), Jacksonville State (11-19-13)
Zero players scored in double figures: Nicholls (11-8-13)
Five players scored in double figures: Jalan West (30 pts), Gary Stewart (23 pts),

THE LAST TIME...

Zikiteran Woodley (18 pts), Brison White (16 pts) & DeQuan Hicks (14 pts) vs. Northwestern State (11-15-13)

Five players scored in double figures (SEC): Keion Bell (24 pts), Earnest Ross (23 pts), Laurence Bowers (12 pts), Alex Oriakhi (11 pts), Jabari Brown (11 pts) at #17 Missouri (2-2-13)

Six players scored in double figures: Chris Lofton (25 points), JaJuan Smith (19 points), C.J. Watson (18 points), Andre Patterson (15 points), Major Wingate (12 points), & Stanley Asumnu (10 points), at Tennessee, (2-15-06)

Double-Double: D.J. Felder (16 pts, 12 reb), Jacksonville State (1-19-13)

Double-Double with points and assists: Herman Favors, (10 points, 11 assists), Georgia State, (12-22-03)

Two players had a double-double: Reginald Buckner (11 points, 10 rebounds) & Murphy Holloway (11 pts, 11 reb), v. Ole Miss, (1-14-12)

Triple-Double: Never

Had 15 rebounds: Jeronne Maymon (19 reb), at Tennessee (1-28-12)

Had 20 rebounds: Murphy Holloway, at Ole Miss, (20 reb), (2-24-10)

Had 10 assists: Scottie Wilbekin, #7 Florida, (10 assists), (2-16-13)

Had 5 blocked shots: Nerlens Noel, Kentucky (7 blk) (1-19-13)

Had 5 steals: Trevor Releford, Alabama (5 steals) (2-7-12)

OPPONENT TEAM...

Shot less than 30% in a game: Alabama (28.6%, 14-49) (2-6-13)

Shot less than 30% in a game (SEC): Alabama (28.6%, 14-49) (2-6-13)

Shot less than 15% in a half: at Arkansas (14.8%, 4-27) (1-25-12)

Shot 60% in a game: at #22 Mississippi State, 60.4% (2-4-12)

Shot 60% in a game (SEC): at #22 Mississippi State, 60.4% (2-4-12)

Shot 69% 3fgs in a game: v. UTEP in Honolulu, 69.2% (9-13) (12-25-11)

Shot 60% 3fgs in a game: at #22 Miss. State, 63.2% (12-19), (2-4-12)

Shot 55% or better and lost: Ark.-Pine Bluff 55.6% (25-45) (12-5-10)

Shot 55% or better and lost (SEC): Tennessee 59.2% (29-49) (2-7-09)

Shot 30% or less and won (SEC): Alabama 26.2% (11-42) (2-23-11)

Scored 100 points: Northwestern State (111 points), (11-15-13)

Scored 60 points in a half: at Ole Miss (63 points in 2nd half), (2-15-06)

Scored 70 points in a half: Northwestern State (72 pts in 2nd half), (11-15-13)

Scored 15 points or under in a 1st half: Grambling (15 pts) (12-11-12)

Scored 15 points or under in a 1st half (SEC): Georgia (15 pts) (2-1-12)

Scored 15 points or under in a 2nd half (SEC): Alabama (14 pts) (2-6-13)

Scored under 13 points in a 2nd half: Alabama A&M (12 points) (12-29-08)

Scored under 40 points in a game: Alabama (37 points) (2-6-13)

Scored under 50 points in a game (SEC): Florida (45 points) (1-20-11)

Had 50 rebounds: at Tennessee (53 rebounds) (1-28-12)

Had +20 rebound margin: +23 (53-30), at Tennessee (1-28-12)

Had 25 assists: Vanderbilt (27 assists) in SEC Tour. Atlanta (3-13-08)

Had 15 steals: at Alabama A&M (15 steals) (12-1-09)

Had 10 blocks: at Florida State (10 blocks) (1-4-12)

Failed to make a 3-point field goal: Dayton (0-24) in Chicago Invitational in Hoffmann Estates, Ill. (11-28-08) • set NCAA Record

Attempted 40 free throws: vs. #12 Illinois (40 attempts), (12-29-12)

Attempted 40 free throws (SEC): at Alabama (40 attempts), (2-23-11)

Made 30 free throws: at Florida (32) 40 fta. (2-18-10)

Made at least 18 3-point field goals: Samford (18-of-33) (11-19-10)

Made at least 10 3-point fgs: Northwestern State (14-of-27) (11-15-13)

Attempted at least 30 free throws in a half: at USF (19-of-31) (12-15-10)

2013-14 Auburn Tigers Basketball
AU Season Box Score (as of Nov 23, 2013)
All games

RECORD:	OVERALL	HOME	AWAY	NEUTRAL
ALL GAMES	3-1	3-1	0-0	0-0
CONFERENCE	0-0	0-0	0-0	0-0
NON-CONFERENCE	3-1	3-1	0-0	0-0

##	Player	gp-gs	min	avg	Total	3-Point	F-Throw	Rebounds														
					fg-fga	fg%	3fg-fga	3fg%	ft-fa	ft%	off	def	tot	avg	pf	dq	a	to	blk	stl	pts	avg
03	Denson, Chris	4-4	130	32.5	28-50	.560	3-9	.333	28-44	.636	7	17	24	6.0	6	0	13	3	1	5	87	21.8
01	Harrell, KT	4-4	122	30.5	23-55	.418	6-22	.273	21-26	.808	6	16	22	5.5	10	0	7	11	2	3	73	18.3
00	Dixon-Tatum, Asauhn	4-4	85	21.3	13-22	.591	0-0	.000	7-11	.636	17	10	27	6.8	13	1	1	9	9	1	33	8.3
13	Shamsid-Deen, Tahj	4-4	102	25.5	11-31	.355	3-13	.231	4-8	.500	2	2	4	1.0	9	0	14	6	0	3	29	7.3
32	Griffin, Chris	2-0	29	14.5	5-11	.455	3-7	.429	0-0	.000	0	6	6	3.0	1	0	1	2	2	1	13	6.5
02	Payne, Allen	4-4	108	27.0	10-22	.455	0-4	.000	5-7	.714	7	19	26	6.5	6	0	9	4	1	5	25	6.3
21	Canada, Malcolm	4-0	57	14.3	4-14	.286	0-2	.000	11-15	.733	0	11	11	2.8	6	0	7	4	0	4	19	4.8
11	Wade, Dion	4-0	47	11.8	6-13	.462	4-11	.364	1-1	1.000	4	4	8	2.0	7	0	4	1	0	0	17	4.3
31	Griciunas, Benas	4-0	59	14.8	6-15	.400	0-3	.000	4-7	.571	4	7	11	2.8	13	0	1	4	3	0	16	4.0
22	Holmes, C.J.	1-0	1	1.0	1-1	1.000	0-0	.000	0-0	.000	0	0	0	0.0	0	0	0	0	0	0	2	2.0
25	Granger, Jordon	4-0	50	12.5	2-4	.500	0-0	.000	2-2	1.000	4	10	14	3.5	9	0	2	3	1	1	6	1.5
20	Thompson, Alex	1-0	9	9.0	0-1	.000	0-1	.000	1-2	.500	2	2	4	4.0	1	0	1	0	0	0	1	1.0
04	Waddell, Devin	1-0	1	1.0	0-0	.000	0-0	.000	0-0	.000	0	0	0	0.0	1	0	0	0	0	0	0	0.0
Team											6	7	13									
Total.....		4	800		109-239	.456	19-72	.264	84-123	.683	59	111	170	42.5	82	1	60	47	19	23	321	80.2
Opponents.....		4	800		98-235	.417	33-82	.402	57-96	.594	50	90	140	35.0	96	3	55	49	13	16	286	71.5

Score by Periods	1st	2nd	Totals
AU	150	171	321
Opponents	115	171	286

2013-14 Auburn Tigers Basketball
AU Season Schedule/Results & Leaders (as of Nov 24, 2013)
All games

RECORD:	OVERALL	HOME	AWAY	NEUTRAL
ALL GAMES	3-1	3-1	0-0	0-0
CONFERENCE	0-0	0-0	0-0	0-0
NON-CONFERENCE	3-1	3-1	0-0	0-0

Date	Opponent	Score	Att.	High Points	High Rebounds
11/08/13	NICHOLLS	W 76-54	4196	(21)Harrell, KT	(8)Dixon-Tatum, Asauhn
11/15/13	NORTHWESTERN STATE	92-111 L	5823	(29)Denson, Chris	(9)Denson, Chris
11/19/13	JACKSONVILLE STATE	W 78-54	4016	(15)Denson, Chris	(7)Dixon-Tatum, Asauhn
11/23/13	MURRAY STATE	W 75-67	4171	(23)Denson, Chris	(10)Payne, Allen (10)Harrell, KT

* - Conference game

Attendance Summary	Games	Attend	Avg/Game
Home	4	18206	4552
Away	0	0	0
Neutral	0	0	0
Total	4	18206	4552