



2021 AUBURN SOCCER

AUBURN ATHLETICS COMMUNICATIONS: 392 SOUTH DONAHUE DRIVE || AUBURN, AL 36830 || AUBURNTIGERS.COM || @AUBURNSOCCER

SCHEDULE/RESULTS

Overall Record: 12-6-1
SEC Record: 5-4-1
H: 8-2-0 // A: 3-3-1 // N: 1-1-0

Date	Opponent	Time/Result
Aug. 19	at Samford	W, 2-1
Aug. 21	#12 BYU	W, 2-1
Aug. 26	at Troy	W, 2-1
Sept. 2	UAB	W, 4-1
Sept. 5	Chattanooga	W, 3-0
Sept. 9	Alabama A&M	W, 5-0
Sept. 12	#1 Florida State	L, 1-2
Sept. 17	Georgia *	W, 3-0
Sept. 23	at #17 Tennessee *	L, 1-2 (2OT)
Sept. 26	Texas A&M *	W, 3-0
Oct. 1	at #17 South Carolina *	L, 2-3
Oct. 7	at Mississippi State *	W, 1-0
Oct. 10	LSU *	W, 1-0 (OT)
Oct. 17	Florida *	W, 2-0
Oct. 21	#4 Arkansas *	L, 0-2
Oct. 24	at #13 Ole Miss *	T, 2-2 (2OT)
Oct. 28	at Alabama *	L, 0-1
Nov. 2	vs. South Carolina !	W, 2-1
Nov. 4	vs. #5 Arkansas !	L, 1-5
Nov. 12	vs. Samford §	5 p.m.

All times Central // Home games in **Bold**
* = SEC Game // ! = SEC Tournament //
§ - NCAA Tournament

AUBURN ATHLETICS COMMUNICATIONS

George NunnelleyAssistant Director
..... gnnunnelley@auburn.edu
..... 502-609-9982
Kirk SampsonAssociate AD
..... sampska@auburn.edu

Web AuburnTigers.com
Twitter @AuburnSoccer
Instagram @AuburnSoccer
Facebook /AuburnSoccer
Office Phone 334-844-9800



vs. Samford

Friday, Nov. 12 • 5 p.m. CT



Site Auburn, Ala.
Venue Auburn Soccer Complex (1,500)
TV SEC Network+ (Brit Bowen, Mac Matthews)
Live Stats AuburnTigers.com
Twitter @AuburnSoccer
Auburn in NCAA Tournament 13-16-0 (17th appearance)
Series vs. Samford Auburn leads, 12-2-2
Last 10 vs. Samford Auburn leads, 7-2-1
Series in Auburn Auburn leads, 6-1-1
Last Meeting Auburn 2, Samford 1 (Aug. 19, 2021)

STARTING XI

- » Auburn is making its 17th NCAA Tournament appearance in program history, all coming under head coach Karen Hoppa in the last 21 seasons.
- » The team's 17 tournament appearances since 2001 are tied with Florida for the second most in the SEC, trailing only Texas A&M (20).
- » The Tigers earned a top-16 seed in Monday's selection show for the fourth time in program history (No. 3 seed - 2011; No. 4 seed - 2015-16, 2021).
- » Auburn is 13-16-0 all-time in the NCAA Tournament, including 6-3-0 at the Auburn Soccer Complex and as a national seed.
- » The team has advanced to the second round, third round and quarterfinals in its three previous appearances as a national seed.
- » Friday marks the eighth time the team has hosted a first-round contest and is its fifth straight tournament appearance as a host (2015-18, 2021).
- » Twenty-six of Auburn's 31 players will make their NCAA Tournament debuts Friday.
- » By way of defeating South Carolina for the first time since 2012, the Tigers are coming off the program's first appearance in the SEC Tournament semifinals since 2016.
- » Auburn is 12-2-2 all-time against Samford, and Friday will mark the first time the two teams have met in the NCAA Tournament.
- » Five of the last seven contests between the Tigers and Bulldogs have been decided by one goal, including a 2-1 Auburn win in the 2021 season opener in Birmingham.

INSIDE THE MATCHUP

AUBURN TIGERS

Rankings USC: RV | TopDrawer: 24
2021 Record 12-6-1
SEC 5-4-1
Home 8-2-0
Away 3-3-1
Neutral 1-1-0
Head Coach Karen Hoppa
Record at AU (Yrs.) 266-174-45 (23rd)
Overall Record (Yrs.) 330-218-54 (29th)
Record vs. Samford 12-2-2

SAMFORD BULLDOGS

Rankings USC: RV | TopDrawer: NR
2021 Record 15-3-2
SoCon 9-0-0
Home 10-1-0
Away 5-2-2
Neutral 0-0-0
Head Coach Todd Yelton
Record at Samford (Yrs.) 252-104-48 (20th)
Overall Record (Yrs.) 292-136-52 (24th)
Record vs. Auburn 2-12-2

AUBURN AT THE NCAA TOURNAMENT

2001

Nov. 16, 2001
Clemson, S.C.
NCAA First Round

	1	2	0	F
Auburn	0	0	-	0
#19 Florida State	0	0	-	1

2002

Nov. 15, 2002
Tallahassee, Fla.
NCAA First Round

	1	2	0	F
Auburn	2	0	-	2
UCF	0	0	-	0

Nov. 17, 2002
Tallahassee, Fla.
NCAA Second Round

	1	2	0	F
Auburn	0	1	-	1
Florida State	1	1	-	2

2003

Nov. 14, 2003
Tallahassee, Fla.
NCAA First Round

	1	2	0	F
Auburn	1	0	-	1
Oklahoma State	0	0	-	0

Nov. 16, 2003
Tallahassee, Fla.
NCAA Second Round

	1	2	0	F
F/20T Auburn	1	0	0	0
#6 Florida State	0	1	1	2

2004

Nov. 12, 2004
Auburn, Ala.
NCAA First Round

	1	2	0	F
Auburn	0	2	-	2
Clemson	0	0	-	0

Nov. 14, 2004
Auburn, Ala.
NCAA Second Round

	1	2	0	F
Auburn	0	0	-	0
#14 Washington	1	0	-	1

2006

Nov. 10, 2006
Tallahassee, Fla.
NCAA First Round

	1	2	0	F
Auburn	0	1	-	1
#21 California	2	1	-	3

2007

Nov. 16, 2007
Gainesville, Fla.
NCAA First Round

	1	2	0	F
Auburn	0	1	-	1
UCF	2	1	-	3

2008

Nov. 14, 2008
Auburn, Ala.
NCAA First Round

	1	2	0	F
Auburn	1	1	-	2
Belmont	0	0	-	0

Nov. 16, 2008
Auburn, Ala.
NCAA Second Round

	1	2	0	F
Auburn	0	0	-	0
#6 Florida State	1	0	-	1

2009

Nov. 13, 2009
Tallahassee, Fla.
NCAA First Round

	1	2	0	F
Auburn	0	1	0	1
California	1	0	1	2

2010

Nov. 12, 2010
Tallahassee, Fla.
NCAA First Round

	1	2	0	F
Auburn	0	1	-	1
#25 USF	1	2	-	3

2011

Nov. 12, 2011
Auburn, Ala.
NCAA First Round

	1	2	0	F
Auburn	1	1	-	2
Utah State	0	1	-	1

Nov. 18, 2011
Stillwater, Okla.
NCAA Second Round

	1	2	0	F
Auburn	0	0	-	0
Maryland	0	1	-	1

2012

Nov. 9, 2012
Seattle, Wash.
NCAA First Round

	1	2	0	F
Auburn	2	0	-	2
Belmont	1	0	-	1

Nov. 15, 2012
Provo, Utah
NCAA Second Round

	1	2	0	F
Auburn	0	0	-	0
#2 BYU	0	1	-	1

2014

Nov. 15, 2014
Fort Myers, Fla.
NCAA First Round

	1	2	0	F
Auburn	1	0	-	1
Florida Gulf Coast	0	0	-	0

Nov. 16, 2014
Gainesville, Fla.
NCAA Second Round

	1	2	0	F
Auburn	1	0	-	0
#16 Texas Tech	1	1	-	2

AUBURN AT THE NCAA TOURNAMENT

2015

Nov. 14, 2015
Auburn, Ala.
NCAA First Round

	1	2	0	F
Auburn	1	2	0	1
SE Louisiana	0	0	-	0

Nov. 20, 2015
Tallahassee, Fla.
NCAA Second Round

	1	2	0	F
Auburn	2	0	1	3
#15 Texas Tech	1	1	0	2

Nov. 22, 2015
Tallahassee, Fla.
NCAA Sweet 16

	1	2	0	F
Auburn	0	0	-	0
#2 Florida State	2	0	-	2

2016

Nov. 12, 2016
Auburn, Ala.
NCAA First Round

	1	2	0	F
Auburn	1	3	-	4
South Alabama	0	0	-	0

Nov. 18, 2016
Gainesville, Fla.
NCAA Second Round

	1	2	0	F
Auburn	3	1	-	4
#13 UConn	1	0	-	1

Nov. 20, 2016
Gainesville, Fla.
NCAA Sweet 16

	1	2	0	F
Auburn	1	2	-	3
#9 Florida	0	1	-	1

Nov. 25, 2016
Los Angeles, Calif.
NCAA Elite Eight

	1	2	0	F
Auburn	0	0	-	0
#3 USC	1	0	-	1

2017

Nov. 10, 2017
Auburn, Ala.
NCAA First Round

	1	2	0	F
Auburn	0	1	-	1
Hofstra	0	0	-	0

Nov. 17, 2017
Palo Alto, Calif.
NCAA Second Round

	1	2	0	F
Auburn	0	0	-	0
#1 Stanford	0	2	-	2

2018

Nov. 9, 2018
Auburn, Ala.
NCAA First Round

	1	2	0	F
Auburn	0	0	-	0
Minnesota	0	2	-	2

Auburn Records at the NCAA Tournament

Most Goals Scored	4 (2x), vs. South Alabama (2016), vs. UConn (2016)
Most Goals Allowed	3 (3x), vs. USF (2010), vs. UCF (2007), vs. California (2006)
Fewest Goals Allowed	0 (7x), vs. UCF (2002), vs. Oklahoma State (2004), vs. Clemson (2004), vs. Belmont (2008), vs. FGCU (2014), vs. SE Louisiana (2015), vs. South Alabama (2016)
Most Goals Scored in 1st Half	3, vs. UConn (2016)
Most Goals Allowed in 1st Half	2 (3x), vs. California (2006), vs. UCF (2007), vs. Florida State (2015)
Most Goals Scored in 2nd Half	3, vs. South Alabama (2016)
Most Goals Allowed in 2nd Half	2 (3x), vs. USF (2010), at Stanford (2017), vs. Minnesota (2018)
Most Goals Scored in a Defeat	1 (7x), last vs. BYU (2012)
Most Goals Allowed in a Victory	2, vs. Texas Tech (2015)
Largest Margin of Victory	4, vs. South Alabama (2016)
Largest Margin of Defeat	2 (8x), last vs. Minnesota (2018)
Quickest Goal Scored in 1st Half	2:12, Tori Ball vs. Washington (2012)
Quickest Goal Allowed in 1st Half	0:55, vs. UConn (2016)
Quickest Goal Scored in 2nd Half	51:41, Ana Cate vs. USF (2010)
Quickest Goal Allowed in 2nd Half	45:34, vs. Florida State (2003)
Most Shots Taken	29, vs. SE Louisiana (2015)
Most Shots Allowed	26, vs. Florida State (2008)
Fewest Shots Taken	3, vs. Florida State (2002)
Fewest Shots Allowed	1, vs. South Alabama (2016)
Most Corners Taken	12 (2x), vs. Utah State (2011), vs. SE Louisiana (2015)
Most Corners Allowed	13, vs. Oklahoma State (2003)
Fewest Corners Taken	0, vs. FGCU (2014)
Fewest Corners Allowed	0 (2x), vs. USF (2010), vs. Florida (2016)
Most Saves	12, vs. Florida State (2008)
Fewest Saves	1 (4x), vs. Belmont (2008), vs. Utah State (2011), vs. SE Louisiana (2015), vs. South Alabama (2016)
Most Fouls Committed	18, vs. Florida State (2002)
Fewest Fouls Committed	4 (2x), vs. UCF (2002), vs. SE Louisiana (2015)
Most Shots in 1st Half	18, vs. SE Louisiana (2015)
Fewest Shots in 1st Half	1, vs. Clemson (2004)
Most Shots Allowed in 1st Half	11, vs. Florida State (2015)
Fewest Shots Allowed in 1st Half	0 (2x), vs. Utah State (2011), vs. South Alabama (2016)
Most Shots in 2nd Half	12, vs. Florida State (2008)
Fewest Shots in 2nd Half	1 (2x), vs. Florida State (2002), at Stanford (2017)
Most Shots Allowed in 2nd Half	17, vs. Florida State (2008)
Fewest Shots Allowed in 2nd Half	1, vs. South Alabama (2016)
Consecutive Minutes Without Allowing a Goal	150:31, vs. UConn (2016), vs. Florida (2016)
Record Attendance at Auburn	1,729, vs. SE Louisiana (2015)
Record Attendance at Other Venue	2,317, vs. BYU (2012)

#WarEagle



AuburnTigers.com



@AuburnSoccer | @AuburnTigers
@AUCoachHoppa



/AuburnSoccer
/AuburnTigers

TEAM SCHEDULE » WEEK OF NOVEMBER 8-14

MONDAY November 8	TUESDAY November 9	WEDNESDAY November 10	THURSDAY November 11	FRIDAY November 12	SATURDAY November 13	SUNDAY November 14
TRAINING 5:00 pm	TRAINING 4:30 pm	FILM 5:00 pm	TRAINING 4:45 pm	MATCH DAY 5:00 pm vs. Samford	TBD	TBD

AUBURN ATHLETICS COMMUNICATIONS

AUBURNTIGERS.COM

For updated game notes, statistics and all the latest information on Auburn women's soccer and gameday activities, go to AuburnTigers.com.

INTERVIEW POLICY

Coach Hoppa, assistant coaches and selected athletes are available for phone and zoom interviews by contacting George Nunnelley in the communications office. Postgame interviews with Coach Hoppa and requested players will be conducted virtually following a brief cooling-off period. Practices are closed.

CREDENTIALS

Media capacity for the 2021 season will be very limited and conducted on a first-come, first-serve basis. Anyone wishing to cover Auburn women's soccer matches should contact George Nunnelley in the communications office at least one day in advance in order to make the proper arrangements.

GAMEDAY SERVICES

Notes and stats will be available online at AuburnTigers.com. Wireless internet is available in the press box; ask George Nunnelley to login.

VIDEO SERVICES

FTP feeds of selected Auburn women's soccer highlights are available for the media. A number of studio and satellite services may be arranged for electronic media by calling Andrew Aaron in the Auburn video services office at 334-750-7133 or by emailing aba0016@auburn.edu.

PHOTO SERVICES

For photos of Auburn women's soccer or anything pertaining to Auburn Athletics, contact Shanna Lockwood at 334-332-5750 or via email at sal0002@auburn.edu.

COMMUNICATIONS STAFF

George Nunnelley	Women's Soccer contact
cell:	502-609-9982
email:	gnunnelley@auburn.edu
Kirk Sampson	Associate AD
cell:	334-750-1385
email:	sampska@auburn.edu
Weston Carter	SEC Network/TV contact
cell:	217-260-2978
email:	weston.carter@auburn.edu

QUICK FACTS

UNIVERSITY INFORMATION

City / Zip Auburn, Ala. / 36831
 Founded Oct. 1, 1856
 Enrollment 30,737
 Nickname Tigers
 Colors Navy Blue and Burnt Orange
 Affiliation NCAA Division I
 Conference Southeastern Conference
 Stadium Auburn Soccer Complex
 Stadium Capacity 1,500
 Interim President Dr. Jay Gogue
 Athletic Director Allen Greene
 SWA Joy Vrbka

TEAM INFORMATION

Letterwinners Returning/Lost 17/7
 Starters Returning/Lost 10/2
 2020-21 Overall Record 10-5-3
 2020 Conference Record/Finish 3-3-2/8th

AUBURN PROGRAM HISTORY

All-Time Record 319-224-56 (.579)
 All-Time SEC Record 135-110-32 (.545)
 NCAA Tournament Appearances 17
 NCAA Tournament Record 13-16 (.448)
 SEC Tournament Appearances 26
 SEC Tournament Record 15-23-5 (.407)

STAFF INFORMATION

Head Coach Karen Hoppa
 Alma Mater, Year UCF, 1990
 Year at Auburn 23rd
 Year Overall 29th
 Career Record 330-218-54 (.593)
 at Auburn 266-174-45 (.595)
 Assistant Coach Ben Madsen
 Alma Mater, Year Lincoln Memorial, 2003
 Assistant Coach Nick Flohre
 Alma Mater, Year Indianapolis, 2003
 Director of Operations Amy Reif
 Alma Mater, Year Auburn, 1998

GAMEDAY EXPERIENCE: AUBURN SOCCER COMPLEX

» Auburn Soccer Complex is in its 28th season as home of Auburn women's soccer. The Tigers have played there in all but one season (1993), when they played at Wilbur "Bodie" Hinton Field. Since moving to the facility, Auburn boasts a record of 179-67-21 (.710). The Auburn Soccer Complex seats 1,500. Located across the street from the Auburn Athletic Complex, the soccer stadium's natural turf playing surface is 120 yards long, by 78 yards wide.



A CLOSER LOOK AT THE MATCHUP

Auburn	Value (SEC/NCAA Rank)*
Total Goals.....	37 (5th/57th)
Total Assists	44 (3rd/20th)
Total Points	118 (4th/40th)
Scoring Offense.....	1.95 (5th/60th)
Assists Per Game.....	2.32 (3rd/21st)
Shots Per Game.....	15.32 (5th/65th)
SOG Per Game	6.11 (7th/140th)
Saves Per Game.....	3.00 (12th/300th)
Save Percentage	0.722 (11th/269th)
Team GAA.....	1.136 (5th/132nd)
Shutout Percentage.....	0.368 (4th/114th)
Shutouts	7
Goals Allowed.....	22

Samford	Value (SEC/NCAA Rank)*
Total Goals.....	44 (1st/25th)
Total Assists	36 (1st/47th)
Total Points	124 (1st/28th)
Scoring Offense.....	2.20 (2nd/35th)
Assists Per Game.....	1.80 (1st/55th)
Shots Per Game.....	15.40 (4th/64th)
SOG Per Game	7.65 (4th/45th)
Saves Per Game.....	3.50 (10th/269th)
Save Percentage	0.814 (5th/81st)
Team GAA.....	0.777 (1st/39th)
Shutout Percentage.....	0.450 (1st/57th)
Shutouts	9
Goals Allowed.....	16

* - stats as of 11/10

PREVIOUS MEETINGS

Sept. 4, 2015	F
Auburn	2
Samford	0
<i>in Auburn, Ala.</i>	
Aug. 28, 2016	F
Auburn	4
Samford	3
<i>in Birmingham, Ala.</i>	
Aug. 16, 2018	F
Auburn	4
Samford	0
<i>in Birmingham, Ala.</i>	
Sept. 15, 2019	F (2OT)
Auburn	3
Samford	3
<i>in Auburn, Ala.</i>	
Aug. 19, 2021	F
Auburn	2
Samford	1
<i>in Birmingham, Ala.</i>	

STRONG STRETCH

- » Since falling to Arkansas in last year's SEC Tournament, Auburn is 18-7-2 (.704).
- » The Tigers have outscored opponents 53-25 during the stretch.

ALL-SEC HONORS

- » Alyssa Malonson was named the SEC Defender of the Year, becoming Auburn's fourth Player of the Year in program history and its first since Julie King in 2011.
- » Anna Haddock joined Malonson as a First Team All-SEC honoree and was the only sophomore to earn the distinction, while redshirt sophomore Marissa Arias tied for the league lead in conference goals and earned second-team accolades.
- » It's marked the first time since 2017 Auburn had multiple first-team performers.

IRON WOMAN


- » Malonson returned for her final season at Auburn after being selected by the N.C. Courage with the 20th pick of the 2021 NWSL Draft and has continued to start every game (96) since stepping foot on campus.
- » She is the program record holder for games played, games started and consecutive games started.

SUPER SOPHOMORES

- » Auburn has started at least six true or redshirt sophomores in every game this season, and at least one member of the group has scored in 14 of 19 games.
- » The group has accounted for 21 goals (57%), 28 assists (64%) and 70 points (59%).

PLAYER TO WATCH: OLIVIA CANDELINO

» Sophomore forward Olivia Candelino was named to the SEC's All-Tournament Team after assisting in back-to-back games against South Carolina and Arkansas in Orange Beach. Candelino is tied for the team lead with eight assists and is one of four Tigers to have registered double digit points this season. The Jacksonville, Florida, native has assisted in three of the last four games.



LEADING THE CHARGE

- » After leading all freshmen nationally with 10 assists a season ago, Haddock leads the team and ranks top seven in the SEC in goals (nine), assists (eight) and points (26).
- » Haddock has gotten on the scoresheet in 13 of 19 games this season and has registered the most points by a Tiger since 2016.

ARIAS ON THE ATTACK

- » Arias ranks second on the team with 17 points and tied for second with seven goals.
- » All seven of Arias' goals and 15 of her 17 points came in a span of nine games from Sept. 9-Oct. 17.

RED-HOT RICHARDS

- » Sydney Richards has registered career bests in goals (seven) and points (15) and has tallied five goals in the last 10 games.
- » She is tied with Arias for second on the team in goals and ranks third in points.

D-TEAM

- » prior to allowing five goals against Arkansas, Auburn had allowed 20 goals in its last 26 contests dating back to the beginning of last spring - good for a 0.74 GAA.
- » The Tigers turned in 12 shutouts during the span, including a league best five in conference play.

TALE OF TWO HALVES

- » Thirteen of Auburn's 37 goals this season have come in the first half, including four of 15 goals in league play.
- » The Tigers are 12-2-1 when leading or tied at half and 0-4-0 when trailing at half.

ROSTER

BY NUMBER						BY NAME		
No.	Name	Pos.	Ht.	Year	Hometown (High School/Last School)	No.	Name	Pos.
0	Madeline Moore	D	5-9	So.	Winter Haven, Fla. (Winter Haven Senior)	19	Marissa Arias	F/MF
00	Maddie Prohaska	GK	5-9	So.	West Chester, Ohio (Lakota West)	6	Jolie Baltzegar	F
1	Hailey Whitaker	MF/F	5-1	Sr.	Birmingham, Ala. (Oak Mountain)	25	Micah Beasley	MF
2	Riley Petcosky	D/MF	5-5	Jr.	Vestal, N.Y. (Cedar Park)	13	Kylie Bechard	F/MF
3	Alyssa Malonson	D/MF	5-3	Sr.-2	Spring, Texas (Klein)	5	Brooke Berdan	D/MF
4	Anna Haddock	MF	5-5	So.	Bowling Green, Ky. (Greenwood)	17	Maddy Bondon	MF/D
5	Brooke Berdan	D/MF	5-8	Jr.	Boulder, Colo. (Fairview)	10	Sammie Brown	MF
6	Jolie Baltzegar	MF/D	5-5	So.	Evans, Ga. (Greenbrier)	23	Olivia Candelino	F
7	Carly Thatcher	MF	5-2	Fr.	Greer, S.C. (Riverside)	33	Katie Carrino	GK
8	Mallory Mooney	MF/F	5-2	So.	Broomfield, Colo. (Broomfield)	22	M.E. Craven	D
9	Hannah Waesch	MF	5-5	So.	The Colony, Texas (The Colony)	20	Olivia Dedels	MF
10	Sammie Brown	MF	5-3	So.	Morgantown, W.V. (Morgantown)	12	Haley Duca	MF
11	LJ Knox	D	5-10	Fr.	Brentwood, Tenn. (Brentwood Academy)	24	Makenna Garcia	GK
12	Haley Duca	MF	5-2	Fr.	Chelsea, Ala. (Chelsea)	34	Layton Glisson	F
13	Kylie Bechard	F/MF	5-2	R-So.	Columbus, Ga. (Harris County)	4	Anna Haddock	MF
14	Sydney Richards	F/MF	5-7	Jr.	Plano, Texas (Plano Senior)	11	LJ Knox	D
15	Sydney Thibodaux	MF	5-5	Fr.	Montgomery, Texas (Lake Creek)	21	Sabrina McNeill	F/MF
16	Rocio Sanders	F/MF	5-4	Sr.-2.	Satellite Beach, Fla. (Cocoa Beach)	3	Alyssa Malonson	D
17	Maddy Bondon	MF/D	5-4	So.	Duluth, Ga. (Peachtree Ridge)	8	Mallory Mooney	F
18	Jaycie Silhan	MF	5-11	Fr.	Spring, Texas (Klein Oak)	0	Madeline Moore	D
19	Marissa Arias	F/MF	5-4	R-So.	San Antonio, Texas (Louis D. Brandeis)	2	Riley Petcosky	MF/D
20	Olivia Dedels	MF	5-6	Sr.	Lawrenceville, Ga. (Collins Hill)	00	Maddie Prohaska	GK
21	Sabrina McNeill	F/MF	5-4	Gr.	Whitby, Ontario (Eastern Michigan)	14	Sydney Richards	F/MF
22	M.E. Craven	D	6-2	Sr.	Alpharetta, Ga. (Lambert)	16	Rocio Sanders	F
23	Olivia Candelino	F	5-5	So.	Jacksonville, Fla. (The Bolles School)	18	Jaycie Silhan	MF
24	Makenna Garcia	GK	5-5	R-Fr.	Pflugerville, Texas (Hendrickson)	32	Maddie Simpson	F
25	Micah Beasley	MF	5-3	Fr.	Klein, Texas (Connections Academy)	26	Grace Sklopan	MF
26	Grace Sklopan	MF	5-3	Gr.	Alexandria, Va. (Virginia Tech)	7	Carly Thatcher	MF
32	Maddie Simpson	F	5-7	So.	Wausau, Wisc. (DC Everest Senior)	15	Sydney Thibodaux	MF
33	Katie Carrino	GK	5-11	Fr.	Benedict, Md. (The Calverton School)	9	Hannah Waesch	MF
34	Layton Glisson	F	5-7	Fr.	Dacula, Ga. (Hebron Christian Academy)	1	Hailey Whitaker	MF/F

Head Coach: Karen Hoppa (23rd season at Auburn, 29th overall)
 Associate Head Coach: Ben Madsen (10th season at Auburn)
 Assistant Coach: Nick Flohre (3rd season at Auburn)
 Director of Operations: Amy Reif (4th season at Auburn)

BY CLASS

Freshmen (9)

Micah Beasley, Katie Carrino, Haley Duca, Makenna Garcia, Layton Glisson, LJ Knox, Jaycie Silhan, Carly Thatcher, Sydney Thibodaux

Sophomores (12)

Marissa Arias, Jolie Baltzegar, Kylie Bechard, Maddy Bondon, Sammie Brown, Olivia Candelino, Anna Haddock, Mallory Mooney, Madeline Moore, Maddie Prohaska, Maddie Simpson, Hannah Waesch

Juniors (3)

Brooke Berdan, Riley Petcosky, Sydney Richards

Seniors (7)

M.E. Craven, Olivia Dedels, Sabrina McNeill, Alyssa Malonson, Rocio Sanders, Grace Sklopan, Hailey Whitaker

PRONUNCIATION GUIDE

Marissa ARIAS	AH-ree-ahss
JOLIE BALTZEGAR	JOE-lee Balt-zi-GER
Kylie BECHARD	beh-SHARD
Maddy BONDON	BON-den
Olivia CANDELINO	Can-da-LEE-no
Katie CARRINO	Kah-REE-no
Olivia DEDELS	De-DELLS
Haley DUCA	DOO-kah
Anna HADDOCK	HAD-ick
Alyssa MALONSON	muh-LAHN-sahn
Riley PETCOSKY	pet-KAH-skee
Maddie PROHASKA	pro-HASS-kah
ROCIO Sanders	row-SEE-oh
Jaycie SILHAN	Sil-HAHN
Grace SKLOPAN	SKLO-pin
Sydney THIBODAUX	TIB-ah-dough
Hannah WAESCH	Wesh

@AUOACHOPPA

KAREN HOPPA » HEAD COACH

- » Hoppa's 318 wins entering 2021 are the 13th most among coaches who have patrolled the coaches box for 28 years or less
- » Her 254 wins over past 22 years are the fifth highest clip in the SEC since 1999, including the second highest mark in the SEC West
- » Amassed seven SEC Western Division Championships, one regular season title and one conference tournament crown
- » Coached 70 All-SEC selections, including three SEC Player of the Year choices and two SEC Scholar-Athletes of the Year
- » Guided 52 All-Region honorees and 14 All-Americans since arriving on The Plains
- » Advanced to the SEC Tournament 19 consecutive years, the second-longest active streak in the conference
- » Collected Team Academic Award 15 times since 2004
- » Quartet of players have earned CoSIDA Academic All-America recognition while Katy Frierson was named the NSCAA Scholar-Athlete of the Year in 2010.
- » Program has had 17 10-plus win seasons in 22 seasons
- » Holds record of 70-37-10 (.641) against SEC West teams
- » Made 16 NCAA Tournament appearances, including 12 of last 15 campaigns
- » Reached NCAA Quarterfinals for first time in program history in 2016 and went to the second round of the tournament in a record four straight seasons (2014-17)
- » Set program record in wins in back-to-back seasons in 2015 (16) and 2016 (17)
- » Team has broken 47 single-season records in her tenure with the Tigers
- » Named United States National Team's Youth Goalkeeper Coordinator in 2002
- » Coached on the U19 United States National Team in the inaugural FIFA Women's U19 World Championships in 2002
- » Captured gold over Canada in 2002 U19 World Championships
- » Served as assistant and goalkeeper coach for U18 United States for the Albena Cup in Bulgaria
- » Spent 12 years at UCF as student-athlete, assistant coach and head coach
- » Won five Trans America Athletic Conference titles, including four in a row during the 1993-96 campaigns
- » Three-year starter as goalkeeper for the Golden Knights
- » Allowed just 30 goals (0.594 per game) en route to 43-13-7 playing record
- » Holds three career records, including fewest goals allowed, lowest goals against average and total shutouts at UCF
- » Named 1990 NCAA Goalkeeper of the Year and was a finalist for the Hermann Award in 1990
- » Graduated Magna Cum Laude with a degree in psychology from UCF
- » Served as the United Soccer Coaches Chair of NCAA Division I Women's Coaches from 2017-20
- » Married Scott Hoppa and has one daughter, Bailey

Coaching Record Year-by-Year

Year	School	Record
1993	Central Florida	8-7-1
1994	Central Florida	13-5-1
1995	Central Florida	10-7-4
1996	Central Florida	13-7-1
1997	Central Florida	8-10-2
1998	Central Florida	12-8
1999	Auburn	6-13
2000	Auburn	13-7
2001	Auburn	11-8-1
2002	Auburn	15-5-2
2003	Auburn	14-4-3
2004	Auburn	15-4-2
2005	Auburn	8-12-1
2006	Auburn	11-6-3
2007	Auburn	10-8-2
2008	Auburn	12-9-2
2009	Auburn	10-9-3
2010	Auburn	11-8-2
2011	Auburn	15-7-2
2012	Auburn	13-11-1
2013	Auburn	8-9-4
2014	Auburn	12-7-3
2015	Auburn	16-6-1
2016	Auburn	17-7-0
2017	Auburn	8-7-5
2018	Auburn	12-6-2
2019	Auburn	7-10-2
2020	Auburn	10-5-3
2021	Auburn	12-6-1
Overall		330-218-54
at Auburn		266-174-45
at Central Florida		64-44-9

Overall Milestone Matches

First win.....2-1 vs. Saint Mary's, 1993
 100th win4-0 vs. South Alabama, 2002
 200th win 1-0 vs. Alabama, 2010
 300th win 1-0 at Missouri, 2018

Auburn Milestone Matches

First win..... 4-0 vs. Southwest Texas State, 1999
 50th win 2-0 vs. Dartmouth, 2003
 100th win 1-0 vs. Mississippi State, 2007
 150th win3-2 vs. Florida, 2011
 200th win3-2 vs. Texas Tech, 2015
 250th win 1-0 vs. Georgia, 2021

SEC STANDINGS

EASTERN DIVISION STANDINGS

	Division		Conference		W-L-T	Home	Away	Neutral
	W-L-T	Pts.	W-L-T	Pts.				
Tennessee	5-1-0	15	8-2-0	24	18-2-0	9-0-0	6-2-0	3-0-0
South Carolina	4-1-1	13	6-3-1	19	11-6-1	5-2-1	6-3-0	0-0-0
Vanderbilt	4-1-1	13	5-4-1	16	8-8-3	5-4-2	3-4-0	0-0-1
Georgia	3-2-1	10	4-4-2	14	11-5-3	8-3-1	3-2-1	0-0-1
Florida	1-4-1	4	3-6-1	10	4-12-4	2-6-2	2-5-1	0-0-1
Missouri	1-5-0	3	3-7-0	9	7-10-0	5-5-0	2-5-0	0-0-0
Kentucky	1-5-0	3	1-9-0	3	7-10-2	6-4-1	1-6-1	0-0-0

WESTERN DIVISION STANDINGS

	Division		Conference		W-L-T	Home	Away	Neutral
	W-L-T	Pts.	W-L-T	Pts.				
Arkansas	5-1-0	15	9-1-0	27	16-4-0	8-0-0	4-3-0	4-1-0
Ole Miss	3-2-1	10	6-3-1	19	12-5-3	6-1-2	5-3-1	1-1-0
Auburn	3-2-1	10	5-4-1	16	12-6-1	8-2-0	3-3-1	1-1-0
Alabama	3-2-1	10	5-4-1	16	10-9-1	10-2-0	0-6-1	0-1-0
LSU	2-4-0	6	4-6-0	12	11-7-1	5-2-0	5-4-0	1-1-1
Miss. State	2-4-0	6	3-6-1	10	5-8-3	5-3-0	0-5-3	0-0-0
Texas A&M	1-4-1	4	3-6-1	10	7-9-2	5-4-1	2-5-1	0-0-0

NATIONAL POLLS

UNITED SOCCER COACHES (NOV. 9)

Rk.	School	2021 Record
1	Florida State*	16-1-2
2	Virginia	16-2-2
3	UCLA	16-0-3
4	Duke	13-3-1
5	Rutgers	17-3-0
6	Tennessee*	18-2-0
7	Arkansas*	16-4-0
8	TCU	17-2-2
9	Michigan	15-3-3
10	North Carolina	12-2-3
11	Southern Cal	13-3-2
12	Santa Clara	11-5-2
13	BYU*	13-4-1
14	Xavier	16-1-1
15	Washington State	13-2-4
16	Brown	12-3-0
17	Ole Miss*	12-5-3
18	Memphis	13-4-2
19	Pepperdine	15-3-1
20	Stanford	13-5-1
21	Texas	11-4-6
22	Georgetown	12-1-6
23	South Florida	12-3-3
24	Purdue	14-4-2
25	SMU	11-4-2

AROUND THE SEC

Friday, Nov. 12

Alabama at Clemson.....	3 p.m.
Lipscomb at #3 Tennessee.....	4 p.m.
Samford at #4 Auburn.....	5 p.m.
Northwestern State at #2 Arkansas.....	6:30 p.m.
Saint Louis at Ole Miss.....	7 p.m.

Saturday, Nov. 13

South Carolina at #2 North Carolina.....	1 p.m.
--	--------

Sunday, Nov. 14

LSU at Memphis.....	1 p.m.
---------------------	--------

AUBURN IN THE POLLS

Date	Rec.	USC	TDS
PRE	0-0-0	NR	NR
Week 1	2-0-0	14	22
Week 2	3-0-0	11	19
Week 3	5-0-0	10	16
Week 4	6-1-0	12	16
Week 5	7-1-0	11	13
Week 6	8-2-0	13	16
Week 7	8-3-0	22	23
Week 8	10-3-0	23	19
Week 9	11-3-0	19	18
Week 10	11-4-1	19	20
Week 11	11-5-1	RV	23
Week 12	12-6-1	RV	24

TOP DRAWER SOCCER (NOV. 8)

Rk.	School	2021 Record
1	Florida State*	16-1-2
2	UCLA	16-0-3
3	Virginia	16-2-2
4	North Carolina	12-2-3
5	TCU	17-2-2
6	Tennessee*	18-2-0
7	Rutgers	17-3-0
8	Arkansas*	16-4-0
9	Brown	12-3-0
10	Pepperdine	15-3-1
11	Southern Cal	13-3-2
12	Duke	13-3-1
13	Princeton	14-2-1
14	Michigan	15-3-3
15	Stanford	13-5-1
16	Georgetown	13-1-6
17	BYU*	13-4-1
18	Xavier	16-2-1
19	Hofstra	16-3-1
20	Memphis	13-4-2
21	Purdue	14-4-2
22	South Florida	12-3-3
23	Notre Dame	13-5-1
24	Auburn	12-6-1
25	Texas	11-4-6

* - 2021 Auburn opponent

HONORS AND AWARDS

Marissa Arias

- » Second Team All-SEC
- » TDS Team of the Week - HM (Oct. 4)

Brooke Berdan

- » SEC Community Service Team

Olivia Candelino

- » SEC All-Tournament Team

M.E. Craven

- » SEC All-Tournament Team

Anna Haddock

- » First Team All-SEC
- » SEC Offensive Player of the Week (Aug. 23)
- » TDS Team of the Week (Aug. 24)
- » TDS Team of the Week - HM (Aug. 31)
- » SEC Offensive Player of the Week (Sept. 20)
- » TDS Team of the Week (Sept. 21)
- » SEC Preseason Watch List

Alyssa Malonson

- » SEC Defender of the Year
- » First Team All-SEC
- » SEC Defensive Player of the Week (Aug. 23)
- » TDS Team of the Week - HM (Sept. 21, Oct. 19)
- » TDS Team of the Week (Oct. 12)
- » SEC Preseason Watch List

Maddie Prohaska

- » SEC Preseason Watch List

Sydney Richards

- » TDS Team of the Week - HM (Sept. 7)
- » TDS Team of the Week - HM (Sept. 28)

Carly Thatcher

- » SEC Freshman of the Week (Sept. 13)
- » TDS Team of the Week - HM (Sept. 14)

Hannah Waesch

- » TDS Team of the Week (Sept. 7)

AUBURN IN 2021

Overall	12-6-1
Home	8-2-0
Away	3-3-1
Neutral	1-1-0
SEC	5-4-1
Home	4-1-0
Away	1-3-1
In overtime	1-1-1
vs. Ranked opponents	1-5-1
vs. Unranked opponents	11-1-0
Scoring first	11-1-0
Opponent scores first	1-5-1
Leading at half	6-0-0
Trailing at half	0-4-0
Tied at half	6-2-1
Outshooting opponent	10-1-0
Outshot by opponent	2-5-0
Same number of shots	0-0-1
Taking more corner kicks	10-1-0
Allowing more corner kicks	1-4-1
Same number of corner kicks	1-1-0
Making more saves	4-5-0
Allowing more saves	7-0-1
Same number of saves	1-1-0
Committing more fouls	2-0-0
Drawing more fouls	8-5-1
Same number of fouls	2-1-0
Televised games	2-2-0
Non-televised games	10-4-1
Wearing white kits	9-2-1
Wearing blue kits	3-4-0
Sunday	4-1-1
Monday	0-0-0
Tuesday	1-0-0
Wednesday	0-0-0
Thursday	5-4-0
Friday	1-1-0
Saturday	1-0-0
August	3-0-0
September	5-2-0
October	3-3-1
November	1-1-0

THE LAST TIME

TEAM

Scored 5-plus goals	5, vs. Alabama A&M (9/9/2021)
Scored 4 goals	4, vs. UAB (9/2/2021)
Scored 3 goals	3, vs. Texas A&M (9/26/2021)
Scored 2 goals	2, vs. South Carolina (11/2/2021)
Scored 1 goal	1, vs. Arkansas (11/4/2021)
Was shutout	0, at Alabama (10/28/2021)
Allowed 5 goals	5, vs. Arkansas (11/4/2021)
Allowed 4 goals	4, vs. Arkansas (11/17/20)
Allowed 3 goals	3, at South Carolina (10/1/2021)
Allowed 2 goals	2, at Ole Miss (10/24/2021)
Allowed 1 goal	1, vs. South Carolina (11/2/2021)
Shutout an opponent	vs. Florida (10/17/2021)
Attempted 30-plus shots	49, vs. Alabama A&M (9/9/2021)
Attempted 20-29 shots	25, vs. Florida (10/17/2021)
Attempted 10-19 shots	16, at Alabama (10/28/2021)
Allowed 20-plus shots	21, at Georgia (10/18/2020)
Allowed 15-19 shots	18, vs. Arkansas (11/4/2021)
Allowed 10-15 shots	14, at Alabama (10/28/2021)
Allowed 5-9 shots	9, vs. LSU (10/10/2021)
Allowed 1-4 shots	2, vs. Florida (10/17/2021)
Won in overtime	1-0 (OT), vs. LSU (10/10/2021)
Lost in overtime	2-1 (2OT), at Tennessee (9/23/2021)
Tied in overtime	2-2 (2OT), at Ole Miss (10/24/2021)
Had 10-20 corner kicks	12, vs. Alabama A&M (9/9/2021)
Won a penalty kick shootout	2-2 (5-3 PK), vs. South Carolina (11/4/2015)
Lost a penalty kick shootout	1-1 (2-1 PK), vs. Florida (10/28/2018)

INDIVIDUAL

Scored 3 goals in a half	3, Mallory Mooney vs. Virginia Tech (4/17/2021)
Scored 3 goals in a match	3, Carly Thatcher vs. Alabama A&M (9/9/2021)
Scored 4 goals in a match	4, Tiffany Smith vs. LaGrange (9/25/1993)
Had 3 assists in a match	3, Casie Ramsier vs. UConn (11/18/2016)
Had 4 assists in a match	4, Anna Haddock vs. Kennesaw State (2/19/2021)
Took 10 shots in a match	10, Kristen Dodson vs. High Point (9/8/2017)
Had 10 saves in a match	10, Maddie Prohaska (10/30/2020)
Had 15 saves in a match	15, Meredith McPherson vs. Arkansas (9/24/1994)
Recorded a shutout	Maddie Prohaska vs. Florida (10/17/2021)
Had consecutive shutouts	3, Maddie Prohaska at MSU/vs. LSU/vs. Florida (10/7-17/2021)
Scored a penalty kick	Sydney Richards & Anna Haddock vs. Texas A&M (9/26/2021)
Saved a penalty kick	Sarah Le Beau vs. Florida (9/27/2015)
Goalkeeper scored a goal	Karina Micomonaco at West Florida (10/23/1993)
Goalkeeper had an assist	Alyse Scott vs. Memphis (9/5/2014)

FACILITY UPGRADE: NEW LED LIGHTS

» In 2018, Auburn Soccer Complex had a minor procedure that has had a major impact on the gameday experience. The Tigers became proud owners of a LED light system that allows for light shows to be played throughout the game. Keep your eye for the feature during starting lineup and after an Auburn goal.



0



Madeline Moore
5-9 | D | So.
Winter Haven, Fla.

2021 Game-By-Game

Opp	GS	Min	G	A	Pts	Sh
at Samford	*	90	0	0	0	0
BYU	*	83	0	0	0	0
at Troy	*	90	0	0	0	0
UAB	*	90	0	1	1	0
UTC	*	84	0	1	1	0
AAMU	*	68	0	0	0	0
FSU	*	90	0	0	0	0
Georgia	*	9	0	0	0	0
at UT	-	-	-	-	-	-
Texas A&M	-	-	-	-	-	-
at USC	-	-	-	-	-	-
at MSU	-	-	-	-	-	-
LSU	-	-	-	-	-	-
Florida	-	-	-	-	-	-
Arkansas	-	-	-	-	-	-
at Ole Miss	-	-	-	-	-	-
at Alabama	-	-	-	-	-	-
vs. USC	-	-	-	-	-	-
vs. Ark	-	-	-	-	-	-

Career Highs

Minutes Played

S: 90 (4x) vs. FSU (9/12)
C: 110 vs. LSU (2/26/21)

Goals

S: --
C: --

Assists

S: 1 (2x) vs. Chattanooga (9/5)
C: 1 (3x) vs. Chattanooga (9/5/21)


Points

S: 1 (2x) vs. Chattanooga (9/5)
C: 1 (3x) vs. Chattanooga (9/5/21)

Career Stats

Season	GP	G	A	Pts	Sh	GW
2020	18	0	1	1	2	0
2021	8	0	2	2	0	0
Totals	26	0	3	3	2	0

00



Maddie Prohaska
5-9 | GK | So.
West Chester, Ohio

2021 Game-By-Game

Opp	GS	Min	GA	GAA	Sv	Sho
at Samford	*	90	1	1.00	4	0
BYU	*	90	1	1.00	3	0
at Troy	*	90	1	1.00	1	0
UAB	*	90	1	1.00	4	0
UTC	*	90	0	0.00	0	1
AAMU	*	90	0	0.00	0	1
FSU	*	90	2	2.00	2	0
Georgia	*	90	0	0.00	4	1
at UT	*	101	2	2.00	6	0
Texas A&M	*	90	0	0.00	0	1
at USC	*	90	3	3.00	2	0
at MSU	*	90	0	0.00	4	1
LSU	*	90	0	0.00	1	1
Florida	*	90	0	0.00	1	1
Arkansas	*	90	2	2.00	4	0
at Ole Miss	*	110	2	2.00	5	0
at Alabama	*	90	1	1.00	5	0
vs. USC	*	90	1	1.00	5	0
vs. Ark	*	90	5	5.00	3	0

Career Highs

Minutes Played

S: 110 at Ole Miss (10/24)
C: 110 (4x) at Ole Miss (10/24/21)

Goals Allowed

S: 5 vs. Arkansas (11/4)
C: 5 vs. Arkansas (11/4/21)


Saves

S: 6 at Tennessee (9/23)
C: 10 at Arkansas (10/30/20)

Career Stats

Season	GP	Min	GA	GAA	Sv	Sho
2020	17	1573:40	14	0.80	76	6/2
2021	19	1742:38	22	1.14	54	7/0
Totals	36	3317:18	36	0.98	130	13/2

1



Hailey Whitaker
5-1 | MF/F | Sr.
Birmingham, Ala.

2021 Game-By-Game

Opp	GS	Min	G	A	Pts	Sh
at Samford	*	62	0	0	0	2
BYU	*	64	0	0	0	0
at Troy	*	50	0	0	0	1
UAB	*	46	0	0	0	1
UTC	*	57	0	1	1	1
AAMU	-	32	0	0	0	3
FSU	-	37	0	0	0	0
Georgia	*	63	0	0	0	2
at UT	*	101	0	0	0	1
Texas A&M	*	71	0	0	0	0
at USC	*	77	0	0	0	1
at MSU	*	90	0	0	0	0
LSU	*	80	0	0	0	0
Florida	*	87	0	0	0	0
Arkansas	*	90	0	0	0	0
at Ole Miss	*	104	0	0	0	0
at Alabama	*	90	0	0	0	0
vs. USC	*	90	0	0	0	0
vs. Ark	*	90	0	0	0	0

Career Highs

Minutes Played

S: 104 at Ole Miss (10/24)
C: 104 (2x) at Ole Miss (10/24/21)

Goals

S: --
C: 1 (7x) vs. South Alabama (4/3/21)

Assists

S: 1 vs. Chattanooga (9/5)
C: 2 (2x) vs. South Alabama (4/3/21)

Points

S: 1 vs. Chattanooga (9/5)
C: 4 (2x) vs. South Alabama (4/3/21)

Career Stats

Season	GP	G	A	Pts	Sh	GW
2018	20	2	3	7	20	1
2019	19	3	4	10	32	2
2020	17	2	2	6	28	1
2021	19	0	1	1	12	0
Totals	75	7	10	24	92	4

2



Riley Petcosky
5-5 | D/MF | Jr.
Vestal, N.Y.

2021 Game-By-Game

Opp	GS	Min	G	A	Pts	Sh
at Samford	-	15	0	0	0	0
BYU	-	11	0	0	0	0
at Troy	-	10	0	0	0	0
UAB	-	24	0	0	0	0
UTC	-	36	0	1	1	1
AAMU	-	35	0	0	0	0
FSU	-	-	-	-	-	-
Georgia	-	81	0	0	0	0
at UT	-	-	-	-	-	-
Texas A&M	-	23	0	0	0	0
at USC	-	54	0	0	0	0
at MSU	-	14	0	0	0	0
LSU	-	1	0	0	0	0
Florida	-	3	0	0	0	0
Arkansas	-	-	-	-	-	-
at Ole Miss	-	8	0	0	0	0
at Alabama	-	13	0	0	0	0
vs. USC	-	26	0	0	0	0
vs. Ark	-	22	0	0	0	0

Career Highs

Minutes Played

S: 81 vs. Georgia (9/17)
C: 90 vs. Virginia Tech (9/1/19)

Goals

S: --
C: --

Assists

S: 1 vs. Chattanooga (9/5)
C: 2 vs. Virginia Tech (9/1/19)

Points

S: 1 vs. Chattanooga (9/5)
C: 2 vs. Virginia Tech (9/1/19)

Career Stats

Season	GP	G	A	Pts	Sh	GW
2019	18	0	2	2	3	0
2020	9	0	0	0	3	0
2021	16	0	1	1	1	0
Totals	43	0	3	3	7	0

3



Alyssa Malonson
5-3 | D/MF | Sr.-2
Spring, Texas

2021 Game-By-Game

Opp	GS	Min	G	A	Pts	Sh
at Samford	*	84	1	0	2	1
BYU	*	86	0	1	1	2
at Troy	*	80	0	0	0	1
UAB	*	82	0	0	0	1
UTC	*	67	0	0	0	1
AAMU	*	68	0	2	2	1
FSU	*	90	0	0	0	0
Georgia	*	90	0	0	0	0
at UT	*	101	0	0	0	1
Texas A&M	*	90	0	0	0	0
at USC	*	80	1	0	2	1
at MSU	*	90	0	0	0	0
LSU	*	93	0	1	1	1
Florida	*	90	0	0	0	1
Arkansas	*	90	0	0	0	0
at Ole Miss	*	110	0	0	0	0
at Alabama	*	90	0	0	0	1
vs. USC	*	90	0	0	0	0
vs. Ark	*	90	0	0	0	0

Career Highs

Minutes Played

S: 110 at Ole Miss (10/24)
C: 110 (7x) at Ole Miss (10/24/21)

Goals

S: 1 (2x) at South Carolina (10/1)
C: 1 (4x) at South Carolina (10/1/21)

Assists

S: 2 vs. AAMU (9/9)
C: 2 (6x) vs. AAMU (9/9/21)


Points

S: 2 (3x) at South Carolina (10/1)
C: 2 (10x) at South Carolina (10/1/21)

Career Stats

Season	GP	G	A	Pts	Sh	GW
2017	20	0	6	6	17	0
2018	20	0	8	8	12	0
2019	19	1	1	3	5	1
2020	18	1	4	6	19	0
2021	19	2	4	8	12	0
Totals	96	4	23	31	65	1

4



Anna Haddock
5-5 | MF | So.
Bowling Green, Ky.

2021 Game-By-Game

Opp	GS	Min	G	A	Pts	Sh
at Samford	*	90	1	0	2	3
BYU	*	90	2	0	4	5
at Troy	*	89	0	2	2	1
UAB	*	76	0	0	0	3
UTC	*	80	1	0	2	5
AAMU	*	52	0	1	1	6
FSU	*	89	1	0	2	2
Georgia	*	88	2	0	4	7
at UT	*	101	0	0	0	2
Texas A&M	*	74	1	0	2	4
at USC	*	90	0	1	1	1
at MSU	*	90	0	1	1	0
LSU	*	89	0	0	0	4
Florida	*	82	0	2	2	4
Arkansas	*	90	0	0	0	1
at Ole Miss	*	103	1	0	2	2
at Alabama	*	90	0	0	0	4
vs. USC	*	82	0	1	1	3
vs. Ark	*	41	0	0	0	1

Career Highs

Minutes Played

S: 103 at Ole Miss (10/24)
C: 110 (2x) vs. Ole Miss (10/13/20)

Goals

S: 2 (2x) vs. Georgia (9/17)
C: 2 (2x) vs. Georgia (9/17/21)

Assists

S: 2 (2x) vs. Florida (10/17)
C: 4 vs. Kennesaw (2/19/21)

Points

S: 4 (2x) vs. Georgia (9/17)
C: 4 (4x) vs. Georgia (9/17/21)

Career Stats

Season	GP	G	A	Pts	Sh	GW
2020	18	2	10	14	54	0
2021	19	9	8	26	58	4
Totals	37	11	18	40	112	4

6



Jolie Baltzegar
5-5 | MF/D | So.
Evans, Ga.

2021 Game-By-Game

Opp	GS	Min	G	A	Pts	Sh
at Samford	-	-	-	-	-	-
BYU	-	-	-	-	-	-
at Troy	-	-	-	-	-	-
UAB	-	-	-	-	-	-
UTC	-	-	-	-	-	-
AAMU	-	-	-	-	-	-
FSU	-	-	-	-	-	-
Georgia	-	-	-	-	-	-
at UT	-	-	-	-	-	-
Texas A&M	-	-	-	-	-	-
at USC	-	-	-	-	-	-
at MSU	-	-	-	-	-	-
LSU	-	-	-	-	-	-
Florida	-	-	-	-	-	-
Arkansas	-	-	-	-	-	-
at Ole Miss	-	-	-	-	-	-
at Alabama	-	-	-	-	-	-
vs. USC	-	-	-	-	-	-
vs. Ark	-	-	-	-	-	-

Career Highs

Minutes Played

S: --
C: 78 vs. Miss. State (9/18/20)

Goals

S: --
C: --

Assists

S: --
C: --

Points

S: --
C: --

Career Stats

Season	GP	G	A	Pts	Sh	GW
2020	17	0	1	1	8	0
2021	--	--	--	--	--	--
Totals	17	0	1	1	8	0

7



Carly Thatcher
5-2 | MF | Fr.
Pensacola Beach, Fla.

2021 Game-By-Game

Opp	GS	Min	G	A	Pts	Sh
at Samford	-	-	-	-	-	-
BYU	-	4	0	1	1	1
at Troy	-	18	0	0	0	0
UAB	-	18	0	0	0	0
UTC	-	-	-	-	-	-
AAMU	-	27	3	0	6	3
FSU	-	34	0	0	0	0
Georgia	-	29	0	1	1	2
at UT	-	34	0	0	0	0
Texas A&M	-	31	0	0	0	0
at USC	-	21	0	0	0	0
at MSU	-	13	0	0	0	0
LSU	-	31	0	0	0	1
Florida	-	37	0	0	0	2
Arkansas	-	31	0	0	0	1
at Ole Miss	-	44	0	0	0	1
at Alabama	-	30	0	0	0	2
vs. USC	-	17	0	0	0	0
vs. Ark	-	-	-	-	-	-

Career Highs

Minutes Played

S: 44 at Ole Miss (10/24)
C: 44 at Ole Miss (10/24/21)

Goals

S: 3 vs. AAMU (9/9)
C: 3 vs. AAMU (9/9/21)

Assists

S: 1 (2x) vs. Georgia (9/17)
C: 1 (2x) vs. Georgia (9/17/21)

Points

S: 6 vs. AAMU (9/9)
C: 6 vs. AAMU (9/9/21)

Career Stats

Season	GP	G	A	Pts	Sh	GW
2021	16	3	2	8	11	0

8



Mallory Mooney
5-2 | MF/F | So.
Broomfield, Colo.

2021 Game-By-Game

Opp	GS	Min	G	A	Pts	Sh
at Samford	*	90	0	0	0	0
BYU	*	90	0	0	0	0
at Troy	*	83	0	0	0	0
UAB	*	74	0	2	2	0
UTC	*	75	0	0	0	0
AAMU	*	63	0	0	0	0
FSU	*	84	0	0	0	1
Georgia	*	90	0	1	1	0
at UT	*	101	0	0	0	1
Texas A&M	*	86	0	0	0	0
at USC	*	72	0	0	0	0
at MSU	*	76	0	0	0	0
LSU	*	93	0	0	0	1
Florida	*	90	0	1	1	0
Arkansas	*	81	0	0	0	0
at Ole Miss	*	102	0	0	0	2
at Alabama	*	82	0	0	0	1
vs. USC	*	90	0	0	0	1
vs. Ark	*	84	0	0	0	0

Career Highs

Minutes Played

S: 102 at Ole Miss (10/24)
C: 104 vs. vs. LSU (2/26/21)

Goals

S: --
C: 3 vs. Virginia Tech (4/17/21)

Assists

S: 2 vs. UAB (9/2)
C: 2 (2x) vs. UAB (9/2/21)


Points

S: 2 vs. UAB (9/2)
C: 6 vs. Virginia Tech (4/17/21)

Career Stats

Season	GP	G	A	Pts	Sh	GW
2020	18	5	4	14	17	2
2021	19	0	4	4	6	0
Totals	37	5	8	18	23	2

9



Hannah Waesch
5-5 | MF | So.
The Colony, Texas

2021 Game-By-Game

Opp	GS	Min	G	A	Pts	Sh
at Samford	*	90	0	0	0	0
BYU	*	90	0	0	0	1
at Troy	*	90	1	0	2	2
UAB	*	86	0	0	0	0
UTC	*	82	0	0	0	1
AAMU	*	60	0	0	0	0
FSU	*	90	0	0	0	0
Georgia	*	90	0	0	0	0
at UT	*	101	0	0	0	0
Texas A&M	*	90	0	0	0	1
at USC	*	90	0	0	0	1
at MSU	*	90	0	0	0	0
LSU	*	93	0	0	0	0
Florida	*	90	0	0	0	1
Arkansas	*	90	0	0	0	0
at Ole Miss	*	110	0	0	0	0
at Alabama	*	90	0	0	0	3
vs. USC	*	90	0	0	0	0
vs. Ark	*	90	0	0	0	1

Career Highs

Minutes Played

S: 110 at Ole Miss (10/24)
C: 110 (2x) at Ole Miss (10/24/21)

Goals

S: 1 at Troy (8/26)
C: 1 (2x) at Troy (8/26/21)

Assists

S: --
C: 1 (2x) at Alabama (3/27/21)


Points

S: 2 at Troy (8/26)
C: 3 vs. Kennesaw (2/19/21)

Career Stats

Season	GP	G	A	Pts	Sh	GW
2020	18	1	2	4	10	0
2021	19	1	0	2	8	0
Totals	37	2	2	6	18	0

10



Sammie Brown
5-3 | MF | So.
Morgantown, W.V.

2021 Game-By-Game

Opp	GS	Min	G	A	Pts	Sh
at Samford	-	-	-	-	-	-
BYU	-	-	-	-	-	-
at Troy	-	-	-	-	-	-
UAB	-	-	-	-	-	-
UTC	-	-	-	-	-	-
AAMU	-	-	-	-	-	-
FSU	-	-	-	-	-	-
Georgia	-	-	-	-	-	-
at UT	-	-	-	-	-	-
Texas A&M	-	-	-	-	-	-
at USC	-	-	-	-	-	-
at MSU	-	-	-	-	-	-
LSU	-	-	-	-	-	-
Florida	-	-	-	-	-	-
Arkansas	-	-	-	-	-	-
at Ole Miss	-	-	-	-	-	-
at Alabama	-	-	-	-	-	-
vs. USC	-	-	-	-	-	-
vs. Ark	-	-	-	-	-	-

Career Highs

Minutes Played

S: --
C: --

Goals

S: --
C: --

Assists

S: --
C: --


Points

S: --
C: --

Career Stats

Season	GP	G	A	Pts	Sh	GW
2020	1	0	0	0	0	0
2021	--	--	--	--	--	--
Totals	1	0	0	0	0	0

11



LJ Knox
5-10 | D | Fr.
Brentwood, Tenn.

2021 Game-By-Game

Opp	GS	Min	G	A	Pts	Sh
at Samford	-	-	-	-	-	-
BYU	-	-	-	-	-	-
at Troy	-	-	-	-	-	-
UAB	-	-	-	-	-	-
UTC	-	-	-	-	-	-
AAMU	-	-	-	-	-	-
FSU	-	-	-	-	-	-
Georgia	-	-	-	-	-	-
at UT	-	-	-	-	-	-
Texas A&M	-	7	0	0	0	0
at USC	-	9	0	0	0	0
at MSU	-	-	-	-	-	-
LSU	-	13	0	0	0	0
Florida	-	3	0	0	0	0
Arkansas	-	19	0	0	0	0
at Ole Miss	-	6	0	0	0	0
at Alabama	-	-	-	-	-	-
vs. USC	-	-	-	-	-	-
vs. Ark	-	69	0	0	0	1

Career Highs

Minutes Played

S: 69 vs. Arkansas (11/4)
C: 69 vs. Arkansas (11/4/21)

Goals

S: --
C: --

Assists

S: --
C: --

Points

S: --
C: --

Career Stats

Season	GP	G	A	Pts	Sh	GW
2021	7	0	0	0	1	0

12



Haley Duca
5-2 | MF | Fr.
Chelsea, Ala.

2021 Game-By-Game

Opp	GS	Min	G	A	Pts	Sh
at Samford	-	-	-	-	-	-
BYU	-	-	-	-	-	-
at Troy	-	-	-	-	-	-
UAB	-	-	-	-	-	-
UTC	-	-	-	-	-	-
AAMU	-	-	-	-	-	-
FSU	-	-	-	-	-	-
Georgia	-	-	-	-	-	-
at UT	-	-	-	-	-	-
Texas A&M	-	-	-	-	-	-
at USC	-	-	-	-	-	-
at MSU	-	-	-	-	-	-
LSU	-	-	-	-	-	-
Florida	-	-	-	-	-	-
Arkansas	-	-	-	-	-	-
at Ole Miss	-	-	-	-	-	-
at Alabama	-	-	-	-	-	-
vs. USC	-	-	-	-	-	-
vs. Ark	-	-	-	-	-	-

Career Highs

Minutes Played

S: --
C: --

Goals

S: --
C: --

Assists

S: --
C: --

Points

S: --
C: --

Career Stats

Season	GP	G	A	Pts	Sh	GW
2021	--	--	--	--	--	--

13



Kylie Bechard
5-2 | F/MF | R-So.
Phenix City, Ala.

2021 Game-By-Game

Opp	GS	Min	G	A	Pts	Sh
at Samford	-	28	0	0	0	0
BYU	-	25	0	1	1	0
at Troy	-	48	0	0	0	1
UAB	-	30	2	0	4	2
UTC	-	33	0	0	0	2
AAMU	-	16	0	1	1	0
FSU	-	46	0	0	0	0
Georgia	-	23	0	0	0	0
at UT	*	50	0	0	0	2
Texas A&M	-	35	0	0	0	0
at USC	-	38	0	0	0	0
at MSU	-	41	0	0	0	2
LSU	-	27	0	0	0	2
Florida	-	-	-	-	-	-
Arkansas	-	-	-	-	-	-
at Ole Miss	-	-	-	-	-	-
at Alabama	-	-	-	-	-	-
vs. USC	-	-	-	-	-	-
vs. Ark	-	-	-	-	-	-

Career Highs

Minutes Played

S: 50 at Tennessee (9/23)
C: 50 at Tennessee (9/23/21)

Goals

S: 2 vs. UAB (9/2)
C: 2 vs. UAB (9/2/21)

Assists

S: 1 (2x) vs. AAMU (9/9)
C: 1 (2x) vs. AAMU (9/9/21)

Points

S: 4 vs. UAB (9/2)
C: 4 vs. UAB (9/2/21)

Career Stats

Season	GP	G	A	Pts	Sh	GW
2021	13	2	2	6	11	0

14



Sydney Richards
5-7 | F/MF | Jr.
Plano, Texas

2021 Game-By-Game

Opp	GS	Min	G	A	Pts	Sh
at Samford	*	76	0	0	0	1
BYU	*	81	0	0	0	4
at Troy	*	64	0	0	0	3
UAB	*	67	2	0	4	3
UTC	*	67	0	0	0	1
AAMU	*	57	0	1	1	4
FSU	*	62	0	0	0	1
Georgia	*	60	0	0	0	3
at UT	*	88	0	0	0	3
Texas A&M	*	64	1	0	2	2
at USC	*	75	0	0	0	1
at MSU	*	71	1	0	2	3
LSU	*	66	0	0	0	2
Florida	*	69	1	0	2	3
Arkansas	*	87	0	0	0	2
at Ole Miss	*	87	1	0	2	4
at Alabama	*	74	0	0	0	2
vs. USC	*	74	1	0	2	1
vs. Ark	*	69	0	0	0	0

Career Highs

Minutes Played

S: 88 at Tennessee (9/23)
C: 101 vs. Georgia (11/15/20)

Goals

S: 2 vs. UAB (9/2)
C: 2 (2x) vs. UAB (9/2/21)

Assists

S: 1 vs. AAMU (9/9)
C: 1 (3x) vs. AAMU (9/9/21)

Points

S: 4 vs. UAB (9/2)
C: 4 (2x) vs. UAB (9/2/21)

Career Stats

Season	GP	G	A	Pts	Sh	GW
2019	19	4	1	9	27	2
2020	16	5	1	11	25	1
2021	19	7	1	15	43	3
Totals	54	16	3	35	95	6

15



Sydnie Thibodaux
5-5 | MF | Fr.
Montgomery, Texas

2021 Game-By-Game

Opp	GS	Min	G	A	Pts	Sh
at Samford	-	1	0	0	0	0
BYU	-	-	-	-	-	-
at Troy	-	-	-	-	-	-
UAB	-	4	0	0	0	0
UTC	-	-	-	-	-	-
AAMU	-	30	0	0	0	2
FSU	-	-	-	-	-	-
Georgia	-	-	-	-	-	-
at UT	-	7	0	0	0	0
Texas A&M	-	22	0	0	0	0
at USC	-	10	0	0	0	0
at MSU	-	7	0	0	0	0
LSU	-	20	0	0	0	0
Florida	-	19	0	0	0	1
Arkansas	-	7	0	0	0	0
at Ole Miss	-	32	0	0	0	0
at Alabama	-	13	0	0	0	0
vs. USC	-	14	0	0	0	0
vs. Ark	-	47	1	0	2	3

Career Highs

Minutes Played

S: 47 vs. Arkansas (11/4)
C: 47 vs. Arkansas (11/4/21)

Goals

S: 1 vs. Arkansas (11/4)
C: 1 vs. Arkansas (11/4/21)

Assists

S: --
C: --

Points

S: 2 vs. Arkansas (11/4)
C: 2 vs. Arkansas (11/4/21)

Career Stats

Season	GP	G	A	Pts	Sh	GW
2021	14	1	0	2	6	0

16



Rocio Sanders
5-4 | F/MF | Sr.-2
Satellite Beach, Fla.

2021 Game-By-Game

Opp	GS	Min	G	A	Pts	Sh
at Samford	-	1	0	0	0	0
BYU	-	-	-	-	-	-
at Troy	-	-	-	-	-	-
UAB	-	4	0	0	0	0
UTC	-	7	0	0	0	0
AAMU	-	30	0	0	0	6
FSU	-	9	0	0	0	0
Georgia	-	-	-	-	-	-
at UT	-	-	-	-	-	-
Texas A&M	-	-	-	-	-	-
at USC	-	-	-	-	-	-
at MSU	-	-	-	-	-	-
LSU	-	-	-	-	-	-
Florida	-	-	-	-	-	-
Arkansas	-	-	-	-	-	-
at Ole Miss	-	-	-	-	-	-
at Alabama	-	15	0	0	0	0
vs. USC	-	9	0	1	1	0
vs. Ark	-	17	0	0	0	0

Career Highs

Minutes Played

S: 30 vs. AAMU (9/9)
C: 68 at LSU (9/20/18)

Goals

S: --
C: 1 (4x) at Alabama (10/27/19)

Assists

S: 1 vs. S. Carolina (11/2)
C: 1 (7x) vs. S. Carolina (11/2/21)


Points

S: 1 vs. S. Carolina (11/2)
C: 3 (2x) at Alabama (10/27/19)

Career Stats

Season	GP	G	A	Pts	Sh	GW
2017	19	2	1	5	12	0
2018	20	2	3	7	25	0
2019	17	1	2	4	8	0
2020	8	0	0	0	1	0
2021	8	0	1	1	6	0
Totals	72	5	7	17	52	0

17



Maddy Bondon
5-4 | D | So.
Duluth, Ga.

2021 Game-By-Game

Opp	GS	Min	G	A	Pts	Sh
at Samford	-	-	-	-	-	-
BYU	-	-	-	-	-	-
at Troy	-	-	-	-	-	-
UAB	-	-	-	-	-	-
UTC	-	-	-	-	-	-
AAMU	-	25	0	0	0	0
FSU	-	-	-	-	-	-
Georgia	-	-	-	-	-	-
at UT	-	-	-	-	-	-
Texas A&M	-	-	-	-	-	-
at USC	-	-	-	-	-	-
at MSU	-	-	-	-	-	-
LSU	-	-	-	-	-	-
Florida	-	-	-	-	-	-
Arkansas	-	-	-	-	-	-
at Ole Miss	-	-	-	-	-	-
at Alabama	-	-	-	-	-	-
vs. USC	-	-	-	-	-	-
vs. Ark	-	-	-	-	-	-

Career Highs

Minutes Played

S: 25 vs. AAMU (9/9)
C: 29 vs. Kennesaw (2/19/21)

Goals

S: --
C: --

Assists

S: --
C: --

Points

S: --
C: --

Career Stats

Season	GP	G	A	Pts	Sh	GW
2020	3	0	0	0	0	0
2021	1	0	0	0	0	0
Totals	4	0	0	0	0	0

18



Jaycie Silhan
5-11 | D | Fr.
Spring, Texas

2021 Game-By-Game

Opp	GS	Min	G	A	Pts	Sh
at Samford	-	-	-	-	-	-
BYU	-	8	0	0	0	0
at Troy	-	14	0	0	0	0
UAB	-	10	0	0	0	0
UTC	-	6	0	0	0	0
AAMU	-	27	0	0	0	0
FSU	-	2	0	0	0	0
Georgia	-	9	0	0	0	1
at UT	-	22	0	0	0	0
Texas A&M	-	-	-	-	-	-
at USC	-	4	0	0	0	0
at MSU	-	-	-	-	-	-
LSU	-	-	-	-	-	-
Florida	-	-	-	-	-	-
Arkansas	-	-	-	-	-	-
at Ole Miss	-	-	-	-	-	-
at Alabama	-	-	-	-	-	-
vs. USC	-	-	-	-	-	-
vs. Ark	-	-	-	-	-	-

Career Highs

Minutes Played

S: 27 vs. AAMU (9/9)
C: 27 vs. AAMU (9/9/21)

Goals

S: --
C: --

Assists

S: --
C: --

Points

S: --
C: --

Career Stats

Season	GP	G	A	Pts	Sh	GW
2021	9	0	0	0	1	0

19



Marissa Arias
5-4 | F/MF | R-So.
San Antonio, Texas

2021 Game-By-Game

Opp	GS	Min	G	A	Pts	Sh
at Samford	-	25	0	1	1	0
BYU	-	20	0	0	0	1
at Troy	-	22	0	0	0	1
UAB	-	44	0	0	0	2
UTC	-	32	0	0	0	2
AAMU	*	47	2	1	5	6
FSU	*	36	0	0	0	0
Georgia	-	28	1	0	2	1
at UT	*	62	1	0	2	1
Texas A&M	*	47	0	0	0	0
at USC	*	45	1	0	2	1
at MSU	*	62	0	0	0	1
LSU	*	49	1	0	2	1
Florida	*	47	1	0	2	3
Arkansas	*	67	0	0	0	1
at Ole Miss	*	42	0	0	0	1
at Alabama	*	58	0	0	0	2
vs. USC	*	53	0	1	1	1
vs. Ark	*	59	0	0	0	0

Career Highs

Minutes Played

S: 67 vs. Arkansas (10/21)
C: 67 vs. Arkansas (10/21/21)

Goals

S: 2 vs. AAMU (9/9)
C: 2 vs. AAMU (9/9/21)

Assists

S: 1 (3x) vs. S. Carolina (11/2)
C: 1 (3x) vs. S. Carolina (11/2/21)

Points

S: 5 vs. AAMU (9/9)
C: 5 vs. AAMU (9/9/21)

Career Stats

Season	GP	G	A	Pts	Sh	GW
2020	11	1	0	2	4	0
2021	19	7	3	17	25	3
Totals	30	8	3	19	29	3

20



Olivia Dedels
5-6 | MF | Sr.
Lawrenceville, Ga.

2021 Game-By-Game

Opp	GS	Min	G	A	Pts	Sh
at Samford	-	-	-	-	-	-
BYU	-	-	-	-	-	-
at Troy	-	1	0	0	0	0
UAB	-	11	0	0	0	0
UTC	-	25	0	0	0	0
AAMU	-	39	0	0	0	0
FSU	-	5	0	0	0	0
Georgia	-	-	-	-	-	-
at UT	-	-	-	-	-	-
Texas A&M	-	10	0	0	0	0
at USC	-	-	-	-	-	-
at MSU	-	-	-	-	-	-
LSU	-	-	-	-	-	-
Florida	-	8	0	0	0	0
Arkansas	-	-	-	-	-	-
at Ole Miss	-	-	-	-	-	-
at Alabama	-	-	-	-	-	-
vs. USC	-	-	-	-	-	-
vs. Ark	-	4	0	0	0	0

Career Highs

Minutes Played

S: 39 vs. AAMU (9/9)
C: 106 at Alabama (10/27/19)

Goals

S: --
C: --

Assists

S: --
C: 1 at Kentucky (9/19/19)

Points

S: --
C: 1 at Kentucky (9/19/19)

Career Stats

Season	GP	G	A	Pts	Sh	GW
2018	18	0	0	0	1	0
2019	19	0	1	1	3	0
2020	14	0	0	0	2	0
2021	8	0	0	0	0	0
Totals	59	0	1	1	6	0

22



M.E. Craven
6-2 | D | Sr.
Atlanta, Ga.

2021 Game-By-Game

Opp	GS	Min	G	A	Pts	Sh
at Samford	*	90	0	1	1	3
BYU	*	90	0	0	0	0
at Troy	*	90	1	0	2	1
UAB	*	80	0	0	0	2
UTC	*	90	0	0	0	3
AAMU	*	60	0	1	1	3
FSU	*	90	0	0	0	2
Georgia	*	90	0	0	0	0
at UT	*	101	0	0	0	0
Texas A&M	*	90	1	0	2	3
at USC	*	90	0	1	1	0
at MSU	*	90	0	0	0	0
LSU	*	93	0	0	0	0
Florida	*	87	0	0	0	2
Arkansas	*	90	0	0	0	0
at Ole Miss	*	110	0	0	0	1
at Alabama	*	90	0	0	0	0
vs. USC	*	90	1	0	2	1
vs. Ark	*	21	0	0	0	0

Career Highs

Minutes Played

S: 110 at Ole Miss (10/24)
C: 110 (4x) at Ole Miss (10/24/21)

Goals

S: 1 (3x) vs. S. Carolina (11/2)
C: 1 (3x) vs. S. Carolina (11/2/21)

Assists

S: 1 (3x) at South Carolina (10/1)
C: 1 (4x) at South Carolina (10/1/21)

Points

S: 2 (3x) vs. S. Carolina (11/2)
C: 2 (3x) vs. S. Carolina (11/2/21)

Career Stats

Season	GP	G	A	Pts	Sh	GW
2018	7	0	0	0	2	0
2019	13	0	0	0	7	0
2020	17	0	1	1	12	0
2021	19	3	3	9	21	2
Totals	56	3	4	10	42	2

23



Olivia Candelino
5-5 | F | So.
Jacksonville, Fla.

2021 Game-By-Game

Opp	GS	Min	G	A	Pts	Sh
at Samford	*	74	0	0	0	1
BYU	*	71	0	0	0	1
at Troy	*	57	0	1	1	2
UAB	*	49	0	1	1	0
UTC	*	58	2	0	4	4
AAMU	*	53	0	0	0	5
FSU	*	48	0	0	0	2
Georgia	*	62	0	1	1	1
at UT	*	83	0	1	1	3
Texas A&M	*	54	0	0	0	0
at USC	*	65	0	0	0	0
at MSU	*	75	0	1	1	2
LSU	*	58	0	0	0	2
Florida	*	67	0	0	0	3
Arkansas	*	63	0	0	0	1
at Ole Miss	*	87	0	1	1	2
at Alabama	*	78	0	0	0	0
vs. USC	*	62	0	1	1	0
vs. Ark	*	78	0	1	1	1

Career Highs

Minutes Played

S: 83 at Tennessee (9/23)
C: 83 at Tennessee (9/23/21)

Goals

S: 2 vs. Chattanooga (9/5)
C: 2 vs. Chattanooga (9/5/21)

Assists

S: 1 (8x) vs. Arkansas (11/4)
C: 1 (9x) vs. Arkansas (11/4/21)


Points

S: 4 vs. Chattanooga (9/5)
C: 4 vs. Chattanooga (9/5/21)

Career Stats

Season	GP	G	A	Pts	Sh	GW
2020	17	3	1	7	14	2
2021	19	2	8	12	30	0
Totals	36	5	9	19	44	2

24



Makenna Garcia
5-5 | GK | R-Fr.
Pflugerville, Texas

2021 Game-By-Game

Opp	GS	Min	GA	GAA	Sv	Sho
at Samford	-	-	-	-	-	-
BYU	-	-	-	-	-	-
at Troy	-	-	-	-	-	-
UAB	-	-	-	-	-	-
UTC	-	-	-	-	-	-
AAMU	-	-	-	-	-	-
FSU	-	-	-	-	-	-
Georgia	-	-	-	-	-	-
at UT	-	-	-	-	-	-
Texas A&M	-	-	-	-	-	-
at USC	-	-	-	-	-	-
at MSU	-	-	-	-	-	-
LSU	-	-	-	-	-	-
Florida	-	-	-	-	-	-
Arkansas	-	-	-	-	-	-
at Ole Miss	-	-	-	-	-	-
at Alabama	-	-	-	-	-	-
vs. USC	-	-	-	-	-	-
vs. Ark	-	-	-	-	-	-

Career Highs

Minutes Played

S: --
C: --

Goals Allowed

S: --
C: --

Saves

S: --
C: --

Career Stats

Season	GP	Min	GA	GAA	Sv	Sho
2021	--	--	--	--	--	--

25



Micah Beasley

5-3 | MF | Fr.
Klein, Texas

2021 Game-By-Game

Opp	GS	Min	G	A	Pts	Sh
at Samford	-	-	-	-	-	-
BYU	-	-	-	-	-	-
at Troy	-	-	-	-	-	-
UAB	-	-	-	-	-	-
UTC	-	-	-	-	-	-
AAMU	-	-	-	-	-	-
FSU	-	-	-	-	-	-
Georgia	-	-	-	-	-	-
at UT	-	-	-	-	-	-
Texas A&M	-	-	-	-	-	-
at USC	-	-	-	-	-	-
at MSU	-	-	-	-	-	-
LSU	-	-	-	-	-	-
Florida	-	-	-	-	-	-
Arkansas	-	-	-	-	-	-
at Ole Miss	-	-	-	-	-	-
at Alabama	-	-	-	-	-	-
vs. USC	-	-	-	-	-	-
vs. Ark	-	-	-	-	-	-

Career Highs

Minutes Played

S: --
C: --

Goals

S: --
C: --

Assists

S: --
C: --

Points

S: --
C: --

Career Stats

Season	GP	G	A	Pts	Sh	GW
2021	--	--	--	--	--	--

26



Grace Sklopan

5-3 | MF | Gr.
Alexandria, Va.

2021 Game-By-Game

Opp	GS	Min	G	A	Pts	Sh
at Samford	*	84	0	0	0	0
BYU	*	86	0	0	0	0
at Troy	*	64	0	0	0	1
UAB	*	74	0	1	1	0
UTC	*	78	0	0	0	1
AAMU	*	51	0	1	1	6
FSU	*	79	0	1	1	0
Georgia	*	78	0	0	0	0
at UT	*	44	0	0	0	0
Texas A&M	*	68	0	0	0	1
at USC	*	80	0	0	0	0
at MSU	*	75	0	0	0	1
LSU	*	77	0	0	0	2
Florida	*	71	0	0	0	1
Arkansas	*	63	0	0	0	0
at Ole Miss	*	85	0	0	0	0
at Alabama	*	77	0	0	0	0
vs. USC	*	84	0	0	0	0
vs. Ark	*	77	0	0	0	0

Career Highs

Minutes Played

S: 86 vs. BYU (8/21)
C: 86 vs. BYU (8/21/21)

Goals

S: --
C: --

Assists

S: 1 (3x) vs. FSU (9/12)
C: 1 (3x) vs. FSU (9/12/21)

Points

S: 1 (3x) vs. FSU (9/12)
C: 1 (3x) vs. FSU (9/12/21)

Career Stats

Season	GP	G	A	Pts	Sh	GW
2018	21	0	0	0	7	0
2019	19	1	1	3	10	1
2020	17	0	0	0	4	0
2021	19	0	3	3	13	0
Totals	76	1	4	6	34	1

32



Maddie Simpson

5-7 | F | So.
Wausau, Wisc.

2021 Game-By-Game

Opp	GS	Min	G	A	Pts	Sh
at Samford	-	-	-	-	-	-
BYU	-	-	-	-	-	-
at Troy	-	30	0	0	0	0
UAB	-	31	0	1	1	1
UTC	-	20	0	0	0	1
AAMU	-	33	0	0	0	1
FSU	-	9	0	0	0	0
Georgia	-	-	-	-	-	-
at UT	-	14	0	0	0	0
Texas A&M	-	19	0	0	0	0
at USC	-	-	-	-	-	-
at MSU	-	1	0	0	0	0
LSU	-	30	0	0	0	3
Florida	-	39	0	0	0	4
Arkansas	-	25	0	0	0	0
at Ole Miss	-	55	0	0	0	2
at Alabama	-	10	0	0	0	1
vs. USC	-	29	0	0	0	1
vs. Ark	-	42	0	0	0	1

Career Highs

Minutes Played

S: 55 at Ole Miss (10/24)
C: 70 at Arkansas (10/30/20)

Goals

S: --
C: 1 (2x) vs. Virginia Tech (4/17/21)

Assists

S: 1 vs. UAB (9/2)
C: 1 vs. UAB (9/2/21)

Points

S: 1 vs. UAB (9/2)
C: 2 (2x) vs. Virginia Tech (4/17/21)

Career Stats

Season	GP	G	A	Pts	Sh	GW
2020	17	2	0	4	10	0
2021	14	0	0	0	14	0
Totals	31	2	0	4	24	0

33



Katie Carrino
5-11 | GK | Fr.
Benedict, Md.

2021 Game-By-Game

Opp	GS	Min	GA	GAA	Sv	Sho
at Samford	-	-	-	-	-	-
BYU	-	-	-	-	-	-
at Troy	-	-	-	-	-	-
UAB	-	-	-	-	-	-
UTC	-	-	-	-	-	-
AAMU	-	-	-	-	-	-
FSU	-	-	-	-	-	-
Georgia	-	-	-	-	-	-
at UT	-	-	-	-	-	-
Texas A&M	-	-	-	-	-	-
at USC	-	-	-	-	-	-
at MSU	-	-	-	-	-	-
LSU	-	-	-	-	-	-
Florida	-	-	-	-	-	-
Arkansas	-	-	-	-	-	-
at Ole Miss	-	-	-	-	-	-
at Alabama	-	-	-	-	-	-
vs. USC	-	-	-	-	-	-
vs. Ark	-	-	-	-	-	-

Career Highs

Minutes Played

S: --
C: --

Goals Allowed

S: --
C: --

Saves

S: --
C: --

Career Stats

Season	GP	Min	GA	GAA	Sv	Sho
2021	--	--	--	--	--	--

34



Layton Glisson
5-7 | F | Fr.
Dacula, Ga.

2021 Game-By-Game

Opp	GS	Min	G	A	Pts	Sh
at Samford	-	-	-	-	-	-
BYU	-	-	-	-	-	-
at Troy	-	-	-	-	-	-
UAB	-	7	0	0	0	0
UTC	-	3	0	0	0	1
AAMU	-	27	0	0	0	3
FSU	-	-	-	-	-	-
Georgia	-	10	0	0	0	0
at UT	-	-	-	-	-	-
Texas A&M	-	19	0	0	0	0
at USC	-	-	-	-	-	-
at MSU	-	15	0	0	0	0
LSU	-	17	0	0	0	1
Florida	-	11	0	0	0	0
Arkansas	-	7	0	0	0	0
at Ole Miss	-	15	0	0	0	0
at Alabama	-	-	-	-	-	-
vs. USC	-	-	-	-	-	-
vs. Ark	-	-	-	-	-	-

Career Highs

Minutes Played

S: 27 vs. AAMU (9/9)
C: 27 vs. AAMU (9/9/21)

Goals

S: --
C: --

Assists

S: --
C: --

Points

S: --
C: --

Career Stats

Season	GP	G	A	Pts	Sh	GW
2021	10	0	0	0	5	0

TEAM MATCH-BY-MATCH

Teams	G	A	Pts	Shot	SOG	CK	Fo	GA	Sv
Auburn	2	2	6	11	7	7	8	1	4
at Samford	1	1	3	7	5	4	13	2	5
Auburn	2	3	7	15	6	7	4	1	4
vs. BYU	1	1	3	18	5	7	10	2	4
Auburn	2	3	7	14	7	6	7	1	1
at Troy	1	1	3	5	2	2	9	2	5
Auburn	4	6	14	15	5	5	15	1	4
vs. UAB	1	1	3	12	5	3	11	4	1
Auburn	3	3	9	24	9	13	6	0	0
vs. Chattanooga	0	0	0	0	0	1	9	3	6
Auburn	5	8	18	49	18	12	2	0	0
vs. Alabama A&M	0	0	0	0	0	0	2	5	13
Auburn	1	1	3	8	3	4	10	2	2
vs. Florida State	2	3	7	13	4	2	13	1	2
Auburn	3	3	9	17	6	6	5	0	4
vs. Georgia	0	0	0	15	4	1	9	3	3
Auburn	1	1	3	14	6	1	7	2	6
at Tennessee	2	3	7	19	8	8	11	1	5
Auburn	3	0	6	11	5	5	10	0	0
vs. Texas A&M	0	0	0	6	0	3	13	3	2
Auburn	2	2	6	6	3	3	6	3	2
at South Carolina	3	3	9	9	5	9	11	2	1
Auburn	1	2	4	9	2	4	10	0	4
at Mississippi State	0	0	0	7	4	3	10	1	1
Auburn	1	1	3	20	7	7	7	0	1
vs. LSU	0	0	0	9	1	1	11	1	6
Auburn	2	3	7	25	11	8	8	0	1
vs. Florida	0	0	0	2	1	1	9	2	9
Auburn	0	0	0	6	3	3	8	2	5
vs. Arkansas	2	2	6	16	7	7	10	0	3
Auburn	2	1	5	15	9	2	8	2	5
at Ole Miss	2	2	6	15	7	3	16	2	7
Auburn	0	0	0	16	4	2	9	1	5
at Alabama	1	1	3	14	6	5	9	0	4
Auburn	2	4	8	8	3	1	13	1	5
vs. South Carolina	1	0	2	15	6	4	8	2	1
Auburn	1	1	3	8	2	4	4	5	4
vs. Arkansas	5	5	15	18	9	4	11	1	1

GOAL TRACKER

No.	Scorer (No.)	Opp. (Result)	Time
1	Malonson (1)	Samford (W, 2-1)	37:35
2	Haddock (1)	Samford (W, 2-1)	69:04
3	Haddock (2)	BYU (W, 2-1)	41:03
4	Haddock (3)	BYU (W, 2-1)	67:35
5	Waesch (1)	Troy (W, 2-1)	23:41
6	Craven (1)	Troy (W, 2-1)	31:14
7	Bechard (1)	UAB (W, 4-1)	39:07
8	Richards (1)	UAB (W, 4-1)	46:01
9	Richards (2)	UAB (W, 4-1)	56:47
10	Bechard (2)	UAB (W, 4-1)	68:42
11	Haddock (4)	UTC (W, 3-0)	45:32
12	Candelino (1)	UTC (W, 3-0)	81:08
13	Candelino (2)	UTC (W, 3-0)	81:50
14	Arias (1)	AAMU (W, 5-0)	8:56
15	Thatcher (1)	AAMU (W, 5-0)	32:01
16	Thatcher (2)	AAMU (W, 5-0)	32:31
17	Arias (2)	AAMU (W, 5-0)	45:25
18	Thatcher (3)	AAMU (W, 5-0)	63:51
19	Haddock (5)	FSU (L, 1-2)	54:13
20	Haddock (6)	UGA (W, 3-0)	9:53
21	Haddock (7)	UGA (W, 3-0)	49:50
22	Arias (3)	UGA (W, 3-0)	69:44
23	Arias (4)	UT (L, 1-2)	69:07
24	Craven (2)	TAMU (W, 3-0)	19:50
25	Richards (3)	TAMU (W, 3-0)	31:57
26	Haddock (8)	TAMU (W, 3-0)	75:17
27	Malonson (2)	USC (L, 2-3)	54:10
28	Arias (5)	USC (L, 2-3)	84:03
29	Richards (4)	MSU (W, 1-0)	84:03
30	Arias (6)	LSU (W, 1-0)	92:27
31	Arias (7)	Florida (W, 2-0)	51:38
32	Richards (5)	Florida (W, 2-0)	71:11
33	Haddock (9)	Ole Miss (T, 2-2)	37:24
34	Richards (6)	Ole Miss (T, 2-2)	46:49
35	Craven (3)	USC (W, 2-1)	40:57
36	Richards (7)	USC (W, 2-1)	63:18
37	Thibodaux (1)	Arkansas (L, 1-5)	47:17

SCORING SUMMARY

Left-footed	11
Right-footed	18
Header	7
Off corner	4
Free kick	4
Penalty	2
Volley	3
Chip	3
Inside the box	27
Outside the box	10
Home	24
Road	10
Neutral	3
Between 1st-5th minute	0
Between 6th-15th minute	2
Between 16th-25th minute	2
Between 26th-35th minute	4
Between 36th-45th minute	5
Between 46th-50th minute	5
Between 51st-60th minute	4
Between 61st-70th minute	7
Between 71st-80th minute	2
Between 81st-90th minute	4
After 90th minute	1



2021-22 Auburn Women's Soccer
Combined Statistics
All games

Date	Opponent	Score	Att.
08/19/2021	at Samford	W 2-1	310
08/21/2021	BYU	W 2-1	928
08/26/2021	at Troy	W 2-1	323
09/02/2021	UAB	W 4-1	452
09/05/2021	Chattanooga	W 3-0	412
09/09/2021	Alabama A&M	W 5-0	229
09/12/2021	Florida St.	L 1-2	1043
* 09/17/2021	Georgia	W 3-0	1500
* 09/23/2021	at Tennessee	Lot2 1-2	830
* 09/26/2021	Texas A&M	W 3-0	565
* 10/01/2021	at South Carolina	L 2-3	2004
* 10/07/2021	at Mississippi St.	W 1-0	432
* 10/10/2021	LSU	Wot1 1-0	592
* 10/17/2021	Florida	W 2-0	484
* 10/21/2021	Arkansas	L 0-2	587
* 10/24/2021	at Ole Miss	Tot2 2-2	938
* 10/28/2021	at Alabama	L 0-1	398
11/02/2021	vs South Carolina	W 2-1	1033
11/04/2021	vs Arkansas	L 1-5	675

Team statistics

	AUB	OPP
SHOT STATISTICS		
Goals-Shot attempts	37-291	22-200
Goals scored per game	1.95	1.16
Shot pct.	.127	.110
Shots on goal-Attempts	116-291	79-200
SOG pct.	.399	.395
Shots/Game	15.3	10.5
Assists	44	23
GOAL BREAKDOWN		
Total Goals	37	22
Penalty	2	1
Unassisted	-	-
Overtime	1	1
Goals scored average	1.95	1.16
CORNER KICKS		
Goals off corners	-	-
PENALTY KICKS		
	2-2	1-1
OFFSIDES		
	26	43
PENALTIES		
Fouls	153	189
Yellow cards	10	15
Red cards	0	0
ATTENDANCE		
Total	6792	5235
Dates/Avg Per Date	10/679	7/748
Neutral Site #/Avg	2/854	-

Record	Overall	Home	Away	Neutral
All Games	12-6-1	8-2-0	3-3-1	1-1-0
Conference	5-4-1	4-1-0	1-3-1	0-0-0
Non-Conference	7-2-0	4-1-0	2-0-0	1-1-0

# Player	GP	G	A	PTS	SH	SH%	SOG	SOG%	GWG	PK-ATT
4 Haddock, Anna	19	9	8	26	58	.155	25	.431	4	1-1
19 Arias, Marissa	19	7	3	17	25	.280	13	.520	3	0-0
14 Richards, Sydney	19	7	1	15	43	.163	18	.419	3	1-1
23 Candelino, Olivia	19	2	8	12	30	.067	13	.433	0	0-0
22 Craven, M.E.	19	3	3	9	21	.143	11	.524	2	0-0
7 Thatcher, Carly	16	3	2	8	13	.231	7	.538	0	0-0
3 Malonson, Alyssa	19	2	4	8	12	.167	5	.417	0	0-0
13 Bechard, Kylie	13	2	2	6	11	.182	4	.364	0	0-0
8 Mooney, Mallory	19	0	4	4	7	.000	1	.143	0	0-0
26 Sklopan, Grace	19	0	3	3	13	.000	0	.000	0	0-0
9 Waesch, Hannah	19	1	0	2	11	.091	4	.364	0	0-0
15 Thibodaux, Sydnie	14	1	0	2	6	.167	1	.167	0	0-0
0 Moore, Madeline	8	0	2	2	0	.000	0	.000	0	0-0
32 Simpson, Maddie	15	0	1	1	15	.000	7	.467	0	0-0
1 Whitaker, Hailey	19	0	1	1	12	.000	4	.333	0	0-0
16 Sanders, Rocio	8	0	1	1	6	.000	2	.333	0	0-0
2 Petcosky, Riley	16	0	1	1	1	.000	0	.000	0	0-0
34 Glisson, Layton	10	0	0	0	5	.000	1	.200	0	0-0
11 Knox, LJ	7	0	0	0	1	.000	0	.000	0	0-0
18 Silhan, Jaycie	9	0	0	0	1	.000	0	.000	0	0-0
20 Dedels, Olivia	8	0	0	0	0	.000	0	.000	0	0-0
17 Bondon, Maddy	1	0	0	0	0	.000	0	.000	0	0-0
00 Prohaska, Maddie	19	0	0	0	0	.000	0	.000	0	0-0
Total	19	37	44	118	291	.127	116	.399	-	2-2
Opponents	19	22	23	67	200	.110	79	.395	-	1-1

#:	Goalie	GP	MIN.	GA	GA AVG	SAVES	PCT	W-L-T	SHO/CBO
00 Prohaska, Maddie	19	1742:38	22	1.14	54	.711	12-6-1	7/0	
TM TEAM	-	00:00	0	0.00	3	1.000	0-0-0	0/0	
Total	19	1742:38	22	1.14	57	.722	12-6-1	7	
Opponents	19	1742:38	37	1.91	79	.681	6-12-1	2	

Goals by Periods

Team	1st	2nd	OT1	OT2	TOTAL
AUB	13	23	1	0	37
Opponents	9	12	0	1	22

Shots by Periods

Team	1st	2nd	OT1	OT2	TOTAL
AUB	140	145	3	3	291
Opponents	103	89	4	4	200

Saves by Periods

Team	1st	2nd	OT1	OT2	TOTAL
AUB	31	22	1	3	57
Opponents	41	36	1	1	79

Corners by Periods

Team	1st	2nd	OT1	OT2	TOTAL
AUB	42	57	1	0	100
Opponents	34	34	0	0	68

Fouls by Periods

Team	1st	2nd	OT1	OT2	TOTAL
AUB	60	91	2	0	153
Opponents	104	82	2	1	189



**2021-22 Auburn Women's Soccer
Combined Statistics
In Conference games**

Date	Opponent	Score	Att.
* 09/17/2021	Georgia	W 3-0	1500
* 09/23/2021	at Tennessee	Lot2 1-2	830
* 09/26/2021	Texas A&M	W 3-0	565
* 10/01/2021	at South Carolina	L 2-3	2004
* 10/07/2021	at Mississippi St.	W 1-0	432
* 10/10/2021	LSU	Wot1 1-0	592
* 10/17/2021	Florida	W 2-0	484
* 10/21/2021	Arkansas	L 0-2	587
* 10/24/2021	at Ole Miss	Tot2 2-2	938
* 10/28/2021	at Alabama	L 0-1	398

Record	Overall	Home	Away	Neutral
All Games	5-4-1	4-1-0	1-3-1	0-0-0
Conference	5-4-1	4-1-0	1-3-1	0-0-0
Non-Conference	0-0-0	0-0-0	0-0-0	0-0-0

Team statistics

	AUB	OPP
SHOT STATISTICS		
Goals-Shot attempts	15-139	10-112
Goals scored per game	1.5	1
Shot pct.	.108	.089
Shots on goal-Attempts	58-139	43-112
SOG pct.	.403	.384
Shots/Game	13.9	11.2
Assists	13	11
GOAL BREAKDOWN		
Total Goals	15	10
Penalty	2	0
Unassisted	-	-
Overtime	1	1
Goals scored average	1.5	1
CORNER KICKS		
Goals off corners	41	41
PENALTY KICKS		
	2-2	0-0
OFFSIDES		
	14	25
PENALTIES		
Fouls	78	109
Yellow cards	4	8
Red cards	0	0
ATTENDANCE		
Total	3728	4802
Dates/Avg Per Date	5/748	5/920
Neutral Site #/Avg	0/0	-

#	Player	GP	G	A	PTS	SH	SH%	SOG	SOG%	GWG	PK-ATT
4	Haddock, Anna	10	4	4	12	29	.138	11	.379	1	1-1
19	Arias, Marissa	10	5	0	10	12	.417	7	.583	2	0-0
14	Richards, Sydney	10	4	0	8	25	.160	13	.520	1	1-1
23	Candelino, Olivia	10	0	4	4	14	.000	7	.500	0	0-0
22	Craven, M.E.	10	1	1	3	6	.167	3	.500	1	0-0
3	Malonson, Alyssa	10	1	1	3	5	.200	2	.400	0	0-0
8	Mooney, Mallory	10	0	2	2	5	.000	0	.000	0	0-0
7	Thatcher, Carly	10	0	1	1	9	.000	4	.444	0	0-0
32	Simpson, Maddie	8	0	0	0	10	.000	5	.500	0	0-0
13	Bechard, Kylie	6	0	0	0	6	.000	1	.167	0	0-0
9	Waesch, Hannah	10	0	0	0	6	.000	2	.333	0	0-0
26	Sklopan, Grace	10	0	0	0	5	.000	0	.000	0	0-0
1	Whitaker, Hailey	10	0	0	0	4	.000	1	.250	0	0-0
34	Glisson, Layton	7	0	0	0	1	.000	0	.000	0	0-0
15	Thibodaux, Sydnie	9	0	0	0	1	.000	0	.000	0	0-0
18	Silhan, Jaycie	3	0	0	0	1	.000	0	.000	0	0-0
2	Petcosky, Riley	8	0	0	0	0	.000	0	.000	0	0-0
20	Dedels, Olivia	2	0	0	0	0	.000	0	.000	0	0-0
11	Knox, LJ	6	0	0	0	0	.000	0	.000	0	0-0
0	Moore, Madeline	1	0	0	0	0	.000	0	.000	0	0-0
16	Sanders, Rocio	1	0	0	0	0	.000	0	.000	0	0-0
00	Prohaska, Maddie	10	0	0	0	0	.000	0	.000	0	0-0
Total		10	15	13	43	139	.108	56	.403	-	2-2
Opponents		10	10	11	31	112	.089	43	.384	-	0-0

#	Goalie	GP	MIN.	GA	GAAVG	SAVES	PCT	W-L-T	SHO/CBO
00	Prohaska, Maddie	10	932:38	10	0.97	32	.762	5-4-1	5/0
TM	TEAM	-	00:00	0	0.00	1	1.000	0-0-0	0/0
Total		10	932:38	10	0.97	33	.767	5-4-1	5
Opponents		10	932:38	15	1.45	41	.732	4-5-1	2

Goals by Periods

Team	1st	2nd	OT1	OT2	TOTAL
AUB	4	10	1	0	15
Opponents	4	5	0	1	10

Shots by Periods

Team	1st	2nd	OT1	OT2	TOTAL
AUB	62	71	3	3	139
Opponents	49	55	4	4	112

Saves by Periods

Team	1st	2nd	OT1	OT2	TOTAL
AUB	14	15	1	3	33
Opponents	19	20	1	1	41

Corners by Periods

Team	1st	2nd	OT1	OT2	TOTAL
AUB	20	20	1	0	41
Opponents	21	20	0	0	41

Fouls by Periods

Team	1st	2nd	OT1	OT2	TOTAL
AUB	36	40	2	0	78
Opponents	64	42	2	1	109



TV/RADIO SPOT CHART



0
AUBURN
Madeline
MOORE
D » So.



00
AUBURN
Maddie
PROHASKA
GK » So.



1
AUBURN
Hailey
WHITAKER
MF/F » Sr.



2
AUBURN
Riley
PETCOSKY
D/MF » Jr.



3
AUBURN
Alyssa
MALONSON
D/MF » Sr-2




4
AUBURN
Anna
HADDOCK
MF » So.




5
AUBURN
Brooke
BERDAN
D/MF » Jr.



6
AUBURN
Jolie
BALTZEGAR
MF/D » So.



7
AUBURN
Carly
THATCHER
MF » Fr.



8
AUBURN
Mallory
MOONEY
MF/F » So.



9
AUBURN
Hannah
WAESCH
MF » So.



10
AUBURN
Sammie
BROWN
MF » So.



11
AUBURN
LJ
KNOX
D » Fr.



12
AUBURN
Haley
DUCA
MF » Fr.



13
AUBURN
Kylie
BECHARD
F/MF » R-So.



14
AUBURN
Sydney
RICHARDS
F/MF » Jr.



15
AUBURN
Sydnie
THIBODAUX
MF » Fr.



16
AUBURN
Rocio
SANDERS
F/MF » Sr-2



17
AUBURN
Maddy
BONDON
MF/D » So.



18
AUBURN
Jaycie
SILHAN
D » Fr.



19
AUBURN
Marissa
ARIAS
F/MF » R-So.



20
AUBURN
Olivia
DEVELS
MF » Sr.



21
AUBURN
Sabrina
MCNEILL
F/MF » Gr.



22
AUBURN
M.E.
CRAVEN
D » Sr.



23
AUBURN
Olivia
CANDELINO
F » So.



24
AUBURN
Makenna
GARCIA
GK » R-Fr.



25
AUBURN
Micah
BEASLEY
MF » Fr.



26
AUBURN
Grace
SKLOPAN
MF » Gr.



32
AUBURN
Maddie
SIMPSON
F » So.




33
AUBURN
Katie
CARRINO
GK » Fr.




34
AUBURN
Layton
GLISSON
F » Fr.



HC
Karen
HOPPA
23rd season



AC
Ben
MADSEN
10th season



AC
Nick
FLOHRE
3rd season



DO
Amy
REIF
4th season