



# 2021 AUBURN BASEBALL

AUBURN ATHLETICS COMMUNICATIONS: 392 SOUTH DONAHUE DRIVE || AUBURN, AL 36849 || AUBURNTIGERS.COM || @AUBURN\_BASEBALL

## 2021 SCHEDULE

Day	Date	Opponent	Time/Result
FRI	FEB. 19	PRESBYTERIAN	W, 14-3
SAT	FEB. 20	PRESBYTERIAN	W, 6-1
SUN	FEB. 21	PRESBYTERIAN	W, 2-1 (10)
TUE	FEB. 23	ALABAMA A&M	W, 18-2 (7)
WED	FEB. 24	ALABAMA A&M	W, 33-0
Fri	Feb. 26	vs. #25 Oklahoma	L, 3-4 (10)
Sat	Feb. 27	vs. Baylor	L, 6-12
Sun	Feb. 28	vs. Texas A&M	W, 6-1
TUE	MAR. 2	JACKSONVILLE STATE	PPD
FRI	MAR. 5	#18 BOSTON COLLEGE	L, 2-8
SAT	MAR. 6	#18 BOSTON COLLEGE	W, 16-1
SUN	MAR. 7	#18 BOSTON COLLEGE	L, 9-11 (10)
Tue	Mar. 9	at UAB	W, 6-5
FRI	MAR. 12	LITTLE ROCK	W, 7-0
SAT	MAR. 13	LITTLE ROCK	W, 6-0
SUN	MAR. 14	LITTLE ROCK	L, 6-12
Tue	Mar. 16	at Lipscomb	W, 9-7
Fri	Mar. 19	at #4 Ole Miss*	L, 0-1
Sat	Mar. 20	at #4 Ole Miss*	L, 5-6
Sun	Mar. 21	at #4 Ole Miss*	L, 11-19
Tue	Mar. 23	vs. South Alabama	PPD
FRI	MAR. 26	KENTUCKY*	L, 6-8 (10)
SAT	MAR. 27	KENTUCKY* (DH)	L, 6-7
SAT	MAR. 27	KENTUCKY* (DH)	L, 4-6
Thu	Apr. 1	at #1 Arkansas*	W, 2-1
Fri	Apr. 2	at #1 Arkansas*	L, 5-6
Sat	Apr. 3	at #1 Arkansas*	L, 5-6 (10)
TUE	APR. 6	KENNESAW STATE	PPD
FRI	APR. 9	#4 MISSISSIPPI STATE*	L, 5-6
SAT	APR. 10	#4 MISSISSIPPI STATE*	L, 2-7
SUN	APR. 11	#4 MISSISSIPPI STATE*	L, 10-19
Tue	Apr. 13	at #20 Georgia Tech	W, 7-3
Thu	Apr. 15	at Alabama*	L, 7-8 (10)
Fri	Apr. 16	at Alabama*	W, 5-4
Sat	Apr. 17	at Alabama*	L, 9-10
TUE	APR. 20	SAMFORD	W, 6-4
WED	APR. 21	JACKSONVILLE STATE	W, 8-7 (10)
FRI	APR. 23	#10 FLORIDA*	L, 2-4
SUN	APR. 25	#10 FLORIDA* (DH)	W, 10-8 (7)
SUN	APR. 25	#10 FLORIDA* (DH)	L, 4-6 (7)
Thu	Apr. 29	at #20 Georgia*	L, 0-4
Fri	Apr. 30	at #20 Georgia*	W, 10-6 (14)
Sat	May 1	at #20 Georgia*	W, 9-7
TUE	MAY 4	UAB	6 PM
THU	MAY 6	LSU*	6:30 PM
FRI	MAY 7	LSU*	7 PM
SAT	MAY 8	LSU*	2 PM
Tue	May 11	at Samford	6 pm
FRI	MAY 14	TEXAS A&M*	6 PM
SAT	MAY 15	TEXAS A&M*	2 PM
SUN	MAY 16	TEXAS A&M*	1 PM
TUE	MAY 18	NORTH ALABAMA	6 PM
Thu	May 20	at Missouri*	6:30 pm
Fri	May 21	at Missouri*	6:30 pm
Sat	May 22	at Missouri*	2 pm

### POSTSEASON

May 25-30	SEC Tournament	TBA
June 4-7	NCAA Regionals	TBA
June 11-14	NCAA Super Regionals	TBA
June 19-30	NCAA College World Series	TBA

Home games in **BOLD CAPS**

All home games at Plainsman Park | All times central



## GAME 41

AUBURN, ALA. (Samford Stadium-Hitchcock Field at Plainsman Park)



### AUBURN TIGERS (19-21, 5-16 SEC)

Head Coach: Butch Thompson (Birmingham-Southern, 1992)

Career Record: 212-157 (7th season) | Record at Auburn: 173-136 (6th season)

VS



### UAB BLAZERS (15-30, 8-16 C-USA)

Head Coach: Perry Roth (Kent State, 1997)

Career Record: 15-30 (1st season) | Record at UAB: 15-30 (1st season)

### >> QUICK HITTERS

- Auburn is coming off its first SEC series win of the season after winning the final two games at No. 20 Georgia Friday and Saturday.
- The series win against the No. 20 Bulldogs was Auburn first road series win since taking two of three games at No. 7 Mississippi State in 2017.
- Twenty-three of Auburn's games this season have been decided by two runs or fewer, including the matchup at UAB on Mar. 9. The Tigers are 9-14 in those contests.
- The Tigers rank third in the SEC and seventh in the country with 62 home runs.
- Ryan Dyal became the 12th player to homer this season with a solo shot at Georgia Friday, marking the most players to homer in a season since 2010 (15).
- Jack Sokol is set to make his second start and third appearance Tuesday. The freshman righty earned the win in 4.0 scoreless innings vs. Alabama A&M on Feb. 24.
- Tyler Miller has driven in a league best 51 runs through 40 games, marking the most by an Auburn through 40 games since SEC Player of the Year Hunter Morris in 2010 (52).
- Miller's 51 RBI are already tied for the sixth most by an Auburn player since 2011.

## PITCHING MATCHUP

### AUBURN

### UAB

TUE | FR RHP **Jack Sokol** (1-0, 0.00) vs. R-FR RHP **Jonah Smith** (0-1, 8.10)

## GAME INFO

**Date:** Tuesday, May 4, 2021  
**Game Time:** 6 p.m. CT  
**Site:** Auburn, Ala. / Plainsman Park (4,096)  
**TV:** SEC Network  
**Talent:** Sam Ravech (pxp), David Dellucci (color)  
**Radio:** 93.9/95.9 FM | AuburnTigers.com | TuneIn  
**Talent:** Andy Burcham, Brad Law  
**Live Stats:** StatBroadcast.com  
**Twitter Updates:** @AuburnBaseball  
**Postgame Recap:** AuburnTigers.com  
**Series History:** Auburn leads, 51-11  
**Auburn:** Auburn leads, 31-3  
**Birmingham:** Auburn leads, 19-7  
**Neutral:** Series tied, 1-1  
**Last Meeting:** Auburn 6, UAB 5 (3/9/21)  
**Streak:** W1

## AUBURN

19-21, 5-16 SEC

### Team Leaders

Batting Average: JR IF **Ryan Bliss** (.352)  
Runs: JR IF **Ryan Bliss** (36)  
2B: Two tied (10)  
HR: JR IF **Tyler Miller** (12)  
RBI: JR IF **Tyler Miller** (51)  
Stolen Bases: JR OF **Kason Howell** (7-10)

## UAB

15-30, 8-16 C-USA

### Team Leaders

Batting Average: FR IF **Chandler Simpson** (.317)  
Runs: SO OF **Jess Davis** (34)  
2B: R-SR OF **Zack Davis** (11)  
HR: Two tied (4)  
RBI: R-SR OF **Zack Davis** (32)  
Stolen Bases: FR IF **Chandler Simpson** (21-23)

## POTENTIAL STARTING LINEUP

Pos.	#	Player	AVG	AB	R	H	2B	3B	HR	RBI	SB-SBA	BB
C	41	Steven Williams	.254	142	30	36	8	1	9	31	1-2	22
1B	10	Tyler Miller	.340	159	30	54	5	1	12	51	3-4	14
2B	19	Brody Moore	.306	157	23	48	10	0	2	30	0-3	11
3B	4	Rankin Woley	.313	150	27	47	10	0	6	19	1-1	16
SS	9	Ryan Bliss	.352	162	36	57	8	0	10	32	4-8	19
LF	1	Judd Ward	.231	121	26	28	4	2	3	15	0-1	15
CF	5	Kason Howell	.256	133	23	34	9	0	5	19	7-10	24
RF	8	Bryson Ware	.267	120	31	32	5	1	6	25	3-4	13
DH	16	Cam Hill	.269	78	12	21	2	1	5	21	0-0	12

## AUBURN'S RECORD WHEN...

	2021	Under Thompson
Overall	19-21	173-136
SEC	5-16	58-82
Non-Conference	14-5	103-44
Postseason	0-0	15-13
Home	11-11	117-60
Away	7-8	40-59
Neutral	1-2	14-15
Current streak	W2	W2
Last 5 games	3-2	3-2
Last 10 games	6-4	6-4

### Situational:

AU scores first	18-8	119-46
Opp. scores first	1-13	54-90
AU scores 4+ runs	17-15	158-59
AU scores 3 runs or less	2-6	15-77
AU leads after 7 innings	14-3	140-13
8 innings	15-3	160-12
AU trails after 7 innings	1-11	12-99
8 innings	0-13	4-106
Game tied after 7 innings	2-6	17-20
8 innings	2-4	4-13
Extra Innings	3-5	9-15
1-run games	5-8	34-38
2-run games	4-5	21-13
3-run games	0-0	18-16
Games decided by 5+ runs	8-6	83-41
vs. LH Starter	5-9	53-43
vs. RH Starter	14-12	120-93
More hits than opponent	16-4	130-24
Fewer hits than opponent	2-15	27-102
Hits are tied	1-2	14-11
AU has 10+ hits	11-12	106-53
Opp. has 10+ hits	2-15	40-85
Hit a home run	14-15	112-52
Opp. hits a home run	10-16	70-86
AU quality start	4-2	58-20
Opp. quality start	4-6	23-53
AU commits no errors	7-4	74-33
Opp. commits no error	5-12	44-70

### By Day:

Sunday	3-5	27-26
Monday	0-0	1-2
Tuesday	5-0	36-15
Wednesday	2-0	14-5
Thursday	1-2	6-13
Friday	4-7	42-31
Saturday	4-7	44-42
Day Games (first pitch before 6 p.m.)	12-13	104-73
Night Games (first pitch after 6 p.m.)	7-8	69-63
Doubleheaders	1-3	21-13

### By Month:

February	6-2	41-12
March	5-9	61-35
April	7-10	38-46
May	1-0	22-35
June	0-0	10-7

### By Jersey:

White	2-3	50-28
Blue	7-6	32-27
Orange	3-6	37-29
Gray	3-3	19-33
Pinstripes	4-3	25-17
Cream Throwback	0-0	8-2

## UNIVERSITY INFORMATION

Location	Auburn, Ala.
Enrollment	30,440
Founded	October 1, 1856
Nickname	Tigers
Colors	Burnt Orange and Navy Blue
President	Dr. Jay Gogue
Athletics Director	Allen Greene
Conference	Southeastern (SEC West)
Stadium / Capacity	Samford Stadium-Hitchcock Field at Plainsman Park / 4,096
Ticket Office Phone	855-282-2010

## BASEBALL COACHING / SUPPORT STAFF

Head Coach	Butch Thompson (Birmingham-Southern, 1992)
Record at Auburn / Seasons	173-136 (.560) / 6th
Career Coaching Record / Seasons	212-157 (.575) / 7th
Assistant Coach	Karl Nonemaker (Vanderbilt, 2002)
Assistant Coach	Gabe Gross (Auburn, 2012)
Volunteer Assistant	Tim Hudson (Auburn)
Student Assistant	Dan Gamache (Auburn)
Director of Operations	Greg Drye (Southern Miss, 1998)
Player Development & Data Analyst	Blake Logan (Auburn, 2017)
Athletic Trainer	Anthony Sandersen (South Dakota State, 2004)
Strength & Conditioning	Chris Joyner (Minnesota State - Mankato, 2001)

## PROGRAM HISTORY

Modern Era Program Record (since 1949)	1,982-1,369-4 (.592)
College World Series Appearances / Last	5 / 2019
College World Series Record	3-10 (.231)
NCAA Regional Appearances/ Last	22 / 2019
NCAA Regional Record	51-45 (.531)
NCAA Super Regional Appearances / Last	3 / 2019
NCAA Super Regional Record	3-5 (.375)
Last Postseason Opponent	Louisville / 2019 College World Series
Result	Lost, 5-3

## POSTSEASON HISTORY

College World Series Appearances: 5 (1967, 1976, 1994, 1997, 2019)

Super Regional Appearances: 3 (1999, 2018, 2019)

NCAA Regional Appearances: 22 (1963, 1967, 1976, 1978, 1987, 1989, 1993-95, 1997-2003, 2005, 2010, 2015, 2017, 2018, 2019)

NCAA Regional Titles: 7 (1967, 1976, 1994, 1997, 1999, 2018, 2019)

## MEDIA RELATIONS

**Baseball Contact:** George Nunnelley, Asst. Director - Athletics Comm.  
**Cell:** 502-609-9982  
**Email:** gnunnelley@auburn.edu  
**Twitter:** @gnunnelley  
**Associate AD:** Kirk Sampson

**2021 AUBURN BASEBALL ROSTER**

No.	Name	Pos.	Cl.	B/T	Ht.	Wt.	Exp.	Hometown (Previous School)
1	Judd Ward	OF	Sr.	L/R	6-1	195	3L	Russellville, Ala. (Russellville)
2	Josh Hall	OF	R-So	L/R	5-9	185	TR	Homewood, Ala. (Ole Miss)
3	Brayton Brown	OF	So.	R/R	5-9	190	1L	Selma, Ala. (Morgan Academy)
4	Rankin Woley	IF	Gr.	R/R	6-0	210	2L	Atlanta, Ga. (Chattahoochee Valley)
5	Kason Howell	OF	Jr.	R/R	6-0	185	2L	Argyle, Texas (Liberty Christian)
6	Bobby Peirce	OF	R-So.	R/R	6-2	195	JC	Scottsdale, Ariz. (South Mountain)
7	Cole Foster	IF	Fr.	S/R	6-1	190	HS	Plano, Texas (Plano Senior)
8	Bryson Ware	IF	So.	R/R	6-2	195	JC	Madison, Miss. (Pearl River)
9	Ryan Bliss	IF	Jr.	R/R	5-9	165	2L	LaGrange, Ga. (Troup)
10	Tyler Miller	IF/OF	Jr.	L/R	6-2	193	1L	Spanish Fort, Ala. (East Mississippi)
11	Kade Snell	LHP	Fr.	L/L	6-1	225	HS	Dothan, Ala. (Wicksburg)
12	Carter Frederick	RHP/OF	Fr.	R/R	6-4	225	HS	Chelsea, Ala. (Chelsea)
13	Ben Schorr	C	Fr.	R/R	6-1	205	HS	Columbus, Ga. (Columbus)
14	Brooks Fuller	LHP	Jr.	L/L	6-2	215	2L	Auburn Ala. (Auburn)
16	Cam Hill	DH/LHP	Fr.	L/L	6-3	210	HS	Madison, Ala. (Bob Jones)
17	Ryan Dyal	C	R-Fr.	L/R	6-0	190	HS	Senoia, Ga. (East Coweta)
18	Mason Barnett	RHP	So.	R/R	6-1	205	1L	Cartersville, Ga. (Cartersville)
19	Brody Moore	IF/UTL	Jr.	R/R	6-0	185	2L	Oneonta, Ala. (Oneonta)
20	Cody Greenhill	RHP	Sr.	R/R	6-4	216	3L	Russellville, Ala. (Russellville)
21	Trace Bright	RHP	So.	R/R	6-4	185	1L	Montgomery, Ala. (Trinity Presbyterian)
22	Garrett Wade	LHP	Jr.	L/L	6-2	205	2L	Hartselle, Ala. (Hartselle)
23	Peyton Glavine	LHP	R-Jr.	R/L	5-11	176	2L	Alpharetta, Ga. (Blessed Trinity)
24	Peyton Sybrandt	C	Fr.	L/R	6-3	210	HS	Baton Rouge, La. (Episcopal School)
25	Johnny Ceccoli	IF/OF	So.	L/R	6-2	210	1L	Tyler, Texas (All Saints Episcopal)
26	Hayden Mullins	LHP	So.	L/L	6-0	185	1L	Gallatin, Tenn. (Hendersonville)
27	Seb Thomas	RHP	So.	R/R	6-5	250	1L	Brookhaven, Ga. (Marist)
28	Nate LaRue	C	So.	R/R	6-3	210	1L	Mobile, Ala. (McGill-Toolen)
29	Carson Skipper	LHP	Jr.	L/L	6-3	210	2L	Trussville, Ala. (Hewitt-Trussville)
32	Carson Swilling	RHP	Fr.	R/R	6-1	185	HS	Smiths Station, Ala. (Smiths Station)
33	Will Morrison	RHP	R-So.	R/R	6-2	190	1L	Cullman, Ala. (Cullman)
34	John Samuel Shenker	IF	R-Jr.	R/R	6-3	250	1L	Albany, Ga. (Colquitt County)
36	Jack Sokol	RHP	Fr.	R/R	6-4	192	HS	New Albany, Ohio (New Albany)
40	Blake Burkhalter	RHP	So.	R/R	6-0	185	1L	Dothan, Ala. (Northview)
41	Steven Williams	OF	Sr.	L/R	6-3	216	3L	Albany, Ga. (Deerfield-Windsor)
43	Richard Fitts	RHP	Jr.	R/R	6-3	215	2L	Helena, Ala. (Helena)
44	Jack Owen	LHP	Sr.	L/L	6-2	204	3L	Aliso Viejo, Calif. (JSerra)
45	Joseph Gonzalez	RHP	Fr.	R/R	6-4	215	HS	Humacao, P.R. (Leadership Christian Academy)
47	Garrett Farquhar	IF	Sr.	R/R	5-11	185	1L	Hoover, Ala. (Shelton State)

**COACHES & STAFF**

30	Butch Thompson	Head Coach	Sixth Year
35	Karl Nonemaker	Assistant Coach	Fourth Year
39	Gabe Gross	Assistant Coach	Fourth Year
15	Tim Hudson	Volunteer Assistant Coach	Second Year
	Dan Gamache	Student Assistant Coach	Second Year
	Greg Drye	Director of Operations	Sixth Year
	Anthony Sandersen	Athletic Trainer	Fourth Year
	Blake Logan	Player Development & Data Analyst	Second Year
	Chris Joyner	Strength & Conditioning	Third Year

**PRONUNCIATION GUIDE**

Johnny CECCOLI	Suh-CO-lee
Ryan DYAL	DIAL
Garrett FARQUHAR	FAR-kwar
KASON Howell	KAY-son
Ben SCHORR	SHORE
John Samuel SHENKER	SHANK-er
Jack SOKOL	SOAK-ull
Peyton SYBRANDT	SIGH-brandt
Rankin WOLEY	WOE-lee

**30 BUTCH THOMPSON HEAD COACH**

**THE AUBURN SKIPPER**

- Eight College World Series appearances / 17 postseason appearances
- 2013 National Runner-up (Mississippi State)
- 2001 National Champion (Birmingham-Southern)
- 2014 Baseball America/ABCA National Assistant Coach of the Year
- 2006 FCA Coach of the Year
- Coached 16 pitchers who went on to pitch in the Major Leagues
- Recruited and coached 32 pitchers who were drafted out of college that weren't drafted out of high school

**Butch Thompson enters his sixth season at the helm of the program in 2021, posting a record of 154-115 in his first five seasons. He led the program to the first College World Series appearance in 22 years in 2019 and has taken the Tigers to three straight regionals for the first time since 2001-03.**

Butch Thompson was named Auburn's head baseball coach on October 22, 2015 and enters his sixth season with the Tigers in 2021.

Thompson, who spent three seasons as an assistant coach and recruiting coordinator at Auburn from 2006-08, returned to The Plains after seven seasons at Mississippi State as both associate head coach and pitching coach.

A native of Amory, Miss., Thompson has coached 30 Division I All-Americans and 39 all-conference performers. He has seen 16 of his former pitchers make their Major League Baseball debuts, including 10 since 2014. Thompson has also turned 32 pitchers who went undrafted out of high school into MLB draft picks.

Thompson had three pitchers drafted in the first 11 rounds in 2014 and five pitchers drafted, including three in the top 10 rounds, in 2013. He added a first-round selection in the 2016 draft, a third-round pick in Keegan Thompson in 2017 and the first No. 1 overall pick in program history in Casey Mize in 2018. With Tanner Burns also going as a supplemental first round pick in 2020, Auburn became one of four programs with a pair of pitchers drafted in the first round in the last three years.

Along with his pitching pedigree, Thompson is also considered one of the top recruiters in the country. Since 2003, he has secured 13 recruiting classes that were ranked in the top 10 by either Baseball America or Perfect Game, including the No. 5 signing class in 2017 and a program record No. 4 class in 2018. His classes signed from 2006-08 at Auburn each ranked in the top 18 nationally, including the No. 5 class in 2008, which included All-American and SEC Player of the Year Hunter Morris.

In 28 years of coaching at the collegiate level, including 19 in the Southeastern Conference, Thompson has coached eight College World Series participants, including leading the Tigers to the program's first trip to the College World Series in 22 years in 2019. Thompson has also coached one national champion and a national runner-up, won nine conference championships and made 17 postseason appearances. He has also served as an assistant under three National Coach of the Year recipients.

Thompson was named the 2006 Fellowship of Christian Athletes SEC Coach of the Year while at Auburn and the 2014 Baseball America and American Baseball Coaches Association (ABCA) National Assistant Coach of the Year while at Mississippi State.

Thompson has returned the Tigers to prominence in five seasons on The Plains as he has guided the team to a 154-115 overall record and three straight NCAA Tournament appearances for the first time since 2001-03, including back-to-back super regionals for the first time in program history. After advancing to the College World Series in 2019 and a winner-take-all game three in the Gainesville Super Regional in 2018, the Tigers have finished each of the last two full seasons ranked as high as No. 8 and No. 9, respectively. It marked the third time in program history the team has finished back-to-back seasons in the top 10.

Entering the 2019 postseason as the No. 2 seed in the Atlanta Regional, Auburn became the only program to sweep a regional on the road in each of the last two seasons before also becoming the first team to defeat North Carolina in a Chapel Hill Super Regional in 2019, punching its ticket to Omaha for the first time since 1997.

In seven seasons at MSU, Thompson made four NCAA regional trips, two Super Regionals, won the SEC Tournament and advanced to the College World Series finishing as NCAA runner-up in 2013. In three of his last four seasons in Starkville, the Bulldogs' staff ERA finished no higher than 3.06. Thompson's 2013 pitching staff was one of two nationally to finish in the top 15 in ERA, strikeouts per nine



innings and hits allowed per nine innings.

In addition to his experience at Auburn and Mississippi State, Thompson also spent four seasons at Georgia from 2002-05, including a trip to the College World Series in 2004. While there, he guided the development of future Major Leaguers Josh Fields, Mitchell Boggs and Brooks Brown.

Thompson launched his coaching career as pitching coach and top assistant at Huntingdon College (Ala.) in 1993, before returning to his alma mater in Birmingham, where he helped lead the Panthers to back-to-back Southern States Conference Championships and in 1995 coached BSC to its first NAIA World Series berth.

Thompson left BSC briefly to serve as head coach at Jefferson State Community College in Birmingham in 1997. While at JSCC, he was honored as the Regional Tournament Coach of the Year, the ABCA Alabama Junior College Coach of the Year and the Southeast Region Coach of the Year after guiding JSCC to a 39-21 mark, the AJCAA Region 22 State Championship and a third-place finish in the NJCAA Division II World Series.

He returned to Birmingham-Southern as top assistant the following season, beginning a four-year run during the most successful span in BSC baseball history. The Panthers won 196 games and four TranSouth Conference Championships and made three-consecutive appearances in the NAIA World Series. BSC's 2001 team posted a school-best 55-11 mark and captured the NAIA National Championship.

In 2002, Thompson joined the SEC baseball coaching fraternity as a pitching coach and recruiting coordinator at Georgia and has been a part of the league for the past 17 seasons.

Thompson currently serves as the large-school representative for the Alabama Baseball Coaches Association and is an All-American committee member representing the South region for the ABCA.

Thompson prepped at Amory (Miss.) High School and later starred as a pitcher at Itawamba (Miss.) Community College from 1989-90. On Oct. 25, 2014, Thompson was inducted into the ICC Athletic Hall of Fame.

He earned a Bachelor's Degree in History at BSC in 1992 and completed a Master's Degree in Sports Administration at UAB in 1996. He is married to the former Robin Ashe of Birmingham, Ala., and they are the parents of three daughters --- Anna, Olivia and Madelyn Gail.

**NATIONAL POLLS**

**NEWS & NOTES**

**BASEBALL AMERICA**

May 3

1. Arkansas\*
2. Notre Dame
3. Vanderbilt
4. Mississippi State
5. TCU
6. Tennessee
7. Arizona
8. Texas Tech
9. Texas
10. Florida\*
11. Ole Miss\*
12. Louisville
13. East Carolina
14. Florida State
15. South Carolina
16. Pittsburgh
17. Oregon
18. Louisiana Tech
19. Stanford
20. Old Dominion
21. Charlotte
22. Southern Miss
23. Indiana
24. UC Irvine
25. Fariefeld

**D1 BASEBALL**

May 3

1. Arkansas\*
2. Vanderbilt
3. TCU
4. Mississippi State\*
5. Tennessee
6. Texas
7. Notre Dame
8. Texas Tech
9. Arizona
10. Florida\*
11. Oregon
12. Ole Miss\*
13. East Carolina
14. Louisiana Tech
15. Louisville
16. Stanford
17. Pittsburgh
18. Florida State
19. South Carolina
20. Southern Miss
21. Gonzaga
22. Old Dominion
23. Charlotte
24. Indiana
25. UCLA

**USA TODAY**

May 3

1. Arkansas\*
2. Vanderbilt
3. TCU
4. Mississippi State\*
5. Texas
6. Tennessee
7. Notre Dame
8. Texas Tech
9. Florida\*
10. Arizona
11. Ole Miss\*
12. East Carolina
13. Oregon
14. Louisiana Tech
15. Louisville
16. Stanford
17. Pittsburgh
18. South Carolina
19. Southern Miss
20. Old Dominion
21. Florida State
22. Charlotte
23. Gonzaga
24. Oklahoma State
25. UCLA

**NCBWA**

Apr. 26

1. Arkansas\*
2. Vanderbilt
3. Texas
4. Tennessee
5. Mississippi State\*
6. TCU
7. East Carolina
8. Florida\*
9. Louisville
10. Arizona
11. Texas Tech
12. Oregon
13. Notre Dame
14. South Carolina
15. Ole Miss\*
16. Stanford
17. Charlotte
18. Louisiana Tech
19. Oklahoma State
20. Pittsburgh
21. Georgia\*
22. Oregon State
23. Old Dominion
23. UC Irvine
25. Florida State

**PERFECT GAME**

May 3

1. Arkansas\*
2. Mississippi State\*
3. Notre Dame
4. TCU
5. Vanderbilt
6. Texas
7. Tennessee
8. Arizona
9. Florida\*
10. Texas Tech
11. Louisville
12. East Carolina
13. Florida State
14. Stanford
15. Ole Miss\*
16. South Carolina
17. Indiana
18. Liberty
19. Charlotte
20. Old Dominion
21. Oregon
22. Tulane
23. UC Irvine
24. Southern Miss
25. Pittsburgh

**COLLEGIATE BASEBALL**

May 3

1. Arkansas\*
2. Vanderbilt
3. TCU
4. Mississippi State\*
5. Texas
6. Tennessee
7. Florida\*
8. Arizona
9. Ole Miss\*
10. Notre Dame
11. Texas Tech
12. South Carolina
13. Louisville
14. Stanford
15. Oregon
16. UCLA
17. Pittsburgh
18. East Carolina
19. Louisiana Tech
20. Oklahoma State
21. Arizona State
22. Michigan
23. UC Irvine
24. Tulane
25. UC Santa Barbara

**AUBURN IN THE POLLS**

**BA D1 CB NC PG USA**

- Pre. NR 23 NR 25 17 NR  
 2/22 NR 21 NR 22 17 N/A  
 3/1 NR NR NR NR 22 25  
 3/8 NR NR NR NR NR NR  
 3/15 NR NR NR NR NR NR  
 3/22 NR NR NR NR NR NR  
 3/29 NR NR NR NR NR NR

**BA D1 CB NC PG USA**

- 4/5 NR NR NR NR NR NR  
 4/12 NR NR NR NR NR NR  
 4/19 NR NR NR NR NR NR  
 4/26 NR NR NR NR NR NR  
 5/3 NR NR NR NR NR NR

**HOME, HOME ON THE PLAINS**

- Auburn entered the season with an 87-34 (.719) home record since the start of the 2017 season and 64-21 (.753) mark at home since the start of 2018.
- The Tigers are 11-11 at home this season with seven of the 11 home losses having been decided by two or less runs.
- The Tigers won back-to-back home games against Samford and Jacksonville State on Apr. 20-21 for the first time since Mar. 12-13.

**MIDWEEK SUCCESS**

- Auburn is 7-0 in midweek games this season, including 4-0 at Plainsman Park.
- The Tigers have outscored midweek opponents 87-28, including a record-setting, 33-run outburst vs. Alabama A&M on Wednesday, Feb. 24.
- The Tigers are hitting .335 and have turned in a 3.63 ERA in midweek games this season.

**TOUGH TESTS**

- Last weekend's series at Georgia marked Auburn's fifth SEC series against a top-25 opponent through seven weeks.
- The previous four series and 12 games against ranked opponents were against top-10 foes in No. 4 Ole Miss, No. 1 Arkansas, No. 4 Mississippi State and No. 10 Florida.
- Twenty of 40 games this season have come against ranked opponents (6-14).

**THE ROAD TO HOOVER**

- Auburn enters the last three weeks of the season tied with Texas A&M and Missouri (5-16) and two games behind LSU (7-14) in the SEC standings.
- The Tigers play all three conference opponents to close out the regular season with home series against LSU and Texas A&M and a road trip to Missouri.
- Auburn's first seven conference opponents have a combined SEC record of 86-61 and just one team has a losing record. The last three SEC foes are a combined 17-46 in the league.

**CLOSE, BUT NO CIGAR**

- Ten of Auburn's first 21 SEC games have been decided by one run and six more have been decided by two runs.
- The Tigers are 2-8 in one-run games and 4-12 in games decided by two runs or less in league play.

**DOUBLE PLAY DUO**

- Led by shortstop Ryan Bliss and second baseman Brody Moore up the middle, Auburn leads the country with 47 double plays turned this season.
- The Tigers have turned a double play in 16 of the last 18 games with multiple double plays in nine contests, including a program-record-matching four double plays at Arkansas on Apr. 3.

**THE SWITCH UP**

- Last weekend's starting rotation marked Auburn's eighth different starting rotation this season.
- On the offensive side, the Tigers have used 35 different starting lineups through 40 games.

### ANCHORING THE INFIELD

- Auburn infielders Tyler Miller (1B), Brody Moore (2B), Rankin Woley (3B) and Ryan Bliss (SS) have anchored the Auburn infield in 34 of the last 35 games.
- The quartet has not only led Auburn to a .976 fielding percentage, but also registers as the team's top four hitters, combining for a .328 average (206-for-628).
- Miller, Moore, Woley and Bliss have accounted for more than half of the team's hits (206) to go along with 116 runs, 33 doubles, 30 home runs and 132 RBI.

### ONE-TWO PUNCH

- Ryan Bliss and Tyler Miller are the top two hitters on the team and have hit first and second in the lineup in the last 10 games.
- Bliss leads the SEC with 21 multi-hit games this season and Miller leads the conference with 15 multi-RBI performances.
- Bliss and Miller are one of two pairs of teammates to rank in the top 15 in the league in batting average.

### BULL'S BACK IN THE 'PEN

- Cody Greenhill returned to the Auburn bullpen two weeks ago and picked up his first save of the season vs. Samford.
- He is tied with former big leaguers Gregg Olson and Colter Bean for fourth on Auburn's all-time list with 20 career saves and would tie Austin Hubbard for third all-time with two more saves.

### DIGGING THE LONG BALL

- Auburn's 62 homers through 40 games rank seventh in the NCAA and third in the SEC.
- The pace is eight shy of the 2010 team that set the single season program record with 131 home runs was on thru 40 games.
- Seven players have five or more home runs and 12 players have at least one home run this season, marking the first time to accomplish both feats since 2010.
- The Tigers have homered in 29 games this season with two or more homers in 20 contests and three or more homers in 11 games.

### 100 HIT CLUB

- Kason Howell became the fifth current Auburn player to record his 100th career hit at Alabama on Apr. 16.
- He joins Steven Williams (176), Ryan Bliss (156), Rankin Woley (146) and Judd Ward (142) on the 100 hits list.
- Auburn and Wake Forest are the only teams in the country with five current players with 100+ career hits.

### HALL OF FAME NOD

- Head coach Butch Thompson was inducted into the Mississippi Association of Community College Conference (MACCC) Hall of Fame on Wednesday, Apr. 27.

### HOWELL'S HEATING UP

- Kason Howell ranks second on the team with a .333 average (14-for-42) to go along with 10 runs, four doubles, three homers and five RBI in the last four SEC series.
- He turned in his first career multi-HR game in the series opener at Alabama, hitting an inside the park HR in the 4th and go-ahead HR in the 8th.
- Howell didn't hit a home run in his first 314 career at-bats. He then hit five home runs in his next 48 at-bats.

### IS T-MILL FOR REAL?

- Tyler Miller has hit 12 home runs and has driven in 51 runs through the team's first 40 games, marking the most home runs in the first 40 games of a season since SEC Player of the Year Hunter Morris (13 HR, 52 RBI) in 2010.
- Miller leads the SEC and ranks seventh in the NCAA in RBI. He also leads the SEC with 15 multi-RBI games.
- Through 40 games this season, Miller's 51 RBI are tied for the sixth most by an Auburn player since 2011.

### SWING IT, STEVEN

- Steven Williams is hitting .304 (14-for-46) with 10 runs, two doubles, a triple, five home runs and 14 RBI in the last 12 games.
- He has hit 32 career home runs and is the first Auburn player to reach 30 career home runs since Kevin Patterson in 2011. He would enter the top 10 in program history with three more home runs.
- Williams ranks second among active SEC players in hits (176), home runs and RBI (130).

### BLISSTERING BASEBALLS

- Shortstop Ryan Bliss has started and played in all but two games in his Auburn career.
- Bliss has multiple hits in 47 of 94 games since April 1, 2019 and is hitting .342 (132-for-386) during the span.
- He has hit safely in 92 of 122 career games with 52 multi-hit efforts.
- Dating back to the beginning of last season he has recorded a hit in 48 of 56 games with 30 multi-hit contests.

### RANKIN IS ROLLIN'

- Rankin Woley has hit three home runs in the last eight games and has a career best six homers this season.
- Woley snapped a career best 12-game hitting streak in the series opener against Kentucky, marking the longest by an Auburn player since Jonah Todd (16) and Dylan Ingram (13) in 2017.
- The graduate third baseman is hitting .344 (75-for-218) with 40 runs, 18 doubles, eight home runs and 41 RBI in 56 games since the start of last season.

### LIKE FATHER, LIKE SON

- Junior infielder Brody Moore is the son of former Auburn and All-SEC shortstop Brandon Moore (1991-94).
- Brody played a key role in Auburn's record setting 33-0 win vs. Alabama A&M earlier this season, going 4-for-6 with two doubles and 7 RBI in the game.
- Brandon also played a key role in the Tigers' previous record setting 32-9 win vs. Troy on Mar. 2, 1994, going 2-for-3 with a double, homer and 3 RBI in the game.
- Both Brandon and Brody played shortstop and hit fifth in the record setting games.
- Brandon hit .332 in four years and 242 games in an Auburn uniform. Brody is a .317 career hitter in parts of three seasons and 69 games.

### WAY TO SLING IT, SWILLING

- Freshman Carson Swilling leads the team with 16 appearances this season and has posted a 2.53 ERA with two saves, 14 K and 1 BB in 10.2 IP since Apr. 13.
- The runs he allowed in the 9th inning at Georgia Saturday were the first earned runs he allowed since Apr. 11.

### GIVE IT TO 'EM, GLAV

- Peyton Glavine matched a career and season best with 3.0 perfect innings and five strikeouts at Georgia last Friday.
- Glavine has excelled in relief this season, allowing just one run in his last six relief appearances and 12.0 IP.
- The lefty has held opponents to four hits and a .103 average and has issued one walk with 14 strikeouts during the relief span.
- Glavine has turned in a 2.31 ERA in 11 relief appearances this season.

### BATTERY OF ONE

- Nate LaRue made his collegiate pitching debut vs. Jacksonville State last Wednesday and struck out the first batter he faced.
- LaRue has also started in seven games behind the plate and becomes Auburn's first player to start at catcher and pitch in a season since Josh Donaldson in 2005.

### ALL-SEC

- Ryan Bliss and Rankin Woley held down the left side of the infield on the Preseason All-SEC Team selected by the leagues head coaches earlier this month.
- The tandem are the first shortstop and third baseman teammates to both be named First Team Preseason All-SEC since Dalton Guthrie and Jonathan India of Florida in 2017.

### MR. 200

- Including a season at Jefferson State Community College, Butch Thompson recorded his 200th career win in a 16-1 victory against Boston College on Mar. 6.

## THE LAST TIME...

### BATTING SUPERLATIVES

5 hits in a game	Anfernee Grier at Kennesaw St. [5-for-6] (4/12/16)
6 hits in a game	Tyler Johnstone vs. Elon [6-for-7, 2B, 3B] (2/25/05)
<b>Reached base 6 times</b>	<b>Bryson Ware vs. Alabama A&amp;M [3-5, 3B] (2/24/21)</b>
<b>4 runs in a game</b>	<b>Judd Ward vs. Presbyterian (2/19/21)</b>
<b>5 runs in a game</b>	<b>Rankin Woley vs. #18 Boston College (3/6/21)</b>
<b>6 runs in a game</b>	<b>Bryson Ware vs. Alabama A&amp;M (2/24/21)</b>
<b>10-game hitting streak</b>	<b>Rankin Woley, 12 games (2/28-pres)</b>
15-game hitting streak	Jonah Todd, 16 games, (4/8-5/7/17)
20-game hitting streak	A. Grier, 22 games, (5/31/15-3/22/16)
25-game hitting streak	Justin Fradejas, 27 games (3/23-5/7/10)
30-game hitting streak	Casey Dunn, 31 games (2/22 [G1]-4/15/97)
3 doubles in a game	Jordan Ebert vs. Southern (2/26/16)
4 doubles in a game	Ken Dempsey vs. Georgia (1971)
2 triples in a game	Jay Gonzalez vs. Alabama State (2/28/12)
3 triples in a game	never
<b>2 home runs in one game</b>	<b>Kason Howell at Alabama (4/15/21)</b>
3 home runs in one game	Tony Caldwell at Kentucky (4/9/11)
<b>7 RBI in a game</b>	<b>Brody Moore vs. Alabama A&amp;M (2/24/21)</b>
8 RBI in a game	Justin Bryant at Georgia (3/19/10)
9 RBI in a game	Hunter Morris at Georgia (3/21/10)
10 RBI in a game	Bob Berry vs. Huntington (4/15/82)
<b>Grand slam home run</b>	<b>Cam Hill vs. #18 Boston College (3/6/21)</b>
<b>Inside-the-park home run</b>	<b>Kason Howell at Alabama (4/15/21)</b>
<b>HR to begin game</b>	<b>Ryan Bliss at #1 Arkansas (4/2/21)</b>
Two HR in one inning	Dan Glevenyak at Jacksonville State (8th) (5/7/13)
<b>HR in consecutive at-bats</b>	<b>Tyler Miller at Lipscomb (3/16/21)</b>
HR in three consecutive at-bats	Edouard Julien vs. Alabama A&M/at UCF (2/20-22/19)
<b>HR in consecutive games</b>	<b>Rankin Woley vs. Samford / JSU (4/20-21/21)</b>
<b>HR in three consecutive games</b>	<b>Steven Williams at #20 GT / Alabama (4/13-16/21)</b>
HR in three consecutive SEC games	Trent Mummy (4/17-23/10)
HR in four consecutive games	Joseph Sanders (5/10-15/08)
HR in four consecutive SEC games	Mike Bianucci (5/2-9/08)
HR in five consecutive games	Tim Lemons (4/6-10/85)
Walk-off HR	Steven Williams at #7 Georgia Tech (6/1/19)
<b>Pinch-hit HR</b>	<b>Cam Hill vs. Kentucky (3/26/21)</b>
Pinch-hit grand slam	Edouard Julien vs. BYU (G1 - 3/3/18)
HR in first at-bat of season	Steven Williams vs. Longwood (2/17/18)
HR in both games of DH	Dylan Ingram at #7 Mississippi St. (4/29/17)
Hit for the cycle	Judd Ward [3B, 1B, HR, 2B] vs. Illinois-Chicago (G1 - 2/15/20)
Hit from both sides of plate in same inning	Damon Haecker [5th inn.] vs. Jacksonville St. (3/15/17)
<b>Two hits in same inning</b>	<b>Bliss [1B, 1B] &amp; Woley [2B, 1B] at #4 Ole Miss [8th] (3/21/21)</b>
Stole home	Justin Hargett vs. Davidson (Gm 2) [4th] (G1 - 3/3/10)
<b>Stole two bases in a game</b>	<b>Josh Hall vs. Alabama A&amp;M (2/23/21)</b>
Stole three bases in a game	Anfernee Grier vs. Southern (2/26/16)
<b>Hit by a pitch 2 times in a game</b>	<b>Rankin Woley vs. #18 Boston College (3/6/21)</b>
Hit by a pitch 3+ times in a game	Dan Glevenyak at Alabama (4) (4/11/14)
Scored 20 or more runs	20 vs. Wright State (2/29/20)
Scored 25 or more runs	25 vs. Longwood (2/17/18)
<b>Scored 30 or more runs</b>	<b>33 vs. Alabama A&amp;M (2/24/21)</b>
<b>Scored 5 runs in an Inning</b>	<b>5, vs. Little Rock (5th) (3/12/21)</b>
<b>Scored 6 runs in an Inning</b>	<b>6, vs. #10 Florida (5th) (G1 - 4/25/21)</b>
Scored 7 runs in an Inning	7, vs. Chicago State (3rd) (3/8/20)
Scored 8 runs in an Inning	8, at UAB (5th) (3/19/19)
<b>Scored 9 runs in an Inning</b>	<b>9, at #4 Ole Miss (8th) (3/21/21)</b>
<b>Scored 10+ runs in an Inning</b>	<b>14, vs. Alabama A&amp;M (4th) (2/24/21)</b>
Recorded 10+ hits in an Inning	11, vs. Furman (5th) (2/12/00)
Scored in every inning	vs. Coppin State (3/18/14)
<b>Recorded 15-19 hits</b>	<b>15, at #4 Ole Miss (3/21/21)</b>
<b>Recorded 20 or more hits</b>	<b>27, vs. Alabama A&amp;M (2/24/21)</b>
Hit 3 or more home runs in an inning	3, vs. Northeastern (6th) (G1 - 3/10/18)
<b>Hit 3 or more home runs in a game</b>	<b>3, vs. #10 Florida (G1 - 4/25/21)</b>
Hit 5 or more home runs in a game	6, vs. Northeastern (G1 - 3/10/18)
Hit 7 or more home runs in a game	7, vs. Mississippi State (5/8/10)
<b>Hit back-to-back home runs</b>	<b>R. Woley &amp; S. Williams vs. Samford (3rd) (4/20/21)</b>
Hit back-to-back-to-back home runs	B. Fletcher, H. Morris & K. Patterson vs. Mississippi State (5th) (5/8/10)
Had 5 doubles	5, vs. Oakland (2/19/20)
<b>Had 6 doubles</b>	<b>6, vs. Jacksonville State (4/21/21)</b>
Had 7 doubles	7, vs. Chicago State (3/8/20)
Had 8 doubles	8, vs. BYU (G1 - 3/3/18)
<b>Had 9+ doubles</b>	<b>11, vs. Alabama A&amp;M (2/24/21)</b>
Stole 5 bases in a game	5, vs. Bethune-Cookman (5/6/14)
Stole 6 bases in a game	6, vs. #21 Tennessee (3/17/19)
Stole 7 bases in a game	7, vs. Presbyterian (5/8/12)
Stole 8 bases in a game	8, vs. Alcorn State (2/22/12)
<b>Walked 10+ times</b>	<b>11, vs. Alabama A&amp;M (2/24/21)</b>
Did not strike out in a game	vs. Belmont (3/11/12)

### PITCHING SUPERLATIVES

<b>INDIVIDUAL</b>	
Nine-inning no-hitter	Casey Mize vs. Northeastern (3/9/18)
Nine-inning no-hitter (combined)	Mike Mueller [2.0], Lee Carter [1.0], Brandon Channell [1.0], Reid Price [1.0], Andrew Skinner [1.0], Arnold Hughey [1.0], Ken Clayton [1.0], Cory Duettt [0.2], Sean Jones [0.1] vs. UAB (3/19/02)
Seven-inning no-hitter	Jason Johnson vs. LaGrange College (4/30/91)
Nine-inning perfect game	Eric Brandon vs. Murray State (3/2/02)
Seven-inning perfect game	Jason Johnson vs. LaGrange College (4/30/91)
Nine-inning one-hitter (individual)	Keegan Thompson vs. Presbyterian (3/1/14)
Nine-inning one-hitter (combined)	Tanner Burns [7.0], Cody Greenhill [2.0] vs. Chicago State (3/6/20)
Five-inning one-hitter	Kevin Davis [3.2], Jacob Milliman [1.1], vs. Radford (2/22/15)
Nine-inning two-hitter	Tanner Burns [9.0] vs. Cincinnati (3/1/19)
Complete game	Jack Owen vs. UTSA (3/9/19)
Complete game shutout	Jack Owen vs. UTSA (3/9/19)
Consecutive complete games	K. Thompson vs. Arkansas & LSU (4/4 & 4/11/15)
Struck out 10 batters	10 by Tanner Burns vs. Chicago State (3/6/20)
Struck out 11 batters	11 by Bailey Horn vs. Chicago State (3/8/20)
Struck out 12 batters	12 by Casey Mize at Kentucky (3/23/18)
Struck out 13 batters	13 by Casey Mize vs. Texas A&M (3/16/18)
Struck out 15 batters	15 by Tanner Burns vs. Cincinnati (3/1/19)
<b>TEAM</b>	
<b>Struck out 15+ batters</b>	<b>Joseph Gonzalez [7], Hayden Mullins [8] at UAB (3/9/21)</b>
Struck out 20+ batters	Brooks Fuller [4], Ryan Watson [4], Elliott Anderson [3], Cody Greenhill [4], Carson Skipper [3], Garrett Wade [2] vs. #9 Arkansas (4/5/19)
Struck out 15 batters consecutive games	vs. Ga State, at Missouri (4/5-7/16)
<b>Shut out an opponent</b>	<b>6-0 vs. Little Rock (3/13/21)</b>
<b>Consecutive shutouts</b>	<b>7-0 vs. Little Rock / 6-0 vs. Little Rock (3/12-13/21)</b>
Three straight shutouts	2-0 vs. UT Martin / 6-0 vs. UTSA / 5-0 vs. UTSA (3/6-9/19)
Shut out an SEC opponent	7-0 at #12 Texas A&M (4/13/19)
Shut out an SEC opponent on the road	7-0 at #12 Texas A&M (4/13/19)
Consecutive SEC shutouts	5-0 and 4-0 at Miss. State (3/27-28/15)
Consecutive SEC shutouts on the road	5-0 and 4-0 at Miss. State (3/27-28/15)
<b>Was shut out</b>	<b>4-0 at #20 Georgia (4/29/21)</b>
Was held to one hit	vs. #24 Missouri (4/1/18)
Was no hit	vs. #13 Arkansas (5/25/17)
<b>FIELDING SUPERLATIVES</b>	
<b>2 errors in a game</b>	<b>Brody Moore vs. Jacksonville State (4/21/21)</b>
3 errors in a game	Luke Jarvis vs. Presbyterian (3/11/17)
4 errors in a game	Brett Burnham at Alabama (4/5/00)
<b>3 double plays turned in a game</b>	<b>vs. Baylor (2/27/21)</b>
<b>4 double plays turned in a game</b>	<b>at #1 Arkansas (4/3/21)</b>
5 double plays turned in a game	never
Triple play (Auburn)	vs. Memphis (5/22/78)
Triple play (Opponent)	at Florida [4th] (3/15/08)
Threw a runner out at HP to end game	Will Holland vs. Presbyterian (3/12/17)
<b>MISC. SUPERLATIVES</b>	
Won 10 or more consecutive games	15 (2/24-3/22/19)
Won 15 or more consecutive games	15 (2/24-3/22/19)
Won 8 or more consecutive SEC games	9 (4/1-21/95)
<b>Lost 5 or more consecutive games</b>	<b>5 (4/2-11/21)</b>
Home winning streak	21 (1964-66)
Road winning streak	14 (1967/1995)
Season-opening winning streak	17 (2/7-3/5/97)
<b>Extra-innings victory</b>	<b>10-6, at #20 Georgia [14 inn] (4/30/21)</b>
<b>Extra-innings loss</b>	<b>7-8, at Alabama [10 inn] (4/15/21)</b>
<b>Swept a 3-game series</b>	<b>vs. Presbyterian (2/19-21/21)</b>
Swept a road series	at Alabama (4/20-21/18)
Swept a road SEC series	at Alabama (4/20-21/18)
Swept a SEC series	vs. #21 Tennessee (3/15-17/19)
Swept a 4-game series	Illinois-Chicago (2/14-16/20)
Swept a doubleheader	Illinois-Chicago (2/15/20)
Allowed 3 runs or fewer in a series	2, vs. Chicago State (3/6-8/20)
Allowed 3 runs or fewer in a SEC series	3 vs. Miss. State (3/27-29/15)
Allowed 4 runs or fewer in a series	3 vs. UTSA (3/8-9/19)
Allowed 4 runs or fewer in a SEC series	4 vs. Georgia (4/23-25/15)
Allowed 3 runs or fewer in a road series	3 vs. Miss. State (3/27-29/15)
Allowed 3 runs or fewer in a SEC road series	3 vs. Miss. State (3/27-29/15)
Overcome a deficit of 7+ runs	7 runs, [7-0, 12-8] vs. Florida A&M (2/22/17)
Won a 1-0 game	vs. Mercer (5/30/15) [NCAA Regional]
Lost a 1-0 game	vs. Ohio State (2/15/14)
<b>Walk-off win</b>	<b>vs. Jacksonville State [10 inn.] (4/21/21)</b>
<b>Walk-off loss</b>	<b>at Alabama [9 inn.] (4/17/21)</b>

# HITTER PROFILES

## 9 • RYAN BLISS

IF

5-9 • 165 • JR • LaGrange, Ga. • Troup County

- Ranks 2nd in SEC with 33 hits in league play
- Leads the league with 21 multi-hit games
- Has multiple hits in 47 of 94 games dating back to April 2019 and is hitting .342 (132-for-386) during the span

### CAREER STATISTICS

YEAR	AVG	GP-GS	AB	R	H	2B	3B	HR	RBI	SB-A
2019	.281	66-66	249	50	70	11	1	3	37	11-13
2020	.377	18-18	77	21	29	7	2	2	17	5-7
2021	.352	38-38	162	36	57	8	0	10	32	4-8
TOTAL	.320	122-122	488	107	156	26	3	15	86	20-28

### CAREER HIGHS

**At Bats:** 7, at Georgia (4/30/21)  
**Runs:** 4, vs. Georgia (5/11/19)  
**Hits:** 4, two times  
**Doubles:** 2, vs. UIC (2/14/20)  
**HR:** 2, two times  
**RBI:** 4, five times

### SEASON HIGHS

7, at Georgia (4/30)  
 3, at Alabama (4/17)  
 4, vs. Kentucky (3/27)  
 1, eight times  
 2, at Ole Miss (3/20)  
 4, at Georgia (4/30)

## 3 • BRAYTON BROWN

OF

5-9 • 190 • SO • Selma, Ala. • Morgan Academy

### CAREER STATISTICS

YEAR	AVG	GP-GS	AB	R	H	2B	3B	HR	RBI	SB-A
2020	.267	14-7	30	6	8	2	0	1	4	0-0
2021	.208	15-4	24	7	5	1	0	2	8	0-0
TOTAL	.241	29-11	54	13	13	3	0	3	12	0-0

### CAREER HIGHS

**At Bats:** 5, vs. Alabama A&M (2/26/20)  
**Runs:** 3, vs. Oakland (2/19/20)  
**Hits:** 2, vs. AAMU (2/24/21)  
**Doubles:** 1, three times  
**HR:** 1, three times  
**RBI:** 3, at Ole Miss (3/21/21)

### SEASON HIGHS

3, three times  
 2, two times  
 2, vs. AAMU (2/24)  
 1, vs. AAMU (2/24)  
 1, two times  
 3, at Ole Miss (3/21)

## 17 • RYAN DYAL

C

6-0 • 190 • R-FR • Senoia, Ga. • East Coweta

- Went 2-for-5 with his first career HR and two RBI in the middle game at Georgia
- Is 5-for-15 with two doubles and one HR in the last five

### CAREER STATISTICS

YEAR	AVG	GP-GS	AB	R	H	2B	3B	HR	RBI	SB-A
2021	.190	21-13	42	12	8	2	0	1	3	1-1

### SEASON HIGHS

**At Bats:** 5, two times  
**Runs:** 3, at Georgia (4/30)  
**Hits:** 2, at Georgia (4/30)  
**Doubles:** 1, two times  
**HR:** 1, at Georgia (4/30)  
**RBI:** 2, at Georgia (4/30)

## 47 • GARRETT FARQUHAR

IF

5-11 • 185 • SR • Hoover, Ala. • Shelton State

### CAREER STATISTICS

YEAR	AVG	GP-GS	AB	R	H	2B	3B	HR	RBI	SB-A
2020	.263	13-10	38	15	10	2	0	0	10	1-1
2021	.333	12-2	15	5	5	2	0	0	1	1-1
TOTAL	.283	25-12	53	20	15	4	0	0	11	2-2

### CAREER HIGHS

**At Bats:** 5, two times  
**Runs:** 4, vs. AAMU (2/24)  
**Hits:** 3, vs. AAMU (2/24)  
**Doubles:** 2, vs. AAMU (2/24)  
**RBI:** 4, vs. UIC (2/16)

### SEASON HIGHS

4, vs. PC (2/20)  
 4, vs. AAMU (2/24)  
 3, vs. AAMU (2/24)  
 2, vs. AAMU (2/24)  
 1, vs. AAMU (2/24)

## 7 • COLE FOSTER

IF

6-1 • 190 • FR • Plano, Texas • Plano Senior

### CAREER STATISTICS

YEAR	AVG	GP-GS	AB	R	H	2B	3B	HR	RBI	SB-A
2021	.333	9-4	18	5	6	2	0	0	1	0-0

### SEASON HIGHS

**At Bats:** 4, two times  
**Runs:** 3, vs. AAMU (2/23)  
**Hits:** 2, vs. AAMU (2/23)  
**Doubles:** 1, two times  
**RBI:** 1, vs. AAMU (2/23)

## 2 • JOSH HALL

OF

5-9 • 185 • R-SO • Homewood, Ala. • Ole Miss

### CAREER STATISTICS

YEAR	AVG	GP-GS	AB	R	H	2B	3B	HR	RBI	SB-A
2021	.326	20-10	43	10	14	2	2	0	9	5-6

### SEASON HIGHS

**At Bats:** 5, at Lipscomb (3/16)  
**Runs:** 3, vs. AAMU (2/23)  
**Hits:** 3, vs. AAMU (2/23)  
**Doubles:** 1, two times  
**RBI:** 3, vs. AAMU (2/23)

## 16 • CAM HILL

IF

6-3 • 1210 • FR • Madison, Ala. • Bob Jones

- Has multiple hits in 3 of the last 6 SEC games
- Hit the go-ahead HR in the 6-run 5th inning vs. Florida

### CAREER STATISTICS

YEAR	AVG	GP-GS	AB	R	H	2B	3B	HR	RBI	SB-A
2021	.269	25-21	78	12	21	2	1	5	21	0-0

### CAREER HIGHS

**At Bats:** 4, 12 times  
**Runs:** 2, vs. BC (3/7)  
**Hits:** 3, two times  
**Doubles:** 1, two times  
**HR:** 1, five times  
**RBI:** 4, vs. BC (3/7)

## 5 • KASON HOWELL

OF

6-0 • 185 • JR • Argyle, Texas • Liberty Christian

- Didn't homer in his first 314 career at-bats and hit his first 5 HR in at span of 48 at-bats from 3/16-4/15
- Ranks second on the team with a .333 average in the last four SEC series

### CAREER STATISTICS

YEAR	AVG	GP-GS	AB	R	H	2B	3B	HR	RBI	SB-A
2019	.262	63-63	225	31	59	10	0	0	28	14-16
2020	.359	11-10	39	8	14	7	0	0	6	0-0
2021	.256	40-39	133	23	34	9	0	5	19	7-10
TOTAL	.270	114-112	397	62	107	26	0	5	53	21-26

### CAREER HIGHS

**At Bats:** 6, two times  
**Runs:** 3, two times  
**Hits:** 3, four times  
**Doubles:** 1, 26 times  
**HR:** 2, at Alabama (4/15)  
**RBI:** 3, three times

### SEASON HIGHS

6, at Georgia (4/30)  
 2, three times  
 3, at Alabama (4/15)  
 1, nine times  
 2, at Alabama (4/15)  
 3, three times

## 28 • NATE LARUE

C

6-3 • 210 • SO • Mobile, Ala. • McGill-Toolen

- Became the first Auburn player to start at catcher and pitch in the same season since Josh Donaldson in 2005

### CAREER STATISTICS

YEAR	AVG	GP-GS	AB	R	H	2B	3B	HR	RBI	SB-A
2020	.294	8-3	17	6	5	1	0	0	2	0-0
2021	.182	12-7	22	4	4	1	0	1	3	0-0
TOTAL	.231	20-10	39	10	9	2	0	1	5	0-0

### CAREER HIGHS

**At Bats:** 5, vs. UIC (2/15 - G1)  
**Runs:** 2, two times  
**Hits:** 2, vs. PC (2/20/21)  
**Doubles:** 1, two times  
**HR:** 1, vs. PC (2/20/21)  
**RBI:** 2, vs. PC (2/20/21)

### SEASON HIGHS

4, vs. PC (2/20)  
 2, vs. AAMU (2/23)  
 2, vs. PC (2/20)  
 1, vs. PC (2/20)  
 1, vs. PC (2/20)  
 2, vs. PC (2/20)

## 10 • TYLER MILLER

IF

6-2 • 193 • JR • Spanish Fort, Ala. • EMCC

- Leads the league and ranks 7th in NCAA in RBI
- Leads the league with 15 multi-RBI games
- His 12 HR and 51 RBI are the most by an Auburn player through 40 games since Hunter Morris in 2010

### CAREER STATISTICS

YEAR	AVG	GP-GS	AB	R	H	2B	3B	HR	RBI	SB-A
2020	.229	12-9	35	9	8	0	1	0	5	0-0
2021	.340	39-39	159	30	54	5	1	12	51	3-4
TOTAL	.320	51-48	194	39	62	5	2	12	56	3-4

### CAREER HIGHS

**At Bats:** 7, at Georgia (4/30/21)  
**Runs:** 3, three times  
**Hits:** 4, vs. TAMU (2/28/21)  
**Doubles:** 1, five times  
**HR:** 2, at Lipscomb (3/16/21)  
**RBI:** 6, vs. BC (3/6/21)

### SEASON HIGHS

7, at Georgia (4/30)  
 3, three times  
 4, vs. TAMU (2/28)  
 1, five times  
 2, at Lipscomb (3/16)  
 6, vs. BC (3/6)

## 19 • BRODY MOORE

IF

6-0 • 185 • JR • Oneonta, Ala. • Oneonta

- Has a hit in 10 of the last 11 games
- Ranks 3rd on the team with a .310 average in SEC play
- Has started in 38 straight games at second base

### CAREER STATISTICS

YEAR	AVG	GP-GS	AB	R	H	2B	3B	HR	RBI	SB-A
2019	.333	13-4	27	6	9	1	1	0	4	0-1
2020	.339	17-14	56	11	19	1	1	0	9	5-5
2021	.306	39-39	157	23	48	10	0	2	30	0-3
TOTAL	.317	69-57	240	40	76	12	2	2	43	5-9

### CAREER HIGHS

**At Bats:** 6, two times  
**Runs:** 3, vs. PC (2/19/21)  
**Hits:** 4, two times  
**Doubles:** 2, vs. AAMU (2/24/21)  
**HR:** 1, two times  
**RBI:** 7, vs. AAMU (2/24/21)

### SEASON HIGHS

6, two times  
 3, vs. PC (2/19)  
 4, two times  
 2, vs. AAMU (2/24)  
 1, two times  
 7, vs. AAMU (2/24)

## 6 • BOBBY PEIRCE

OF

6-2 • 195 • R-SO • Scottsdale, Ariz. • S. Mountain

### CAREER STATISTICS

YEAR	AVG	GP-GS	AB	R	H	2B	3B	HR	RBI	SB-A
2021	.200	8-2	15	3	3	1	0	0	4	0-0

### SEASON HIGHS

**At Bats:** 4, vs. AAMU (2/24)  
**Runs:** 3, vs. AAMU (2/24)  
**Hits:** 1, three times  
**Doubles:** 1, vs. AAMU (2/24)  
**RBI:** 2, vs. AAMU (2/24)

## 34 • JOHN SAMUEL SHENKER

IF

6-3 • 250 • R-JR • Albany, Ga. • Colquitt County

- Also serves as the starting TE for Auburn football
- Hauled in nine catches for 97 yards in 11 games for Auburn football last fall

### CAREER STATISTICS

YEAR	AVG	GP-GS	AB	R	H	2B	3B	HR	RBI	SB-A
2020	.318	11-6	22	5	7	1	0	0	6	0-0
2021	.200	11-3	20	3	4	1	0	0	2	0-0
TOTAL	.262	22-9	42	8	11	2	0	0	8	0-0

### CAREER HIGHS

**At Bats:** 5, vs. Wright State (2/29/20)  
**Runs:** 2, vs. UIC (2/16/20)  
**Hits:** 2, vs. UIC (2/16/20)  
**Doubles:** 1, two times  
**RBI:** 2, two times

### SEASON HIGHS

4, two times  
 1, three times  
 1, four times  
 1, at Ole Miss (2/20)  
 1, two times

## 1 • JUDD WARD

OF

6-1 • 195 • SR • Russellville, Ala. • Russellville

- Drove in the run that proved to be the difference Saturday at Georgia with a RBI triple to RCF
- Hit a leadoff double and scored the game-winning run vs. JSU (4/21)

### CAREER STATISTICS

YEAR	AVG	GP-GS	AB	R	H	2B	3B
------	-----	-------	----	---	---	----	----



**8 • BRYSON WARE IF/OF**

6-2 • 195 • SO • Madison, Miss. • Pearl River  
• Went 2-for-4 with a run and RBI in the finale at UGA  
• Has hit 4 of his HR in the last 13 games

**CAREER STATISTICS**

YEAR	AVG	GP-GS	AB	R	H	2B	3B	HR	RBI	SB-A
2021	.267	35-31	120	31	32	5	1	6	25	3-4

**SEASON HIGHS**

**At Bats:** 5, four times  
**Runs:** 6, vs. AAMU (2/24)  
**Hits:** 3, two times  
**Doubles:** 1, five times  
**HR:** 1, six times  
**RBI:** 4, two times

**41 • STEVEN WILLIAMS OF**

6-3 • 216 • SR • Albany, Ga. • Deerfield-Windsor  
• Needs 3 more HR to enter AU's career top 10  
• Is hitting .304 (14-for-46) with 10 R, 2 2B, 1 3B, 5 HR and 14 RBI in the last 12 games  
• Ranks second among active SEC players in career hits (176), home runs (32) and RBI (130)

**CAREER STATISTICS**

YEAR	AVG	GP-GS	AB	R	H	2B	3B	HR	RBI	SB-A
2018	.291	65-65	244	54	71	10	1	12	51	1-1
2019	.247	65-64	235	40	58	8	2	9	36	3-3
2020	.275	13-12	40	7	11	4	0	2	12	0-0
2021	.254	39-37	142	30	36	8	1	9	31	1-2
TOTAL	.266	182-178	661	131	176	30	4	32	130	5-6

**CAREER HIGHS**

**At Bats:** 6, three times  
**Runs:** 4, three times  
**Hits:** 4, four times  
**Doubles:** 2, two times  
**HR:** 1, 32 times  
**RBI:** 7, vs. Longwood (2/17/18)

**SEASON HIGHS**

6, at Georgia (4/30)  
3, vs. BC (3/6)  
2, eight times  
2, vs. AAMU (2/24)  
1, nine times  
4, two times

**4 • RANKIN WOLEY IF**

6-0 • 210 • GR • Atlanta, Ga. • Chattahoochee Valley  
• Has homered three times in the last six games  
• Ranks 2nd on the team with a .317 average in SEC play  
• Went on a 12-game hit streak from 2/28-3/21, marking the longest by an Auburn player since Jonah Todd (16) and Dylan Ingram (13) in 2017

**CAREER STATISTICS**

YEAR	AVG	GP-GS	AB	R	H	2B	3B	HR	RBI	SB-A
2019	.277	64-64	256	36	71	17	1	3	45	2-2
2020	.412	18-18	68	13	28	8	0	2	22	0-0
2021	.313	38-38	150	27	47	10	0	6	19	1-1
TOTAL	.308	120-120	474	76	146	35	1	11	86	3-3

**CAREER HIGHS**

**At Bats:** 7, vs. Arkansas (4/5/19)  
**Runs:** 5, vs. BC (3/6/21)  
**Hits:** 4, vs. UIC (2/15/20 - G1)  
**Doubles:** 2, four times  
**HR:** 1, 10 times  
**RBI:** 4, three times

**SEASON HIGHS**

5, nine times  
5, vs. BC (3/6)  
3, two times  
1, 10 times  
1, six times  
4, vs. PC (2/19)

**PITCHER PROFILES**

**18 • MASON BARNETT RHP**

6-1 • 205 • SO • Cartersville, Ga. • Cartersville  
• Has posted a 2.28 ERA with 30 K and 5 BB in seven appearances at home this season

**CAREER STATISTICS**

YEAR	ERA	W-L	G/S	IP	H	R	ER	BB	K	BAA
2020	3.52	0-0	6/0	7.2	5	4	3	3	16	.192
2021	4.14	2-3	13/6	37.0	34	21	17	19	38	.252
TOTAL	4.03	2-3	19/6	44.2	39	25	20	22	54	.242

**CAREER HIGHS**

**Innings:** 7.0, vs. Little Rock (3/13/21)  
**Hits:** 6, vs. Kentucky (3/27/21)  
**Runs:** 6, at Ole Miss (3/20/21)  
**Earned Runs:** 5, vs. Kentucky (3/27/21)  
**Strikeouts:** 9, vs. Little Rock (3/13/21)  
**Walks:** 5, at Arkansas (4/3/21)  
**Pitches:** 91, vs. Little Rock (3/13/21)

**SEASON HIGHS**

7.0, vs. Little Rock (3/13)  
6, vs. Kentucky (3/27)  
6, at Ole Miss (3/20)  
5, vs. Kentucky (3/27)  
9, vs. Little Rock (3/13)  
5, at Arkansas (4/3)  
91, vs. Little Rock (3/13)

**21 • TRACE BRIGHT RHP**

6-4 • 185 • SO • Montgomery, Ala. • Trinity  
• Leads the team with four wins this season  
• Named the SEC Pitcher of the Week on Mar. 1 after throwing 6.0 scoreless innings vs. Texas A&M (2/28)

**CAREER STATISTICS**

YEAR	ERA	W-L	G/S	IP	H	R	ER	BB	K	BAA
2020	8.38	1-1	3/3	9.2	10	9	9	7	12	.278
2021	7.71	4-4	15/8	39.2	39	35	34	17	37	.257
TOTAL	7.84	5-5	18/11	49.1	49	44	43	24	49	.261

**CAREER HIGHS**

**Innings:** 6.0, vs. TAMU (2/28/21)  
**Hits:** 5, three times  
**Runs:** 7, at Ole Miss (3/21/21)  
**Earned Runs:** 7, at Ole Miss (3/21/21)  
**Strikeouts:** 7, vs. AAMU (2/23/21)  
**Walks:** 3, three times  
**Pitches:** 85, vs. TAMU (2/28/21)

**SEASON HIGHS**

6.0, vs. TAMU (2/28)  
5, two times  
7, at Ole Miss (3/20)  
7, at Ole Miss (3/20)  
7, vs. AAMU (2/23)  
3, at Ole Miss (3/20)  
85, vs. TAMU (2/28)

**40 • B. BURKHALTER RHP**

6-0 • 185 • SO • Dothan, Ala. • Northview

**CAREER STATISTICS**

YEAR	ERA	W-L	G/S	IP	H	R	ER	BB	K	BAA
2020	2.08	0-0	4/0	4.1	6	1	1	3	3	.462
2021	1.84	0-0	12/0	14.2	9	4	3	13	19	.170
TOTAL	1.89	0-0	16/0	19.0	15	5	4	16	22	.227

**CAREER HIGHS**

**Innings:** 2.1, vs. BC (3/7/21)  
**Hits:** 3, vs. UCF (2/23)  
**Runs:** 2, at Lipscomb (3/16/21)  
**Earned Runs:** 1, four times  
**Strikeouts:** 4, vs. Little Rock (3/13/21)  
**Walks:** 2, three times  
**Pitches:** 35, vs. BC (3/7/21)

**SEASON HIGHS**

2.1, vs. BC (3/7)  
2, three times  
2, at Lipscomb (3/16)  
1, three times  
4, vs. Little Rock (3/13)  
2, three times  
35, vs. BC (3/7)

**43 • RICHARD FITTS RHP**

6-3 • 215 • JR • Helena, Ala. • Helena

**CAREER STATISTICS**

YEAR	ERA	W-L	G/S	IP	H	R	ER	BB	K	BAA
2019	5.31	5-3	21/5	62.2	78	37	37	17	47	.305
2020	2.77	1-0	6/1	13.0	9	4	4	5	16	.200
2021	8.20	0-3	10/5	26.1	32	26	24	10	26	.302
TOTAL	5.74	6-6	37/11	102.0	119	67	65	32	89	.292

**CAREER HIGHS**

**Innings:** 6.1, vs. UNA (5/14/19)  
**Hits:** 9, vs. Baylor (2/27/21)  
**Runs:** 7, vs. Baylor (2/27/21)  
**Earned Runs:** 6, two times  
**Strikeouts:** 8, vs. UNA (5/14/19)  
**Walks:** 3, four times  
**Pitches:** 93, at North Carolina (6/10/19)

**SEASON HIGHS**

5.0, two times  
9, vs. Baylor (2/27)  
7, vs. Baylor (2/27)  
6, vs. Baylor (2/27)  
7, at Alabama (4/15)  
3, vs. Florida (4/25)  
90, vs. BC (3/5)

**18 • BROOKS FULLER LHP**

6-2 • 215 • JR • Auburn, Ala. • Auburn

**CAREER STATISTICS**

YEAR	ERA	W-L	G/S	IP	H	R	ER	BB	K	BAA
2019	4.50	2-2	20/8	44.0	39	30	22	35	36	.239
2020	2.25	1-1	3/2	8.0	11	3	2	1	7	.333
2021	9.64	0-0	11/0	14.0	20	16	15	13	16	.333
TOTAL	5.32	3-3	34/10	66.0	70	49	39	49	59	.273

**CAREER HIGHS**

**Innings:** 6.0, at Texas A&M (4/13/19)  
**Hits:** 5, three times  
**Runs:** 5, vs. Baylor (2/27/21)  
**Earned Runs:** 5, vs. Baylor (2/27/21)  
**Strikeouts:** 6, vs. Ole Miss (4/20/19)  
**Walks:** 4, at South Carolina (3/30/19)  
**Pitches:** 93, at Texas A&M (4/13/19)

**SEASON HIGHS**

2.1, three times  
5, vs. Baylor (2/27)  
5, vs. Baylor (2/27)  
5, vs. Baylor (2/27)  
3, three times  
3, two times  
58, vs. Baylor (2/27)

**23 • PEYTON GLAVINE LHP**

5-11 • 180 • R-JR • Alpharetta, Ga. • Blessed Trinity

• Pitched 3.0 perfect innings with 5 K at UGA Friday  
• Hasn't allowed a run in eight of his 11 relief efforts  
• Ranks 4th on the team with a 2.31 relief ERA

**CAREER STATISTICS**

YEAR	ERA	W-L	G/S	IP	H	R	ER	BB	K	BAA
2018	27.00	0-0	5/0	3.0	10	9	9	2	5	.526
2019	5.62	1-0	9/0	8.0	10	5	5	8	12	.294
2021	4.23	1-1	13/2	27.2	19	13	13	6	27	.194
TOTAL	6.28	2-1	27/2	38.2	39	27	27	16	44	.258

**CAREER HIGHS**

**Innings:** 3.0, five times  
**Hits:** 5, vs. Northeastern (3/10/18)  
**Runs:** 6, vs. Northeastern (3/10/18)  
**Earned Runs:** 6, vs. Northeastern (3/10/18)  
**Strikeouts:** 5, two times  
**Walks:** 2, three times  
**Pitches:** 47, vs. Florida (4/25/21)

**SEASON HIGHS**

3.0, five times  
4, two times  
4, at Lipscomb (3/16)  
4, at Lipscomb (3/16)  
5, two times  
2, at Lipscomb (3/16)  
47, vs. Florida (4/25)

**45 • JOSEPH GONZALEZ RHP**

6-4 • 215 • FR • Humacao, PR • Leadership CA

• Is 1-0 with a 3.72 ERA in his last four appearances and 9.2 innings pitched  
• Has turned in a 3.94 ERA in 10 relief appearances  
• Retired the first 15 batters he faced with 7 K in his first career start at UAB (3/9)

**CAREER STATISTICS**

YEAR	ERA	W-L	G/S	IP	H	R	ER	BB	K	BAA
2021	7.59	1-3	15/5	32.0	43	27	27	9	22	.319

**SEASON HIGHS**

**Innings:** 5.0, two times  
**Hits:** 8, vs. Kentucky (3/27)  
**Runs:** 9, vs. MSU (4/11)  
**Earned Runs:** 9, vs. MSU (4/11)  
**Strikeouts:** 7, at UAB (3/9)  
**Walks:** 5, at Arkansas (4/2)  
**Pitches:** 86, at Arkansas (4/2)

**20 • CODY GREENHILL RHP**

6-4 • 216 • SR • Russellville, Ala. • Russellville

• Made his first relief appearance of the season and earned the save vs. Samford (4/20)  
• Ranks T-4th in program history with 20 career saves  
• Was one of three SEC pitchers entering 2021 with a sub-.300 career ERA and 100+ IP

**CAREER STATISTICS**

YEAR	ERA	W-L	G/S	IP	H	R	ER	BB	K	BAA
2018	2.30	6-3	21/0	58.2	53	17	15	19	55	.243
2019	3.45	2-3	28/0	57.1	53	27	22	18	44	.242
2020	0.00	0-0	4/0	12.2	5	0	0	1	17	.122
2021	3.09	3-0	11/8	46.2	37	20	16	13	39	.218
TOTAL	2.72	11-6	64/8	175.1	148	64	53	51	155	.228

**CAREER HIGHS**

**Innings:** 7.0, two times  
**Hits:** 7, two times  
**Runs:** 5, two times  
**Earned Runs:** 5, at MSU (3/24/19)  
**Strikeouts:** 6, two times  
**Walks:** 3, four times  
**Pitches:** 94, at Ole Miss (3/19/21)

**SEASON HIGHS**

7.0, two times  
7, vs. MSU (4/9)  
5, at Alabama (4/15)  
4, at Alabama (4/15)  
6, vs. PC (2/19)  
3, vs. OU (2/26)  
94, at Ole Miss (3/19)

**16 • CAM HILL LHP**

6-3 • 210 • FR • Madison, Ala. • Bob Jones  
 • Pitched a 1-2-3 9th inning vs. Kentucky (3/27) and earned his second win in a scoreless 10th vs. JSU (4/21)

**CAREER STATISTICS**

YEAR	ERA	W-L	G/S	IP	H	R	ER	BB	K	BAA
2021	21.94	2-0	8/0	5.1	11	14	13	8	6	.440

**SEASON HIGHS**  
**Innings:** 1.0, four times  
**Hits:** 4, vs. BC (3/7)  
**Runs:** 5, vs. BC (3/7)  
**Earned Runs:** 5, vs. BC (3/7)  
**Strikeouts:** 2, two times  
**Walks:** 3, at Ole Miss (3/21)  
**Pitches:** 30, vs. BC (3/7)

**33 • WILL MORRISON RHP**

6-2 • 190 • R-SO • Cullman, Ala. • Cullman  
 • Allowed his first run of the season vs. Samford (4/20)  
 • Earned his first career save by striking out the last batter of the game vs. Florida (4/25)  
 • Earned his first career win in the 14-inning win at UGA  
 • Hasn't allowed an earned run in 8 appearances and 9.1 IP in SEC play

**CAREER STATISTICS**

YEAR	ERA	W-L	G/S	IP	H	R	ER	BB	K	BAA
2019	4.56	0-0	24/0	25.2	24	13	13	11	15	.264
2021	0.75	1-0	10/0	12.0	9	2	1	4	9	.220
TOTAL	3.35	1-0	34/0	37.2	33	15	14	15	24	.250

**CAREER HIGHS**  
**Innings:** 3.0, two times  
**Hits:** 4, two times  
**Runs:** 3, at GT (4/16/19)  
**Earned Runs:** 3, at GT (4/16/19)  
**Strikeouts:** 5, vs. AAMU (2/19/19)  
**Walks:** 2, two times  
**Pitches:** 50, vs. Arkansas (4/6/19)

**SEASON HIGHS**  
 2.2, at Georgia (4/30)  
 4, vs. Samford (4/20)  
 1, two times  
 1, vs. Samford (4/20)  
 2, at Georgia (4/30)  
 2, vs. MSU (4/11)  
 43, at Georgia (4/30)

**26 • HAYDEN MULLINS LHP**

6-0 • 185 • SO • Gallatin, Tenn. • Hendersonville  
 • Hasn't pitched since Apr. 11 and has thrown just once since Mar. 14

**CAREER STATISTICS**

YEAR	ERA	W-L	G/S	IP	H	R	ER	BB	K	BAA
2020	3.68	1-0	5/0	7.1	4	3	3	6	10	.174
2021	2.38	2-0	7/0	11.1	10	4	3	4	19	.222
TOTAL	2.89	3-0	12/0	18.2	14	7	6	10	29	.206

**CAREER HIGHS**  
**Innings:** 4.0, at UAB (3/9/21)  
**Hits:** 3, vs. Little Rock (3/14/21)  
**Runs:** 3, vs. UCF (2/23)  
**Earned Runs:** 3, vs. UCF (2/23)  
**Strikeouts:** 8, at UAB (3/9/21)  
**Walks:** 3, vs. Wofford (3/11)  
**Pitches:** 56, at UAB (3/9/21)

**SEASON HIGHS**  
 4.0, at UAB (3/9)  
 3, vs. Little Rock (3/14)  
 2, vs. MSU (4/11)  
 2, vs. MSU (4/11)  
 8, at UAB (3/9)  
 1, four times  
 56, at UAB (3/9)

**44 • JACK OWEN LHP**

6-2 • 204 • SR • Aliso Viejo, Calif. • JSerra Catholic  
 • Has posted a 3.32 ERA in his last three starts  
 • Struck out 21 and issued three walks in last 19.0 IP  
 • Was one of eight SEC pitchers entering 2021 with a sub-4.00 career ERA and 100+ IP

**CAREER STATISTICS**

YEAR	ERA	W-L	G/S	IP	H	R	ER	BB	K	BAA
2018	5.97	2-2	14/7	34.2	43	24	23	16	35	.312
2019	2.75	4-2	14/10	68.2	64	22	21	14	59	.247
2020	3.43	3-1	4/4	21.0	17	10	8	5	25	.215
2021	5.64	1-3	7/5	30.1	37	19	19	7	28	.298
TOTAL	4.13	10-8	39/26	154.2	161	75	71	42	147	.268

**CAREER HIGHS**  
**Innings:** 9.0, vs. UTSA (3/9/19)  
**Hits:** 9, three times  
**Runs:** 6, three times  
**Earned Runs:** 6, three times  
**Strikeouts:** 10, vs. Cincinnati (3/2/19)  
**Walks:** 3, four times  
**Pitches:** 110, vs. Florida (4/25/21)

**SEASON HIGHS**  
 7.0, two times  
 9, vs. MSU (4/10)  
 6, vs. MSU (4/10)  
 6, vs. MSU (4/10)  
 8, at Alabama (4/16)  
 2, two times  
 110, vs. Florida (4/25)

**29 • CARSON SKIPPER LHP**

6-3 • 210 • JR • Trussville, Ala. • Hewitt-Trussville  
 • Has allowed on a run in his last three outings and 5.2 IP  
 • Has turned in an 6.0 K-BB ratio this season

**CAREER STATISTICS**

YEAR	ERA	W-L	G/S	IP	H	R	ER	BB	K	BAA
2019	7.46	3-3	17/8	35.0	45	33	29	23	38	.306
2020	1.00	0-0	7/0	9.0	5	1	1	3	12	.167
2021	4.00	0-2	13/0	18.0	21	10	8	3	18	.280
TOTAL	5.52	3-5	37/8	62.0	71	44	38	29	68	.282

**CAREER HIGHS**  
**Innings:** 4.2, vs. UTSA (3/9/19)  
**Hits:** 5, four times  
**Runs:** 5, two times  
**Earned Runs:** 5, vs. Arkansas (4/5/19)  
**Strikeouts:** 8, vs. Alabama A&M (2/19/19)  
**Walks:** 4, at Georgia Tech (4/16/19)  
**Pitches:** 78, vs. Arkansas (4/5/19)

**SEASON HIGHS**  
 3.0, at Georgia (4/30)  
 4, two times  
 3, at Alabama (4/17)  
 3, at Alabama (4/17)  
 3, two times  
 1, three times  
 43, at Arkansas (4/2)

**36 • JACK SOKOL RHP**

6-4 • 192 • FR • New Albany, Ohio • New Albany  
 • Earned the win in his Auburn debut and first career start vs. Alabama A&M (2/24)  
 • Pitched 4.0 scoreless and struck out six in the game

**CAREER STATISTICS**

YEAR	ERA	W-L	G/S	IP	H	R	ER	BB	K	BAA
2021	0.00	1-0	2/1	4.2	1	0	0	4	6	.083

**CAREER HIGHS**  
**Innings:** 4.0, vs. AAMU (2/24)  
**Hits:** 1, vs. AAMU (2/24)  
**Runs:** 0, two times  
**Earned Runs:** 0, two times  
**Strikeouts:** 6, vs. AAMU (2/24)  
**Walks:** 3, vs. AAMU (2/24)  
**Pitches:** 52, vs. AAMU (2/24)

**32 • CARSON SWILLING RHP**

6-1 • 185 • FR • Smiths Station, Ala. • Smiths  
 • Earned his first career save in 2.0 IP at Alabama (4/16)  
 • Recorded the final 10 outs in the clinching win at UGA  
 • Leads the team with two saves in SEC play  
 • Posted a 2.53 ERA with 14 K and 1 BB in 10.2 IP and seven appearances since Apr. 13

**CAREER STATISTICS**

YEAR	ERA	W-L	G/S	IP	H	R	ER	BB	K	BAA
2021	3.33	1-1	16/0	24.1	19	10	9	9	25	.211

**CAREER HIGHS**  
**Innings:** 3.2, at Lipscomb (3/16)  
**Hits:** 5, at Georgia (5/1)  
**Runs:** 3, two times  
**Earned Runs:** 3, two times  
**Strikeouts:** 5, at Georgia (5/1)  
**Walks:** 3, vs. MSU (4/11)  
**Pitches:** 67, at Georgia (5/1)

**27 • SEB THOMAS RHP**

6-5 • 250 • SO • Brookhaven, Ga. • Marist

**CAREER STATISTICS**

YEAR	ERA	W-L	G/S	IP	H	R	ER	BB	K	BAA
2020	1.17	0-0	7/0	7.2	4	1	1	4	6	.160
2021	6.08	0-1	10/0	13.1	13	9	9	6	10	.277
TOTAL	4.29	0-1	17/0	21.0	17	10	10	10	16	.236

**CAREER HIGHS**  
**Innings:** 2.2, vs. PC (2/21/21)  
**Hits:** 4, vs. JSU (4/21/21)  
**Runs:** 4, vs. JSU (4/21/21)  
**Earned Runs:** 4, vs. JSU (4/21/21)  
**Strikeouts:** 4, vs. BC (3/5/21)  
**Walks:** 3, vs. Wofford (3/11)  
**Pitches:** 49, vs. Wofford (3/11)

**SEASON HIGHS**  
 2.2, vs. PC (2/21)  
 4, vs. JSU (4/21)  
 4, vs. JSU (4/21)  
 4, vs. JSU (4/21)  
 4, vs. BC (3/5)  
 1, six times  
 39, vs. BC (3/5)

**AUBURN IN THE NATIONAL AND SEC RANKINGS**

(as of May 3)

TEAM	TOTAL	NCAA	SEC
Double plays	47	1	1
Home runs	62	7	3
Slugging percentage	.479	22	3
Hits	406	24	7

10 TYLER MILLER	TOTAL	NCAA	SEC
RBI	51	7	1
RBI/game	1.31	18	1
Home runs	12	22	5

# PITCHING CAREERS

## MASON BARNETT'S CAREER APPEARANCES

### 2020 - FRESHMAN YEAR

Date	Opp (Res.)	DEC	QS	IP	H	R	ER	BB	SO	HR	ERA	NP
2/15	ILLINOIS-CHICAGO (W, 7-3)	-	-	1.0	4	3	3	1	2	0	27.00	32
2/19	OAKLAND (W, 17-1)	-	-	1.0	0	0	0	0	2	0	13.50	10
2/25	ALABAMA A&M (W, 10-0)	-	-	1.0	0	0	0	1	2	0	9.00	17
3/1	WRIGHT STATE (W, 6-0)	-	-	1.0	0	0	0	1	2	0	6.75	21
3/8	CHICAGO STATE (W, 9-0)	-	-	1.0	1	0	0	0	3	0	5.40	19
3/10	GEORGIA TECH (L, 2-6)	-	-	2.2	0	1	0	0	5	0	3.52	35

### 2021 - SOPHOMORE YEAR

Date	Opp (Res.)	DEC	QS	IP	H	R	ER	BB	SO	HR	ERA	NP
2/21	*PRESBYTERIAN (W, 2-1 [10])	-	-	4.0	3	0	0	2	4	0	0.00	65
2/26	vs. #25 Oklahoma (L, 3-4 [10])	-	-	1.1	2	1	1	3	1	0	1.69	42
3/6	*#18 BOSTON COLLEGE (W, 16-1) W	-	-	5.1	2	1	0	2	3	0	0.84	75
3/13	*LITTLE ROCK (W, 6-0)	W	X	7.0	2	0	0	1	9	0	0.51	91
3/20	*at #4 Ole Miss (L, 5-6)	L	-	3.0	5	6	4	2	4	0	2.18	72
3/27	*KENTUCKY (L, 6-7)	-	-	5.1	6	5	5	0	8	2	3.46	84
4/1	at #1 Arkansas (W, 2-1)	S	-	1.0	0	0	0	1	0	0	3.33	15
4/3	at #1 Arkansas (L, 5-6 [10])	-	-	1.2	2	1	1	5	0	0	3.45	45
4/11	#4 MISSISSIPPI STATE (L, 10-19)	-	-	2.0	4	2	2	0	1	0	3.82	33
4/17	at Alabama (L, 9-10)	L	-	1.1	4	2	2	2	1	0	4.22	34
4/21	*JAX STATE (W, 8-7 [10])	-	-	1.0	0	0	0	0	1	0	4.09	14
4/25	#10 FLORIDA (L, 4-6)	L	-	3.0	2	1	0	0	4	0	3.75	42
4/29	at #20 Georgia (L, 0-4)	-	-	1.0	2	2	2	1	2	1	4.14	24

\*- Starter

## TRACE BRIGHT'S CAREER APPEARANCES

### 2020 - FRESHMAN YEAR

Date	Opp (Res.)	DEC	QS	IP	H	R	ER	BB	SO	HR	ERA	NP
2/19	*OAKLAND (W, 17-1)	W	-	3.0	2	1	1	1	6	1	3.00	59
2/26	*ALABAMA A&M (W, 12-6)	-	-	4.2	3	4	4	3	6	0	5.87	80
3/11	*WOFFORD (L, 3-4)	L	-	2.0	5	4	4	3	0	0	8.38	50

### 2021 - SOPHOMORE YEAR

Date	Opp (Res.)	DEC	QS	IP	H	R	ER	BB	SO	HR	ERA	NP
2/19	PRESBYTERIAN (W, 14-3)	-	-	1.0	2	0	0	0	2	0	0.00	28
2/23	*ALABAMA A&M (W, 18-2 [7])	W	-	4.0	2	2	1	0	7	0	1.80	55
2/28	*vs. Texas A&M (W, 6-1)	W	X	6.0	3	0	0	2	1	0	0.82	86
3/7	*#18 BOSTON COLLEGE (L, 9-11 [10])	-	-	5.0	3	1	1	1	3	0	1.12	69
3/14	*LITTLE ROCK (L, 6-12)	L	-	4.1	5	6	6	0	5	2	3.54	74
3/21	*at #4 Ole Miss (L, 11-19)	L	-	1.1	4	7	7	3	2	0	6.23	53
3/26	KENTUCKY (L, 6-8 [10])	-	-	3.0	5	4	4	2	2	2	6.93	58
4/2	at #1 Arkansas (L, 5-6)	-	-	1.0	3	3	3	0	2	0	7.71	24
4/3	at #1 Arkansas (L, 5-6 [10])	L	-	0.2	2	1	1	1	0	0	7.86	11
4/10	#4 MISSISSIPPI STATE (L, 2-7)	-	-	3.1	1	1	1	1	3	1	7.28	38
4/13	*at #20 Georgia Tech (W, 7-3)	W	-	4.0	3	2	2	1	1	1	6.95	39
4/17	at Alabama (L, 9-10)	-	-	1.2	2	2	2	1	3	1	7.13	38
4/20	*SAMFORD (W, 6-4)	-	-	1.0	1	2	2	1	2	1	7.43	19
4/23	#10 FLORIDA (L, 2-4)	L	-	1.1	1	2	2	2	2	0	7.65	32
5/1	*at #20 Georgia (W, 9-7)	W	-	2.0	2	2	2	2	2	0	7.71	42

## BLAKE BURKHALTER'S CAREER APPEARANCES

### 2020 - FRESHMAN YEAR

Date	Opp (Res.)	DEC	QS	IP	H	R	ER	BB	SO	HR	ERA	NP
2/15	ILLINOIS-CHICAGO (W, 7-3)	-	-	1.0	1	0	0	1	1	0	0.00	14
2/23	UCF (L, 2-12)	-	-	1.0	3	1	1	1	0	0	4.50	20
2/26	ALABAMA A&M (W, 12-6)	-	-	1.1	1	0	0	1	2	0	2.70	23
3/8	CHICAGO STATE (W, 9-0)	-	-	1.0	1	0	0	0	0	0	2.08	8

### 2021 - SOPHOMORE YEAR

Date	Opp (Res.)	DEC	QS	IP	H	R	ER	BB	SO	HR	ERA	NP
2/20	PRESBYTERIAN (W, 6-1)	-	-	1.0	2	0	0	1	1	0	0.00	25
2/24	ALABAMA A&M (W, 33-0)	-	-	1.0	0	0	0	0	2	0	0.00	19
2/28	vs. Texas A&M (W, 6-1)	-	-	1.0	0	0	0	1	0	0	0.00	11
3/7	*#18 BOSTON COLLEGE (L, 9-11 [10])	-	-	2.1	0	0	0	1	3	0	0.00	35
3/13	LITTLE ROCK (W, 6-0)	-	-	2.0	2	0	0	1	4	0	0.00	34
3/16	at Lipscomb (W, 9-7)	-	-	0.2	2	2	1	2	2	1	1.12	25
3/20	at #4 Ole Miss (L, 5-6)	-	-	1.0	0	0	0	2	0	0	1.00	18
3/27	KENTUCKY (L, 6-7)	-	-	1.2	1	1	1	1	3	1	1.69	22
4/2	at #1 Arkansas (L, 5-6)	-	-	0.2	0	0	0	1	0	0	1.59	19
4/11	#4 MISSISSIPPI STATE (L, 10-19)	-	-	0.1	0	0	0	2	1	0	1.54	14
4/21	JAX STATE (W, 8-7 [10])	-	-	2.0	1	1	1	0	2	1	1.98	31
5/1	at #20 Georgia (W, 9-7)	-	-	1.0	1	0	0	1	1	0	1.84	21

\*- Starter

## RICHARD FITTS' CAREER APPEARANCES

### 2019 - FRESHMAN YEAR

Date	Opp (Res.)	DEC	QS	IP	H	R	ER	BB	SO	HR	ERA	NP
2/17	GEORGIA SOUTHERN (W, 4-3)	-	-	2.1	2	1	1	1	0	0	3.86	47
2/24	at UCF (W, 13-9)	-	-	2.0	2	1	1	0	2	1	4.15	27
3/5	UT MARTIN (W, 15-9)	W	-	2.0	2	1	1	0	1	0	4.26	26
3/9	UTSA (W, 8-3)	-	-	0.1	2	1	1	0	1	0	5.40	9
3/17	#21 TENNESSEE (W, 5-3)	-	-	0.1	1	0	0	0	0	0	5.14	7
3/19	at UAB (W, 13-5)	-	-	1.1	2	0	0	2	2	0	4.32	31
3/23	at #4 Mississippi State (L, 2-15)	-	-	1.0	4	3	3	0	1	1	6.75	22
3/26	vs. Alabama (L, 3-6)	-	-	3.2	3	0	0	1	1	0	4.85	65

3/31	at South Carolina (W, 7-5)	W	-	5.0	3	0	0	2	2	0	3.50	64
4/6	*#9 ARKANSAS (L, 0-8)	L	-	4.1	5	5	5	3	2	1	4.84	74
4/14	*at #12 Texas A&M (L, 1-4)	L	-	3.0	5	3	3	0	2	0	5.33	56
4/18	#17 OLE MISS (W, 7-4)	W	-	4.1	4	0	0	0	4	0	4.55	57
4/26	*at #4 Vanderbilt (L, 2-5)	L	-	2.1	6	4	4	1	3	1	5.34	77
5/5	*ALABAMA (W, 17-7)	-	-	3.2	7	3	3	0	3	1	5.55	64
5/11	*#7 GEORGIA (L, 8-10)	-	-	0.0	3	3	3	0	0	1	6.31	13
5/14	NORTH ALABAMA (W, 8-7)	-	-	6.1	4	1	1	2	8	0	5.57	82
5/22	vs. #2 Vanderbilt (L, 1-11)	-	-	4.0	7	3	3	1	5	1	5.67	75
6/1	at #3 Georgia Tech (W, 6-5)	W	-	6.0	4	0	0	0	4	0	5.02	84
6/10	at #14 North Carolina (W, 14-7)	W	-	5.1	7	6	6	3	4	2	5.49	93
6/16	vs. #6 Mississippi State (L, 4-5)	-	-	2.0	1	1	1	0	0	0	5.46	20
6/19	vs. #7 Louisville (L, 3-5)	-	-	3.1	4	1	1	1	2	0	5.31	48

### 2020 - SOPHOMORE YEAR

Date	Opp (Res.)	DEC	QS	IP	H	R	ER	BB	SO	HR	ERA	NP
2/15	*ILLINOIS-CHICAGO (W, 7-3)	W	-	5.0	2	0	0	3	7	0	0.00	85
2/22	UCF (L, 3-7)	-	-	1.0	4	3	3	1	1	0	4.50	24
2/25	ALABAMA A&M (W, 10-0)	-	-	1.0	1	0	0	0	0	0	3.86	13
3/1	WRIGHT STATE (W, 6-0)	-	-	2.1	0	0	0	0	3	0	2.89	32
3/7	CHICAGO STATE (W, 16-2)	-	-	1.0	0	0	0	0	1	0	2.61	6
3/10	GEORGIA TECH (L, 2-6)	-	-	2.2	2	1	1	1	4	1	2.77	51

### 2021 - JUNIOR YEAR

Date	Opp (Res.)	DEC	QS	IP	H	R	ER	BB	SO	HR	ERA	NP
2/20	*PRESBYTERIAN (W, 6-1)	-	-	5.0	1	1	1	2	6	1	1.80	66
2/27	*vs. Baylor (L, 6-12)	L	-	4.1	9	7	6	0	2	2	6.75	67
3/5	*#18 BOSTON COLLEGE (L, 2-8)	L	-	5.0	7	5	5	1	2	3	7.53	90
3/16	at Lipscomb (W, 9-7)	S	-	2.0	0	0	0	2	3	0	6.61	33
3/26	KENTUCKY (L, 6-8 [10])	L	-	1.0	3	2	1	0	2	0	6.75	31
4/2	at #1 Arkansas (L, 5-6)	-	-	0.2	2	2	2	1	0	0	7.64	15
4/9	#4 MISSISSIPPI STATE (L, 5-6)	-	-	1.0	2	1	1	0	1	0	7.71	21
4/15												

**AUBURN** 2021 AUBURN BASEBALL GAME NOTES

**2019 - SOPHOMORE YEAR**

Date	Opp (Res.)	DEC	QS	IP	H	R	ER	BBSO	HR	ERA	NP
2/16	GEORGIA SOUTHERN (L, 5-7)	-	-	0.2	0	0	0	0	1	0.00	11
2/20	ALABAMA A&M (W, 10-2)	-	-	1.0	3	0	0	2	2	0.00	35
3/9	UTSA (W, 8-3)	-	-	1.0	0	0	0	0	2	0.00	12
3/17	#21 TENNESSEE (W, 5-3)	-	-	0.1	0	0	0	1	0	0.00	8
3/19	at UAB (W, 13-5)	-	-	1.0	0	0	0	0	2	0.00	14
3/23	at #4 Mississippi State (L, 2-15)	-	-	1.2	3	1	1	1	2	0.00	34
4/23	at Jacksonville State (W, 14-2)	W	-	1.2	1	0	0	1	2	1.23	29
4/26	at #4 Vanderbilt (L, 2-5)	-	-	0.0	1	1	1	2	0	2.45	18
5/22	vs. #2 Vanderbilt (L, 1-11)	-	-	0.2	2	3	3	1	1	5.62	22

**2021 - JUNIOR YEAR**

Date	Opp (Res.)	DEC	QS	IP	H	R	ER	BBSO	HR	ERA	NP
2/23	ALABAMA A&M (W, 18-2 [7])	-	-	2.0	1	0	0	0	1	0.00	19
2/27	vs. Baylor (L, 6-12)	-	-	3.0	1	0	0	0	2	0.00	31
3/7	#18 BOSTON COLLEGE (L, 9-11 [10])	L	-	1.0	3	2	2	1	0	1.00	28
3/12	LITTLE ROCK (W, 7-0)	-	-	3.0	0	0	0	0	5	2.00	38
3/16	*at Lipscomb (W, 9-7)	-	-	1.1	2	4	4	2	1	5.23	33
3/21	at #4 Ole Miss (L, 11-19)	-	-	2.1	4	3	3	1	2	6.39	41
3/26	KENTUCKY (L, 6-8 [10])	-	-	1.0	0	0	0	0	2	5.93	14
4/11	#4 MISSISSIPPI STATE (L, 10-19)	-	-	1.0	0	0	0	0	0	5.52	8
4/13	at #20 Georgia Tech (W, 7-3)	-	-	2.0	0	0	0	1	0	4.86	29
4/17	at Alabama (L, 9-10)	-	-	3.0	2	0	0	0	3	4.12	38
4/20	SAMFORD (W, 6-4)	W	-	2.0	2	1	1	0	4	4.15	33
4/25	*#10 FLORIDA (L, 4-6)	-	-	3.0	4	3	3	1	2	4.74	47
4/30	at #20 Georgia (W, 10-6 [14])	-	-	3.0	0	0	0	0	5	4.23	41

**JOSEPH GONZALEZ'S CAREER APPEARANCES**

**2021 - FRESHMAN YEAR**

Date	Opp (Res.)	DEC	QS	IP	H	R	ER	BB	SO	HR	ERA	NP
2/20	PRESBYTERIAN (W, 6-1)	-	-	1.0	2	0	0	0	1	0	0.00	12
2/24	ALABAMA A&M (W, 33-0)	-	-	1.0	0	0	0	0	2	0	0.00	11
2/26	vs. #25 Oklahoma (L, 3-4 [10])	-	-	1.1	4	1	1	0	0	0	2.70	25
3/9	*at UAB (W, 6-5)	-	-	5.0	1	1	1	0	7	0	2.16	60
3/14	LITTLE ROCK (L, 6-12)	-	-	0.2	2	1	1	0	0	0	3.00	12
3/16	at Lipscomb (W, 9-7)	-	-	1.1	1	0	0	0	1	0	2.61	17
3/19	at #4 Ole Miss (L, 0-1)	L	-	1.0	1	1	1	0	0	1	3.18	16
3/27	*KENTUCKY (L, 4-6)	L	-	4.0	8	5	5	2	4	0	5.28	71
4/3	*at #1 Arkansas (L, 5-6 [10])	-	-	5.0	2	2	2	5	1	0	4.87	86
4/11	*#4 MISSISSIPPI STATE (L, 10-19)	L	-	0.2	7	9	9	1	9	0	8.57	44
4/17	*at Alabama (L, 9-10)	-	-	1.1	4	3	3	0	0	0	9.27	29
4/21	JAX STATE (W, 8-7 [10])	-	-	3.1	3	0	0	0	3	0	8.06	55
4/25	*#10 FLORIDA (W, 10-8 [7])	W	-	2.2	3	2	2	1	0	0	7.94	43
4/30	at #20 Georgia (W, 10-6 [14])	-	-	1.0	2	0	0	0	0	0	7.67	16
5/1	at #20 Georgia (W, 9-7)	-	-	2.2	3	2	2	0	3	1	7.59	29

**CODY GREENHILL'S CAREER APPEARANCES**

**2018 - FRESHMAN YEAR**

Date	Opp (Res.)	DEC	QS	IP	H	R	ER	BBSO	HR	ERA	NP
2/16	LONGWOOD (W, 6-0)	-	-	1.0	1	0	0	1	0	0.00	23
2/20	GEORGIA STATE (W, 3-2)	W	-	3.1	0	0	0	3	4	0.00	66
2/24	BRYANT (W, 13-4)	-	-	2.0	3	0	0	0	4	0.00	39
2/27	at #15 South Alabama (W, 7-6)	-	-	2.0	2	0	0	1	1	0.00	26
3/3	BYU (W, 9-5)	-	-	3.1	5	1	1	1	4	0.77	48
3/6	at UAB (W, 11-8)	-	-	2.0	0	0	0	0	3	0.66	20
3/10	NORTHEASTERN (L, 2-1)	-	-	4.2	1	0	0	1	4	0.49	59
4/3	ALABAMA A&M (W, 19-5)	-	-	1.0	1	0	0	0	1	0.47	15
4/8	at #5 Arkansas (L, 5-4)	L	-	1.2	1	1	1	2	1	0.86	33
4/15	MISSISSIPPI STATE (W, 7-5)	W	-	4.1	5	2	2	0	5	1.42	78
4/21	at Alabama (W, 5-0)	-	-	2.0	2	0	0	1	4	1.32	38
4/27	at #1 Florida (W, 11-5)	W	-	5.0	6	2	2	3	0	1.67	81
5/5	#17 VANDERBILT (W, 11-5)	-	-	3.1	1	0	0	2	3	0.00	44
5/12	at #5 Ole Miss (L, 10-3)	L	-	4.2	3	1	1	1	3	1.56	69
5/17	LSU (W, 11-4)	-	-	3.0	3	0	0	2	0	1.45	39
5/19	LSU (W, 14-5)	-	-	2.0	3	3	3	1	3	1.59	38
5/22	vs. Kentucky (W, 4-3 [11])	W	-	3.0	3	0	0	0	2	0.00	36
5/25	vs. #4 Ole Miss (L, 7-0)	-	-	2.2	4	2	2	0	2	1.76	48
6/3	at #11 N.C. State (W, 15-7)	W	-	4.1	6	3	3	2	5	2.11	86
6/10	vs. #1 Florida (W, 3-2)	W	-	3.0	2	1	1	1	1	2.16	42
6/11	at #1 Florida (L, 3-2)	L	-	0.1	1	1	1	0	0	2.30	8

**2019 - SOPHOMORE YEAR**

Date	Opp (Res.)	DEC	QS	IP	H	R	ER	BBSO	HR	ERA	NP	
2/16	GEORGIA SOUTHERN (L, 5-7)	-	-	2.2	4	1	1	1	0	0	3.38	34
2/22	at UCF (W, 4-1)	-	-	1.1	0	0	0	0	1	0	2.25	18
3/2	CINCINNATI (W, 5-0)	-	-	2.0	0	0	0	1	1	0	1.29	27
3/5	UT MARTIN (W, 15-9)	-	-	2.0	1	1	1	0	0	0	2.00	15
3/9	UTSA (W, 8-3)	-	-	2.0	3	2	1	0	4	0	2.45	36
3/15	#21 TENNESSEE (W, 2-0)	-	-	2.0	0	0	0	0	4	0	2.08	26
3/17	#21 TENNESSEE (W, 5-3)	-	-	2.2	3	1	1	2	0	1	2.30	37
3/22	at #4 Mississippi State (W, 6-5)	-	-	2.0	1	0	0	0	2	0	2.04	23
3/24	at #4 Mississippi State (L, 15-20)	L	-	2.1	7	5	5	0	2	0	4.05	42
3/29	at South Carolina (W, 4-2)	-	-	1.0	0	0	0	0	1	0	3.86	20
3/31	at South Carolina (W, 7-5)	-	-	1.1	2	0	0	0	0	0	3.63	24
4/5	#9 ARKANSAS (W, 6-3)	-	-	1.0	0	0	0	0	2	0	3.47	14
4/5	#9 ARKANSAS (L, 6-9)	-	-	3.0	3	0	0	2	4	0	3.08	54
4/13	at #12 Texas A&M (W, 7-0)	-	-	2.1	0	0	0	1	2	0	2.83	31
4/18	#17 OLE MISS (W, 7-4)	-	-	2.0	0	0	0	0	3	0	2.64	31
4/20	#17 OLE MISS (W, 6-5)	W	-	3.0	3	2	2	0	0	1	2.94	25

4/27	at #4 Vanderbilt (L, 5-9)	-	-	1.2	5	3	3	0	2	0	3.57	32
5/3	ALABAMA (W, 5-1)	-	-	1.0	0	0	0	0	2	0	3.47	13
5/4	ALABAMA (L, 6-7)	L	-	1.0	3	2	0	1	0	0	3.38	18
5/11	#7 GEORGIA (W, 4-3)	W	-	4.0	1	0	0	1	5	0	3.05	48
5/18	at #20 LSU (W, 5-4)	-	-	5.1	6	3	2	3	1	0	3.09	90
5/21	vs. #21 Tennessee (W, 5-3)	-	-	0.2	0	0	0	0	1	0	3.00	16
5/23	vs. #17 LSU (L, 3-4)	L	-	2.2	3	3	2	1	1	0	3.24	42
6/2	at #3 Georgia Tech (W, 4-1)	-	-	3.0	1	1	1	0	4	1	3.23	39
6/8	at #14 North Carolina (W, 11-7)	-	-	2.0	3	2	2	3	1	0	3.44	46
6/10	at #14 North Carolina (W, 14-7)	-	-	1.2	3	1	1	1	0	0	3.49	43
6/16	vs. #6 Mississippi State (L, 4-5)	-	-	0.2	1	0	0	1	1	0	3.45	17

**2020 - JUNIOR YEAR**

Date	Opp (Res.)	DEC	QS	IP	H	R	ER	BBSO	HR	ERA	NP	
2/14	ILLINOIS-CHICAGO (W, 5-3)	-	-	4.0	0	0	0	1	6	0	0.00	60
2/21	UCF (L, 1-3)	-	-	3.2	3	0	0	0	3	0	0.00	44
2/28	WRIGHT STATE (W, 7-2)	-	-	3.0	2	0	0	0	5	0	0.00	42
3/6	CHICAGO STATE (W, 6-0)	-	-	2.0	0	0	0	0	3	0	0.00	27

**2021 - SENIOR YEAR**

Date	Opp (Res.)	DEC	QS	IP	H	R	ER	BB	SO	HR	ERA	NP	
2/19	*PRESBYTERIAN (W, 14-3)	W	-	5.0	3	3	2	1	6	1	3.60	73	
2/26	*vs. #25 Oklahoma (L, 3-4 [10])	-	-	4.1	3	1	1	3	3	0	2.89	72	
3/12	* LITTLE ROCK (W, 7-0)	W	-	5.0	3	0	0	1	5	0	1.88	58	
3/19	*at #4 Ole Miss (L, 0-1)	-	-	X	7.0	4	0	0	1	4	0	1.27	94
3/26	*KENTUCKY (L, 6-8 [10])	-	-	5.0	3	2	2	2	1	0	1.71	75	
4/1	*at #1 Arkansas (W, 2-1)	W	X	7.0	3	1	1	0	5	1	1.62	90	
4/9	*#4 MISSISSIPPI STATE (L, 5-6)	-	-	6									

**HAYDEN MULLINS' CAREER APPEARANCES**

**2020 - FRESHMAN YEAR**

Date	Opp (Res.)	DEC	QS	IP	H	R	ER	BB	SO	HR	ERA	NP
2/16	ILLINOIS-CHICAGO (W, 14-0)	-	-	1.0	1	0	0	0	1	0	0.00	13
2/23	UCF (L, 2-12)	-	-	1.2	3	3	3	1	4	1	10.12	38
2/26	ALABAMA A&M (W, 12-6)	W	-	1.1	0	0	0	0	2	0	6.75	14
3/1	WRIGHT STATE (W, 6-0)	-	-	0.2	0	0	0	2	1	0	5.79	18
3/11	WOFFORD (L, 3-4)	-	-	2.2	1	0	0	3	2	0	3.68	52

**2021 - SOPHOMORE YEAR**

Date	Opp (Res.)	DEC	QS	IP	H	R	ER	BB	SO	HR	ERA	NP
2/20	PRESBYTERIAN (W, 6-1)	W	-	1.0	2	0	0	1	2	0	0.00	29
2/24	ALABAMA A&M (W, 33-0)	-	-	1.0	0	0	0	0	2	0	0.00	17
2/26	vs. #25 Oklahoma (L, 3-4 [10])	-	-	0.0	1	0	0	1	0	0	0.00	10
3/6	#18 BOSTON COLLEGE (W, 16-1)	-	-	2.0	0	0	0	1	4	0	0.00	31
3/9	at UAB (W, 6-5)	W	-	4.0	2	1	0	0	8	0	0.00	56
3/14	LITTLE ROCK (L, 6-12)	-	-	3.0	3	1	1	0	3	0	0.82	34
4/11	#4 MISSISSIPPI STATE (L, 10-19)	-	-	0.1	2	2	2	1	0	0	2.38	18

**JACK OWEN'S CAREER APPEARANCES**

\*- Starter

**2018 - FRESHMAN YEAR**

Date	Opp (Res.)	DEC	QS	IP	H	R	ER	BB	SO	HR	ERA	NP
2/17	LONGWOOD (W, 25-1)	-	-	1.0	1	1	1	2	1	0	9.00	29
3/3	BYU (W, 21-4)	-	-	3.0	2	0	0	0	1	0	2.25	33
3/13	GEORGIA TECH (W, 12-7)	-	-	3.0	2	0	0	1	5	0	1.29	45
3/20	*at Georgia Tech (L, 6-4)	L	-	3.1	9	6	6	2	3	1	6.10	56
3/27	*vs. Alabama (W, 5-2)	W	-	4.0	1	0	0	2	4	0	4.40	73
4/1	#24 MISSOURI (L, 5-0)	-	-	1.0	1	0	0	0	1	0	4.11	18
4/3	ALABAMA A&M (W, 19-5)	-	-	1.0	4	2	2	0	1	1	4.96	26
4/7	at #5 Arkansas (L, 13-2)	-	-	0.0	1	4	4	3	0	0	7.16	20
4/10	*at Samford (L 12-3)	L	-	1.0	5	4	4	0	0	1	8.83	23
4/24	*SAMFORD (W, 7-2)	W	-	5.1	6	2	2	0	5	0	7.54	77
5/8	*SOUTH ALABAMA (W, 10-4)	-	-	4.0	3	3	2	1	6	0	7.09	66
5/11	at #5 Ole Miss (L, 8-3)	-	-	1.0	1	0	0	0	1	0	6.83	10
5/15	*at Troy (L, 9-5)	-	-	4.1	5	1	1	2	6	0	6.19	93
5/22	*vs. Kentucky (W, 4-3 [11])	-	-	2.2	2	1	1	3	1	1	5.97	43

**2019 - SOPHOMORE YEAR**

Date	Opp (Res.)	DEC	QS	IP	H	R	ER	BBSO	HR	ERA	NP	
2/17	GEORGIA SOUTHERN (W, 4-3)	W	-	4.2	4	0	0	2	4	0	0.00	67
2/23	at UCF (L, 1-6)	-	-	4.1	3	1	0	0	8	0	0.00	79
3/2	*CINCINNATI (W, 5-0)	W	X	7.0	3	0	0	0	10	0	0.00	88
3/9	*UTSA (W, 5-0)	W	X	9.0	4	0	0	0	7	0	0.00	98
3/16	*#21 TENNESSEE (W, 5-2)	-	-	4.0	2	1	1	0	4	1	0.31	55
4/20	#17 OLE MISS (W, 6-5)	-	-	2.1	0	0	0	1	1	0	0.29	29
4/27	at #4 Vanderbilt (L, 5-9)	-	-	2.1	3	1	1	1	3	0	0.53	43
5/3	*ALABAMA (W, 5-1)	W	-	5.0	5	1	1	2	0	0	0.70	63
5/10	*#7 GEORGIA (L, 2-11)	L	-	3.2	7	6	6	1	3	1	1.91	65
5/17	*at #20 LSU (L, 1-5)	L	-	7.0	8	4	4	1	6	0	2.37	97
5/23	*vs. #17 LSU (L, 3-4)	-	-	5.2	5	1	1	1	5	0	2.29	102
5/31	*vs. Coastal Carolina (W, 16-7)	-	-	3.2	6	2	2	1	4	1	2.45	86
6/8	*at #14 North Carolina (W, 11-7)	-	-	5.0	8	4	4	1	3	0	2.83	77
6/16	*vs. #6 Mississippi State (L, 4-5)	-	-	5.0	6	1	1	3	1	0	2.75	102

**2020 - JUNIOR YEAR**

Date	Opp (Res.)	DEC	QS	IP	H	R	ER	BBSO	HR	ERA	NP	
2/15	*ILLINOIS-CHICAGO (W, 18-1)	W	-	5.0	3	1	1	3	8	1	1.80	71
2/22	*UCF (L, 3-7)	L	-	5.0	1	3	2	1	5	1	2.70	62
2/29	*WRIGHT STATE (W, 20-6)	W	-	5.0	9	4	3	0	6	1	3.60	91
3/7	*CHICAGO STATE (W, 16-2)	W	X	6.0	4	2	2	1	6	0	3.43	74

**2021 - SENIOR YEAR**

Date	Opp (Res.)	DEC	QS	IP	H	R	ER	BBSO	HR	ERA	NP	
3/21	at #4 Ole Miss (L, 11-19)	-	-	0.1	4	5	5	2	0	0	99.00	23
3/27	KENTUCKY (L, 6-7)	L	-	2.0	3	1	1	0	1	0	23.14	31
4/2	*at #1 Arkansas (L, 5-6)	-	-	5.1	2	0	0	0	4	0	7.04	73
4/10	*#4 MISSISSIPPI STATE (L, 2-7)	L	-	3.2	9	6	6	1	2	2	9.53	71
4/16	*at Alabama (W, 5-4)	W	X	7.0	8	3	3	1	8	0	7.36	98
4/23	*#10 FLORIDA (L, 2-4)	-	X	7.0	7	2	2	0	7	1	6.04	110
4/29	*at #20 Georgia (L, 0-4)	L	-	5.0	4	2	2	2	6	0	5.64	86

**CARSON SKIPPER'S CAREER APPEARANCES**

\*- Starter

**2019 - FRESHMAN YEAR**

Date	Opp (Res.)	DEC	QS	IP	H	R	ER	BB	SO	HR	ERA	NP
2/15	GEORGIA SOUTHERN (W, 11-2)	-	-	3.0	3	0	0	1	1	0	0.00	48
2/19	*ALABAMA A&M (W, 10-1)	W	-	4.0	2	1	0	0	8	0	0.00	67
2/24	at UCF (W, 13-9)	W	-	2.0	3	3	3	1	1	0	3.00	58
3/2	*CINCINNATI (W, 9-5)	-	-	3.0	5	4	3	0	4	1	4.50	59
3/6	UT MARTIN (W, 2-0)	-	-	2.1	0	0	0	0	5	0	3.77	31
3/9	*UTSA (W, 8-3)	W	-	4.2	5	0	0	0	5	0	2.84	70
3/17	*#21 TENNESSEE (W, 5-3)	-	-	3.0	3	2	1	1	1	0	2.86	46
3/23	*at #4 Mississippi State (L, 2-15)	L	-	0.2	5	5	4	2	1	0	4.37	35
3/24	at #4 Mississippi State (L, 15-20)	-	-	0.1	2	3	3	1	0	1	5.48	9
3/30	*at South Carolina (W, 7-5)	-	-	1.0	4	3	3	2	1	0	6.38	43
4/5	#9 ARKANSAS (W, 6-3)	-	-	0.2	1	0	0	0	1	0	6.20	8
4/5	#9 ARKANSAS (L, 6-9)	L	-	3.0	3	5	5	3	3	2	7.16	78
4/9	JACKSONVILLE STATE (L, 6-11)	-	-	0.0	0	0	0	2	0	0	7.16	10
4/16	*at #16 Georgia Tech (L, 6-11)	-	-	2.1	1	1	1	4	3	0	6.82	53

4/23	at Jacksonville State (W, 14-2)	-	-	1.0	0	0	0	1	0	0	6.61	17
4/25	at #4 Vanderbilt (L, 6-12)	-	-	1.1	3	2	2	3	1	0	6.89	43
5/7	*UAB (L, 4-6)	L	-	2.1	5	4	4	0	3	0	7.46	48

**2020 - SOPHOMORE YEAR**

Date	Opp (Res.)	DEC	QS	IP	H	R	ER	BBSO	HR	ERA	NP	
2/15	ILLINOIS-CHICAGO (W, 7-3)	-	-	1.0	0	0	0	0	2	0	0.00	16
2/19	OAKLAND (W, 17-1)	-	-	2.0	2	0	0	0	2	0	0.00	28
2/22	UCF (L, 3-7)	-	-	1.1	1	0	0	0	2	0	0.00	20
2/25	ALABAMA A&M (W, 10-0)	-	-	1.0	0	0	0	0	2	0	0.00	11
2/28	WRIGHT STATE (W, 7-2)	-	-	1.0	0	0	0	0	1	0	0.00	14
3/8	CHICAGO STATE (W, 9-0)	-	-	1.0	0	0	0	1	2	0	0.00	16
3/10	GEORGIA TECH (L, 2-6)	-	-	1.2	2	1	1	1	1	0	1.00	37

**2021 - JUNIOR YEAR**

Date	Opp (Res.)	DEC	QS	IP	H	R	ER	BB	SO	HR	ERA	NP
2/20	PRESBYTERIAN (W, 6-1)	-	-	1.0	1	0	0	0	1	0	0.00	9
2/24	ALABAMA A&M (W, 33-0)	-	-	1.0	1	0	0	0	0	0	0.00	8
2/26	vs. #25 Oklahoma (L, 3-4 [10])	-	-	2.0	1	0	0	1	3	0	0.00	39
2/28	vs. Texas A&M (W, 6-1)	-	-	1.0	0	0	0	0	1	0	0.00	15
3/7	#18 BOSTON COLLEGE (L, 9-11 [10])	-	-	0.2	0	0	0	0	1	0	0.00	13
4/1	at #1 Arkansas (W, 2-1)	-	-	1.0	1	0	0	0	0	0	0.00	15
4/3	at #1 Arkansas (L, 5-6 [10])	-	-	2.0	2	2	2	1	2	0	2.08	43
4/9	#4 MISSISSIPPI STATE (L, 5-6)	L	-	2.0	1	1	1	1	2	0	2.53	38
4/15	at Alabama (L, 7-8 [10])	L	-	1.0	3	1	1	0	2	0	3.09	26
4/17	at Alabama (L, 9-10)	-	-	0.2	4	3	3	0	1	2	5.11	18
4/20	SAMFORD (W, 6-4)	-	-	1.0	1	0	0	0	2	0	4.72	18
4/25	#10 FLORIDA (W, 10-8 [7])	-	-	1.2	2	2	0	0	2	0	4.20	41
4/30	at #20 Georgia (W, 10-6 [14])	-	-	3.0	4	1	1	0	0	1	4.00	32

**SUPERLATIVES AND MISCELLANEOUS NOTES**

**STARTS BY POSITION**

<b>STARTING PITCHER</b>		
Cody Greenhill	8	3-5
Trace Bright	8	5-3
Mason Barnett	6	4-2
Jospeh Gonzalez	5	1-4
Richard Fitts	5	3-2
Jack Owen	5	1-4
Peyton Glavine	2	1-1
Jack Sokol	1	1-0

<b>CATCHER</b>		
Steven Williams	20	9-11
Ryan Dyal	13	7-6
Nate LaRue	7	3-4

<b>FIRST BASE</b>		
Tyler Miller	36	15-21
J.S. Shenker	2	2-0
Bryson Ware	2	2-0

<b>SECOND BASE</b>		
Brody Moore	38	17-21
Garrett Farquhar	2	2-0

<b>THIRD BASE</b>		
Rankin Woley	38	17-21
Tyler Miller	2	2-0

<b>SHORTSTOP</b>		
Ryan Bliss	38	17-21
Cole Foster	1	1-0
Brody Moore	1	1-0

<b>LEFT FIELD</b>		
Judd Ward	32	15-17
Steven Williams	3	2-1
Josh Hall	3	2-1
Brayton Brown	2	1-1

<b>CENTER FIELD</b>		
Kason Howell	39	18-21
Josh Hall	1	1-0

<b>RIGHT FIELD</b>		
Bryson Ware	21	9-12
Steven Williams	12	6-6
Josh Hall	6	4-2
Bobby Peirce	1	0-1

<b>DESIGNATED HITTER</b>		
Cam Hill	21	8-13
Bryson Ware	8	5-3
Cole Foster	3	1-2
Brayton Brown	2	1-1
Steven Williams	2	2-0
Tyler Miller	1	1-0
Bobby Peirce	1	0-1
J.S. Shenker	1	0-1
Judd Ward	1	1-0

**2021 AUBURN & OPPONENT HIGHS**

<b>TEAM BATTING</b>	<b>AUBURN</b>	<b>OPPONENT</b>
Runs in a game	33, vs. AAMU (2/24)	19, two times
Runs in an inning	14, vs. AAMU [4th] (2/24)	10, MSU [1st] (4/11)
Most Hits in a game	27, vs. AAMU (2/24)	17, MSU (4/11)
Fewest Hits in a game	2, at Georgia (4/29)	3, four times
Hits in an inning	8, two times	7, MSU [1st] (4/11)
2B in a game	11, vs. AAMU (2/24)	4, two times
3B in a game	2, vs. AAMU (2/24)	1, five times
HR in a game	4, two times	4, BC (3/5)
SB in a game	4, vs. Texas A&M (2/28)	5, Kentucky (3/26)
LOB in a game	12, vs. Baylor (2/27)	15, Oklahoma (2/26)
K in a game	16, at Arkansas (4/1)	15, UAB (3/9)
BB in a game	12, vs. AAMU (2/23)	12, Arkansas (4/3)

<b>TEAM PITCHING</b>	<b>AUBURN</b>	<b>OPPONENT</b>
K in a game	15, at UAB (3/9)	16, Arkansas (4/1)
BB in a game	12, at Arkansas (4/3)	12, AAMU (2/23)
Pitchers used	8, vs. MSU (4/11)	7, three times
Total Quality Starts	6	8

<b>TEAM FIELDING</b>	<b>AUBURN</b>	<b>OPPONENT</b>
Errors in a game	2, five times	3, five times
DP turned in a game	4, at Arkansas (4/3)	3, two times

<b>IND. BATTING</b>	<b>AUBURN</b>	<b>OPPONENT</b>
Hits in a game	4, five times	4, two times
Runs in a game	6, Ware vs. AAMU (2/24)	4, James [MSU] (4/11)
2B in a game	2, three times	2, five times
3B in a game	1, seven times	1, five times
HR in a game	2, three times	2, three times
RBI in a game	7, Moore vs. AAMU (2/24)	5, two times
XBH in a game	3, Howell at UA (4/15)	2, 16 times
SB in a game	2, Hall vs. AAMU (2/23)	2, three times
BB in a game	3, five times	3, five times
HBP in a game	2, Woley vs. BC (3/6)	4, Jordan [MSU] (4/11)
K in a game	4, two times	4, three times
Hitting Streak	12, Woley (2/28-3/21)	3, 20 times
Consec. G w/HR	3, Williams (4/13-16)	Allen, James [MSU] (4/9-10)

<b>IND. PITCHING</b>	<b>AUBURN</b>	<b>OPPONENT</b>
K by a starter	9, Barnett vs. LR (3/13)	13, Hoglund [OM] (3/19)
K by a reliever	8, Mullins at UAB (3/9)	8, Kopps [AR] (4/1)
BB by a starter	5, Gonzalez at AR (4/3)	5, Bohannon [UAB] (3/9)
BB by a reliever	5, Barnett at AR (4/3)	5, Stewart [AAMU] (2/23)
IP by a starter	7.0, five times	8.0, Hoglund [OM] (3/19)
IP by a reliever	4.0 Mullins at UAB (3/9)	6.0, Godman [OU] (2/26)

<b>MISCELLANEOUS</b>	<b>AUBURN</b>
Biggest comeback win	4, vs. Florida (4/25)
Biggest blown lead loss	8, vs. BC (3/7)
Largest margin of victory	33, vs. AAMU (2/24)
Largest margin of defeat	9, vs. Mississippi State (4/11)
Longest game, Time	4:35, vs. Kentucky (3/26)
Longest game, Time (9 inn)	3:50, at Ole Miss (3/21)
Shortest game, Time (9 inn)	2:12, at Ole Miss (3/19)
Longest game, Innings	14, at Georgia (4/30)
Largest crowd, Home	1,551, vs. Florida (4/23)
Largest crowd, Road	10,304, at Ole Miss (3/20)
Largest crowd, Neutral	--

**STARTS BY ORDER**

<b>LEADOFF</b>		
Ryan Bliss	24	8-16
Judd Ward	10	7-3
Josh Hall	2	2-0
Kason Howell	2	1-1
Steven Williams	2	1-1

<b>2ND SPOT</b>		
Ryan Bliss	14	9-5
Judd Ward	12	2-10
Tyler Miller	7	4-3
Brody Moore	5	2-3
Josh Hall	2	2-0

<b>3RD SPOT</b>		
Rankin Woley	20	6-14
Steven Williams	8	5-3
Bryson Ware	7	5-2
Tyler Miller	4	2-2
Brody Moore	1	1-0

<b>CLEANUP</b>		
Rankin Woley	17	11-6
Steven Williams	13	8-5
Tyler Miller	10	0-10

<b>5TH SPOT</b>		
Brody Moore	20	8-12
Tyler Miller	11	7-4
Judd Ward	3	2-1
Bryson Ware	2	1-1
Steven Williams	2	1-1
Kason Howell	1	0-1
Rankin Woley	1	0-1

<b>6TH SPOT</b>		
Bryson Ware	14	7-7
Cam Hill	8	4-4
Kason Howell	5	2-3
Steven Williams	4	2-2
Tyler Miller	3	2-1
Judd Ward	3	2-1
Brayton Brown	1	0-1
Josh Hall	1	0-1
Brody Moore	1	0-1

<b>7TH SPOT</b>		
Kason Howell	13	9-4
Cam Hill	11	3-8
Steven Williams	5	2-3
Bryson Ware	3	1-2
Bobby Peirce	2	0-2
Brayton Brown	1	0-1
Ryan Dyal	1	0-1
Tyler Miller	1	1-0
Brody Moore	1	1-0
J.S. Shenker	1	1-0
Judd Ward	1	1-0

<b>8TH SPOT</b>		
Kason Howell	10	2-8
Brody Moore	6	4-2
Ryan Dyal	6	4-2
Judd Ward	4	3-1
Nate LaRue	3	2-1
Bryson Ware	3	1-2
Steven Williams	3	0-3
Josh Hall	2	2-0
Cam Hill	2	1-1
J.S. Shenker	1	0-1

<b>9TH SPOT</b>		
Kason Howell	8	4-4
Ryan Dyal	6	3-3
Brody Moore	5	2-3
Cole Foster	4	2-2
Nate LaRue	4	1-3
Josh Hall	3	1-2
Judd Ward	3	1-2
Brayton Brown	2	1-1
Garrett Farquhar	2	2-0
Bryson Ware	2	1-1
J.S. Shenker	1	1-0

# PITCHING NOTES

### 2021 BULLPEN BY NUMBERS

Total App.....	134
Saves/Opp.....	6/12
IR/IRS.....	75/31
BA Against.....	.270
ERA.....	5.25

### SAVES/OPP

Mason Barnett.....	1/4
Blake Burkhalter.....	0/1
Richard Fitts.....	1/3
Cody Greenhill.....	1/1
Will Morrison.....	1/1
Carson Swilling.....	2/2

### INHERITED RUNNERS/SCORED

Mason Barnett.....	6/4
Trace Bright.....	2/0
Blake Burkhalter.....	8/3
Richard Fitts.....	2/1
Brooks Fuller.....	6/5
Peyton Glavine.....	1/1
Joseph Gonzalez.....	6/1
Cam Hill.....	1/1
Will Morrison.....	12/1
Hayden Mullins.....	4/3
Carson Skipper.....	5/3
Jack Sokol.....	2/0
Carson Swilling.....	13/5
Seb Thomas.....	7/3

### 1ST BATTER FACED/RETIRED

Mason Barnett.....	7/4
Trace Bright.....	7/5
Blake Burkhalter.....	12/8
Richard Fitts.....	5/2
Brooks Fuller.....	11/5
Peyton Glavine.....	11/7
Joseph Gonzalez.....	10/7
Cody Greenhill.....	3/1
Cam Hill.....	8/5
Nate LaRue.....	1/1
Will Morrison.....	10/8
Hayden Mullins.....	7/4
Jack Owen.....	2/1
Carson Skipper.....	13/9
Jack Sokol.....	1/0
Carson Swilling.....	16/9
Seb Thomas.....	10/7

### RELIEF ERA

Jack Sokol.....	0.00
Will Morrison.....	0.75
Blake Burkhalter.....	1.84
Peyton Glavine.....	2.31
Hayden Mullins.....	2.38
Carson Swilling.....	3.33
Joseph Gonzalez.....	3.94
Carson Skipper.....	4.00
Seb Thomas.....	6.08
Richard Fitts.....	6.23
Mason Barnett.....	6.35
Nate LaRue.....	9.00
Brooks Fuller.....	9.64
Trace Bright.....	9.75
Cody Greenhill.....	9.82
Cam Hill.....	21.94
Jack Owen.....	23.14

## 2021 Auburn Baseball Team Game-by-Game for Auburn (as of May 02, 2021) Batting (All games)

Date	Opponent	ab	r	h	rbi	2b	3b	hr	tb	bb	ibb	sb	cs	hbp	sac	sf	gdp	k	po	a	e	lob	avg
Feb 19	PRESBYTERIAN	39	14	14	14	1	1	2	23	6	0	1	1	1	0	0	0	6	27	4	1	8	.359
Feb 20	PRESBYTERIAN	35	6	11	5	2	0	3	22	0	0	1	0	1	0	0	0	7	27	7	0	6	.338
Feb 21	PRESBYTERIAN	32	2	8	2	2	0	0	10	6	0	1	1	1	1	0	0	6	30	14	2	11	.311
Feb 23	ALABAMA A&M	32	18	14	16	2	1	3	27	12	0	2	0	1	0	2	0	7	21	8	2	11	.341
Feb 24	ALABAMA A&M	48	33	27	33	11	2	1	45	11	1	3	0	4	0	4	0	5	27	10	0	10	.398
Feb 26	vs OU	38	3	11	2	1	0	2	18	3	0	0	0	0	0	0	3	7	29	10	1	8	.379
Feb 27	vs Baylor	35	6	9	6	1	1	1	15	9	0	2	0	0	0	0	1	7	27	13	1	12	.363
Feb 28	vs Texas A&M	35	6	12	5	2	0	0	14	5	0	4	2	0	1	0	1	6	27	12	0	8	.361
Mar 05	BOSTON COLLEG	35	2	7	2	1	0	0	8	4	0	0	0	0	0	1	0	6	27	6	1	11	.343
Mar 06	BOSTON COLLEG	36	16	11	16	1	0	4	24	7	0	0	0	2	0	0	0	8	27	11	1	5	.340
Mar 07	BOSTON COLLEG	40	9	13	9	2	0	1	18	5	1	2	1	0	1	0	1	8	30	12	1	7	.338
Mar 09	at UAB	31	6	6	4	2	0	0	8	8	0	0	0	1	0	1	2	5	27	7	1	8	.328
Mar 12	LITTLE ROCK	30	7	8	6	1	0	2	15	4	0	1	0	0	1	0	2	7	27	8	0	4	.324
Mar 13	LITTLE ROCK	33	6	9	6	3	0	0	12	3	0	3	1	1	0	0	0	5	27	5	0	7	.321
Mar 14	LITTLE ROCK	38	6	13	6	1	0	2	20	1	0	0	0	0	1	1	6	27	6	1	7	.322	
Mar 16	at Lipscomb	37	9	12	9	0	0	4	24	4	0	0	1	0	0	0	1	9	27	7	1	5	.322
*Mar 19	at Ole Miss	32	0	5	0	1	0	0	6	1	0	0	0	0	0	0	0	14	24	11	0	6	.314
*Mar 20	at Ole Miss	38	5	11	5	1	0	3	21	1	0	0	0	1	0	0	0	12	24	6	1	8	.312
*Mar 21	at Ole Miss	41	11	15	11	2	0	1	20	3	0	0	0	1	0	1	1	10	24	10	1	8	.315
*Mar 26	KENTUCKY	39	6	11	6	3	0	2	20	4	1	0	1	2	0	1	0	7	30	7	2	10	.314
*Mar 27	KENTUCKY	33	6	7	5	2	0	1	12	9	0	0	1	1	1	0	0	9	27	5	1	11	.309
*Mar 27	KENTUCKY	33	4	10	4	2	0	0	12	5	2	0	1	0	0	0	3	8	27	16	0	7	.309
*Apr 01	at Arkansas	34	2	8	2	0	0	1	11	2	0	1	0	0	1	1	0	16	27	11	0	9	.306
*Apr 02	at Arkansas	37	5	10	5	1	0	2	17	2	0	0	0	1	0	0	0	8	24	7	1	8	.304
*Apr 03	at Arkansas	32	5	4	5	0	0	2	10	4	0	1	0	0	1	0	1	3	28	14	1	2	.298
*Apr 09	MISSISSIPPI STAT	35	5	7	4	0	0	2	13	4	0	0	1	1	0	0	0	12	27	10	2	8	.294
*Apr 10	MISSISSIPPI STAT	33	2	7	2	1	0	1	11	0	0	0	0	0	0	0	0	10	27	10	1	4	.291
*Apr 11	MISSISSIPPI STAT	36	10	11	10	2	0	3	22	8	0	0	0	0	0	1	1	12	27	13	1	8	.292
Apr 13	at Georgia Tech	32	7	6	7	1	0	2	13	8	0	0	0	0	0	0	0	7	27	12	1	6	.289
*Apr 15	at Alabama	42	7	11	7	3	1	3	25	1	0	0	0	1	0	0	0	8	27	7	1	7	.288
*Apr 16	at Alabama	34	5	9	4	1	0	3	19	4	0	1	2	0	1	0	1	10	27	9	1	7	.287
*Apr 17	at Alabama	36	9	14	9	3	0	0	17	7	1	1	0	0	1	2	2	9	25	8	0	10	.290
Apr 20	SAMFORD	30	6	6	6	2	0	3	17	6	1	0	0	0	0	0	0	11	27	8	1	6	.288
Apr 21	JSU	38	8	12	7	6	1	1	23	8	0	1	0	0	1	0	0	9	30	11	2	11	.289
*Apr 23	FLORIDA	37	2	11	2	1	0	1	15	2	1	1	0	0	0	0	0	10	27	10	0	10	.289
*Apr 25	FLORIDA	33	10	13	9	2	0	3	24	2	0	0	0	1	0	0	0	4	21	9	1	8	.292
*Apr 25	FLORIDA	25	4	5	4	0	0	0	5	4	0	0	0	1	0	0	1	3	21	12	1	5	.290
*Apr 29	at Georgia	27	0	2	0	0	0	0	2	2	0	0	0	0	0	0	0	1	10	24	6	1	.285
*Apr 30	at Georgia	53	10	13	10	4	0	3	26	3	0	0	0	1	1	0	1	7	42	14	1	6	.284
*May 01	at Georgia	37	9	13	9	2	1	0	17	4	0	0	2	1	0	1	0	9	27	9	0	7	.286
Totals		1421	287	406	274	73	8	62	681	182	8	26	15	24	11	17	24	323	1075	375	34	302	.286

## AUBURN STARTING PITCHER BREAKDOWN

Starter	GS	Quality Starts	Run Support	RS/Start	Auburn Record
T. Bright	8	1	42	5.3	5-3
C. Greenhill	8	2	24	3.0	3-5
M. Barnett	6	1	25	4.2	4-2
R. Fitts	5	0	6	1.2	3-2
J. Gonzalez	5	0	14	2.8	1-4
J. Owen	5	2	12	2.4	1-4
P. Glavine	2	0	2	1.0	1-1
J. Sokol	1	0	19	19.0	1-0

Auburn Overall Rankings			Auburn SEC-Only Rankings		
Category	Rank	No.	Category	Rank	No.
ERA	13th	5.32	ERA	13th	6.64
Opp BA	13th	.259	Opp BA	13th	.291
Hits Allowed	9th	356	Hits Allowed	13th	216
Walks	6th	145	Walks	10th	86
Strikeouts	13th	346	Strikeouts	11th	167

## AUBURN PITCHING BREAKDOWN

STARTERS	W-L	ERA	IP	H	R	ER	BB	K	HR	AVG	HOME	W-L	ERA	IP	H	R	ER	BB	K	HR	AVG
STARTERS	11-9	5.41	166.1	154	109	100	53	146	23	.247	HOME	11-11	5.10	196.0	189	121	111	63	202	29	.253
RELIEVERS	8-12	5.25	192.0	202	122	112	92	200	24	.270	ROAD	7-8	5.68	134.2	136	93	85	66	127	16	.262
TOTALS	19-21	5.32	358.1	356	231	212	145	346	47	.259	NEUT.	1-2	5.20	27.2	31	17	16	16	17	2	.295

# HITTING NOTES

### 2021 MULTI-HIT GAMES

	2	3	4	5+	Total
Ryan Bliss	18	2	1	-	21
Tyler Miller	9	7	1	-	17
Rankin Woley	11	2	-	-	13
Brody Moore	6	3	2	-	11
Kason Howell	10	-	-	-	10
Bryson Ware	7	2	-	-	9
Steven Williams	9	-	-	-	9
Cam Hill	5	2	-	-	7
Judd Ward	3	2	1	-	6
Josh Hall	4	1	-	-	5
Garrett Farquhar	1	1	-	-	2
Brayton Brown	1	-	-	-	1
Ryan Dyal	1	-	-	-	1
Cole Foster	1	-	-	-	1
Nate LaRue	1	-	-	-	1

### CAREER MULTI-HIT GAMES

	2	3	4	5+	Total
Ryan Bliss	42	8	2	-	52
Steven Williams	32	8	4	-	44
Rankin Woley	32	8	1	-	41
Judd Ward	23	10	3	-	36
Kason Howell	26	3	-	-	29
Brody Moore	12	5	2	-	19
Tyler Miller	9	7	1	-	17
Bryson Ware	7	2	-	-	9
Cam Hill	5	2	-	-	7
Garrett Farquhar	4	1	-	-	5
Josh Hall	4	1	-	-	5
Brayton Brown	1	-	-	-	1
Johnny Ceccoli	1	-	-	-	1
Ryan Dyal	1	-	-	-	1
Cole Foster	1	-	-	-	1
Nate LaRue	1	-	-	-	1
J.S. Shenker	1	-	-	-	1

### 2021 MULTI-RBI GAMES

	2	3	4	5+	Total
Tyler Miller	8	4	2	1	15
Steven Williams	7	-	2	-	9
Ryan Bliss	7	-	1	-	8
Brody Moore	7	-	1	-	8
Cam Hill	2	3	1	-	6
Judd Ward	6	-	-	-	6
Bryson Ware	4	-	2	-	6
Kason Howell	1	3	-	-	4
Brayton Brown	2	1	-	-	3
Rankin Woley	2	-	1	-	3
Josh Hall	1	1	-	-	2
Ryan Dyal	1	-	-	-	1
Nate LaRue	1	-	-	-	1
Bobby Peirce	1	-	-	-	1

### CAREER MULTI-RBI GAMES

	2	3	4	5+	Total
Steven Williams	21	9	4	2	36
Ryan Bliss	16	2	5	-	23
Rankin Woley	15	5	3	-	23
Judd Ward	14	3	1	1	19
Tyler Miller	9	4	2	1	16
Brody Moore	10	-	1	-	11
Kason Howell	2	5	-	-	7
Cam Hill	2	3	1	-	6
Bryson Ware	4	-	2	-	6
Brayton Brown	2	1	-	-	3
Johnny Ceccoli	2	-	-	-	2
Garrett Farquhar	1	-	1	-	2
Josh Hall	1	1	-	-	2
J.S. Shenker	2	-	-	-	2
Ryan Dyal	1	-	-	-	1
Nate LaRue	1	-	-	-	1
Bobby Peirce	1	-	-	-	1

### CAREER STARTS

	Career	Consec.
Steven Williams	178	12
Judd Ward	137	3
Ryan Bliss	122	35
Rankin Woley	120	35
Kason Howell	112	36
Brody Moore	57	38
Tyler Miller	48	38
Bryson Ware	31	1
Cam Hill	21	-
Ryan Dyal	13	2
Garrett Farquhar	12	-
Brayton Brown	11	1
Josh Hall	10	-
Nate LaRue	10	-
J.S. Shenker	9	-
Cole Foster	4	-
Johnny Ceccoli	2	-

### TEAM NOTES

Auburn Overall SEC Rankings			Auburn SEC-Only Rankings		
Category	Rank	No.	Category	Rank	No.
Avg.	3rd	.286	Avg.	7th	.264
Hits	T-7th	406	Hits	4th	197
2B	8th	73	2B	T-8th	31
HR	3rd	62	HR	2nd	31
BB	8th	182	BB	9th	72

### 2021 AUBURN HOME RUNS

No.	Player (#)	Opponent (Date)	On	Outs	Inn.	Pitcher
1	Judd Ward (1)	Presbyterian (2/19)	1	2	2	Miles (R)
2	Rankin Woley (1)	Presbyterian (2/19)	2	2	7	Rorabeck (R)
3	Bryson Ware (1)	Presbyterian (2/20)	0	2	1	McDaniel (L)
4	Nate LaRue (1)	Presbyterian (2/20)	0	0	7	Flood (R)
5	Ryan Bliss (1)	Presbyterian (2/20)	0	2	7	Flood (R)
6	Judd Ward (2)	Alabama A&M (2/23)	0	0	1	Febus (R)
7	Bryson Ware (2)	Alabama A&M (2/23)	1	0	1	Febus (R)
8	Brayton Brown (1)	Alabama A&M (2/23)	0	0	5	Torres (R)
9	Tyler Miller (1)	Alabama A&M (2/24)	1	2	4	Baker (R)
10	Ryan Bliss (2)	Oklahoma (2/26)	0	1	3	Olds (R)
11	Steven Williams (1)	Oklahoma (2/26)	0	2	3	Olds (R)
12	Tyler Miller (2)	Baylor (2/27)	0	0	8	Miller (R)
13	Cam Hill (1)	Boston College (3/6)	3	2	1	Sheehan (R)
14	Steven Williams (2)	Boston College (3/6)	1	1	4	Mancini (R)
15	Tyler Miller (3)	Boston College (3/6)	2	2	5	West (R)
16	Rankin Woley (2)	Boston College (3/6)	0	2	7	Lombardi (R)
17	Cam Hill (2)	Boston College (3/7)	1	1	2	Vetrano (L)
18	Ryan Bliss (3)	Little Rock (3/12)	0	1	1	Funk (R)
19	Tyler Miller (4)	Little Rock (3/12)	2	2	5	Funk (R)
20	Steven Williams (3)	Little Rock (3/14)	0	1	3	DeCooman (L)
21	Brody Moore (1)	Little Rock (3/14)	1	1	9	Barkley (R)
22	Tyler Miller (5)	Lipscomb (3/16)	0	1	2	Bierman (R)
23	Kason Howell (1)	Lipscomb (3/16)	0	0	3	Bierman (R)
24	Tyler Miller (6)	Lipscomb (3/16)	2	2	3	Bierman (R)
25	Ryan Bliss (4)	Lipscomb (3/16)	0	0	5	Williams (R)
26	Ryan Bliss (5)	Ole Miss (3/20)	0	0	3	McDaniel (R)
27	Ryan Bliss (6)	Ole Miss (3/20)	0	0	7	Miller (R)
28	Tyler Miller (7)	Ole Miss (3/20)	0	2	7	Miller (R)
29	Brayton Brown (2)	Ole Miss (3/21)	2	2	8	Savell (R)
30	Tyler Miller (8)	Kentucky (3/26)	0	2	1	Miller (R)
31	Cam Hill (3)	Kentucky (3/26)	0	1	9	Jones (R)
32	Kason Howell (2)	Kentucky (3/27)	1	1	6	Kammin (R)
33	Brody Moore (2)	Arkansas (4/1)	0	1	3	Wicklender (L)
34	Ryan Bliss (7)	Arkansas (4/2)	0	0	1	Vermillion (R)
35	Steven Williams (4)	Arkansas (4/2)	0	1	4	Palette (R)
36	Judd Ward (3)	Arkansas (4/3)	1	0	1	Lockhart (R)
37	Tyler Miller (9)	Arkansas (4/3)	2	2	6	Monke (L)
38	Rankin Woley (3)	Miss State (4/9)	0	0	4	MacLeod (L)
39	Bryson Ware (3)	Miss State (4/9)	0	2	4	MacLeod (L)
40	Cam Hill (4)	Miss State (4/10)	0	2	2	Bednar (R)
41	Ryan Bliss (8)	Miss State (4/11)	1	2	2	Fristoe (R)
42	Kason Howell (3)	Miss State (4/11)	0	2	6	Harding (L)
43	Bryson Ware (4)	Miss State (4/11)	1	1	9	Hunt (R)
44	Bryson Ware (5)	Georgia Tech (4/13)	1	1	2	Grissom (R)
45	Steven Williams (5)	Georgia Tech (4/13)	1	2	6	Brown (R)
46	Steven Williams (6)	Alabama (4/15)	0	1	2	Ras (R)
47	Kason Howell (4)	Alabama (4/15)	1	2	4	Ras (R)
48	Kason Howell (5)	Alabama (4/15)	0	0	8	Freeman (R)
49	Tyler Miller (10)	Alabama (4/16)	0	1	1	Smith (R)
50	Bryson Ware (6)	Alabama (4/16)	1	2	2	Smith (R)
51	Steven Williams (7)	Alabama (4/16)	0	2	5	Smith (R)
52	Tyler Miller (11)	Samford (4/20)	1	0	1	Cravey (R)
53	Rankin Woley (4)	Samford (4/20)	1	1	3	Cravey (R)
54	Steven Williams (8)	Samford (4/20)	0	1	3	Cravey (R)
55	Rankin Woley (5)	Jax State (4/21)	0	1	3	Magwood (R)
56	Ryan Bliss (9)	Florida (4/23)	1	2	7	Scott (R)
57	Tyler Miller (12)	Florida (4/25)	1	0	1	Mace (R)
58	Steven Williams (9)	Florida (4/25)	0	0	5	Mace (R)
59	Cam Hill (5)	Florida (4/25)	1	0	5	Leftwich (R)
60	Ryan Dyal (1)	Georgia (4/30)	0	0	5	Cannon (R)
61	Ryan Bliss (10)	Georgia (4/30)	1	1	14	Pasqua (R)
62	Rankin Woley (6)	Georgia (4/30)	0	2	14	Pasqua (R)

### AUBURN CAREER HOME RUN BREAKDOWN

	1R	2R	3R	GS	Career	Home	Road	Last
Bliss	11	3	1	--	15	7	8	4/30/21
Brown	2	--	1	--	3	2	1	3/21/21
Ceccoli	1	--	--	--	1	1	--	2/19/20
Dyal	1	--	--	--	1	--	1	4/30/21
Hill	2	2	--	1	5	--	--	4/25/21
Howell	3	2	--	--	5	2	3	4/15/21
LaRue	1	--	--	--	1	1	--	2/20/21
Miller	5	3	4	--	12	6	6	4/25/21
Moore	1	1	--	--	2	1	1	4/1/21
Ward	4	3	3	0	10	6	4	4/3/21
Ware	2	4	--	--	6	4	2	4/16/21
Williams	14	9	8	1	32	16	16	4/25/21
Woley	7	2	2	--	11	7	4	4/30/21

### HITTING STREAKS

	Current	'21	Career
Ryan Bliss	2	8	10
Brayton Brown	-	2	3
Johnny Ceccoli	-	-	2
Ryan Dyal	-	4	4
Garrett Farquhar	-	1	3
Cole Foster	-	3	3
Josh Hall	1	4	4
Cam Hill	-	4	4
Kason Howell	3	5	6
Nate LaRue	-	2	2
Tyler Miller	2	7	7
Brody Moore	2	8	8
Bobby Peirce	-	1	1
J.S. Shenker	-	3	4
Judd Ward	2	5	7
Bryson Ware	2	6	6
Steven Williams	2	6	6
Rankin Woley	3	12	12

### REACHED BASE STREAKS

	Current	'21	Career
Ryan Bliss	2	18	28
Brayton Brown	-	4	4
Johnny Ceccoli	-	3	3
Ryan Dyal	10	10	10
Garrett Farquhar	-	2	4
Cole Foster	4	4	4
Josh Hall	-	5	5
Cam Hill	-	8	8
Kason Howell	15	15	17
Nate LaRue	1	3	3
Tyler Miller	13	13	13
Brody Moore	2	11	11
Bobby Peirce	-	1	1
J.S. Shenker	-	3	11
Judd Ward	2	7	18
Bryson Ware	2	6	6
Steven Williams	2	13	25
Rankin Woley	3	12	17

### BUNT HITS

Player	No.
Brody Moore	3
Judd Ward	3
Josh Hall	2
Ryan Bliss	1
Kason Howell	1
TOTAL	10

### SAC BUNTS

Player	No.
Kason Howell	3
Ryan Bliss	1
Brayton Brown	1
Ryan Dyal	1
Garrett Farquhar	1
Josh Hall	1
Tyler Miller	1
Steven Williams	1
Rankin Woley	1
TOTAL	11

### SAC FLIES

Player	No.
Josh Hall	3
Tyler Miller	3
Rankin Woley	3
Judd Ward	2
Bryson Ware	2
Cam Hill	1
Nate LaRue	1
Brody Moore	1
Steven Williams	1
TOTAL	17

### OUTFIELD ASSISTS

Player	No.
Kason Howell	4
Josh Hall	1
Judd Ward	1
TOTAL	6

### PINCH HITS

Player	No.
Cam Hill	2
Bobby Peirce	2
J.S. Shenker	2
Bryson Ware	2
Josh Hall	1
TOTAL	9



## AUBURN 2021 GAME-BY-GAME STARTING LINEUPS

DATE	OPP	1	2	3	4	5	6	7	8	9	SP
2/19	Presbyterian	Ward	Bliss	Ware	Woley	Miller	Williams	Howell	Hall	Moore	Greenhill
2/20	Presbyterian	Ward	Bliss	Ware	Woley	Williams	Howell	Shenker	LaRue	Farquhar	Fitts
2/21	Presbyterian	Ward	Bliss	Ware	Woley	Miller	Williams	Howell	Hall	Moore	Barnett
2/23	Alabama A&M	Ward	Hall	Ware	Williams	Moore	Hill	Miller	LaRue	Foster	Bright
2/24	Alabama A&M	Ward	Hall	Ware	Williams	Moore	Miller	Howell	Dyal	Farquhar	Sokol
2/26	vs. Oklahoma	Ward	Bliss	Ware	Williams	Woley	Miller	Howell	Hill	Moore	Greenhill
2/27	vs. Baylor	Ward	Bliss	Ware	Woley	Miller	Howell	Peirce	LaRue	Moore	Fitts
2/28	vs. Texas A&M	Williams	Bliss	Moore	Woley	Ware	Miller	Howell	Dyal	Brown	Bright
3/5	Boston College	Williams	Bliss	Miller	Woley	Ware	Hall	Howell	Dyal	Moore	Fitts
3/6	Boston College	Howell	Bliss	Williams	Woley	Miller	Ware	Hill	Moore	Hall	Barnett
3/7	Boston College	Howell	Bliss	Williams	Woley	Miller	Ware	Hill	Moore	Hall	Bright
3/9	at UAB	Ward	Bliss	Williams	Woley	Miller	Ware	Moore	Dyal	Howell	Gonzalez
3/12	Little Rock	Ward	Bliss	Williams	Woley	Miller	Ware	Hill	Moore	Howell	Greenhill
3/13	Little Rock	Hall	Bliss	Williams	Woley	Miller	Ware	Hill	Moore	Howell	Barnett
3/14	Little Rock	Bliss	Moore	Williams	Woley	Miller	Brown	Hill	Howell	LaRue	Bright
3/16	Lipscomb	Hall	Bliss	Williams	Woley	Miller	Ware	Ward	Moore	Howell	Glavine
3/19	at Ole Miss*	Ward	Bliss	Williams	Woley	Miller	Ware	Hill	Moore	Howell	Greenhill
3/20	at Ole Miss*	Bliss	Ward	Woley	Miller	Moore	Williams	Hill	Howell	Hall	Barnett
3/21	at Ole Miss*	Bliss	Ward	Woley	Miller	Moore	Williams	Dyal	Howell	Foster	Bright
3/26	Kentucky*	Bliss	Ward	Woley	Miller	Moore	Ware	Brown	Williams	Howell	Greenhill
3/27	Kentucky*	Bliss	Moore	Woley	Miller	Howell	Ward	Peirce	Shenker	LaRue	Barnett
3/27	Kentucky*	Bliss	Ward	Woley	Miller	Williams	Moore	Hill	Howell	Dyal	Gonzalez
4/1	at Arkansas*	Bliss	Moore	Miller	Woley	Ward	Howell	Williams	Ware	LaRue	Greenhill
4/2	at Arkansas*	Bliss	Ward	Woley	Miller	Moore	Hill	Howell	Williams	Dyal	Owen
4/3	at Arkansas*	Bliss	Ward	Woley	Miller	Moore	Howell	Williams	Ware	LaRue	Gonzalez
4/9	Mississippi State*	Bliss	Ward	Woley	Miller	Moore	Ware	Williams	Howell	Dyal	Greenhill
4/10	Mississippi State*	Bliss	Ward	Woley	Miller	Moore	Hill	Ware	Williams	Howell	Owen
4/11	Mississippi State*	Bliss	Ward	Woley	Miller	Moore	Hill	Ware	Dyal	Howell	Gonzalez
4/13	at Georgia Tech	Bliss	Moore	Miller	Woley	Ward	Ware	Williams	Howell	Foster	Bright
4/16	at Alabama*	Bliss	Moore	Miller	Woley	Ward	Ware	Williams	Howell	Foster	Greenhill
4/17	at Alabama*	Bliss	Miller	Woley	Williams	Moore	Ward	Howell	Hill	Ware	Owen
4/18	at Alabama*	Bliss	Miller	Woley	Williams	Moore	Howell	Hill	Ware	Ward	Gonzalez
4/20	Samford	Bliss	Miller	Woley	Williams	Moore	Ward	Ware	Howell	Shenker	Bright
4/21	Jacksonville State	Bliss	Miller	Woley	Williams	Moore	Hill	Howell	Ward	Dyal	Barnett
4/23	Florida*	Bliss	Miller	Woley	Williams	Moore	Hill	Howell	Ward	Ware	Owen
4/24	Florida*	Bliss	Miller	Woley	Williams	Moore	Hill	Howell	Ward	Dyal	Fitts
4/25	Florida*	Bliss	Miller	Woley	Williams	Moore	Ware	Hill	Howell	Brown	Glavine
4/30	at Georgia*	Bliss	Miller	Woley	Williams	Moore	Ware	Hill	Howell	Ward	Owen
5/1	at Georgia*	Bliss	Miller	Woley	Williams	Moore	Hill	Howell	Ward	Dyal	Fitts
5/2	at Georgia*	Bliss	Miller	Woley	Williams	Moore	Ware	Howell	Dyal	Ward	Bright
5/4	UAB										
5/7	LSU*										
5/8	LSU*										
5/9	LSU*										
5/11	at Samford										
5/14	Texas A&M*										
5/15	Texas A&M*										
5/16	Texas A&M*										
5/18	North Alabama										
5/20	at Missouri*										
5/21	at Missouri*										
5/22	at Missouri*										

\* - SEC Game

**AUBURN 2021 GAME-BY-GAME STARTERS**

DATE	OPP	SP	C	1B	2B	3B	SS	LF	CF	RF	DH
2/19	Presbyterian	Greenhill	Williams	Miller	Moore	Woley	Bliss	Ward	Howell	Hall	Ware
2/20	Presbyterian	Fitts	LaRue	Shenker	Farquhar	Woley	Bliss	Ward	Howell	Ware	Williams
2/21	Presbyterian	Barnett	Williams	Miller	Moore	Woley	Bliss	Ward	Howell	Hall	Ware
2/23	Alabama A&M	Bright	LaRue	Ware	Moore	Miller	Foster	Ward	Hall	Williams	Hill
2/24	Alabama A&M	Sokol	Dyal	Ware	Farquhar	Miller	Moore	Ward	Howell	Hall	Williams
2/26	vs. Oklahoma	Greenhill	Williams	Miller	Moore	Woley	Bliss	Ward	Howell	Ware	Hill
2/27	vs. Baylor	Fitts	LaRue	Miller	Moore	Woley	Bliss	Ward	Howell	Ware	Peirce
2/28	vs. Texas A&M	Bright	Dyal	Miller	Moore	Woley	Bliss	Williams	Howell	Ware	Brown
3/5	Boston College	Fitts	Dyal	Miller	Moore	Woley	Bliss	Williams	Howell	Hall	Ware
3/6	Boston College	Barnett	Williams	Miller	Moore	Woley	Bliss	Hall	Howell	Ware	Hill
3/7	Boston College	Bright	Williams	Miller	Moore	Woley	Bliss	Hall	Howell	Ware	Hill
3/9	at UAB	Gonzalez	Dyal	Miller	Moore	Woley	Bliss	Williams	Howell	Ware	Ward
3/12	Little Rock	Greenhill	Williams	Miller	Moore	Woley	Bliss	Ward	Howell	Ware	Hill
3/13	Little Rock	Barnett	Williams	Miller	Moore	Woley	Bliss	Hall	Howell	Ware	Hill
3/14	Little Rock	Bright	LaRue	Miller	Moore	Woley	Bliss	Brown	Howell	Williams	Hill
3/16	Lipscomb	Glavine	Williams	Miller	Moore	Woley	Bliss	Ward	Howell	Hall	Ware
3/19	at Ole Miss*	Greenhill	Williams	Miller	Moore	Woley	Bliss	Ward	Howell	Ware	Hill
3/20	at Ole Miss*	Barnett	Williams	Miller	Moore	Woley	Bliss	Ward	Howell	Hall	Hill
3/21	at Ole Miss*	Bright	Dyal	Miller	Moore	Woley	Bliss	Ward	Howell	Williams	Foster
3/26	Kentucky*	Greenhill	Williams	Miller	Moore	Woley	Bliss	Ward	Howell	Ware	Brown
3/27	Kentucky*	Barnett	LaRue	Miller	Moore	Woley	Bliss	Ward	Howell	Peirce	Shenker
3/28	Kentucky*	Gonzalez	Dyal	Miller	Moore	Woley	Bliss	Ward	Howell	Williams	Hill
4/1	at Arkansas*	Greenhill	LaRue	Miller	Moore	Woley	Bliss	Ward	Howell	Williams	Ware
4/2	at Arkansas*	Owen	Dyal	Miller	Moore	Woley	Bliss	Ward	Howell	Williams	Hill
4/3	at Arkansas*	Gonzalez	LaRue	Miller	Moore	Woley	Bliss	Ward	Howell	Williams	Ware
4/9	Mississippi State*	Greenhill	Dyal	Miller	Moore	Woley	Bliss	Ward	Howell	Williams	Ware
4/10	Mississippi State*	Owen	Williams	Miller	Moore	Woley	Bliss	Ward	Howell	Ware	Hill
4/11	Mississippi State*	Gonzalez	Dyal	Miller	Moore	Woley	Bliss	Ward	Howell	Ware	Hill
4/13	at Georgia Tech	Bright	Williams	Miller	Moore	Woley	Bliss	Ward	Howell	Ware	Foster
4/16	at Alabama*	Greenhill	Williams	Miller	Moore	Woley	Bliss	Ward	Howell	Ware	Foster
4/17	at Alabama*	Owen	Williams	Miller	Moore	Woley	Bliss	Ward	Howell	Ware	Hill
4/18	at Alabama*	Gonzalez	Williams	Miller	Moore	Woley	Bliss	Ward	Howell	Ware	Hill
4/20	Samford	Bright	Williams	Shenker	Moore	Woley	Bliss	Ward	Howell	Ware	Miller
4/21	Jacksonville State	Barnett	Dyal	Miller	Moore	Woley	Bliss	Ward	Howell	Williams	Hill
4/23	Florida*	Owen	Williams	Miller	Moore	Woley	Bliss	Ward	Howell	Ware	Hill
4/24	Florida*	Fitts	Dyal	Miller	Moore	Woley	Bliss	Ward	Howell	Williams	Hill
4/25	Florida*	Glavine	Williams	Miller	Moore	Woley	Bliss	Brown	Howell	Ware	Hill
4/30	at Georgia*	Owen	Williams	Miller	Moore	Woley	Bliss	Ward	Howell	Ware	Hill
5/1	at Georgia*	Fitts	Dyal	Miller	Moore	Woley	Bliss	Ward	Howell	Williams	Hill
5/2	at Georgia*	Bright	Dyal	Miller	Moore	Woley	Bliss	Ward	Howell	Williams	Ware
5/4	UAB										
5/7	LSU*										
5/8	LSU*										
5/9	LSU*										
5/11	at Samford										
5/14	Texas A&M*										
5/15	Texas A&M*										
5/16	Texas A&M*										
5/18	North Alabama										
5/20	at Missouri*										
5/21	at Missouri*										
5/22	at Missouri*										

\* - SEC Game

**OVERALL STATS**



**2021 Auburn Baseball  
Overall Statistics for Auburn (as of May 01, 2021)  
(All games Sorted by Batting avg)**



Record: 19-21 Home: 11-11 Away: 7-8 Neutral: 1-2 SEC: 5-16

Player	avg	gp-gs	ab	r	h	2b	3b	hr	rbi	tb	slg%	bb	hp	so	gdp	ob%	sf	sh	sb-att	po	a	e	fld%	
Bliss, Ryan	.352	38-38	162	36	57	8	0	10	32	95	.586	19	0	23	5	.420	0	1	4-8	39	100	5	.965	
Miller, Tyler	.340	39-39	159	30	54	5	1	12	51	97	.610	14	0	30	4	.386	3	1	3-4	300	11	1	.997	
Woley, Rankin	.313	38-38	150	27	47	10	0	6	19	75	.500	16	6	34	0	.394	3	1	1-1	27	72	6	.943	
Moore, Brody	.306	39-39	157	23	48	10	0	2	30	64	.408	11	0	18	3	.349	1	0	0-3	61	110	4	.977	
Hill, Cam	.269	25-21	78	12	21	2	1	5	21	40	.513	12	0	15	2	.363	1	0	0-0	0	2	0	1.000	
Ware, Bryson	.267	35-31	120	31	32	5	1	6	25	57	.475	13	3	45	2	.348	2	0	3-4	54	1	0	1.000	
Howell, Kason	.256	40-39	133	23	34	9	0	5	19	58	.436	24	5	29	0	.389	0	3	7-10	110	4	1	.991	
Williams, Steven	.254	39-37	142	30	36	8	1	9	31	73	.514	22	1	36	3	.355	1	1	1-2	197	20	1	.995	
Ward, Judd	.231	34-33	121	26	28	4	2	3	15	45	.372	15	3	28	1	.326	2	0	0-1	49	1	1	.980	
-----																								
Foster, Cole	.333	9-4	18	5	6	2	0	0	1	8	.444	2	2	5	0	.455	0	0	0-0	3	8	1	.917	
Farquhar, Garrett	.333	12-2	15	5	5	2	0	0	1	7	.467	2	1	3	0	.444	0	1	1-1	6	6	1	.923	
Hall, Josh	.326	20-10	43	10	14	2	2	0	9	20	.465	3	0	11	0	.347	3	1	5-6	25	1	1	.963	
Brown, Brayton	.208	15-4	24	7	5	1	0	2	8	12	.500	4	1	11	1	.345	0	1	0-0	7	0	1	.875	
Shenker, John Samuel	.200	11-3	20	3	4	1	0	0	2	5	.250	2	1	10	0	.304	0	0	0-0	21	0	0	1.000	
Peirce, Bobby	.200	8-2	15	3	3	1	0	0	4	4	.267	1	1	5	1	.294	0	0	0-0	1	0	0	1.000	
Dyal, Ryan	.190	21-13	42	12	8	2	0	1	3	13	.310	17	0	15	1	.424	0	1	1-1	104	8	1	.991	
LaRue, Nate	.182	12-7	22	4	4	1	0	1	3	8	.364	5	0	5	1	.321	1	0	0-0	63	3	0	1.000	
Totals	.286	40	1421	287	406	73	8	62	274	681	.479	182	24	323	24	.372	17	11	26-41	1075	375	34	.977	
Opponents	.259	40	1372	231	356	56	5	47	210	563	.410	145	32	346	38	.341	14	7	25-32	1067	323	39	.973	

LOB - Team (302), Opp (264). DPs turned - Team (47), Opp (29). CI - Team (0), Opp (1). IBB - Team (8), Williams, S. 3, Miller, T. 3, Hill, C. 1, Ward, J. 1, Opp (4). Picked off - Hall, J. 1, Moore, B. 1.

**(All games Sorted by Earned run avg)**

Player	era	w-l	app	gs	cg	sho	sv	ip	h	r	er	bb	so	2b	3b	hr	b/avg	wp	hp	bk	sfa	sha		
Greenhill, Cody	3.09	3-0	11	8	0	0/1	1	46.2	37	20	16	13	39	6	0	6	.218	5	2	1	1	2		
Barnett, Mason	4.14	2-3	13	6	0	0/1	1	37.0	34	21	17	19	38	9	0	3	.252	3	5	1	3	2		
Glavine, Peyton	4.23	1-1	13	2	0	0/1	0	27.2	19	13	13	6	27	4	0	4	.194	0	2	0	0	1		
Owen, Jack	5.64	1-3	7	5	0	0/0	0	30.1	37	19	19	7	28	6	0	3	.298	3	3	1	0	0		
Gonzalez, Joseph	7.59	1-3	15	5	0	0/1	0	32.0	43	27	27	9	22	7	1	2	.319	5	3	1	0	0		
Bright, Trace	7.71	4-4	15	8	0	0/0	0	39.2	39	35	34	17	37	7	1	8	.257	0	2	0	0	0		
-----																								
Sokol, Jack	0.00	1-0	2	1	0	0/1	0	4.2	1	0	0	4	6	1	0	0	.083	0	0	0	0	0		
Morrison, Will	0.75	1-0	10	0	0	0/0	1	12.0	9	2	1	4	9	1	0	1	.220	1	1	0	2	0		
Burkhalter, Blake	1.84	0-0	12	0	0	0/2	0	14.2	9	4	3	13	19	1	0	3	.170	3	3	0	0	0		
Mullins, Hayden	2.38	2-0	7	0	0	0/1	0	11.1	10	4	3	4	19	0	0	0	.222	3	1	0	0	0		
Swilling, Carson	3.33	1-1	16	0	0	0/1	2	24.1	19	10	9	9	25	2	0	1	.211	4	2	0	0	1		
Skipper, Carson	4.00	0-2	13	0	0	0/1	0	18.0	21	10	8	3	18	3	0	3	.280	4	2	0	1	0		
Thomas, Seb	6.08	0-1	10	0	0	0/1	0	13.1	13	9	9	6	10	2	0	1	.277	0	2	0	1	1		
Fitts, Richard	8.20	0-3	10	5	0	0/0	1	26.1	32	26	24	10	26	6	1	9	.302	1	0	0	3	0		
LaRue, Nate	9.00	0-0	1	0	0	0/0	0	1.0	2	1	1	0	1	0	0	1	.500	0	0	0	0	0		
Fuller, Brooks	9.64	0-0	11	0	0	0/0	0	14.0	20	16	15	13	16	0	1	2	.333	6	3	0	2	0		
Hill, Cam	21.94	2-0	8	0	0	0/0	0	5.1	11	14	13	8	6	1	1	0	.440	2	1	0	1	0		
Totals	5.32	19-21	40	40	0	3/3	6	358.1	356	231	212	145	346	56	5	47	.259	40	32	4	14	7		
Opponents	6.40	21-19	40	40	0	2/2	9	355.2	406	287	253	182	323	73	8	62	.286	47	24	3	17	11		

PB - Team (5), Williams, S. 3, LaRue, N. 1, Dyal, R. 1, Opp (3). Pickoffs - Team (3), LaRue, N. 1, Gonzalez, J. 1, Burkhalter 1, Opp (2). SBA/ATT - Dyal, R. (14-15), Williams, S. (11-15), Fitts, R. (7-9), Gonzalez, J. (5-5), Swilling, C. (3-3), Barnett, M. (0-3), Greenhill, C (3-3), Mullins, H. (2-2), Morrison, W. (2-2), Skipper, C. (1-1), Sokol, J. (0-1), Glavine, P. (1-1), Bright, T. (0-1), Owen, J. (1-1), LaRue, N. (0-1).

SEC STATS



2021 Auburn Baseball  
Conference statistics for Auburn (as of May 02, 2021)  
(SEC games only Sorted by Batting avg)



Record: 5-16 Home: 1-8 Away: 4-8 SEC: 5-16

Player	avg	gp-gs	ab	r	h	2b	3b	hr	rbi	tb	slg%	bb	hp	so	gdp	ob%	sf	sh	sb-att	po	a	e	fld%	
9 Bliss, Ryan	.351	21-21	94	21	33	3	0	6	19	54	.574	10	0	15	3	.413	0	0	1-4	19	56	2	.974	
4 Woley, Rankin	.317	21-21	82	8	26	4	0	2	9	36	.439	8	3	17	0	.389	2	1	0-0	16	40	1	.982	
19 Moore, Brody	.310	21-21	87	8	27	5	0	1	10	35	.402	3	0	12	0	.333	0	0	0-1	33	66	2	.980	
10 Miller, Tyler	.282	21-21	85	12	24	3	0	5	21	42	.494	10	0	19	2	.354	1	1	1-2	183	4	0	1.000	
5 Howell, Kason	.271	21-21	70	13	19	6	0	4	9	37	.529	9	3	18	0	.378	0	2	1-2	64	2	1	.985	
41 Williams, Steven	.227	20-19	75	12	17	3	1	4	11	34	.453	6	0	25	1	.284	0	1	1-2	101	11	1	.991	
8 Ware, Bryson	.214	18-14	56	9	12	1	0	3	7	22	.393	3	1	24	1	.262	1	0	0-0	20	0	0	1.000	
1 Ward, Judd	.205	21-20	78	12	16	2	1	1	8	23	.295	4	3	21	1	.271	0	0	0-1	32	0	1	.970	
16 Hill, Cam	.205	15-13	44	6	9	1	0	3	5	19	.432	6	0	9	2	.300	0	0	0-0	0	1	0	1.000	
-----																								
34 Shenker, John Sam	.375	4-1	8	1	3	1	0	0	1	4	.500	0	0	3	0	.375	0	0	0-0	4	0	0	1.000	
6 Peirce, Bobby	.333	2-1	3	0	1	0	0	0	1	1	.333	0	0	0	0	.333	0	0	0-0	0	0	0	.000	
7 Foster, Cole	.250	3-2	8	1	2	1	0	0	0	3	.375	0	1	3	0	.333	0	0	0-0	0	3	0	1.000	
17 Dyal, Ryan	.208	13-8	24	8	5	1	0	1	3	9	.375	9	0	10	1	.424	0	0	0-0	53	6	1	.983	
3 Brown, Brayton	.182	6-2	11	3	2	0	0	1	5	5	.455	1	1	5	1	.308	0	0	0-0	3	0	1	.750	
2 Hall, Josh	.100	8-1	10	2	1	0	0	0	3	1	.100	0	0	6	0	.083	2	1	1-1	5	0	0	1.000	
28 LaRue, Nate	.000	5-3	9	1	0	0	0	0	1	0	.000	3	0	4	0	.231	1	0	0-0	21	0	0	1.000	
47 Farquhar, Garrett	.000	4-0	3	0	0	0	0	0	0	0	.000	0	0	0	0	.000	0	0	0-0	0	1	0	1.000	
Totals	.264	21	747	117	197	31	2	31	113	325	.435	72	12	191	12	.335	7	6	5-13	557	204	17	.978	
Opponents	.291	21	741	149	216	38	3	28	135	344	.464	86	20	167	20	.377	8	5	19-20	576	162	16	.979	

LOB - Team (151), Opp (154). DPs turned - Team (25), Opp (15). IBB - Team (5), Miller, T. 3, Williams, S. 1, Ward, J. 1, Opp (3). Picked off - Moore, B. 1.

(SEC games only Sorted by Earned run avg)

Player	era	w-l	app	gs	cg	sho	sv	ip	h	r	er	bb	so	2b	3b	hr	b/avg	wp	hp	bk	sfa	sha
20 Greenhill, Cody	3.73	1-0	7	5	0	0/0	0	31.1	28	16	13	8	24	3	0	5	.239	3	1	0	1	2
44 Owen, Jack	5.64	1-3	7	5	0	0/0	0	30.1	37	19	19	7	28	6	0	3	.298	3	3	1	0	0
18 Barnett, Mason	7.85	0-3	8	2	0	0/0	1	18.1	25	19	16	11	20	8	0	3	.333	3	3	1	2	2
45 Gonzalez, Joseph	11.78	1-3	8	4	0	0/0	0	18.1	30	24	24	9	8	5	1	2	.375	5	3	0	0	0
21 Bright, Trace	13.81	1-3	8	2	0	0/0	0	14.1	20	22	22	12	16	5	1	4	.328	0	1	0	0	0
-----																						
33 Morrison, Will	0.00	1-0	8	0	0	0/0	1	9.1	5	1	0	3	8	1	0	0	.161	0	1	0	1	0
36 Sokol, Jack	0.00	0-0	1	0	0	0/0	0	0.2	0	0	0	1	0	0	0	0	.000	0	0	0	0	0
40 Burkhalter, Blake	1.93	0-0	5	0	0	0/0	0	4.2	2	1	1	7	5	0	0	1	.133	3	1	0	0	0
27 Thomas, Seb	2.45	0-0	2	0	0	0/0	0	3.2	2	1	1	2	1	0	0	0	.154	0	0	0	0	0
23 Glavine, Peyton	4.05	0-0	6	1	0	0/0	0	13.1	10	6	6	2	14	2	0	3	.204	0	1	0	0	0
14 Fuller, Brooks	4.76	0-0	4	0	0	0/0	0	5.2	6	3	3	5	6	0	0	1	.273	2	1	0	0	0
32 Swilling, Carson	5.54	0-1	9	0	0	0/0	2	13.0	15	9	8	8	13	1	0	0	.294	4	2	0	0	1
29 Skipper, Carson	6.35	0-2	7	0	0	0/0	0	11.1	17	10	8	2	10	3	0	3	.333	4	2	0	1	0
43 Fitts, Richard	10.80	0-1	6	2	0	0/0	0	10.0	15	13	12	5	13	4	1	3	.349	0	0	0	3	0
16 Hill, Cam	18.00	0-0	2	0	0	0/0	0	1.0	2	3	2	3	1	0	0	0	.400	0	0	0	0	0
26 Mullins, Hayden	54.00	0-0	1	0	0	0/0	0	0.1	2	2	2	1	0	0	0	0	.667	2	1	0	0	0
Totals	6.64	5-16	21	21	0	0/0	4	185.2	216	149	137	86	167	38	3	28	.291	29	20	2	8	5
Opponents	4.92	16-5	21	21	0	2/2	8	192.0	197	117	105	72	191	31	2	31	.264	19	12	1	7	6

PB - Team (2), Dyal, R. 1, Williams, S. 1, Opp (1). Pickoffs - Team (1), Burkhalter 1, Opp (1). SBA/ATT - Williams, S. (10-11), Dyal, R. (9-9), Fitts, R. (6-7), Greenhill, C (3-3), Gonzalez, J. (3-3), Morrison, W. (2-2), Swilling, C. (2-2), Skipper, C. (1-1), Owen, J. (1-1), Glavine, P. (1-1).

**AUBURN at UAB (Mar. 9)**



**2021 Auburn Baseball  
Auburn at UAB**



Mar 09, 2021 at Birmingham, Ala. (Regions Field)

**Auburn 6 (8-4)**

**UAB 5 (6-5)**

Player	ab	r	h	rbi	bb	so	po	a	lob
Ward, Judd dh	5	0	0	0	0	1	0	0	2
Bliss, Ryan ss	3	1	0	0	2	0	1	3	1
Williams, Steven lf	3	2	0	0	2	1	0	0	0
Woley, Rankin 3b	3	2	3	0	1	0	0	0	0
Miller, Tyler 1b	4	0	0	1	0	1	7	1	1
Ware, Bryson rf	2	1	2	1	2	0	1	0	0
Moore, Brody 2b	4	0	1	2	0	0	1	2	3
Dyal, Ryan c	3	0	0	0	1	1	14	1	1
Howell, Kason cf	4	0	0	0	0	1	2	0	0
Gonzalez, Joseph p	0	0	0	0	0	0	0	0	0
Fuller, Brooks p	0	0	0	0	0	0	0	0	0
Mullins, Hayden p	0	0	0	0	0	0	1	0	0
<b>Totals</b>	<b>31</b>	<b>6</b>	<b>6</b>	<b>4</b>	<b>8</b>	<b>5</b>	<b>27</b>	<b>7</b>	<b>8</b>

Player	ab	r	h	rbi	bb	so	po	a	lob
J. Davis cf	4	2	2	2	0	1	4	0	0
C. Floyd lf	4	0	0	0	0	4	1	0	0
T. Johnston 1b	4	0	0	1	0	1	8	1	0
Z. Davis rf	4	0	0	0	0	1	1	0	0
J. Fullerton c	4	0	1	1	0	2	6	0	1
T. Johns dh	2	0	0	0	0	2	0	0	0
I. Ladner ph/dh	2	0	0	0	0	1	0	0	2
J. Mullins ss	4	1	1	0	0	1	6	4	0
B. Smith 3b	1	0	0	0	0	1	0	2	0
D. Buggs ph/3b	0	1	0	0	1	0	0	0	0
P. Fullerton 3b	1	0	0	0	0	1	0	1	0
C. Schultz ph	1	0	0	0	0	0	0	0	0
C. Simpson 2b	2	1	0	0	1	0	1	4	0
A. Bohannon p	0	0	0	0	0	0	0	1	0
C. Taylor p	0	0	0	0	0	0	0	1	0
T. Rusk p	0	0	0	0	0	0	0	0	0
Cunningham p	0	0	0	0	0	0	0	0	0
S. Brace p	0	0	0	0	0	0	0	0	0
B. Greene p	0	0	0	0	0	0	0	0	0
J. Smith p	0	0	0	0	0	0	0	0	0
<b>Totals</b>	<b>33</b>	<b>5</b>	<b>4</b>	<b>4</b>	<b>2</b>	<b>15</b>	<b>27</b>	<b>14</b>	<b>3</b>

Score by Innings	1	2	3	4	5	6	7	8	9	R	H	E
Auburn	0	1	0	0	0	1	0	4	0	<b>6</b>	<b>6</b>	<b>1</b>
UAB	0	0	0	0	0	4	0	1	0	<b>5</b>	<b>4</b>	<b>3</b>

E - Miller, T.; T. Johnston; J. Mullins; C. Simpson. DP - UAB 2. LOB - AUBURN 8; UAB 3. 2B - Woley, R.; Ware, B.; J. Mullins. HBP - Woley, R.. SF - Miller, T.. SB - J. Davis 2.

Auburn	ip	h	r	er	bb	so	ab	bf	np
Gonzalez, Joseph	5.0	1	1	1	0	7	16	16	60
Fuller, Brooks	0.0	1	3	3	2	0	1	3	16
Mullins, Hayden	4.0	2	1	0	0	8	16	16	55

UAB	ip	h	r	er	bb	so	ab	bf	np
A. Bohannon	5.1	4	2	1	5	2	19	24	84
C. Taylor	0.2	0	0	0	0	0	1	1	1
T. Rusk	1.0	0	1	1	1	2	3	4	18
Cunningham	0.2	2	3	2	1	0	4	7	31
S. Brace	0.2	0	0	0	0	1	3	3	11
B. Greene	0.0	0	0	0	1	0	0	1	5
J. Smith	0.2	0	0	0	0	0	1	1	3

Win - Mullins, H. (2-0). Loss - Cunningham (1-2). Save - None.

WP - Fuller, B. 2; Mullins, H.; Cunningham. HBP - by Cunningham (Woley, R.). Pitches/strikes: Gonzalez, J. 60/43; Fuller, B. 16/6; Mullins, H. 55/39; A. Bohannon 84/50; C. Taylor 1/1; T. Rusk 18/9; Cunningham 31/15; S. Brace 11/8; B. Greene 5/1; J. Smith 3/3.

Umpires - HP: Daniel Cricks 1B: Morris Hodges 3B: Eric Goshay

Start: 6 p.m. Time: 3:13 Attendance: 1954

Weather: Sunny, High 70s

Gonzalez, J. faced 1 batter in the 6th.

Fuller, B. faced 3 batters in the 6th.

T. Rusk faced 1 batter in the 8th.

B. Greene faced 1 batter in the 9th.


**TV/RADIO ROSTER**



1 JUDD WARD



2 JOSH HALL



3 BRAYTON BROWN



4 RANKIN WOLEY



5 KASON HOWELL



6 BOBBY PEIRCE



7 COLE FOSTER



8 BRYSON WARE



9 RYAN BLISS



10 TYLER MILLER



11 KADE SNELL



12 CARTER FREDERICK



13 BEN SCHORR




14 BROOKS FULLER



16 CAM HILL




17 RYAN DYAL



18 MASON BARNETT



19 BRODY MOORE



20 CODY GREENHILL



21 TRACE BRIGHT



22 GARRETT WADE



23 PEYTON GLAVINE



24 PEYTON SYBRANDT



25 JOHNNY CECCOLI



26 HAYDEN MULLINS



27 SEB THOMAS



28 NATE LARUE



29 CARSON SKIPPER



32 CARSON SWILLING



33 WILL MORRISON



34 JOHN SAMUEL SHENKER




36 JACK SOKOL



40 BLAKE BURKHALTER




41 STEVEN WILLIAMS



43 RICHARD FITTS



44 JACK OWEN



45 JOSEPH GONZALEZ



47 GARRETT FARQUHAR



30 BUTCH THOMPSON



35 KARL NONEMAKER



39 GABE GROSS



15 TIM HUDSON