



ARKANSAS RAZORBACKS

2015 SCHEDULE & RECORD

OVERALL RECORD:	2-4
SEC:	1-2
NON-CONFERENCE:	1-2
HOME:	1-2
AWAY:	1-1
NEUTRAL:	0-1

DATE	OPPONENT	TV	TIME/RESULT
Sept. 5	UTEP	ESPNU	W, 48-13
Sept. 12	TOLEDO*	SECN-ALT	L, 12-16
Sept. 19	TEXAS TECH	ESPN2	L, 24-35
Sept. 26	vs. #14 Texas A&M^	ESPN	L, 21-28 (OT)
Oct. 3	at Tennessee	ESPN2	W, 24-20
Oct. 10	at #8 Alabama	ESPN	L, 14-27
Oct. 24	AUBURN	SECN	11 A.M.
Oct. 31	UT MARTIN	-	-
Nov. 7	at #24 Ole Miss	-	-
Nov. 14	at #5 LSU	-	-
Nov. 21	MISSISSIPPI ST.	-	-
Nov. 27	MISSOURI	CBS	1:30 P.M.

* Little Rock, Ark.
^ Arlington, Texas

WHAT'S INSIDE

Media Schedule/Quick Hits	2
Brandon Allen/Defense	3
Alex Collins	4
Hunter Henry/Drew Morgan/#TrenchHogs	5
Head Coach Bret Bielema	6-7
The Auburn Series	8
Last Meeting Against the Tigers	9
Ranking the Razorbacks	10
Depth Chart	11
Roster	12-13
Pronunciations	13
Player Bios	14-21
2015 Game Recaps	22-27
Honors & Awards	28
The Last Time...	29-30
Game-By-Game Stats	31
Scoring Drives/Supplemental Stats	32
Long Plays/Big Games	33
Season Stats	34-45

COACHING STAFF

ON THE FIELD

Bret Bielema	Head Coach
Dan Enos	Offensive Coordinator/QBs
Robb Smith	Defensive Coordinator
Sam Pittman	Offensive Line
Jemal Singleton	Special Teams Coordinator/RBs
Rory Segrest	Defensive Line/Specialists
Vernon Hargreaves	Linebackers
Michael Smith	Wide Receivers

IN THE BOOTH

Barry Lunney Jr.	Tight Ends
Clay Jennings	Defensive Backs

RAZORBACK COMMUNICATIONS

Patrick Pierson pspierso@uark.edu
Assistant Athletics Director / Communications

Brett Brecheisen bbrech@uark.edu
Assistant Communications Director

Brandon Langlois langlois@uark.edu
Communications Assistant

AUBURN AT ARKANSAS

Oct. 24, 2015 | 11 a.m. | Donald W. Reynolds Razorback Stadium | Fayetteville, Ark.

THE MATCHUP



AUBURN TIGERS

Record: 4-2 (1-2)
Ranking (AP/Coaches): -/
Last Game: Oct. 15, 2015
W, 30-27 at Kentucky

Coach: Gus Malzahn
Career Record: 33-12 (4)
Career Conf. Record: 19-8 (4)
Record at Auburn: 24-9 (3)
Conf. Record at Aub.: 12-7 (3)
vs. Arkansas: 2-0
vs. Bielema: 2-0



ARKANSAS RAZORBACKS

Record: 2-4 (1-2)
Ranking (AP/Coaches): -/
Last Game: Oct. 10, 2015
L, 14-27 at #8 Alabama

Coach: Bret Bielema
Career Record: 80-43 (10)
Career Conf. Record: 40-35 (10)
Record at Arkansas: 12-19 (3)
Conf. Record at Ark.: 3-16 (3)
vs. Auburn: 0-2
vs. Malzahn: 0-2

Rushing: Peyton Barber 135 att, 650 yds, 8 TDs

Passing: Jeremy Johnson 43-72-6, 473 yds, 5 TDs

Receiving: Ricardo Louis 26 rec, 347 yds, 1 TD

Defense: Johnathan Ford 63 tack, 1.0 tfl, 1.0 sck, 1 int

Rushing: Alex Collins 125 att, 682 yds, 6 TDs

Passing: Brandon Allen 108-173-4, 1,536 yds, 10 TDs

Receiving: Drew Morgan 27 rec, 428 yds, 4 TDs

Defense: Brooks Ellis 49 tack, 4.5 tfl, 2 qbh

BROADCAST INFORMATION

TV: SEC NETWORK
PLAY-BY-PLAY: Tom Hart
ANALYST: Kevin Ware
SIDELINE: Kevin Weidl

RADIO: IMG Razorback Sports Network
PLAY-BY-PLAY: Chuck Barrett
ANALYST: Keith Jackson
SIDELINE: Quinn Grovey

SIRIUS: 83
XM: 190

STADIUM: Donald W. Reynolds Razorback Stadium
LOCATION: Fayetteville, Ark.
CAPACITY: 72,000

LIVE STATS: arkansas.statbroadcast.com
TWITTER/INSTAGRAM: @RazorbackFB

A RAZORBACK WIN WOULD...

- Be Arkansas' third consecutive SEC home win and the first time the Razorbacks have won three straight SEC home games since 2011.
- Mark their seventh win at DWRRS in their past nine tries.
- Improve Arkansas' record to 5-3 in its past eight meetings against Auburn.

THE RAZORBACK RUNDOWN

AT A GLANCE

Arkansas will play its first SEC home game of the 2015 season on Saturday when they host Auburn. This is Arkansas' only SEC home game until Nov. 21 when Mississippi State comes to Fayetteville. The Razorbacks have won their past two home SEC games and have won two of their past three against Auburn in Fayetteville. Full series history is available on page 8.

QUALITY OPPONENTS

Arkansas' four losses have come to #19 Toledo, Texas Tech, #16 Texas A&M and #8 Alabama. Three of those four teams are ranked in the top 20 and the four teams have combined to post a 22-4 record. Those four losses were against #2 Baylor, #4 TCU, #8 Alabama and #24 Ole Miss.

DEFENSE STEPPING UP

Arkansas has limited three of its six opponents to their lowest scoring outputs of the season.

The Razorbacks allow just 22.4 points per game despite playing five of the top 40 offenses in the nation and have allowed 13.7 points per game less than their opponents' season average.

Opponent	Pts All.	Team PPG	Difference
UTEP	13	21.3	-8.3
Toledo	16	34.7	-18.7
Texas Tech	35	49.4	-14.4
vs. Texas A&M	28	36.5	-8.5
at Tennessee	20	37.2	-17.2
at Alabama	27	35.6	-8.6
Total	22.4	36.1	-13.7

OFFENSE VS. RANKED TEAMS

The Razorback offense has played some of its best football against great competition, ranking 22nd nationally with 397.3 yards per game against three ranked opponents. Here are how the key contributors stack up against ranked foes:

QB Brandon Allen

- Ranks second in the nation in passing yards (813).
- Ranks second in the nation in completions (67).
- Ranks tied for third in the nation in attempts (110).

RB Alex Collins

- Ranks second in the SEC and eighth nationally in rushing yards (231).
- Tied for third in the SEC and tied for 10th nationally in rushing touchdowns (2).

WR Drew Morgan

- Ranks second in the SEC and sixth nationally in receiving yards (247).
- Ranks third in the SEC and tied for sixth nationally in receptions (17).
- Ranks tied for second in the SEC and tied for seventh nationally in receiving touchdowns (2).

TE Hunter Henry

- Ranks fourth in the SEC and tied for 22nd nationally in receptions (12).
- Ranks fourth in the SEC and 33rd nationally in receiving yards (150).

WEEKLY MEDIA SCHEDULE: AUBURN WEEK

19 MON	20 TUE	21 WED	22 THU	23 FRI	24 SAT	25 SUN
<p>Press Conference Noon - Coach Bielema 12:30 - Dan Enos 12:50 - Robb Smith</p>	<p>Practice Practice is Closed</p> <p>Offense student-athletes and assistant coaches available after practice (approx. 1:15 p.m.)</p>	<p>SEC Teleconference 10 a.m. - 12:10 p.m. 11 a.m. - Coach Bielema</p> <p>Practice Practice is Closed</p> <p>Defense student-athletes and assistant coaches available after practice (approx. 6:45 p.m.)</p>	<p>Radio Show 7 p.m. - On the Air with Bret Bielema</p>	No media availability	<p>Game #7 Auburn Kickoff - 11 a.m. TV - SEC Network</p> <p>Post Game Coach Bielema available following the game in the interview room with student-athletes to follow.</p>	No media availability

QUICK FACTS

HEAD COACH

Bret Bielema (Iowa, 1992)
Career record (Seasons).....80-43, .650 (10th)
Record at Arkansas (Seasons).....12-19 (3rd)
Bowl Appearances.....8

2015 PREVIEW

Base Offense.....Multiple
Base Defense.....4-3
Lettermen Returning.....49 (260, 24D, 2S)
Lettermen Lost.....22 (90, 10D, 3S)
Starters Returning.....16 (90, 6D, 1S)
Starters Lost.....9 (20, 5D, 2S)

2014 REVIEW

Record.....7-6 (5-2H, 1-3R, 1-1N)
SEC Record/Finish.....2-6/7th West
Bowl Game.....W, 31-7 vs. Texas (Texas Bowl)

HISTORY

First Season.....1894
All-Time Record (Pct.).....696-479-40 (.589)
All-Time Conf. Record (Pct.).....332-297-18 (.527)
National Championships.....1 (1964)
Conference Championships.....13 (last: 1989)
SEC West Championships.....4 (last: 2006)
Bowl Appearances/Record.....40/14-23-3 (.388)
Conference Affiliations.....SEC (1992-Pres.)
.....SWC (1915-1991)
All-America Selections.....52 players, 61 times
All-SEC (First Team Only).....41 players, 48 times
All-SWC (First Team Only).....172 players, 236 times

FACILITIES

Donald W. Reynolds Razorback Stadium
Fayetteville, Ark.Capacity: 72,000

War Memorial Stadium
Little Rock, Ark.Capacity: 54,120

AT&T Stadium
Arlington, Texas.....Capacity: 71,815

QUICK HITS

- Arkansas just finished a three-game road swing to begin SEC play and are one of just five teams nationally, and two in the SEC, to play three straight conference games away from home this year.
 - Sept. 26 vs. Texas A&M (Arlington, Texas)
 - Oct. 3 at Tennessee
 - Oct. 10 at Alabama
- Only team in the SEC to play two separate two-game conference road swings this year.
 - Oct. 3 at Tennessee/Oct. 10 at Alabama
 - Nov. 7 at Ole Miss/Nov. 14 at LSU
- Currently lead the SEC with just five sacks allowed. Arkansas leads the conference in that statistic for the third consecutive year.
 - 5 sacks allowed in 2015
 - 14 sacks allowed in 2014
 - 8 sacks allowed in 2013
- One of just eight teams nationally that have allowed five sacks or fewer this season.
- Haven't allowed a sack in five of the team's past eight games dating back to last season.
- No sacks allowed in 14 of 31 games under Bielema.
- Seventh in the SEC and tied for 45th nationally in passing plays of 10+ yards (63).
- Have had 12 different players catch a pass.
 - 11 have hauled in 4+ passes
 - 4 have caught 10+ passes
- Gained 1.24 yards per carry more than their opponents.
 - 4.73 yards per carry - offense
 - 3.49 yards per carry allowed - defense
- Have not allowed a fourth quarter point in three of six games this season.
- True freshman linebacker Dre Greenlaw leads all SEC freshmen with 37 total tackles.
- Wide receiver Drew Morgan leads the SEC with 357 receiving yards away from home this season.
- Offensive lineman Dan Skipper (6-foot-10) has five blocked kicks in his career, tied for the second-most among all active FBS players.
- Arkansas has punted just 22 times, the lowest amount in the SEC and tied for 10th fewest in FBS.
- Allowed just 3.5 tackles for loss per game, ranking fourth nationally despite having 225 rushing attempts on the season.
 - One of just two teams with 225-plus rush attempts and 3.5 tackles for loss allowed or less.
- Lead the SEC and rank 4th nationally in time of possession, averaging 34:08 of possession each game.
- Finished the 2014 season in the top 10 nationally in total (323.4 ypg) and scoring (19.2 ppg) defense.
 - First top 10 finish in either category since joining the SEC in 1992
- Last season, became the first unranked team in college football history to shut out back-to-back ranked opponents.
 - 17-0 vs. No. 20 LSU
 - 30-0 vs. No. 8 Ole Miss
- Had four defensive players selected in the 2015 NFL Draft.
 - Most in a single draft at Arkansas since 1989

TEAM CAPTAINS



BRANDON ALLEN
QB • SENIOR
FAYETTEVILLE, ARK.



JONATHAN WILLIAMS
RB • SENIOR
ALLEN, TEXAS



BROOKS ELLIS
LB • JUNIOR
FAYETTEVILLE, ARK.



JaMICHAEL WINSTON
DL • JUNIOR
PRITCHARD, ALA.



BA-LL SECURITY

Allen owns two of the top six longest streaks of consecutive passes without an interception in school history. Earlier this season, Allen had a streak of 134 consecutive passes without an interception end when a receiver fell down in the end zone against Toledo. The streak was tied for third-longest in program history.

- His ratio of attempts to interceptions (1:67.8) last year ranked fifth-best in single-season SEC history (min. 300 att).
- Has 32 touchdown passes and just ten interceptions over his last 20 games.

THE 21-POINT MARK

Arkansas has held its opponent to 21 points or less in regulation in 10 of its past 12 games, dating back to the UAB contest on Oct. 25, 2014.

RUN STOPPERS

Arkansas is allowing just 107.0 rushing yards per game, good for third in the SEC and 15th nationally, despite playing some of the better rushing offenses in the country. Four of Arkansas' six opponents rank inside the top 40 nationally in rushing offense and the Razorbacks have held all six of their opponents below their season rushing average.

Opponent	RuYds All.	Rush YPG	Difference
UTEP	58	140.7	-82.7
Toledo	81	204.5	-123.5
Texas Tech	171	196.9	-25.9
vs. Texas A&M	65	162.0	-97.0
at Tennessee	133	222.0	-89.0
at Alabama	134	198.7	-64.7
Total	107.0	188.0	-81.0

QB BRANDON ALLEN

LET IT FLY

Brandon Allen ranks fourth in the SEC and 36th nationally with 1,536 passing yards. He was one of just nine players nationally and became just the third player in program history to open the season with back-to-back 300-yard passing games.

Here is where Brandon Allen ranks among SEC and national passing leaders:

Category	Stat	SEC Rank	National Rank
Passing Yards	1,536	4	36
Completion Pct.	.624	5	47
Passing Eff.	151.5	3	26
Passing TDs	10	5	43
Total Offense	256.0	3	27
Yards Per Att.	8.9	2	14

>>>> 5,000 CLUB

With 225 passing yards against Texas A&M on Sept. 26, Allen became the seventh player in school history to surpass 5,000 career passing yards. He reached the plateau on a 17-yard touchdown pass to Drew Morgan in the first quarter. Allen has passed for 5,559 yards in 35 career games.

On Sept. 19 against Texas Tech, Allen tossed two touchdown passes to become the sixth Razorback to eclipse 40 career touchdown passes. Allen also ranks among Arkansas' career leaders in completions (6th), pass attempts (6th) and passing yards (7th).

ALLEN'S CONSECUTIVE STARTS

Brandon Allen will make his 28th consecutive start at QB on Saturday. Last week at Alabama, Allen broke Ryan Mallett's school record for most consecutive starts at QB (26) in Arkansas' SEC era (1992-present).

THIRD DOWN SUCCESS

Brandon Allen is tied for the SEC lead and tied for 18th nationally with four touchdown passes on third down and owns the second best third-down passer rating in the conference (143.65).

AMONGST THE SEC LEADERS

SEC Active Career Leaders - Starts at QB

Rk	Player	Team	QB Starts
1.	Brandon Allen	Arkansas	31
2.	Dak Prescott	Mississippi State	27
3.	Maty Mauk	Missouri	22

SEC Active Career Leaders - Passing Yards

Rk	Player	Team	Passing Yards
1.	Dak Prescott	Mississippi State	7,283
2.	Brandon Allen	Arkansas	5,559
3.	Patrick Towles	Kentucky	4,463

SEC Active Career Leaders - Passing Touchdowns

Rk	Player	Team	Passing TDs
1.	Dak Prescott	Mississippi State	52
2.	Brandon Allen	Arkansas	44
3.	Maty Mauk	Missouri	42

AMONGST THE ARKANSAS GREATS

Category	Stat	Rank
TD Passes	44	6th
Completions	447	6th
Pass Attempts	819	5th
Passing Yards	5,559	7th

DEFENSE

SEASON LOWS

The Razorbacks have held three of their six opponents to their lowest scoring output of the season. Arkansas limited Toledo to 16 points, Tennessee to 20 and Alabama to just 27 points.

NEWCOMERS STEPPING UP

Arkansas has relied heavily on two newcomers, defensive end Jeremiah Ledbetter and linebacker Dre Greenlaw.

A junior college transfer, Ledbetter quickly earned a starting spot and ranks fifth among all SEC newcomers and tied for sixth among SEC defensive linemen in total tackles (32).

Greenlaw is a true freshman from Fayetteville, Ark. and leads all SEC freshman with 37 total tackles. He became a starter for Arkansas in just his third collegiate game and has started at Will linebacker ever since.



LB Brooks Ellis ranks ninth in the SEC with 8.2 tackles per game.



ARKANSAS RECORD WHEN...

Overall.....	2-4
vs. SEC.....	1-2
Non-Conference.....	1-2
vs. Ohio Valley Conference.....	0-0
vs. Big 12 Conference.....	0-1
vs. Mid-American Conference.....	0-1
vs. Conference USA.....	1-0
Home.....	1-2
Away.....	1-1
Neutral.....	0-1
Day Games.....	1-1
Night Games (6 p.m. start or later).....	1-3
vs. Top 25 teams.....	0-2
TV games.....	2-4
on SEC Network.....	0-1
on ESPN.....	0-2
on ESPN2.....	1-1
on ESPNU.....	1-0
on CBS.....	0-0
on ABC.....	0-0

OFFENSE

When scoring first.....	1-1
When opponents score first.....	1-3
When leading at halftime.....	1-1
When trailing at halftime.....	0-2
When tied at halftime.....	1-1
When leading after third quarter.....	2-1
When trailing after third quarter.....	0-3
When tied after third quarter.....	0-0
In overtime games.....	0-1

When scoring less than 20 points.....	0-2
When scoring 20+ points.....	2-2
When scoring 30+ points.....	1-0
When scoring 40+ points.....	1-0
When allowing less than 20 points.....	1-1
When allowing 20+ points.....	1-3
When allowing 30+ points.....	0-1

When rushing for <100 yards.....	0-1
When rushing for 100+ yards.....	2-3
When rushing for 200+ yards.....	1-2

When passing for 200+ yards.....	2-2
When passing for 250+ yards.....	1-1
When passing for 300+ yards.....	1-1

When totaling <300 yds total offense.....	0-1
When gaining 300+ yds total offense.....	2-3

DEFENSE

When allowing <100 yds rushing.....	1-2
When allowing 100+ yds rushing.....	1-2
When allowing 200+ yds rushing.....	0-0

When allowing <200 yds passing.....	1-0
When allowing 200+ yards passing.....	1-4
When allowing 250+ yards passing.....	0-3
When allowing 300+ yards passing.....	0-2

When allowing <300 yds total offense.....	1-0
When allowing 300+ yds total offense.....	1-4

When having a 100-yard rusher.....	2-2
When opp. have a 100-yard rusher.....	0-0

When having no turnovers.....	2-0
When having less than 3 turnovers.....	2-4
When having 3 or more turnovers.....	0-0
When having no takeaways.....	0-2
When having <3 takeaways.....	1-3
When having 3 or more takeaways.....	1-0
When having more than 30:00 TOP.....	1-3
When having less than 30:00 TOP.....	1-1

RB ALEX COLLINS

LEADER OF THE PACK

In a league that features six of the nation's top 40 rushing leaders this season, including three in the top 15, Collins is the SEC active career leader in rushing yards.

Player	Program	Yards
Alex Collins	Arkansas	2,808
Jonathan Williams	Arkansas	2,321
Nick Chubb	Georgia	2,294
Derrick Henry	Alabama	2,273
Leonard Fournette	LSU	2,236
Dak Prescott	Mississippi St.	2,187
Russell Hansbrough	Missouri	2,098

MR. 150

With his 154 yards on the ground at Tennessee, including 55 in the fourth quarter, Collins joined Darren McFadden (2007) and Knile Davis (2010) as the only three running backs in Arkansas history to rush for 150 yards in three straight games.

- Collins' three 150-yard games in the same season are tied for the second-most in program history behind McFadden's five in 2007.
- Collins is tied for second with Fred Talley and Madre Hill in Arkansas history with five career 150-yard games, sitting behind McFadden's 12.

AC3 TO THE HOUSE

Collins has 18 rushing touchdowns in his last 18 games after scoring four in his first 13 contests as a Razorback.

- 11th player in program history with 20+ rushing touchdowns.
- Tied for 10th in Arkansas history with 22 career rushing touchdowns.
- Has a rushing touchdown in 10 of the last 13 games.

DON'T BLINK

Collins has a career total of 78 runs of 10 or more yards or 15.0 percent of his carries (519). Out of his 78 runs of 10 or more yards, 25 have gone for 20+ yards.

- Fourth in the SEC and 30th nationally with 19 runs of 10+ yards this season.
- Collins has reached 500 yards rushing before his 90th carry in each of his three seasons.
- Has a run of 10+ yards in 27 of 31 career games, including 11 of his last 12.

AC3'S FAST START

Alex Collins' fast start on the ground stacks up amongst the best in program single-season history. Collins' 682 yards are the fourth-most through the first six games of a season.

Player	Yards	Season
Darren McFadden	822	2007
Madre Hill	731	1995
Cedric Cobbs	728	2003
Alex Collins	682	2015
Felix Jones	673	2007

* - Game-by-game stats from Dickey Morton's seasons in 1972 and 1973 and Ben Cowins' 1977 campaign aren't available.



AC3 QUICK HITS

- Ranks fourth in the SEC and 22nd nationally at 113.67 yards per game.
- Tied for sixth in Arkansas history with 11 career 100-yard games.
- Ranks second in the SEC in rushing yards per game at home (148.5).

MOVIN' THE CHAINS

Through six games this season, Collins is fourth in the SEC and tied for 16th nationally with 33 rushing first downs.

- Out of his 519 career carries, Collins has run for a first down 123 times with a season-best of 48 in 2014.

CARRYING THE LOAD

Collins' 125 rushing attempts are the sixth most in the SEC.

- Ran the ball a career-high 28 times against Texas A&M.

ACTIVE SEC LEADERS

Player	School	Rush TDs
Dak Prescott	Mississippi St.	35
Derrick Henry	Alabama	26
Leonard Fournette	LSU	24
Alex Collins	Arkansas	22
Nick Chubb	Georgia	21

IN THE RECORD BOOKS...

Category	Stat	Rank
100-Yard Games	11	T-6th
Rushing Yards	2,808	7th
Rush Attempts	519	8th
Touchdowns	22	T-10th
Yards Per Rush	5.41	11th

WR DREW MORGAN

STEPPING UP

With the team's top three wide receivers (Keon Hatcher, Jared Cornelius, Cody Hollister) from the 2014 season out for an extended period of time after week two, junior Drew Morgan has taken his game to a different level as the team's new No. 1 receiver. Morgan set career-highs of eight receptions and 155 yards against Texas A&M and backed that performance up with another 100-yard game at Tennessee. Below is a breakdown of Morgan's last four games compared to his first 25 as a Razorback.

DREW MORGAN'S LAST FOUR GAMES

	Receptions	Yards	Touchdowns
First 25 Games	16	284	2
Last 4 Games	21	325	3

- His 155 receiving yards against Texas A&M are the fourth-most by an SEC player this season and the most receiving yards by a Razorback since Nov. 3, 2012 (31 games), when Cobi Hamilton had 177 yards on 11 receptions against Tulsa.
- First Arkansas receiver with back-to-back 100-yard games since Cobi Hamilton in 2012.
- One of five SEC receivers with back-to-back 100-yard games this season and tied for third in the league with two on the year.
- Ranks 10th in the SEC in receiving yards (428) and 12th in receptions (27).
- Mike Reppond (1971) and Anthony Eubanks (1996) are the only players in Arkansas history with three straight 100-yard receiving games. Three straight against SEC opponents has never been accomplished.

\$\$\$ - MORGAN EDITION

Morgan's career numbers over the last four games have included a ton of "money plays" as the junior wide out is tied for seventh in the SEC with 19 receptions for a first down. Out of Morgan's 21 receptions over the last four games, 15 have gone for a first down.

- Out of his 37 career receptions, 26 have resulted in a first down.
- Ranks tied for fifth in the SEC and tied for 32nd in the nation with 13 receptions of 15+ yards.
- Has seven receptions of 20+ yards, which equals Hunter Henry's team-high from all of 2014.
- All four of his touchdowns have come in the first half along with 20 receptions for 290 yards.

TE HUNTER HENRY

OH-HENRY

Recently named to the John Mackey Award Midseason Watch List and a preseason All-American choice by ESPN.com, Athlon and Lindy's, junior tight end Hunter Henry is 12th nationally amongst all FBS tight ends in receiving yards (286) and tied for 15th in receptions (21). He leads all SEC tight ends in receiving yards and ranks second in the SEC in receptions.

- Caught a pass in 16 straight games.
- Of his 86 career receptions, 28 have gone for 15+ yards (32.6 percent) and 12 have gone for 25+ yards (14.0 percent)

SEC TE RECEPTION LEADERS - 2013-PRESENT

Rk	Player	Team	Receptions
1.	Hunter Henry	Arkansas	86
2.	Evan Engram	Ole Miss	73
3.	Jake McGee	Florida	66
4.	Steven Scheu	Vanderbilt	64

CAREER YEAR

Henry is off to the best start in his career with 21 receptions for 286 yards and one touchdown through the first six games:

THROUGH FIRST SIX GAMES - CAREER

Year	Rec	Yds	TDs
2013	14	276	1
2014	11	129	1
2015	21	286	1
Total	46	691	3

\$\$\$ - HENRY EDITION

Henry has been money on "money receptions" - plays that result in either a first down or touchdown. Of his 86 career receptions, 69 of them are money, the highest percentage among SEC tight ends over the past 2+ seasons.

MONEY RECEPTIONS

Year	1stD	TDs	\$ Rec	Tot Rec	Pct.
2013	22	4	26	28	.929
2014	27	2	29	37	.784
2015	13	1	14	21	.650
Total	62	7	69	86	.802

#TRENCHHOGS

GO BIG OR GO HOME >>>>

All five starters of the offensive line were featured on the cover of the 2015 Arkansas Football Media Guide. The five-man front line that weighs in at over a combined 1,600 pounds is the largest offensive line of any NFL or Power 5 team for the second straight year.

Rk	School	LT	LG	C	RG	RT	Total	Avg
1.	Arkansas	340	334	322	311	331	1638	327.6
2.	Chargers	330	316	310	330	339	1625	325.0
3.	Bills	343	319	315	303	331	1611	322.2
4.	Florida	355	322	313	318	302	1610	322.0
5.	USC	290	355	285	320	360	1610	322.0

I'VE GOT YOUR BACK

Arkansas' starting offensive line played 3,411 snaps in 2014 - more than any other SEC team's starting line to open the season.

Rk	School	LT	LG	C	RG	RT	Total
1.	Arkansas	Kirkland (853)	Tretola (797)	Smothers (686)	Ragnow (248)	Skipper (827)	3411
2.	Georgia	Theus (757)	Wynn (97)	Kublanow (779)	Pyke (778)	Houston (756)	3167
3.	Tennessee	Kerbyson (944)	Jackson (848)	Thomas (343)	Wiesman (193)	Kendrick (225)	2553
4.	S. Carolina	Shell (919)	Matulis (41)	Knott (660)	Sport (715)	Zandi (39)	2374
5.	Missouri	McGovern (930)	Abeln (0)	Boehm (942)	Hall (498)	Crawford (3)	2373



HEAD COACH BRET BIELEMA



#RAZORFACT>>>>

Head coach Bret Bielema has had more players (34) taken in the NFL Draft than any other head coach with 10 or less years of experience.

COACHING HISTORY

2013-Pres.	Arkansas (Head Coach)
2006-12	Wisconsin (Head Coach)
2004-05	Wisconsin (Def. Coord./Linebackers)
2002-03	Kansas State (Co-Def. Coord./LB)
1996-2001	Iowa (Linebackers)
1994-95	Iowa (Graduate Assistant)

PLAYING HISTORY

1989-92	Iowa (defensive tackle)
---------	-------------------------

POSTSEASON EXPERIENCE

HEAD COACH

Arkansas	2014 Texas Bowl
Wisconsin	2013 Rose Bowl
	2012 Rose Bowl
	2011 Rose Bowl
	2009 Champs Sports Bowl
	2008 Champs Sports Bowl
	2008 Outback Bowl
	2007 Capital One Bowl

ASSISTANT COACH

Wisconsin	2006 Capital One Bowl
	2005 Outback Bowl
Kansas State	2004 Fiesta Bowl
	2002 Holiday Bowl
Iowa	2001 Alamo Bowl
	1997 Sun Bowl
	1996 Alamo Bowl
	1995 Sun Bowl

PLAYER

Iowa	1991 Rose Bowl
	1991 Holiday Bowl

The University of Arkansas captivated the college football world by naming Bret Bielema the 32nd head coach in Razorback history in December of 2012. Bielema, who enters his third season on The Hill, represented the qualities Arkansas was looking for: a leader of young men who holds student-athletes responsible both on and off the field and a coach who has a proven record of winning championships.

Throughout his head-coaching career, Bielema has won three conference championships and coached 11 first-team All-Americans, numerous award winners and NFL superstars. Among the NFL players coached by Bielema are three-time Defensive Player of the Year J.J. Watt, Super Bowl winning quarterback Russell Wilson, No. 1 overall draft pick and eight-time Pro Bowler Joe Thomas, All-Pro linebacker DeAndre Levy, Pro Bowl offensive lineman Travis Frederick, running back Montee Ball and many others.

Bielema has the Razorbacks trending in the right direction behind a balanced offense and stifling defense. Arkansas closed the 2014 season winning three of its final four games against traditional powers LSU, Ole Miss and Texas, the first time in school history the Hogs have defeated those three teams in the same season. The Razorbacks finished 7-6 with a 31-7 victory over Texas in the AdvoCare V100 Texas Bowl, marking Arkansas' first winning season since 2011.

Bielema has always prided himself on a balanced offensive attack and that is exactly what the Razorbacks accomplished in 2014. Running backs Jonathan Williams and Alex Collins were the only FBS teammates to rush for more than 1,000 yards each and both players finished in the top five of the Southeastern Conference in rushing totals. Quarterback Brandon Allen threw for 20 touchdowns, the sixth-most in a single season in school history, and had just five interceptions, the fewest by a Razorback quarterback since 1992.

Arkansas was the SEC's most improved defense in 2014, allowing just 19.2 points per game. With an 11.9 points per game improvement from the previous season, the Razorbacks had the seventh-most improved defense in the nation. Arkansas became the first unranked team in college football history to post back-to-back shutouts over ranked opponents after blanking No. 20 LSU and No. 8 Ole Miss. Senior linebacker Martrell Spaight was the first Razorback to ever lead the SEC with 128 total tackles and was a consensus first-team All-SEC selection.

In his first season at Arkansas (2013), the Razorbacks had five student-athletes named Freshmen All-Americans; Collins, offensive linemen Denver Kirkland and Dan Skipper, tight end Hunter Henry and defensive tackle Darius Philon. Collins was named the SEC Freshman of the Year after he became the second Razorback freshman to rush for more than 1,000 yards in a season. Collins and Darren McFadden are the only two to do so in school history and the only two Razorbacks to be named SEC Freshman of the Year.

His impact off the field has also been felt as the team has posted its two highest GPAs ever for a fall semester in 2013 and 2014. The football program had 32 student-athletes named to the 2014 Fall SEC Academic Honor Roll, the most for a fall semester in program history and the second most in the conference.

Bielema is building Arkansas into a pro-style football program that prepares players for the NFL. He has had 34 draft picks in nine seasons, more than any other head coach with less than 10 years of experience. Arkansas had four defensive players chosen in the 2015 NFL Draft, the school's most in a single draft since 1989.

A fourth round pick of the New England Patriots in 2015, Trey Flowers thrived under Bielema's tutelage. Arkansas was the only SEC school to offer a scholarship to Flowers out of high school and the defensive end weighed just 243 pounds when Bielema and his staff arrived following the 2012 season. Two years later, Flowers was a sculpted 270 pounds and famous for a viral video in which he box jumped 55 inches. He finished his career ranked second all-time in school history in tackles for loss (47.5) and was the leader of one of the best Razorback defenses of all time.

Spaight was another player who reached new heights under Bielema. He was the first recruit that Bielema signed at Arkansas after Spaight spent two years at Coffeyville (Kan.) CC. An Arkansas native, Spaight returned to his home state but struggled in his first season, starting just two games with 22 tackles. With the help of Bielema and his staff, Spaight re-dedicated himself to the game and spent countless hours in the weight room and watching film to perfect his craft. It led to a breakout senior season in which Spaight became the first Razorback to ever lead the SEC in tackles (128) and a consensus All-SEC first team selection. The performance helped him become a fifth round selection of the Washington Redskins in the 2015 NFL Draft.

Another player who turned his career around under Bielema was cornerback Tevin Mitchel. Highly recruited out of high school, Mitchel played at Arkansas right away, starting seven games as a true freshman in 2011. Though he contributed immediately, Mitchel struggled to separate himself from his competition. Entering his senior season, Bielema and his staff convinced Mitchel to give the nickel corner position a try and that is where the Mansfield, Texas native excelled. He shut down opponents' slot receivers in 2014 and played his way into the sixth round of the 2015 NFL Draft, where he was chosen by the Washington Redskins.

AJ Derby had perhaps the most unconventional path to the NFL. A quarterback his entire life, Derby began his career at Iowa before transferring to Coffeyville (Kan.) CC and eventually settling in at Arkansas. Bielema tried repeatedly to convince Derby to change positions, but it wasn't until the spring before his senior season that Derby finally bought in. The decision paid dividends for the new tight end as Derby played in 11 games, catching 22 passes for 303 yards, before an injury ended his collegiate career. Despite playing



BIELEMA'S RECORD WHEN...

Scoring First	59-20
Opponent Scores First.....	21-23
Leading After 1st Quarter	51-12
Leading At Halftime	63-14
Leading After 3rd Quarter.....	71-12
Scoring 20+ Points	73-19
Scoring 30+ Points	61-5
Scoring 40+ Points	34-0
Scoring 50+ Points	15-0
Scoring 60+ Points	7-0
Scoring 70+ Points	5-0
Scoring 80+ Points	1-0
400+ Yards Total Offense	52-12
500+ Yards Total Offense	17-3
600+ Yards Total Offense	9-0
200+ Rushing Yards.....	49-13
300+ Rushing Yards.....	19-0
400+ Rushing Yards	7-0
500+ Rushing Yards	2-0
200+ Passing Yards	42-18
300+ Passing Yards	7-2
20+ First Downs	58-17
40 percent+ 3rd-Down Conv.	61-16
2 or Fewer Turnovers	69-31
15 or Fewer Points Allowed	41-2
20 or Fewer Points Allowed	56-7
300 or Less Yds Total Off Allowed	43-5
150 or Less Rush Yds Allowed.....	62-22
100 or Less Rush Yds Allowed	36-12
150 or Less Pass Yds Allowed	31-8
100 or Less Pass Yds Allowed	12-4
15 or Less 1st Downs Allowed.....	41-5
2+ Turnovers Forced.....	44-14
More Rush Yards	74-19
More Pass Yards	45-14
Fewer Turnovers.....	41-9
More Time of Possession	61-23
More First Downs	68-17
Fewer Penalties	34-18
1 Penalty	2-1
2-5 Penalties	49-22
6-9 Penalties	28-17
10+ Penalties	1-3
Special Teams Touchdown	10-3
100-Yard Rusher	63-15
200-Yard Passer.....	40-17
100-Yard Receiver	22-10
100-Yd Rusher+200-Yd Passer	3-6

“ WE WILL RECRUIT UNCOMMON MEN HERE. WE WILL RECRUIT MEN THAT ARE HELD TO HIGHER STANDARDS. I DON'T WANT PEOPLE TO BE NORMAL. I WANT THEM TO BE UNCOMMON. ”

less than one year at his new position, the New England Patriots picked Derby in the sixth round of the 2015 NFL Draft.

Fullback Kiero Small played just one game in 2012 before suffering a season-ending injury. He bounced back in Bielema's pro-style offense and was very effective. The Seattle Seahawks selected him in the seventh round of the 2014 NFL Draft.

Travis Swanson finished his career in 2013 as the first player in school history to start 50 consecutive games. The center was a first team All-American and a two-time All-SEC selection. When the Detroit Lions picked him in the third round, he became the eighth offensive lineman Bielema has coached that was selected in the first three rounds of the NFL Draft.

In Bielema's eight seasons as head coach at Wisconsin, he had 17 players earn All-America honors, including 11 first-team All-Americans. He also coached two Outland Trophy winners, one Doak Walker Award recipient, one winner of the Johnny Unitas Golden Arm Award and one Lott IMPACT Trophy winner as well as finalists for numerous other individual awards, including the Heisman Trophy. In his final six years at Wisconsin, 21 Badgers were taken in the NFL Draft, including three in the first round.

Bielema, who served as Wisconsin's defensive coordinator for two seasons before becoming head coach, was on staff as UW compiled a 55-6 record at Camp Randall Stadium in his nine years. The Badgers won their first 16 home games under Bielema, the second-longest home winning streak in school history.

In 2012, Bielema guided Wisconsin to its third straight Big Ten championship and the Badgers became the first team to represent the Big Ten in three straight Rose Bowls since Michigan qualified following the 1976-78 seasons. In his final game at Wisconsin, Bielema led the Badgers to a 70-31 win over No. 14 Nebraska in the Big Ten Championship Game. Wisconsin became the second team to score 70 points in a conference championship game, matching the number scored by Texas in the 2005 Big 12 Championship Game. Wisconsin also had two 200-yard rushers in the same game for the first time in school history.

In 2011, the Badgers won the inaugural Big Ten Championship Game, defeating Michigan State 42-39 to advance to the Rose Bowl for the second straight season. Wisconsin, winners of the Leaders Division, finished the season with an 11-3 record and recorded 11 regular-season victories for just the third time in school history, all under Bielema's watch.

In 2010, the Badgers won a share of the 12th Big Ten championship in school history and first since 1999. UW tied a school record with seven conference victories and earned its first trip to the Rose Bowl since 1999. Wisconsin nearly became the first team in FBS history to have three running backs gain 1,000 yards in the same season as James White finished with 1,052 yards, John Clay had 1,012 and Ball ran for 996.

Bielema was Wisconsin's defensive coordinator in 2004 and 2005, a period in which the program produced a 19-6 record under Barry Alvarez. The 2004 Badgers were ranked sixth nationally in scoring defense and ninth in total defense. The 2005 club, which earned Wisconsin's first shutout since 1999, finished its 10-win season with a 24-10 victory over No. 7 Auburn in the 2006 Capital One Bowl, limiting the high-powered Tigers to just 236 yards of total offense.

Bielema was co-defensive coordinator at Kansas State under Bill Snyder in 2002 and 2003. The Wildcats were 22-6 during Bielema's time in Manhattan and finished in the top 10 nationally both seasons in scoring and total defense. The Wildcats won its first Big 12 title in 2003. Among Bielema's standout players at Kansas State were first-team All-American Josh Buhl, 2003 NFL second-round draft pick Terry Pierce and All-Big 12 second team selection Bryan Hickman.

Prior to his years at Kansas State, Bielema spent nine seasons as an assistant coach at his alma mater, Iowa, where he worked for head coaches Hayden Fry and Kirk Ferentz. The 1997 Hawkeyes posted three shutouts and ranked No. 4 nationally in scoring defense.

Bielema lettered from 1989-92 at Iowa after joining the program as a walk-on. He earned a scholarship after his first year and was a member of Iowa's 1990 Big Ten championship team. A starter as a junior in 1991, he was a team co-captain as a senior. Bielema signed a free agent contract with the Seattle Seahawks and later completed his playing career with the Milwaukee Mustangs of the Arena Football League.

A 1992 graduate of Iowa with a degree in marketing, Bielema married his wife, Jen, on March 10, 2012.

BIELEMA BY THE NUMBERS

34 Number of NFL draft picks coached by Bielema - the most of any active head coach with 10 or less years experience.

96 Times that a player has rushed for 100 yards under Bielema

0 Career losses suffered by Bielema when his team scores at least 40 points

8 Offensive linemen coached by Bielema that have been selected in the first three rounds of the NFL Draft

14 Walk-ons that Bielema has awarded scholarships to since he arrived at Arkansas in Dec. 2012.

BIELEMA VS. ALL OPPONENTS

Akron	1-0	N. Illinois.....	4-0
Alabama.....	0-3	Northwestern	2-1
Arkansas.....	1-0	Ohio St.....	1-5
Arizona St.....	1-0	Ole Miss.....	1-1
Auburn	0-2	Oregon.....	0-1
Austin Peay.....	1-0	Oregon St.....	1-1
Buffalo.....	1-0	Purdue.....	5-0
Bowling Green.....	1-0	Penn St.....	2-3
Cal-Poly.....	1-0	Rutgers.....	0-1
Fresno St.....	2-0	Samford.....	1-0
Florida.....	0-1	San Diego St.....	1-0
Florida St.....	0-1	San Jose St.....	1-0
Georgia.....	0-1	S. Carolina.....	0-1
Hawaii.....	1-0	South Dakota.....	1-0
Illinois.....	4-1	Southern Miss.....	1-0
Indiana	7-0	Tennessee.....	1-1
Iowa.....	3-2	Texas.....	1-0
Louisiana.....	1-0	TCU.....	0-1
LSU.....	1-1	Texas A&M.....	0-3
Marshall.....	1-0	Texas Tech.....	1-1
Miami (Fla.).....	1-0	The Citadel.....	1-0
Michigan.....	3-2	Toledo.....	0-1
Michigan St.....	3-4	UAB.....	1-0
Minnesota.....	7-0	UNLV.....	3-0
Mississippi St.....	0-2	Utah St.....	1-0
Missouri.....	0-1	UTEP.....	2-0
Nebraska.....	2-1	Washington St.....	1-0
Nicholls.....	1-0	W. Illinois.....	1-0
Northern Iowa.....	1-0	Wofford.....	1-0





GAME 7: AUBURN

OCT. 24 | DONALD W. REYNOLDS RAZORBACK STADIUM

THE SEC

Western Division

Team	Conf	Ovr	Home	Road	PF	PA	Strk
LSU	4-0	6-0	4-0	2-0	224	138	W6
Alabama	3-1	6-1	3-1	2-0	249	117	W4
Ole Miss	2-1	5-2	4-0	1-2	305	155	L1
Texas A&M	2-1	5-1	3-1	0-0	219	146	L1
Arkansas	1-2	2-4	1-2	1-1	143	139	L1
Auburn	1-2	4-2	2-1	1-1	153	154	W2
Miss. St.	1-2	5-2	3-1	2-1	239	126	W2

Eastern Division

Team	Conf	Ovr	Home	Road	PF	PA	Strk
Florida	4-1	6-1	4-0	2-1	221	121	L1
Georgia	3-2	5-2	4-1	1-1	232	136	W1
Kentucky	2-2	4-2	3-2	1-0	157	139	L1
Tennessee	1-2	3-3	2-2	0-1	223	154	W1
Missouri	1-3	4-3	3-1	1-2	116	90	L2
S. Carolina	1-4	3-4	2-1	0-3	143	184	W1
Vanderbilt	0-3	2-4	1-2	1-2	116	111	L1

THIS WEEK IN THE SEC

Saturday, October 24

11 a.m.	Auburn at Arkansas	SECN
2:30 p.m.	Tennessee at #8 Alabama	CBS
3 p.m.	Missouri at Vanderbilt	SECN
6 p.m.	W. Kentucky at #5 LSU	ESPNU
6 p.m.	#15 Texas A&M at #24 Ole Miss	ESPN
6:30 p.m.	Kentucky at Mississippi State	SECN

ON THIS DATE - OCT. 24

Year	Opponent	Result	Score
1896	at Drury	L	0-34
1908	Henderson State	W	51-0
1914	Missouri-Rolla	L	0-44
1925	Phillips	W	45-0
1931	LSU#	L	6-13
1936	LSU#	L	7-19
1941	at Detroit	W	9-6
1942	Ole Miss*	W	7-6
1953	Ole Miss*	L	0-28
1959	Ole Miss*	L	0-28
1964	Wichita State+	W	17-0
1970	Wichita State+	W	62-0
1981	Houston+	L	17-20
1987	Houston	W	21-17
2009	at Ole Miss	L	17-30

played in Shreveport, LA.

* played in Memphis, TN.

+ played in Little Rock, AR.

- The 1953 game against Ole Miss was televised on ABC, marking the first time in school history that the Razorbacks played a nationally televised football game.

AUBURN SERIES HISTORY

Auburn leads the series 13-10-1

Date	UA/Opp Rnk	Site	Result
Dec. 27, 1984	NR/11	Memphis, Tenn.	L, 15-21
Oct. 31, 1992		Auburn, Ala.	T, 24-24
Oct. 30, 1993		Fayetteville, Ark.	L, 21-31
Oct. 29, 1994	NR/4	Auburn, Ala.	L, 14-31
Oct. 28, 1995	NR/11	Little Rock, Ark.	W, 30-28
Nov. 2, 1996		Auburn, Ala.	L, 7-28
Oct. 25, 1997	NR/11	Fayetteville, Ark.	L, 21-26
Oct. 31, 1998	14/NR	Auburn, Ala.	W, 24-21
Oct. 30, 1999		Fayetteville, Ark.	W, 34-10
Oct. 28, 2000	NR/25	Auburn, Ala.	L, 19-21
Oct. 27, 2001	NR/17	Fayetteville, Ark.	W, 42-17
Oct. 12, 2002	NR/24	Auburn, Ala.	W, 38-17
Oct. 11, 2003	7/NR	Fayetteville, Ark.	L, 3-10
Oct. 16, 2004	NR/4	Auburn, Ala.	L, 20-38
Oct. 15, 2005	NR/21	Fayetteville, Ark.	L, 17-34
Oct. 7, 2006	NR/2	Auburn, Ala.	W, 27-10
Oct. 13, 2007	NR/22	Fayetteville, Ark.	L, 7-9
Oct. 11, 2008	NR/20	Auburn, Ala.	W, 25-22
Oct. 10, 2009	NR/17	Fayetteville, Ark.	W, 44-23
Oct. 16, 2010	12/7	Auburn, Ala.	L, 43-65
Oct. 8, 2011	10/15	Fayetteville, Ark.	W, 38-14
Oct. 6, 2012		Auburn, Ala.	W, 24-7
Nov. 2, 2013	NR/8	Fayetteville, Ark.	L, 17-35
Aug. 30, 2014	NR/6	Auburn, Ala.	L, 21-45

AUBURN CONNECTIONS

- Auburn head coach Guz Malzahn grew up in Fort Smith, Ark. and was a walk-on wide receiver on the Razorback football team in the 1980's but did not letter. He was a head coach at Hughes HS, Shiloh Christian and Springdale HS before serving one season on the Razorback staff as an offensive coordinator and wide receivers coach in 2006.
- Auburn running backs coach Tim Horton was a four-year letterwinner at wide receiver and punt returner for the Razorbacks from 1986-89. He was a captain for the 1989 Southwest Conference champions and also coached at Arkansas from 2007-12.
- Arkansas defensive line coach Rory Segrest was a graduate assistant at Auburn from 1997-98.
- Auburn offensive coordinator Rhett Lashlee played quarterback at Arkansas from 2002-04 but did not letter. He coached with Segrest at Samford in 2011.
- Auburn offensive line coach J.B. Grimes is from Clarendon, Arkansas. Grimes coached the Razorbacks as a graduate assistant in 1981-82 and as a full time assistant coach from 1989-92. He began his coaching career as a high school coach at Nashville HS and Des Arc HS in Arkansas.
- Auburn has one player from the state of Arkansas, Will Hastings, a kicker from Little Rock, Arkansas and played at Pulaski Academy, the same high school as Arkansas wide receiver Cameron Colbert, fullback Tyler Colquitt and tight end Hunter Henry.
- Arkansas has one player from the state of Alabama, JaMichael Winston, a defensive lineman from Pritchard, Alabama and played at Vigor High School, the same school as Auburn's linebacker Deshaun Davis and defensive lineman Justin Thomas-Thornton.
- Arkansas' Jeremiah Ledbetter, Auburn's Kenny Flowers and Devonte Danzey were JUCO teammates at Hutchinson (Kan.) CC.



2014

AUG. 30, 2014 | AUBURN, ALABAMA
JORDAN-HARE STADIUM
ATTENDANCE: 87,451 | TV: ESPN

ARKANSAS 21

NO. 6 AUBURN 45

AUBURN, ALA. - Arkansas started the 2014 campaign on the road at Auburn, losing to the sixth ranked Tigers, 45-21.

Arkansas quarterback Brandon Allen had 175 yards passing, completing 18 of 31 through the air with two touchdowns and one interception.

Alex Collins, Korliss Marshall and Jonathan Williams all split time in the backfield with Collins leading the way with 68 yards on 10 carries.

Defensively, Alan Turner led the team in total tackles with nine. Linebacker Brooks Ellis recorded 7 total tackles and two tackles for loss.

Arkansas started the day going three-and-out. It took Auburn only 3:50 to put the ball in the endzone. Jeremy Johnson hit Melvin Ray on a 49 yard touchdown pass to give Auburn a 7-0 lead.


The Hogs were able to tie the game up on the following possession after Brandon Allen found Hunter Henry for a 14-yard touchdown pass.

Auburn scored one more time before the end of the first quarter on a six-play, 75 yard drive that was capped of by a 1-yard run by Cameron Artis-Payne to give the Tigers a 14-7 lead.

After Auburn took a 21-7 lead in the second quarter, Arkansas responded with a six-play, 75-yard drive of its own to close the gap to 21-14.

The Razorback defense stood tough and forced the Tigers into their first three-and-out possession of the day. The Hogs would capitalize, driving 93 yards on 10 plays to tie the game back up at 21-21.

In the second half, Arkansas' offense stalled and the Tigers went on to win the game by a final score of 45-21.



SCORING SUMMARY

	1	2	3	4	F
Arkansas	7	14	0	0	21
Auburn	14	7	14	10	45

1st Quarter

09:37 AU - Melvin Ray 49 yd pass from Jeremy Johnson (Daniel Carlson kick), 8-75 3:50 0 - 7

06:44 AR - Hunter Henry 14 yd pass from Brandon Allen (John Henson kick), 6-75 2:53 7 - 7

04:01 AU - C. Artis-Payne 1 yd run (Daniel Carlson kick), 6-75 2:43 7 - 14

2nd Quarter

13:20 AU - D. Williams 18 yd pass from Jeremy Johnson (Daniel Carlson kick), 7-98 2:49 7 - 21

11:06 AR - AJ Derby 17 yd pass from Brandon Allen (John Henson kick), 6-75 2:14 14 - 21

04:28 AR - J. Williams 6 yd run (John Henson kick), 10-93 5:06 21 - 21

3rd Quarter

10:42 AU - Nick Marshall 19 yd run (Daniel Carlson kick), 9-78 4:18 21 - 28

02:39 AU - J. Whitehead 33 yd interception return (Daniel Carlson kick) 21 - 35

4th Quarter

09:55 AU - Daniel Carlson 45 yd field goal, 11-62 4:52 21 - 38

03:15 AU - Corey Grant 3 yd run (Daniel Carlson kick), 8-85 4:45 21 - 45

GAME STATISTICS

TEAM STATS	AR	AU
FIRST DOWNS	20	27
RUSHES-YARDS (NET)	29-153	48-302
PASSING YDS (NET)	175	293
Passes Att-Comp-Int	31-18-1	22-16-0
TOTAL OFFENSE PLAYS-YARDS	60-328	70-595
Fumble Returns-Yards	0-0	0-0
Punt Returns-Yards	2-11	2-31
Kickoff Returns-Yards	1-15	2-51
Interception Returns-Yards	0-0	1-33
Punts (Number-Avg)	7-43.0	3-53.3
Fumbles-Lost	2-0	2-1
Penalties-Yards	5-50	6-61
Possession Time	27:17	32:43
Third-Down Conversions	2 of 10	9 of 14
Fourth-Down Conversions	0 of 1	0 of 0
Red-Zone Scores-Chances	3-3	4-4
Sacks By: Number-Yards	1-5	1-7

RUSHING:

Arkansas - Alex Collins 10-68; Korliss Marshall 8-45; Jonathan Williams 7-34; Brandon Allen 4-6.

Auburn - C. Artis-Payne 26-177; Corey Grant 10-87; Peyton Barber 3-19; Nick Marshall 8-19; Ricardo Louis 1-0.

PASSING:

Arkansas - Brandon Allen 18-31-1-175.

Auburn - Jeremy Johnson 12-16-0-243; Nick Marshall 4-6-0-50.

RECEIVING:

Arkansas - D. Wilson 4-55; AJ Derby 4-40; Cody Hollister 2-20; J. Williams 2-2; Keon Hatcher 1-17; Hunter Henry 1-14; K. Marshall 1-14; Jeremy Sprinkle 1-10; Alex Collins 1-5; Patrick Arinze 1-2.

Auburn - D. Williams 9-154; Melvin Ray 2-77; C.J. Uzomah 1-26; C. Artis-Payne 1-14; Sammie Coates 1-13; Corey Grant 1-6; Ricardo Louis 1-3.



NATIONAL RANKINGS

Associated Press Top 25

Week 8 - Oct. 18, 2015

Rk	Team	Record	Points	Prev
1	Ohio St. (28)	7-0	1428	1
2	Baylor (12)	6-0	1416	2
3	Utah (16)	6-0	1362	4
4	TCU (3)	7-0	1338	3
5	LSU (1)	6-0	1306	6
6	Clemson (1)	6-0	1252	5
7	Michigan St.	7-0	1202	7
8	Alabama	6-1	1133	10
9	Florida St.	6-0	1041	11
10	Stanford	5-1	917	15
11	Notre Dame	6-1	898	14
12	Iowa	7-0	820	17
13	Florida	5-1	785	8
14	Oklahoma St.	6-0	735	16
15	Texas A&M	5-1	614	9
15	Michigan	5-2	614	12
17	Oklahoma	5-1	565	19
18	Memphis	6-0	553	NR
19	Toledo	6-0	345	22
20	California	5-1	336	23
21	Houston	6-0	317	24
22	Temple	6-0	216	NR
23	Duke	5-1	210	25
24	Mississippi	5-2	157	13
25	Pittsburgh	5-1	73	NR

Dropped out: No. 18 UCLA, No. 20 Northwestern, No. 21 Boise State.

Others receiving votes: Mississippi St. 62, BYU 21, UCLA 18, N. Carolina 17, Texas Tech 14, Georgia 12, W. Kentucky 11, Arizona St. 10, Boise St. 8, Wisconsin 8, Utah St. 7, Northwestern 4.

USA Today Coaches Poll

Week 8 - Oct. 18, 2015

Rk	Team	Record	Points	Prev
1	Ohio State	7-0	1547	1
2	Baylor	6-0	1488	2
3	Texas Christian	7-0	1417	3
4	Michigan State	7-0	1334	4
5	Louisiana State	6-0	1324	5
6	Clemson	6-0	1271	6
7	Utah	6-0	1258	7
8	Alabama	6-1	1123	9
9	Florida State	6-0	1111	8
10	Notre Dame	6-1	924	13
11	Stanford	5-1	898	16
12	Oklahoma State	6-0	839	15
13	Iowa	7-0	833	17
14	Florida	6-1	751	11
15	Oklahoma	5-1	665	19
16	Texas A&M	5-1	623	10
17	Memphis	6-0	544	22
17	Michigan	5-2	544	14
19	California	5-1	370	23
20	Toledo	6-0	322	25
21	Duke	5-1	305	24
22	Houston	6-0	289	26
23	Mississippi	5-2	201	12
24	Temple	6-0	163	NR
25	Georgia	5-2	95	NR

Dropped out: No. 18 UCLA, No. 20 Boise State, No. 21 Northwestern.

Others receiving votes: Mississippi State 38; Wisconsin 37; Pittsburgh 32; North Carolina 30; UCLA 30; Texas Tech 14; Navy 9; Brigham Young 9; Illinois 5; Oregon 5; Western Kentucky 5; Utah State 5; Washington State 5; Northwestern 4; Marshall 3; Arizona 2; Boise State 2; Bowling Green 1.

RAZORBACKS IN THE SEC & NATIONAL RANKINGS

Category	Stat	SEC Rank	NCAA Rank
Time of Possession	34:08	1	4
Tackles for Loss Allowed	3.50	1	4
Sacks Allowed	0.83	1	8
Fumbles Lost	2	2	11
Punt Returns	17.57	2	11
Yards Per Completion	14.22	2	15
Rushing Defense	107.0	3	15
Turnovers Lost	6	4	16
First Downs Defense	110	6	25
Team Passing Efficiency	149.73	3	26
Passes Had Intercepted	4	5	27
Red Zone Defense	.783	4	33
Third Down Conversion Percentage	.434	4	40
Yards Per Attempt (Brandon Allen)	8.88	2	15
Yards Per Completion (Brandon Allen)	14.22	2	16
Rushing Yards Per Game (Alex Collins)	113.7	4	21
Passing Efficiency (Brandon Allen)	151.5	3	26
Rushing Yards (Alex Collins)	682	4	26
Total Offense (Brandon Allen)	274.0	4	30
Passing Yards (Brandon Allen)	1,536	4	36
Rushing Touchdowns (Alex Collins)	6	7	38
Passing Touchdowns (Brandon Allen)	10	5	43
Receiving Touchdowns (Drew Morgan)	4	3	45
Completion Percentage (Brandon Allen)	.624	5	48

ACTIVE RAZORBACK LEADERS

Career Passing Attempts

5th: Brandon Allen, 819, 2011-present

Career Passing Touchdowns

6th: Brandon Allen, 44, 2011-present

Career Yards Per Rush

6th: Jonathan Williams, 5.72 (406 for 2,321), 2012-present

11th: Alex Collins, 5.41 (519 for 2,808), 2013-present

Career Pass Completions

6th: Brandon Allen, 447, 2011-present

Career 100-Yard Rushing Games

T-6th: Alex Collins, 11, 2013-present

8th: Jonathan Williams, 9, 2012-present

Career Passing Yards

7th: Brandon Allen, 5,559, 2011-present

Career Rushing Yards

7th: Alex Collins, 2,808, 2013-present

11th: Jonathan Williams, 2,321, 2012-present

Career Rushing Attempts

8th: Alex Collins, 519, 2013-present

13th: Jonathan Williams, 406, 2012-present

Career Completion Percentage (min. 100 att.)

10th: Brandon Allen, .546 (447 for 819), 2011-present

Career Rushing Touchdowns

T-10th: Alex Collins, 22, 2013-present

Career Receiving Touchdowns

T-13th: Keon Hatcher, 11, 2012-present

Career 100-Yard Receiving Games

T-13th: Hunter Henry, 3, 2013-present



DREW MORGAN is the **FIRST** Arkansas player since 2006 with back-to-back 100-yard games vs. **SEC OPPONENTS.**

OFFENSE

WR1	80	Drew Morgan (Jr., 6-0, 195)	
	7	Damon Mitchell (So., 6-2, 207)	
WR2	6	Kendrick Edwards (So., 6-5, 212)	- OR -
	87	Dominique Reed (Jr., 6-3, 180)	
TE1	84	Hunter Henry (Jr., 6-5, 253)	
	46	Alex Voelzke (Sr., 6-5, 253)	
LT	55	Denver Kirkland (Jr., 6-5, 340)	
	62	Johnny Gibson (R-Fr., 6-4, 330)	
LG	73	Sebastian Tretola (Sr., 6-5, 334)	
	50	Josh Allen (Fr., 6-2, 300)	
C	65	Mitch Smothers (Sr., 6-3, 322)	
	75	Zach Rogers (Fr., 6-1, 310)	
RG	72	Frank Ragnow (So., 6-5, 312)	
	59	Marcus Danenhauer (Sr., 6-4, 312)	
RT	70	Dan Skipper (Jr., 6-10, 331)	
	60	Brian Wallace (R-Fr., 6-6, 317)	
QB	10	Brandon Allen (Sr., 6-2, 210)	
	8	Austin Allen (So., 6-1, 210)	
RB	3	Alex Collins (Jr., 5-11, 215)	
	22	Rawleigh Williams III (Fr., 5-10, 215)	
TE2	83	Jeremy Sprinkle (Jr., 6-6, 255)	
	36	Jack Kraus (R-Fr., 6-5, 235)	
FB	24	Kody Walker (Jr., 6-2, 256)	
	44	Kendrick Jackson (Fr., 6-1, 249)	
WR3	17	Jojo Robinson (R-Fr., 5-11, 190)	
	82	Luke Rossi (R-Fr., 5-11, 203)	

DEFENSE

DE	97	Tevin Benum (So., 6-4, 280)	
	6	JaMichael Winston (Jr., 6-4, 262)	
DT	93	DeMarcus Hodge (Sr., 6-1, 340)	
	78	Bijhon Jackson (So., 6-2, 325)	- OR -
	86	Armon Watts (R-Fr., 6-5, 304)	
DT	94	Taiwan Johnson (Jr., 6-2, 290)	
	89	Mitchell Loewen (Sr., 6-5, 275)	- OR -
	91	Hjalte Froholdt (Fr., 6-4, 299)	
DE	55	Jeremiah Ledbetter (Jr., 6-3, 280)	
	48	Deatrich Wise Jr. (Jr., 6-5, 272)	
SLB	35	Dwayne Eugene (So., 6-1, 235)	
	27	Khalia Hackett (So., 6-2, 230)	
MLB	51	Brooks Ellis (Jr., 6-2, 242)	
	45	Josh Harris (R-Fr., 5-10, 220)	
WLB	23	Dre Greenlaw (Fr., 6-0, 222)	
	20	De'Andre Coley (So., 6-1, 202)	
CB	29	Jared Collins (Jr., 5-11, 172)	
	5	Henre' Toliver (So., 6-1, 186)	
FS	28	Josh Liddell (So., 6-1, 210)	
	9	Santos Ramirez (R-Fr., 6-2, 202)	
SS	26	Rohan Gaines (Sr., 5-11, 195)	
	30	Kevin Richardson (So., 6-0, 175)	
CB	2	DJ Dean (Jr., 5-11, 202)	
	10	Ryan Pulley (Fr., 5-11, 210)	

SPECIAL TEAMS

K	9	Cole Hedlund (R-Fr., 5-10, 165)	
	42	Lane Saling (So., 5-8, 170)	
P	37	Toby Baker (Jr., 6-3, 202)	
	56	Matt Emrich (Jr., 6-3, 191)	
KO	42	Lane Saling (So., 5-8, 170)	
	48	Adam McFain (Jr., 6-0, 187)	
SNP	32	Drew Gorton (Sr., 6-0, 210)	
	56	Matt Emrich (Jr., 6-3, 191)	
H	56	Matt Emrich (Jr., 6-3, 191)	
	37	Toby Baker (Jr., 6-3, 202)	
KOR	17	Jojo Robinson (R-Fr., 5-11, 190)	
	22	Rawleigh Williams III (Fr., 5-10, 215)	
PR	2	DJ Dean (Jr., 5-11, 202)	
	5	Henre' Toliver (So., 6-1, 186)	





GAME 7: AUBURN

OCT. 24 | DONALD W. REYNOLDS RAZORBACK STADIUM

NUMERICAL ROSTER

No	Name	Pos	Ht	Wt	Cl/Exp	Hometown (HS/Other)
1	Jared Cornelius	WR	5-11	202	So.-1L	Shreveport, La. (Evangel Christian Academy)
2	DJ Dean	DB	5-11	202	Jr.-2L	Newton, Texas (Newton HS)
2	Rafe Peavey	QB	6-2	204	Fr.-RS	Bolivar, Mo. (Bolivar HS)
3	Alex Collins	RB	5-11	215	Jr.-2L	Fort Lauderdale, Fla. (South Plantation HS)
4	Keon Hatcher	WR	6-2	210	Sr.-3L	Owasso, Okla. (Owasso HS)
5	Ty Storey	QB	6-2	215	Fr.-HS	Charleston, Ark. (Charleston HS)
5	Henre' Toliver	DB	6-1	186	So.-1L	Marrero, La. (Archbishop Rummel HS)
6	Kendrick Edwards	WR	6-5	212	So.-1L	Miami, Fla. (Norland HS)
6	JaMichael Winston	DL	6-4	262	Jr.-2L	Pritchard, Ala. (Vigor HS)
7	Damon Mitchell	WR	6-2	207	So.-SQ	Egg Harbor City, N.J. (Cedar Creek HS)
8	Austin Allen	QB	6-1	210	So.-1L	Fayetteville, Ark. (Fayetteville HS)
8	Nate Dalton	DB	6-3	197	Fr.-HS	Baton Rouge, La. (Cypress Falls HS)
8	Blake Johnson	P	6-0	175	Fr.-RS	Long Beach, Calif. (Los Alamitos HS)
9	Cole Hedlund	K	5-10	165	Fr.-RS	Argyle, Texas (Argyle HS)
9	Santos Ramirez	DB	6-2	202	Fr.-RS	Shreveport, La. (Evangel Christian Academy)
9	Ricky Town	QB	6-3	200	Fr.-TR	Thousand Oaks, Calif. (St. Bonaventure HS/USC)
10	Brandon Allen	QB	6-2	210	Sr.-3L	Fayetteville, Ark. (Fayetteville HS)
10	Ryan Pulley	DB	5-11	210	Fr.-HS	Fort Myers, Fla. (Island Coast HS)
11	Will Gragg	TE	6-4	255	Fr.-HS	Dumas, Ark. (Dumas HS)
13	Davyon McKinney	DB	6-1	215	Sr.-3L	Forrest City, Ark. (Forrest City HS)
13	Deon Stewart	WR	5-11	165	Fr.-HS	Highland, Ark. (Highland HS)
14	Eric Hawkins	WR	5-11	180	Jr.-2L	Longview, Texas (Longview HS)
15	Zack English	WR	5-8	175	Fr.-HS	Prosper, Texas (Prosper HS)
15	Willie Sykes	DB	6-0	180	Fr.-HS	Houston, Texas (Spring HS)
16	Troy Allison	QB	6-1	185	Fr.-RS	McGregor, Texas (McGregor HS)
16	Cornelius Floyd	DB	5-11	172	So.-1L	Miami, Fla. (Gulliver Prep)
16	La'Michael Pettway	WR	6-2	205	Fr.-HS	Nashville, Ark. (Nashville HS)
17	Jojo Robinson	WR	5-11	190	Fr.-RS	Miami, Fla. (Northwestern HS)
18	Cameron Colbert	WR	6-1	205	Fr.-RS	Little Rock, Ark. (Pulaski Academy)
18	Derrick Graham	LB	6-4	247	Fr.-HS	Gainesville, Fla. (Hardee Senior HS)
19	Anthony Antwine	TE	6-4	230	So.-1L	Plano, Texas (Plano Senior HS)
20	De'Andre Coley	DB	6-1	202	So.-1L	Miami, Fla. (Northwestern HS)
21	Josh Williams	LB	6-1	237	Jr.-1L	Ft. Lauderdale, Fla. (Dillard HS/Dodge City [Kan.] CC)
22	Rawleigh Williams III	RB	5-10	215	Fr.-HS	Dallas, Texas (Bishop Lynch HS)
23	Dre Greenlaw	LB	6-0	222	Fr.-HS	Fayetteville, Ark. (Fayetteville HS)
24	Ryder Lucas	DB	6-0	189	Fr.-RS	The Woodlands, Texas (The Woodlands College Park HS)
24	Kody Walker	RB	6-2	256	Jr.-2L	Jefferson City, Mo. (Jefferson City HS)
25	Matt Dodson	DB	5-10	202	So.-SQ	McKinney, Texas (Boyd HS)
25	Denzell Evans	RB	5-11	222	So.-1L	Houston, Texas (Bellair HS)
26	Rohan Gaines	DB	5-11	195	Sr.-3L	Bainbridge, Ga. (Bainbridge HS)
27	Khalia Hackett	LB	6-2	230	So.-1L	Douglasville, Ga. (South Paulding HS)
28	Josh Liddell	DB	6-1	210	So.-1L	Pine Bluff, Ark. (Dollarway Senior HS)
29	Jared Collins	DB	5-11	172	Jr.-2L	Tulsa, Okla. (Booker T. Washington HS)
29	Chris Saunders	WR	5-11	195	Jr.-SQ	Dallas, Texas (Life Charter School)
30	Kevin Richardson II	DB	6-0	175	So.-1L	Jacksonville, Ark. (Jacksonville HS)
31	Connor McPherson	RB	5-7	205	So.-SQ	The Woodlands, Texas (College Park HS)
31	Scotty Thurman	DB	5-11	210	Jr.-SQ	Pine Bluff, Ark. (Fayetteville HS)
32	Drew Gorton	LS	6-0	210	Sr.-SQ	Fayetteville, Ark. (Fayetteville HS)
32	Jonathan Williams	RB	6-0	223	Sr.-3L	Allen, Texas (Allen HS)
34	Tyler Phillips	LB	6-1	222	Fr.-HS	North Little Rock, Ark. (North Little Rock HS)
35	Dwayne Eugene	LB	6-1	235	So.-1L	Marrero, La. (Archbishop Rummel HS)
36	Jack Kraus	TE	6-5	235	Fr.-RS	Bentonville, Ark. (Bentonville HS)
37	Toby Baker	P	6-3	202	Jr.-SQ	Memphis, Tenn. (Memphis University HS)
37	Damani Carter	FB	6-0	232	Fr.-HS	Fayetteville, Ark. (Fayetteville HS)
38	Reid Miller	DB	5-9	193	Fr.-HS	Hollidaysburg, Pa. (IMG Academy [Fla.])
38	Jace Pitchford	WR	5-11	191	Fr.-RS	Poteau, Okla. (Poteau HS)
39	Juan Day	RB	6-1	206	Fr.-RS	North Little Rock, Ark. (North Little Rock HS)
39	Byron Keaton	DB	5-10	174	Fr.-HS	Camden, Ark. (Fairview HS)
40	Jamarion Bell	DL	6-5	253	Fr.-HS	Junction City, Ark. (Junction City HS)
40	John Tyson	FB	5-10	225	Fr.-RS	El Dorado, Ark. (Parkers Chapel HS/Southern Arkansas)
41	Chris Jones	FB	5-11	235	So.-1L	DeQueen, Ark. (DeQueen HS)
42	Lane Saling	K	5-8	170	So.-SQ	Owasso, Okla. (Owasso HS)
43	George Madden	LS	6-1	226	Fr.-HS	Blanchard, Okla. (Blanchard HS)
44	Austin Cantrell	TE	6-4	250	Fr.-HS	Roland, Okla. (Roland HS)
44	Kendrick Jackson	FB/LB	6-1	249	Fr.-HS	Haynesville, La. (Haynesville HS)

ALPHABETICAL ROSTER

No	Name	Pos
8	Austin Allen	QB
10	Brandon Allen	QB
50	Josh Allen	OL
16	Troy Allison	QB
19	Anthony Antwine	TE
37	Toby Baker	P
97	Tevin Beanum	DL
68	Austin Beck	OL
40	Jamarion Bell	DL
69	Cordale Boyd	DL
53	Anthony Brown	DL
44	Austin Cantrell	TE
37	Damani Carter	FB
98	Mitch Carter	K
18	Cameron Colbert	WR
20	De'Andre Coley	DB
3	Alex Collins	RB
29	Jared Collins	DB
45	Tyler Colquitt	FB
1	Jared Cornelius	WR
8	Nate Dalton	DB
59	Marcus Danenhauer	OL
39	Juan Day	RB
98	Daytrion Dean	DL
2	DJ Dean	DB
25	Matt Dodson	DB
6	Kendrick Edwards	WR
51	Brooks Ellis	LB
56	Matt Emrich	LS/H
15	Zack English	WR
35	Dwayne Eugene	LB
25	Denzell Evans	RB
16	Cornelius Floyd	DB
91	Hjalte Froholdt	DL
26	Rohan Gaines	DB
62	Johnny Gibson	OL
32	Drew Gorton	LS
11	Will Gragg	TE
18	Derrick Graham	LB
23	Dre Greenlaw	LB
27	Khalia Hackett	LB
95	Jake Hall	DL
71	Jackson Hannah	OL
45	Josh Harris	LB
64	Klint Harvey	OL
4	Keon Hatcher	WR
14	Eric Hawkins	WR
9	Cole Hedlund	K
84	Hunter Henry	TE
93	DeMarcus Hodge	DL
81	Cody Hollister	WR
78	Bijhon Jackson	DL
74	Colton Jackson	OL
44	Kendrick Jackson	FB/LB
8	Blake Johnson	P
94	Taiwan Johnson	DL
41	Chris Jones	FB
39	Byron Keaton	DB
55	Denver Kirkland	OL
54	Reeve Koehler	OL
36	Jack Kraus	TE
55	Jeremiah Ledbetter	DL
99	Brandon Lewis	DL
28	Josh Liddell	DB
89	Mitchell Loewen	DL



NUMERICAL ROSTER

No	Name	Pos	Ht	Wt	Cl/Exp	Hometown (HS/Other)
45	Josh Harris	LB	5-10	220	Fr.-RS	Pine Bluff, Ark. (Watson Chapel HS)
45	Tyler Colquitt	FB	5-10	241	Fr.-RS	Little Rock, Ark. (Pulaski Academy)
46	Alex Voelzke	TE	6-5	253	Sr.-3L	Longview, Texas (Spring Hill HS)
47	Matt Reynolds	LB	6-1	215	So.-SQ	McKinney, Texas (McKinney HS)
48	Adam McFain	K	6-0	187	Jr.-1L	Greenwood, Ark. (Greenwood HS)
48	Deatrich Wise Jr.	DL	6-5	272	Jr.-2L	Carrollton, Texas (Hebron HS)
50	Josh Allen	OL	6-2	300	Fr.-HS	Jacksonville, Fla. (University Christian)
51	Brooks Ellis	LB	6-2	242	Jr.-2L	Fayetteville, Ark. (Fayetteville HS)
53	Anthony Brown	DL	6-3	270	So.-1L	Miami, Fla. (Killian HS)
54	Reeve Koehler	OL	6-3	331	So.-SQ	Kailua, Hawaii (St. Louis School)
54	T.J. Smith	DL	6-3	283	Fr.-HS	Moultrie, Ga. (Colquitt County HS)
55	Denver Kirkland	OL	6-5	340	Jr.-2L	Miami, Fla. (Booker T. Washington HS)
55	Jeremiah Ledbetter	DL	6-3	280	Jr.-TR	Orlando, Fla. (Gainesville [Ga.] HS/Hutchinson [Kan.] CC)
56	Matt Emrich	LS/H	6-3	191	Jr.-2L	El Dorado, Ark. (El Dorado HS)
57	Nicholas Thomas-Smith	LB	5-10	225	Jr.-SQ	Chesterfield, Mo. (Marquette HS)
59	Marcus Danenhauer	OL	6-4	312	Sr.-SQ	Bentonville, Ark. (Bentonville HS)
60	Brian Wallace	OL	6-6	317	Fr.-RS	Florissant, Mo. (Christian Brothers College HS)
62	Johnny Gibson	OL	6-4	330	Fr.-RS	Dumas, Ark. (Dumas HS)
64	Klint Harvey	OL	6-6	344	Fr.-HS	Corning, Ark. (Corning HS)
65	Mitch Smothers	OL	6-3	322	Sr.-3L	Springdale, Ark. (Springdale HS)
68	Austin Beck	OL	6-7	325	Sr.-1L	Nowata, Okla. (Nowata HS)
69	Cordale Boyd	DL	6-3	282	Jr.-2L	Memphis, Tenn. (Ridgeway HS)
70	Dan Skipper	OL	6-10	331	Jr.-2L	Arvada, Colo. (Ralston Valley HS)
71	Jackson Hannah	OL	6-2	293	Fr.-RS	Bentonville, Ark. (Bentonville HS)
72	Frank Ragnow	OL	6-5	312	So.-1L	Chanhassen, Minn. (Chanhassen HS)
73	Sebastian Tretola	OL	6-5	334	Sr.-1L	San Bernardino, Calif. (Cajon HS/Iowa Western CC)
74	Colton Jackson	OL	6-6	303	Fr.-HS	Conway, Ark. (Conway HS)
75	Zach Rogers	OL	6-1	310	Fr.-HS	Carrollton, Texas (Hebron HS)
78	Bijhon Jackson	DL	6-2	325	So.-1L	El Dorado, Ark. (El Dorado HS)
79	Jalen Merrick	OL	6-4	339	Fr.-HS	Oak Hill, Fla. (New Smyrna Beach HS)
80	Drew Morgan	WR	6-0	195	Jr.-2L	Greenwood, Ark. (Greenwood HS)
81	Cody Hollister	WR	6-4	208	Jr.-1L	Bend, Ore. (Mountain View HS/Arizona Western)
82	Luke Rossi	WR	5-11	203	Fr.-RS	Edmond, Okla. (North HS)
83	Jeremy Sprinkle	TE	6-6	255	Jr.-2L	White Hall, Ark. (White Hall HS)
84	Hunter Henry	TE	6-5	253	Jr.-2L	Little Rock, Ark. (Pulaski Academy)
85	CJ O'Grady	TE	6-4	240	Fr.-HS	Fayetteville, Ark. (Fayetteville HS)
86	Armon Watts	DL	6-5	304	Fr.-RS	St. Louis, Mo. (Christian Brothers College HS)
86	Howie Stettmeier	TE	6-4	242	Fr.-HS	Rogers, Ark. (Heritage HS)
87	Dominique Reed	WR	6-3	180	Jr.-TR	Camden, Ark. (Fairview HS/Coffeyville [Kan.] CC)
89	Mitchell Loewen	DL	6-5	275	Sr.-3L	Lahaina, Hawaii (Lahainaluna HS)
89	Jovante Siglar	WR	6-2	180	Jr.-TR	Overland Park, Kan. (Blue Valley North HS/Hutchinson CC)
90	Ke'Tyrus Marks	DL	6-2	295	So.-SQ	West Palm Beach, Fla. (Suncoast HS)
91	Hjalte Froholdt	DL	6-4	299	Fr.-HS	Svendborg, Denmark (IMG Academy [Fla.])
93	DeMarcus Hodge	DL	6-1	340	Sr.-3L	Monroe, La. (Neville HS)
94	Taiwan Johnson	DL	6-2	290	Jr.-1L	Manvel, Texas (Manvel HS)
95	Jake Hall	DL	6-5	270	Fr.-RS	Springdale, Ark. (Har-Ber HS)
96	Karl Roesler	DL	6-1	255	So.-1L	Louisville, Ky. (St. Xavier HS)
97	Tevin Beanum	DL	6-4	280	So.-1L	Forrest City, Ark. (Forrest City HS)
98	Mitch Carter	K	6-0	183	Fr.-HS	Colorado Springs, Colo. (Discovery Canyon HS)
98	Daytrion Dean	DL	6-3	265	Fr.-HS	Fort Smith, Ark. (Northside HS)
99	Brandon Lewis	DL	6-4	279	Jr.-2L	Memphis, Tenn. (Ridgeway HS)

ALPHABETICAL ROSTER

No	Name	Pos
24	Ryder Lucas	DB
43	George Madden	LS
90	Ke'Tyrus Marks	DL
48	Adam McFain	K
13	Davyon McKinney	DB
31	Connor McPherson	RB
79	Jalen Merrick	OL
38	Reid Miller	DB
7	Damon Mitchell	WR
80	Drew Morgan	WR
85	CJ O'Grady	TE
2	Rafe Peavey	QB
16	La'Michael Pettway	WR
34	Tyler Phillips	LB
38	Jace Pitchford	WR
10	Ryan Pulley	DB
72	Frank Ragnow	OL
9	Santos Ramirez	DB
87	Dominique Reed	WR
47	Matt Reynolds	LB
30	Kevin Richardson II	DB
17	Jojo Robinson	WR
96	Karl Roesler	DL
75	Zach Rogers	OL
82	Luke Rossi	WR
42	Lane Saling	K
29	Chris Saunders	WR
89	Jovante Siglar	WR
70	Dan Skipper	OL
54	T.J. Smith	DL
65	Mitch Smothers	OL
83	Jeremy Sprinkle	TE
86	Howie Stettmeier	TE
13	Deon Stewart	WR
5	Ty Storey	QB
15	Willie Sykes	DB
57	Nicholas Thomas-Smith	LB
31	Scotty Thurman	DB
5	Henre' Toliver	DB
9	Ricky Town	QB
73	Sebastian Tretola	OL
40	John Tyson	FB
46	Alex Voelzke	TE
24	Kody Walker	RB
60	Brian Wallace	OL
86	Armon Watts	DL
32	Jonathan Williams	RB
21	Josh Williams	LB
22	Rawleigh Williams III	RB
6	JaMichael Winston	DL
48	Deatrich Wise Jr.	DL

PRONUNCIATIONS

PLAYERS

Cordale (COR-dell) Boyd
 Marcus Danenhauer (DANNON-hower)
 Juan (JOO-wahn) Day
 Daytrion (DAY-tree-on) Dean
 Matt Emrich (EM-rick)
 Hjalte (YELL-duh) Froholdt (FRO-holt)
 Rohan (ROW-hahn) Gaines
 Khalia (KUH-lee-uh) Hackett
 Bijhon (BEE-jhon) Jackson
 Josh Liddell (LUH-dell)

Mitchell Loewen (LAY-ven)
 Reeve Koehler (COLE-er)
 Ke'Tyrus (kuh-TIE-rus) Marks
 Davyon (DAVE-ee-on) McKinney
 Frank Ragnow (RAG-now)
 Karl Roesler (ROSS-ler)
 Henre' (ON-ray) Toliver
 Sebastian Tretola (TRUH-toll-uh)
 Alex Voelzke (VOHL-skee)
 Deatrich (DEE-trich) Wise Jr.

COACHES

Bret Bielema (BEE-luh-muh)
 Dan Enos (EE-nohs)
 Vernon Hargreaves (HAR-graves)
 Barry Lunney (LUHN-ee) Jr.
 Rory Segrest (SEE-grest)
 Jemal (JAMAL) Singleton

FOOTBALL STAFF

Coaching Staff

Bret Bielema | Head Coach
Dan Enos | Offensive Coord. / QBs
Robb Smith | Defensive Coord. / Secondary
Sam Pittman | Assoc. HC / Recruiting Coord. / OL
Jemal Singleton | Special Teams Coord. / RBs
Vernon Hargreaves | Linebackers
Clay Jennings | Defensive Backs
Barry Lunney Jr. | Tight Ends
Rory Segrest | Defensive Line / Specialists
Michael Smith | Wide Receivers

Graduate Assistants

Alfred Davis | Defense
Pat Doherty | Offense
Aaron Henry | Defense
Eric Mateos | Offense

Quality Control

Tanner Burns | Special Teams
Michael Conrad | Defense
John Roberts | Offense

Support Staff

Ben Herbert | Strength & Conditioning
Mark Taurisani | Football Operations
EK Franks | Recruiting
Matt Engelbert | Video
Matt Summers | Athletic Training
Bobby Allen | HS/NFL Relations



GAME 7: AUBURN

OCT. 24 | DONALD W. REYNOLDS RAZORBACK STADIUM



AUSTIN ALLEN **8**
 Sophomore | Quarterback
 6-1 | 210
 Fayetteville, Ark.
 Fayetteville HS

- Serving as backup quarterback for second straight season.
- Father, Bobby, is on staff (Director of HS/NFL Relations).
- Brother, Brandon, is starting quarterback.

CAREER HIGHS

Attempts: 9, Nicholls (9/6/14)
 Completions: 4, Nicholls (9/16/14)
 Passing Yards: 72, Nicholls (9/6/14)
 Pass TDs: None
 Rush Yards: 18, Nicholls (9/6/14)

A. ALLEN'S 2015 GAME-BY-GAME PASSING

	GP/GS	COMP	ATT	PCT	YDS	TD	INT	LNG
UTEP	1/0	0	2	0.0	0	0	0	0
TOL	0/0	0	0	0.0	0	0	0	0
TxTECH	0/0	0	0	0.0	0	0	0	0
vs TAMU	0/0	0	0	0.0	0	0	0	0
at TEN	0/0	0	0	0.0	0	0	0	0
at ALA	0/0	0	0	0.0	0	0	0	0
AUB								
UTM								
at MISS								
at LSU								
MSU								
MIZZ								
TOTAL	1/0	0	2	0.0	0	0	0	0

A. ALLEN'S CAREER PASSING

	GP/GS	COMP	ATT	PCT	YDS	TD	INT	LNG
2015	1/0	0	2	0.0	0	0	0	0
2014	5/0	8	16	50.0	153	0	1	33
TOTAL	6/0	8	18	44.4	153	0	1	33

A. ALLEN'S 2015 GAME-BY-GAME RUSHING

	GP/GS	ATT	YDS	AVG	TD	LNG
UTEP	1/0	0	0	0.0	0	0
TOL	0/0	0	0	0.0	0	0
TxTECH	0/0	0	0	0.0	0	0
vs TAMU	0/0	0	0	0.0	0	0
at TEN	0/0	0	0	0.0	0	0
at ALA	0/0	0	0	0.0	0	0
AUB						
UTM						
at MISS						
at LSU						
MSU						
MIZZ						
TOTAL	1/0	0	0	0.0	0	0

A. ALLEN'S CAREER RUSHING

	GP/GS	ATT	YDS	AVG	TD	LNG
2015	1/0	0	0	0.0	0	0
2014	5/0	7	4	0.6	1	7
TOTAL	6/0	7	4	0.6	1	7



BRANDON ALLEN **10**
 Senior | Quarterback
 6-2 | 210
 Fayetteville, Ark.
 Fayetteville HS

- Has at least one touchdown pass in eight of his last nine games.
- Started 31 career games - more than any QB in the SEC.
- Will make his 28th straight start Saturday vs. Auburn - the most consecutive starts by an Arkansas QB in program history (since 1992).
- 6th all-time in career TD passes (44).
- 7th all-time in passing yards (5,559).
- His 52 attempts and 412 passing yards vs. Toledo are the most in a game in the SEC this year.
- Elected team captain by his teammates.

CAREER HIGHS

Attempts: 53, Toledo (9/12/15)
 Completions: 32, Toledo (9/12/15)
 Passing Yards: 412, Toledo (9/12/15)
 Pass TDs: 4, (2x) last vs. UTEP (9/5/15)
 Rush Yards: 35, Texas A&M (9/26/15)

B. ALLEN'S 2015 GAME-BY-GAME PASSING

	GP/GS	COMP	ATT	PCT	YDS	TD	INT	LNG
UTEP	1/1	14	18	77.8	308	4	0	58
TOL	1/1	32	53	60.4	412	0	1	28
TxTECH	1/1	16	21	76.2	196	2	1	34
vs TAMU	1/1	20	25	80.0	225	1	1	38
at TEN	1/1	11	24	46.0	219	1	0	52
at ALA	1/1	15	32	47.0	176	2	1	54
AUB								
UTM								
at MISS								
at LSU								
MSU								
MIZZ								
TOTAL	6/6	108	173	62.4	1,536	10	4	58

B. ALLEN'S CAREER PASSING

	GP/GS	COMP	ATT	PCT	YDS	TD	INT	LNG
2015	6/6	108	173	62.4	1,536	10	4	58
2014	13/13	190	339	56.0	2,285	20	5	54
2013	11/11	128	258	49.6	1,552	13	10	52
2012	5/1	21	49	42.9	186	1	3	30
TOTAL	35/31	447	819	54.6	5,559	44	22	58

B. ALLEN'S 2015 GAME-BY-GAME RUSHING

	GP/GS	ATT	YDS	AVG	TD	LNG
UTEP	1/1	1	-1	-1.0	0	-1
TOL	1/1	3	23	7.7	0	10
TxTECH	1/1	6	22	3.7	0	7
vs TAMU	1/1	8	35	4.4	0	17
at TEN	1/1	6	23	3.8	0	8
at ALA	1/1	7	6	0.9	0	8
AUB						
UTM						
at MISS						
at LSU						
MSU						
MIZZ						
TOTAL	6/6	31	108	3.5	0	17

B. ALLEN'S CAREER RUSHING

	GP/GS	ATT	YDS	AVG	TD	LNG
2015	6/6	31	108	3.5	0	17
2014	13/13	42	0	0.0	2	21
2013	11/11	29	29	1.0	1	14
2012	5/1	8	-3	-0.4	0	27
TOTAL	35/31	110	134	1.2	3	27



TOBY BAKER **37**
 Junior | Punter
 6-3 | 202
 Memphis, Tenn.
 Memphis University HS

- His 10 punts for 402 yards at Alabama (10/10/15) are tied for third most and fifth most in a game by an Arkansas punter.
- Patiently waited to start in his fourth season with the Razorbacks.
- Was a high school quarterback and gives Arkansas another dimension on fake punts.
- Also serves as the backup holder.

CAREER HIGHS

Punts: 10, at Alabama (10/10/15)
 Punt Yards: 402, at Alabama (10/10/15)
 Long: 50, (3x) last at Tennessee (10/3/15)

T. BAKER'S 2015 GAME-BY-GAME PUNTING

	NO	YDS	AVG	LNG	BLKD	TB	FC	50+	I20
UTEP	1	35	35.0	35	0	0	0	0	1
TOL	1	38	38.0	38	0	0	1	0	0
TxTECH	1	49	49.0	49	0	0	0	0	0
vs TAMU	3	109	36.3	50	0	1	2	1	2
at TEN	5	209	41.8	50	0	0	1	2	2
at ALA	10	402	40.2	49	0	0	7	0	5
AUB									
UTM									
at MISS									
at LSU									
MSU									
MIZZ									
TOTAL	21	842	40.1	50	0	1	11	3	10

T. BAKER'S CAREER PUNTING

	NO	YDS	AVG	LNG	BLKD	TB	FC	50+	I20
2015	21	842	40.1	50	0	1	11	3	10
2014	1	36	36.0	36	0	0	0	0	0
TOTAL	22	878	39.9	50	0	1	11	3	10



TEVIN BEANUM 97

Sophomore | Defensive Lineman
6-4 | 280
Forrest City, Ark.
Forrest City HS

- Started two of the last three games.
- Posted a career day in his third start of the season at Tennessee, tallying five tackles including 2.0 for loss and recording a sack.
- Tied for the team lead in sacks (1.5).
- 7th on the team in tackles (17).
- Participated in 12 of 13 games last season.

CAREER HIGHS

Tackles: 5, at Tennessee (10/3/15)
Tackles For Loss: 2.0, at Tennessee (10/3/15)
Sacks: 1.0, at Tennessee (10/3/15)
Forced Fumbles: 1, at Auburn (8/30/14)
QB Hurries: 2, Nicholls (9/6/14)

T. BEANUM'S 2015 GAME-BY-GAME STATISTICS

	GP/GS	U-A-ToT	TFL-YDS	SCK-YDS	FF-FR	QBH
UTEP	1/1	0-2-2	0.5-1	0.0-0	0-0	0
TOL	1/0	0-0-0	0.0-0	0.0-0	0-0	0
TxTECH	1/0	1-3-4	0.0-0	0.0-0	0-0	0
vs TAMU	1/1	1-3-4	0.5-2	0.5-2	0-0	0
at TEN	1/1	3-2-5	2.0-11	1.0-8	0-1	0
at ALA	1/0	1-1-2	0.0-0	0.0-0	0-0	0
AUB						
UTM						
at MISS						
at LSU						
MSU						
MIZZ						
TOTAL	6/3	6-11-17	3.0-14	1.5-10	0-1	0

T. BEANUM'S CAREER STATISTICS

	GP/GS	U-A-ToT	TFL-YDS	SCK-YDS	FF-FR	QBH
2015	6/3	6-11-17	3.0-14	1.5-10	0-1	0
2014	12/0	4-7-11	2.0-4	0.0-0	1-1	4
TOTAL	18/3	10-18-28	5.0-18	1.5-10	1-2	4



ALEX COLLINS 3

Junior | Running Back
5-11 | 215
Fort Lauderdale, Fla.
South Plantation HS

- Rushed for 150-plus yards in three of the last four games.
- Has 78 career runs of 10+ yards.
- Ranks second in the SEC and eighth nationally in rushing yards versus ranked teams (231).
- 7th all-time in career rushing (2,808).
- T-6th all-time in 100-yard games (11).
- Doak Walker Award Watch List.

CAREER HIGHS

Attempts: 28, Texas Tech (9/19/15)
Rush Yards: 212, at Texas Tech (9/13/14)
Rush TDs: 3, Nicholls (9/6/14)
Receptions: 5, at Florida (10/5/13)
Receiving Yards: 45, at Florida (10/5/13)

A. COLLINS' 2015 GAME-BY-GAME RUSHING

	GP/GS	ATT	YDS	AVG	TD	LNG
UTEP	1/1	12	127	10.6	1	70
TOL	1/1	20	54	2.7	1	21
TxTECH	1/1	28	170	6.1	1	26
vs TAMU	1/1	26	151	5.8	1	16
at TEN	1/1	27	154	5.7	2	29
at ALA	1/1	12	26	2.2	0	5
AUB						
UTM						
at MISS						
at LSU						
MSU						
MIZZ						
TOTAL	6/6	125	682	5.5	6	70

A. COLLINS' CAREER RUSHING


	GP/GS	ATT	YDS	AVG	TD	LNG
2015	6/6	125	682	5.5	6	70
2014	13/2	204	1,100	5.4	12	84
2013	12/0	190	1,026	5.4	4	55
TOTAL	31/8	519	2,808	5.4	22	84

A. COLLINS' 2015 GAME-BY-GAME RECEIVING

	GP/GS	REC	YDS	AVG	TD	LNG
UTEP	1/1	0	0	0.0	0	0
TOL	1/1	2	9	4.5	0	7
TxTECH	1/1	1	9	9.0	0	9
vs TAMU	1/1	0	0	0.0	0	0
at TEN	1/1	0	0	0.0	0	0
at ALA	1/1	1	4	4.0	0	4
AUB						
UTM						
at MISS						
at LSU						
MSU						
MIZZ						
TOTAL	6/6	4	22	5.5	0	9

A. COLLINS' CAREER RECEIVING

	GP/GS	REC	YDS	AVG	TD	LNG
2015	6/6	4	22	5.5	0	9
2014	13/2	3	9	3.0	0	5
2013	12/0	11	63	5.7	0	30
TOTAL	31/8	18	94	5.2	0	30



JARED COLLINS 29

Junior | Defensive Back
5-11 | 172
Tulsa, Okla.
Booker T. Washington HS

- Started 20 of the past 21 games.
- Has a pass breakup in nine of his 20 career starts.
- Tied for the SEC lead with 13 pass breakups last year as a sophomore, his first as a starter.
- His 13 pass breakups in 2014 also tied for 12th nationally.
- Very good in run support despite his small frame - led Arkansas' cornerbacks with 53 tackles last year.

CAREER HIGHS

Tackles: 10, at Missouri (11/28/14)
Tackles For Loss: 3.0, UAB (10/25/14)
Fumbles Forced: 1, (3x) last at Tennessee (10/3/15)
Interceptions: 1, (2x) last vs. Texas Tech (9/19/15)
Pass Breakups: 4, LSU (11/15/14)

J. COLLINS' 2015 GAME-BY-GAME STATISTICS

	GP/GS	U-A-ToT	TFL-YDS	FF	FR-YDS	INT-YDS	BRUP
UTEP	1/1	2-0-2	0.0-0	0	0-0	0-0	0
TOL	1/1	2-1-3	0.0-0	0	0-0	0-0	0
TxTECH	1/1	1-1-2	0.0-0	0	0-0	1-0	0
vs TAMU	1/1	1-2-3	0.0-0	0	0-0	0-0	0
at TEN	1/1	3-1-4	0.0-0	1	0-0	0-0	1
at ALA	1/1	3-0-3	0.0-0	0	0-0	0-0	0
AUB							
UTM							
at MISS							
at LSU							
MSU							
MIZZ							
TOTAL	6/6	12-5-17	0.0-0	1	0-0	1-0	1

J. COLLINS' CAREER STATISTICS

	GP/GS	U-A-ToT	TFL-YDS	FF	FR-YDS	INT-YDS	BRUP
2015	6/6	12-5-17	0.0-0	1	0-0	1-0	1
2014	13/12	39-14-53	4.0-23	1	0-0	0-0	13
2013	11/2	13-14-27	1.0-1	1	0-0	1-0	2
TOTAL	30/20	64-33-97	5.0-24	3	0-0	2-0	16



GAME 7: AUBURN

OCT. 24 | DONALD W. REYNOLDS RAZORBACK STADIUM



DJ DEAN

Junior | Defensive Back
5-11 | 202
Newton, Texas
Newton HS

2

- Has started 13 consecutive games.
- Tied for the team lead in tackles for loss (4.5).
- Tied with Henre' Toliver for the active team leader in career interceptions with three.
- Picked off third career pass in the first half against Texas Tech.
- Played all 13 games and started six last year.
- Very athletic corner who will challenge receivers at the line of scrimmage.

CAREER HIGHS

Tackles: 5, at Tennessee (10/3/15)
Tackles For Loss: 1.0, at Alabama (10/10/15)
Interceptions: 1, (3x) last vs. Texas Tech (9/15/15)
Pass Breakups: 1, (11x) last at Tennessee (10/3/15)

D. DEAN'S 2015 GAME-BY-GAME STATISTICS

	GP/GS	U-A-ToT	TFL-YDS	FF	FR-YDS	INT-YDS	BRUP
UTEP	1/1	1-0-1	0.0-0	0	0-0	0-0	0
TOL	1/1	2-1-3	0.0-0	0	0-0	0-0	1
TxTECH	1/1	2-0-2	0.0-0	0	0-0	1-0	0
vs TAMU	1/1	1-0-1	0.0-0	0	0-0	0-0	0
at TEN	1/1	2-3-5	0.0-0	0	0-0	0-0	1
at ALA	1/1	3-0-3	1.0-2	0	0-0	0-0	0
AUB							
UTM							
at MISS							
at LSU							
MSU							
MIZZ							
TOTAL	6/6	11-4-15	1.0-2	0	0-0	1-0	2

D. DEAN'S CAREER STATISTICS

	GP/GS	U-A-ToT	TFL-YDS	FF	FR-YDS	INT-YDS	BRUP
2015	6/6	11-4-15	1.0-2	0	0-0	1-0	2
2014	13/6	11-12-23	0.0-0	0	0-0	2-9	5
2013	12/2	5-4-9	0.0-0	0	0-0	0-0	4
TOTAL	31/14	27-20-47	1.0-2	0	0-0	3-9	11

D. DEAN'S 2015 GAME-BY-GAME PUNT RETURNS

	GP/GS	NO	YDS	AVG	TD	LNG
UTEP	1/1	0	0	0.0	0	0
TOL	1/1	0	0	0.0	0	0
TxTECH	1/1	0	0	0.0	0	0
vs TAMU	1/1	1	45	45.0	0	45
at TEN	1/1	1	12	12.0	0	12
at ALA	1/1	2	11	5.5	0	11
AUB						
UTM						
at MISS						
at LSU						
MSU						
MIZZ						
TOTAL	6/6	4	68	17.0	0	45

D. DEAN'S CAREER PUNT RETURNS

	GP/GS	NO	YDS	AVG	TD	LNG
2015	6/6	4	68	17.0	0	45
2014	13/6	11	121	11.0	0	63
2013	12/2	0	0	0.0	0	0
TOTAL	31/14	15	189	12.6	0	63



BROOKS ELLIS

Junior | Linebacker
6-2 | 242
Fayetteville, Ark.
Fayetteville HS

51

- His 13 solo tackles at Alabama are tied for fifth most in a game in the country and most in the SEC this season.
- His 15 tackles at Alabama (10/10/15) are the most in a game since Martrell Spaight had 15 at Missouri on 11/28/14.
- Leads the team with 49 total tackles.
- Has 8 or more tackles eight times in his career, highlighted by five double figure performances.
- Started 11 games last season at Mike LB, missing two due to injury.

CAREER HIGHS

Tackles: 15, at Alabama (10/10/15)
Tackles For Loss: 2.5, (2x) last at Alabama (10/10/15)
Sacks: 0.5, (2x) last vs. Texas (12/29/14)
Forced Fumbles: 1, (2x) last vs. Texas (12/29/14)
Interceptions: 1, (2x) last vs. Ole Miss (11/22/14)

B. ELLIS' 2015 GAME-BY-GAME STATISTICS

	GP/GS	U-A-ToT	TFL-YDS	SCK-YDS	FF-FR	INT-YDS
UTEP	1/1	1-6-7	1.0-2	0.0-0	0-0	0-0
TOL	1/1	2-5-7	0.0-0	0.0-0	0-0	0-0
TxTECH	1/1	6-6-12	0.5-1	0.0-0	0-0	0-0
vs TAMU	1/1	2-0-2	0.0-0	0.0-0	0-0	0-0
at TEN	1/1	2-4-6	0.5-1	0.0-0	0-0	0-0
at ALA	1/1	13-2-15	2.5-4	0.0-0	0-0	0-0
AUB						
UTM						
at MISS						
at LSU						
MSU						
MIZZ						
TOTAL	6/6	26-23-49	4.5-8	0.0-0	0-0	0-0

B. ELLIS' CAREER STATISTICS

	GP/GS	U-A-ToT	TFL-YDS	SCK-YDS	FF-FR	INT-YDS
2015	6/6	26-23-49	4.5-8	0.0-0	0-0	0-0
2014	11/11	29-43-72	5.5-13	0.5-4	2-0	2-63
2013	12/4	12-21-33	2.0-3	0.5-1	0-0	0-0
TOTAL	29/21	67-87-154	12.0-24	1.0-5	2-0	2-63



ROHAN GAINES

Senior | Defensive Back
5-11 | 195
Bainbridge, Ga.
Bainbridge HS

26

- Tallied his 200th career tackle at Alabama (10/10/15).
- Most experienced player on the Razorback defense with 40 games played and 32 career starts.
- 10 tackles vs. Texas Tech marked the third double-digit performance of his career.
- Known for his big-play ability, has made several highlight-reel hits and returned an interception for a 100-yard TD vs. Ole Miss last year.

CAREER HIGHS

Tackles: 11, Alabama (9/15/12)
Tackles For Loss: 1.0, at Missouri (11/28/14)
Interceptions: 1, Ole Miss (11/22/14)
Pass Breakups: 3, at South Carolina (11/10/12)

R. GAINES' 2015 GAME-BY-GAME STATISTICS

	GP/GS	U-A-ToT	TFL-YDS	FF	FR-YDS	INT-YDS	BRUP
UTEP	1/1	1-2-3	0.5-0	0	0-0	0-0	0
TOL	1/1	2-2-4	0.0-0	0	0-0	0-0	1
TxTECH	1/1	6-4-10	0.0-0	0	0-0	0-0	0
vs TAMU	1/1	2-2-4	0.0-0	0	0-0	0-0	0
at TEN	1/1	5-0-5	0.0-0	0	0-0	0-0	0
at ALA	1/1	6-1-7	0.0-0	0	0-0	0-0	0
AUB							
UTM							
at MISS							
at LSU							
MSU							
MIZZ							
TOTAL	6/6	22-11-33	0.5-0	0	0-0	0-0	1

R. GAINES' CAREER STATISTICS

	GP/GS	U-A-ToT	TFL-YDS	FF	FR-YDS	INT-YDS	BRUP
2015	6/6	22-11-33	0.5-0	0	0-0	0-0	1
2014	12/10	29-30-59	1.0-4	1	1-0	1-100	5
2013	10/5	18-15-33	1.0-2	0	1-1	0-0	1
2012	12/11	46-29-75	0.0-0	1	0-0	0-0	4
TOTAL	40/32	115-85-200	2.5-6	2	2-1	1-100	11

GAME 7: AUBURN

OCT. 24 | DONALD W. REYNOLDS RAZORBACK STADIUM



DRE GREENLAW

Freshman | Linebacker
6-0 | 222
Fayetteville, Ark.
Fayetteville HS

23

- Leads all SEC freshmen with 37 tackles.
- Inserted into the starting lineup against Texas Tech.
- Has led Arkansas in tackles two of the last three games.
- Tied with Ellis for a team-best 23 tackles over the last three contests.
- Recorded nine tackles in his first career start against Texas Tech (9/19/15).

CAREER HIGHS

Tackles: 10, at Tennessee (10/3/15)
Tackles For Loss: 1.0, (2x) last at Tennessee (10/3/15)
Sacks: None
Forced Fumbles: None
Interceptions: None

D. GREENLAW'S 2015 GAME-BY-GAME STATISTICS

	GP/GS	U-A-ToT	TFL-YDS	SCK-YDS	FF-FR	INT-YDS
UTEP	1/0	2-3-5	0.0-0	0.0-0	0-0	0-0
TOL	1/0	0-0-0	0.0-0	0.0-0	0-0	0-0
TxTECH	1/1	6-3-9	0.0-0	0.0-0	0-0	0-0
vs TAMU	1/1	2-3-5	1.0-3	0.0-0	0-0	0-0
at TEN	1/1	5-5-10	1.0-2	0.0-0	0-0	0-0
at ALA	1/1	6-2-8	0.0-0	0.0-0	0-0	0-0
AUB						
UTM						
at MISS						
at LSU						
MSU						
MIZZ						
TOTAL	6/4	21-16-37	2.0-5	0.0-0	0-0	0-0

D. GREENLAW'S CAREER STATISTICS

	GP/GS	U-A-ToT	TFL-YDS	SCK-YDS	FF-FR	INT-YDS
2015	6/4	21-16-37	2.0-5	0.0-0	0-0	0-0
TOTAL	6/4	21-16-37	2.0-5	0.0-0	0-0	0-0



COLE HEDLUND

Redshirt Freshman | Kicker
5-10 | 165
Argyle, Texas
Argyle HS

9

- Was a Parade All-American and widely considered the best prep kicker in the nation at Argyle HS.
- Redshirted last year as he built strength and improved his consistency.
- Won the place-kicking job in fall camp with an impressive showing.

CAREER HIGHS

Field Goals Made: 2, UTEP (9/5/15)
Longest Field Goal: 27, UTEP (9/5/15)

C. HEDLUND'S 2015 GAME-BY-GAME KICKING

	GP	FGM	FGA	LNG	PATs
UTEP	1	2	2	27	6
TOL	1	1	2	25	1
TxTECH	1	1	2	22	3
vs TAMU	1	0	0	0	3
at TEN	1	1	2	26	3
at ALA	1	0	0	0	2
AUB					
UTM					
at MISS					
at LSU					
MSU					
MIZZ					
TOTAL	6	5	8	27	18

C. HEDLUND'S CAREER KICKING

	GP	FGM	FGA	LNG	PATs
2015	6	5	8	27	18
TOTAL	6	5	8	27	18



HUNTER HENRY

Junior | Tight End
6-5 | 253
Little Rock, Ark.
Pulaski Academy

84

- Leads all SEC TEs with 86 receptions over the past two-plus seasons.
- Has a reception in 16 straight games and 28 of 31 career games.
- Two of his three career 100-yard games have come against SEC opponents.
- Named to the John Mackey Award Midseason Watch List and first-team All-American selection by multiple outlets.

CAREER HIGHS

Receptions: 8, Toledo (9/12/15)
Receiving Yards: 117, Toledo (9/12/15)
Receiving TDs: 2, at LSU (11/29/13)

H. HENRY'S 2015 GAME-BY-GAME RECEIVING

	GP/GS	REC	YDS	AVG	TD	LNG
UTEP	1/1	2	42	21.0	0	38
TOL	1/1	8	117	14.6	0	18
TxTECH	1/1	4	32	8.0	1	12
vs TAMU	1/1	3	15	5.0	0	9
at TEN	1/1	3	62	21.0	0	51
at ALA	1/1	1	18	18.0	0	18
AUB						
UTM						
at MISS						
at LSU						
MSU						
MIZZ						
TOTAL	6/6	21	286	13.6	1	51

H. HENRY'S CAREER RECEIVING

	GP/GS	REC	YDS	AVG	TD	LNG
2015	6/6	21	286	13.6	1	51
2014	13/10	37	513	13.9	2	38
2013	12/7	28	409	14.6	4	52
TOTAL	31/23	86	1,208	14.0	7	52



UNCOMMON LOYALTY

GAME 7: AUBURN

OCT. 24 | DONALD W. REYNOLDS RAZORBACK STADIUM



DEMARCUS HODGE 93

Senior | Defensive Lineman
6-1 | 340
Monroe, La.
Neville HS

- Tied for the team lead in tackles for loss (4.5).
- Fifth-year senior who started his first career game in this year's season opener.
- Significantly improved his stamina by buying into the offseason strength and conditioning program.

CAREER HIGHS

Tackles: 6, Ole Miss (11/9/13)
Tackles For Loss: 2.0, UTEP (9/5/15)
Sacks: 1.0, (2x) last vs. UTEP (9/5/15)
Forced Fumbles: 1, Nicholls (9/6/15)
QB Hurries: 1, Mississippi State (11/23/13)

D. HODGE'S 2015 GAME-BY-GAME STATISTICS

	GP/GS	U-A-ToT	TFL-YDS	SCK-YDS	FF-FR	QBH
UTEP	1/1	1-2-3	2.0-9	1.0-6	0-0	0
TOL	1/1	3-0-3	1.0-5	0.0-0	0-0	0
TxTECH	1/1	0-2-2	0.5-0	0.0-0	0-0	0
vs TAMU	1/1	0-0-0	0.0-0	0.0-0	0-0	0
at TEN	1/1	2-1-3	0.0-0	0.0-0	0-0	0
at ALA	1/1	4-0-4	1.0-3	0.0-0	0-0	0
AUB						
UTM						
at MISS						
at LSU						
MSU						
MIZZ						
TOTAL	6/6	10-5-15	4.5-17	1.0-6	0-0	0

D. HODGE'S CAREER STATISTICS

	GP/GS	U-A-ToT	TFL-YDS	SCK-YDS	FF-FR	QBH
2015	6/6	10-5-15	4.5-17	1.0-6	0-0	0
2014	12/0	2-3-5	1.5-7	0.0-0	1-0	0
2013	11/0	13-14-27	2.5-13	1.0-10	0-0	1
2012	3/0	1-1-2	0.5-1	0.0-0	0-0	0
TOTAL	32/6	26-23-49	9.0-38	2.0-16	1-0	1



TAIWAN JOHNSON 94

Junior | Defensive Lineman
6-2 | 290
Manvel, Texas
Manvel HS

- Has started 19 consecutive games.
- Added nearly 40 pounds of muscle during the offseason and shifts from "tilt" nose guard position to a more traditional defensive tackle.
- Had 4.5 sacks in 2014, the most of any Razorback returner.

CAREER HIGHS

Tackles: 4, (3x) last at Alabama (10/10/15)
Tackles For Loss: 3.0, Nicholls State (9/6/14)
Sacks: 2.5, Nicholls State (9/6/14)
Forced Fumbles: None
QB Hurries: 1, (2x) last at Tennessee (10/3/15)

T. JOHNSON'S 2015 GAME-BY-GAME STATISTICS

	GP/GS	U-A-ToT	TFL-YDS	SCK-YDS	FF-FR	QBH
UTEP	1/1	0-0-0	0.0-0	0.0-0	0-0	0
TOL	1/1	0-1-1	0.0-0	0.0-0	0-0	0
TxTECH	1/1	1-2-3	0.0-0	0.0-0	0-0	0
vs TAMU	1/1	1-0-1	0.0-0	0.0-0	0-0	0
at TEN	1/1	0-0-0	0.0-0	0.0-0	0-0	1
at ALA	1/1	2-2-4	1.5-4	0.0-0	0-0	0
AUB						
UTM						
at MISS						
at LSU						
MSU						
MIZZ						
TOTAL	6/6	4-5-9	1.5-4	0.0-0	0-0	1

T. JOHNSON'S CAREER STATISTICS

	GP/GS	U-A-ToT	TFL-YDS	SCK-YDS	FF-FR	QBH
2015	6/6	4-5-9	1.5-4	0.0-0	0-0	1
2014	13/13	15-11-26	8.0-45	4.5-35	0-2	1
2013	3/0	1-3-4	0.0-0	0.0-0	0-0	0
TOTAL	22/19	20-19-39	9.5-49	4.5-35	0-2	2



JEREMIAH LEDBETTER 55

Junior | Defensive Lineman
6-3 | 280
Orlando, Fla.
Hutchinson CC / Gainesville HS

- First-year player who ranks fifth among all SEC newcomers and tied for sixth among SEC defensive lineman with 32 tackles.
- Led Arkansas with eight tackles in the season opener and was inserted into the starting lineup the next game.
- No. 1 ranked JUCO strong side defensive end by Rivals.com.

CAREER HIGHS


Tackles: 8, UTEP (9/5/15)
Tackles For Loss: 2.0, Texas A&M (9/26/15)
Sacks: None
Forced Fumbles: None
QB Hurries: 1, at Tennessee (10/3/15)

J. LEDBETTER'S 2015 GAME-BY-GAME STATISTICS

	GP/GS	U-A-ToT	TFL-YDS	SCK-YDS	FF-FR	QBH
UTEP	1/0	3-5-8	0.5-1	0.0-0	0-0	0
TOL	1/1	3-3-6	1.0-2	0.0-0	0-0	0
TxTECH	1/1	1-3-4	0.0-0	0.0-0	0-0	0
vs TAMU	1/1	3-1-4	2.0-7	0.0-0	0-0	0
at TEN	1/1	1-4-5	0.5-1	0.0-0	0-0	1
at ALA	1/1	3-2-5	0.0-0	0.0-0	0-0	0
AUB						
UTM						
at MISS						
at LSU						
MSU						
MIZZ						
TOTAL	6/5	14-18-32	4.0-11	0.0-0	0-0	1

J. LEDBETTER'S CAREER STATISTICS

	GP/GS	U-A-ToT	TFL-YDS	SCK-YDS	FF-FR	QBH
2015	6/5	14-18-32	4.0-11	0.0-0	0-0	1
TOTAL	6/5	14-18-32	4.0-11	0.0-0	0-0	1



JOSH LIDDELL 28

Sophomore | Defensive Back
6-1 | 210
Pine Bluff, Ark.
Dollarway Senior HS

- Made his first career interception at Alabama (10/10/15).
- Is the primary communicator on the back end for the Razorbacks.
- Has transformed his body since arriving on campus and is now a sculpted 210-pound athlete.
- Played quarterback in high school.

CAREER HIGHS

Tackles: 6, Toledo (9/12/15)
Tackles For Loss: 0.5, UTEP (9/5/15)
Interceptions: 1, at Alabama (10/10/15)
Pass Breakups: 1, at Texas Tech (9/13/14)

J. LIDDELL'S 2015 GAME-BY-GAME STATISTICS

	GP/GS	U-A-ToT	TFL-YDS	FF	FR-YDS	INT-YDS	BRUP
UTEP	1/1	0-3-3	0.5-1	0	0-0	0-0	0
TOL	1/1	2-4-6	0.0-0	0	0-0	0-0	0
TxTECH	1/1	3-0-3	0.0-0	0	0-0	0-0	0
vs TAMU	1/0	1-0-1	0.0-0	0	0-0	0-0	0
at TEN	1/0	0-0-0	0.0-0	0	0-0	0-0	0
at ALA	1/0	0-0-0	0.0-0	0	0-0	1-0	0
AUB							
UTM							
at MISS							
at LSU							
MSU							
MIZZ							
TOTAL	6/3	6-7-13	0.5-1	0	0-0	1-0	0

J. LIDDELL'S CAREER STATISTICS

	GP/GS	U-A-ToT	TFL-YDS	FF	FR-YDS	INT-YDS	BRUP
2015	6/3	6-7-13	0.5-1	0	0-0	1-0	0
2014	12/2	4-8-12	0.0-0	0	0-0	0-0	1
TOTAL	18/5	10-15-25	0.5-1	0	0-0	1-0	1



DREW MORGAN 80

Junior | Wide Receiver
6-0 | 195
Greenwood, Ark.
Greenwood HS

- Has caught a pass of 20+ yards in five of six games this season.
- First Arkansas player with back-to-back 100-yard games vs. SEC opponents since 2006.
- Has 21 receptions the last four games compared to 16 over his first career 25 contests.
- 155 yards vs. Texas A&M are the third-most in the SEC this year.
- Out of his 37 career catches, 26 have gone for first downs.

CAREER HIGHS

Receptions: 8, Texas A&M (9/26/15)
Receiving Yards: 155, Texas A&M (9/26/15)
Receiving TDs: 1, (5x) last at Alabama (10/10/15)

D. MORGAN'S 2015 GAME-BY-GAME RECEIVING

	GP/GS	REC	YDS	AVG	TD	LNG
UTEP	1/0	1	26	26.0	1	26
TOL	1/0	5	77	15.4	0	28
TxTECH	1/1	4	45	11.25	1	24
vs TAMU	1/1	8	155	19.4	1	38
at TEN	1/1	5	110	22.0	0	52
at ALA	1/1	4	15	3.8	1	7
AUB						
UTM						
at MISS						
at LSU						
MSU						
MIZZ						
TOTAL	6/4	27	428	15.9	4	52

D. MORGAN'S CAREER RECEIVING

	GP/GS	REC	YDS	AVG	TD	LNG
2015	6/4	27	428	15.9	4	52
2014	13/0	10	181	18.1	1	44
2013	10/0	0	0	0.0	0	0
TOTAL	29/4	37	609	16.5	5	52



SANTOS RAMIREZ 9

R-Freshman | Defensive Back
6-2 | 202
Shreveport, La.
Evangel Christian Academy

- Recorded his first career interception at Alabama (10/10/15).
- Inserted into the starting lineup at Tennessee and tallied a career-high seven solo tackles.
- Ranks sixth on the team in tackles (22).

CAREER HIGHS

Tackles: 7, Texas A&M (9/26/15)
Tackles For Loss: None
Interceptions: 1, at Alabama (10/10/15)
Pass Breakups: 2, Texas A&M (10/10/15)

S. RAMIREZ'S 2015 GAME-BY-GAME STATISTICS

	GP/GS	U-A-ToT	TFL-YDS	FF	FR-YDS	INT-YDS	BRUP
UTEP	1/0	1-4-5	0.0-0	0	0-0	0-0	0
TOL	1/0	0-2-2	0.0-0	0	0-0	0-0	0
TxTECH	1/0	1-0-1	0.0-0	0	0-0	0-0	0
vs TAMU	1/0	2-1-3	0.0-0	0	0-0	0-0	2
at TEN	1/1	7-0-7	0.0-0	0	0-0	0-0	0
at ALA	1/1	3-1-4	0.0-0	0	0-0	1-18	0
AUB							
UTM							
at MISS							
at LSU							
MSU							
MIZZ							
TOTAL	6/2	14-8-22	0.0-0	0	0-0	1-18	2

S. RAMIREZ'S CAREER STATISTICS

	GP/GS	U-A-ToT	TFL-YDS	FF	FR-YDS	INT-YDS	BRUP
2015	6/2	14-8-22	0.0-0	0	0-0	1-18	2
TOTAL	6/2	14-8-22	0.0-0	0	0-0	1-18	2



GAME 7: AUBURN

OCT. 24 | DONALD W. REYNOLDS RAZORBACK STADIUM



JEREMY SPRINKLE 83

Junior | Tight End
6-6 | 255
White Hall, Ark.
White Hall HS

- Out of his 17 career receptions, 14 have gone for 10+ yards.
- Led all SEC TEs with 60 receiving yards in Week 1.
- Weighed 215 pounds as a true freshman and has added more than 40 pounds of muscle since he arrived on campus.

CAREER HIGHS

Receptions: 4, at Alabama (10/10/15)
Receiving Yards: 60, UTEP (9/5/15)
Receiving TDs: 1, UAB (10/25/14)

J. SPRINKLE'S 2015 GAME-BY-GAME RECEIVING

	GP/GS	REC	YDS	AVG	TD	LNG
UTEP	1/1	2	60	30.0	0	42
TOL	1/1	1	5	5.0	0	5
TxTECH	1/1	1	11	11.0	0	11
vs TAMU	1/1	2	15	7.5	0	15
at TEN	1/1	0	0	0.0	0	0
at ALA	1/1	4	41	10.3	0	21
AUB						
UTM						
at MISS						
at LSU						
MSU						
MIZZ						
TOTAL	6/6	10	132	13.2	0	42

J. SPRINKLE'S CAREER STATS

	GP/GS	REC	YDS	AVG	TD	LNG
2015	6/6	10	132	13.2	0	42
2014	13/0	7	84	12.0	1	17
2013	12/0	4	68	17.0	0	44
TOTAL	31/6	21	284	13.5	1	44



HENRE' TOLIVER 5

Sophomore | Defensive Back
6-1 | 186
Marrero, La.
Archbishop Rummel HS

- Tied with DJ Dean as the team active leader in interceptions with three.
- Second amongst Arkansas defensive backs in tackles.
- Was the primary defender against Heisman finalist Amari Cooper (Alabama) last year, limiting him to just two receptions for 22 yards.

CAREER HIGHS

Tackles: 8, Toledo (9/12/15)
Tackles For Loss: 2.0, UTEP (9/5/15)
Interceptions: 1, (3x) last vs. UTEP (9/5/15)
Pass Breakups: 2, Toledo (9/12/15)

H. TOLIVER'S 2015 GAME-BY-GAME STATISTICS

	GP/GS	U-A-ToT	TFL-YDS	FF	FR-YDS	INT-YDS	BRUP
UTEP	1/0	4-0-4	2-0-7	0	0-0	1-12	0
TOL	1/1	5-3-8	1-0-3	0	0-0	0-0	2
TxTECH	1/1	1-2-3	0-0-0	0	0-0	0-0	0
vs TAMU	1/1	3-0-3	0-0-0	0	0-0	0-0	0
at TEN	1/1	5-1-6	1-0-4	0	0-0	0-0	1
at ALA	1/0	5-0-5	0-0-0	0	0-0	0-0	1
AUB							
UTM							
at MISS							
at LSU							
MSU							
MIZZ							
TOTAL	6/4	23-6-29	4-0-14	0	0-0	1-12	4

H. TOLIVER'S CAREER STATISTICS

	GP/GS	U-A-ToT	TFL-YDS	FF	FR-YDS	INT-YDS	BRUP
2015	6/4	23-6-29	4-0-14	0	0-0	1-12	4
2014	11/4	11-7-18	1-0-4	0	0-0	2-46	0
TOTAL	17/8	34-13-47	5-0-18	0	0-0	3-58	4



KODY WALKER 24

Junior | Running Back
6-2 | 256
Jefferson City, Mo.
Jefferson City HS

- Missed the last four games with a thumb injury.
- Earned a sixth-year of eligibility from the NCAA and the SEC this offseason after his first two seasons were cut short due to injury.
- Plays both running back and fullback.

CAREER HIGHS

Attempts: 10, New Mexico (9/10/11)
Rush Yards: 37, at Texas Tech (9/13/14)
Rush TDs: 2, (2x) last vs. New Mexico (9/10/11)
Receptions: 3, Alabama (10/11/14)
Receiving Yards: 15, Alabama (10/11/14)

K. WALKER'S 2015 GAME-BY-GAME RUSHING

	GP/GS	ATT	YDS	AVG	TD	LNG
UTEP	1/0	5	11	2.2	1	3
TOL	1/0	5	17	3.4	0	11
TxTECH	0/0	0	0	0.0	0	0
vs TAMU	0/0	0	0	0.0	0	0
at TEN	0/0	0	0	0.0	0	0
at ALA	0/0	0	0	0.0	0	0
AUB						
UTM						
at MISS						
at LSU						
MSU						
MIZZ						
TOTAL	2/0	10	28	2.8	1	11

K. WALKER'S CAREER RUSHING

	GP/GS	ATT	YDS	AVG	TD	LNG
2015	2/0	10	28	2.8	1	11
2014	13/1	31	149	4.8	1	11
2013	8/0	6	32	5.3	0	14
2012	2/1	1	1	1.0	1	1
2011	3/0	20	68	3.4	5	9
TOTAL	28/2	68	278	4.1	8	14

K. WALKER'S 2015 GAME-BY-GAME RECEIVING

	GP/GS	REC	YDS	AVG	TD	LNG
UTEP	1/0	0	0	0.0	0	0
TOL	1/0	0	0	0.0	0	0
TxTECH	0/0	0	0	0.0	0	0
vs TAMU	0/0	0	0	0.0	0	0
at TEN	0/0	0	0	0.0	0	0
at ALA	0/0	0	0	0.0	0	0
AUB						
UTM						
at MISS						
at LSU						
MSU						
MIZZ						
TOTAL	2/0	0	0	0.0	0	0

K. WALKER'S CAREER RECEIVING

	GP/GS	REC	YDS	AVG	TD	LNG
2015	2/0	0	0	0.0	0	0
2014	13/1	3	15	5.0	0	6
2013	8/0	0	0	0.0	0	0
2012	2/1	1	5	5.0	0	5
2011	3/0	0	0	0.0	0	0
TOTAL	28/2	4	20	5.0	0	6

GAME 7: AUBURN

OCT. 24 | DONALD W. REYNOLDS RAZORBACK STADIUM



RAWLEIGH WILLIAMS III 22

Freshman | Running Back
5-10 | 215
Dallas, Texas
Bishop Lynch HS

- One of three SEC freshman to rush for 100 yards in a game this season and one of two to do it against an SEC opponent.
- Second among SEC freshman in rushing yards.
- 44-yard run at Tennessee is the second-longest this season by a Razorback.

CAREER HIGHS

Attempts: 16, UTEP (9/5/15)
Rush Yards: 100, at Tennessee (10/3/15)
Rush TDs: 1, Texas A&M (9/26/15)
Receptions: 2, Texas Tech (9/19/15)
Receiving Yards: 20, Texas Tech (9/19/15)

R. WILLIAMS III'S 2015 GAME-BY-GAME RUSHING

	GP/GS	ATT	YDS	AVG	TD	LNG
UTEP	1/0	16	45	2.8	0	8
TOL	1/0	1	4	4.0	0	4
TxTECH	1/0	8	31	3.9	0	8
vs TAMU	1/0	8	46	5.8	1	19
at TEN	1/0	14	100	7.14	0	44
at ALA	1/0	5	10	2.0	0	4
AUB						
UTM						
at MISS						
at LSU						
MSU						
MIZZ						
TOTAL	6/0	52	236	4.5	1	44

R. WILLIAMS III'S CAREER RUSHING

	GP/GS	ATT	YDS	AVG	TD	LNG
2015	6/0	52	236	4.5	1	44
TOTAL	6/0	52	236	4.5	1	44

R. WILLIAMS III'S 2015 GAME-BY-GAME RECEIVING

	GP/GS	REC	YDS	AVG	TD	LNG
UTEP	1/0	1	-1	-1.0	0	-1
TOL	1/0	1	6	6.0	0	6
TxTECH	1/0	2	20	10.0	0	10
vs TAMU	1/0	0	0	0.0	0	0
at TEN	1/0	1	1	1.0	0	1
at ALA	1/0	0	0	0.0	0	0
AUB						
UTM						
at MISS						
at LSU						
MSU						
MIZZ						
TOTAL	6/0	5	26	5.2	0	10

R. WILLIAMS III'S CAREER RECEIVING

	GP/GS	REC	YDS	AVG	TD	LNG
2015	6/0	5	26	5.2	0	10
TOTAL	6/0	5	26	5.2	0	10



JaMICHAEL WINSTON 6

Junior | Defensive Lineman
6-4 | 262
Pritchard, Ala.
Vigor HS

- Only Alabama native on the roster.
- Elected team captain by his teammates.
- Started the first three games of this season.
- Is very effective against the run, using his 6-4, 262 pound frame to hold ground and fill gaps.

CAREER HIGHS

Tackles: 5, Nicholls State (9/6/14)
Tackles For Loss: 1.0, (3x) last at Tennessee (10/3/15)
Sacks: None
Forced Fumbles: 1, Southern Miss (9/14/13)
QB Hurries: 1, (3x) last at Alabama (10/10/15)

J. WINSTON'S 2015 GAME-BY-GAME STATISTICS

	GP/GS	U-A-ToT	TFL-YDS	SCK-YDS	FF-FR	QBH
UTEP	1/1	0-1-1	0.0-0	0.0-0	0-0	0
TOL	1/1	2-2-4	0.0-0	0.0-0	0-0	0
TxTECH	1/1	0-0-0	0.0-0	0.0-0	0-0	0
vs TAMU	1/0	0-1-1	0.0-0	0.0-0	0-0	0
at TEN	1/0	1-1-2	1.0-1	0.0-0	0-0	0
at ALA	1/1	1-0-1	0.0-0	0.0-0	0-0	1
AUB						
UTM						
at MISS						
at LSU						
MSU						
MIZZ						
TOTAL	6/4	4-5-9	1.0-1	0.0-0	0-0	1

J. WINSTON'S CAREER STATISTICS

	GP/GS	U-A-ToT	TFL-YDS	SCK-YDS	FF-FR	QBH
2015	6/4	4-5-9	1.0-1	0.0-0	0-0	1
2014	13/12	15-11-26	2.0-6	0.0-0	0-0	1
2013	12/0	3-1-4	0.0-0	0.0-0	1-0	1
2012	2/0	0-0-0	0.0-0	0.0-0	0-0	0
TOTAL	33/16	22-17-39	3.0-7	0.0-0	1-0	3



DEATRICH WISE JR 48

Junior | Defensive Lineman
6-5 | 272
Carrollton, Texas
Hebron HS

- Has a tackle for loss in four of six games this season.
- Played 30 career games and has 6.0 sacks.
- Skilled pass rusher who has great size and burst off the line of scrimmage.
- Battled through injuries in 2014 but still managed to play in 12 of the team's 13 games.

CAREER HIGHS

Tackles: 6, Texas A&M (9/28/13)
Tackles For Loss: 1.5, LSU (11/15/14)
Sacks: 1.5, LSU (11/15/14)
Forced Fumbles: 1, at Tennessee (10/3/15)
QB Hurries: 2, Louisiana (8/31/13)

D. WISE JR'S 2015 GAME-BY-GAME STATISTICS

	GP/GS	U-A-ToT	TFL-YDS	SCK-YDS	FF-FR	QBH
UTEP	1/0	0-2-2	0.5-2	0.0-0	0-0	0
TOL	1/0	1-1-2	0.0-0	0.0-0	0-0	0
TxTECH	1/0	1-0-1	1.0-2	0.0-0	0-0	0
vs TAMU	1/0	0-1-1	0.0-0	0.0-0	0-0	0
at TEN	1/0	1-0-1	1.0-5	0.0-0	1-0	1
at ALA	1/0	1-1-2	1.0-11	1.0-11	0-0	0
AUB						
UTM						
at MISS						
at LSU						
MSU						
MIZZ						
TOTAL	6/0	4-5-9	3.5-20	1.0-11	1-0	1

D. WISE JR'S CAREER STATISTICS

	GP/GS	U-A-ToT	TFL-YDS	SCK-YDS	FF-FR	QBH
2015	6/0	4-5-9	3.5-20	1.0-11	1-0	1
2014	10/1	5-8-13	3.0-23	2.0-19	0-0	3
2013	12/1	6-11-17	3.0-17	2.0-16	0-1	2
2012	2/0	2-0-2	1.0-21	1.0-21	0-0	0
TOTAL	30/2	17-24-41	10.5-81	6.0-67	1-1	6



GAME 1

SEPT. 5, 2015 | FAYETTEVILLE, ARK.
DONALD W. REYNOLDS RAZORBACK STADIUM
ATTENDANCE: 67, 708 | TV: ESPNU

UTEP 13

No. 18 ARKANSAS 48

FAYETTEVILLE, ARK. - With new offensive coordinator Dan Enos calling the plays for the first time since leaving his job as head coach at Central Michigan, Quarterback Brandon Allen was at his best – and most efficient – in leading No. 18 Arkansas to a 48-13 win over UTEP in the season opener on Saturday.

Allen threw for a career-high 308 yards and matched his best with four touchdown passes, doing so while completing 14 of 18 passes.

Keon Hatcher caught two of Allen's touchdown passes, finishing with six catches for 106 yards, but it was Allen who shined the brightest while extending his streak of pass attempts without an interception to 108.

That's the second-best streak of his career, following a stretch of 116 passes without an interception last season.

Aaron Jones led the Miners with 15 carries for 70 yards rushing, but UTEP was unable to overcome a series of second-half miscues in the blowout loss.

The Miners were outgained 490-204 in total yardage, with quarterback Mack Leftwich finishing 9-of-14 passing for 120 yards. The sophomore, however, opened the second half by throwing an interception, and UTEP's next two drives ended with poor snaps on punt attempts, leading

to quality field position for Arkansas.

Following the interception and first of the bad snaps, Arkansas needed only two plays to score a pair of touchdowns to open the second half.

Alex Collins, who finished with 127 yards rushing on 12 carries, had the first from 7 yards out, while Kody Walker ran in from 3 yards out to put the Razorbacks up 42-10.

Allen threw for touchdowns on each of Arkansas' first four drives of the game, including a perfectly placed 38-yard touchdown pass to Hatcher late in the second quarter. He also connected with Drew Morgan and Jared Cornelius for scores during the half, in which he finished 10-of-13 passing for 256 yards.



SCORING SUMMARY

	1	2	3	4	F
Arkansas	14	14	17	3	48
UTEP	0	10	3	0	13

1st Quarter

11:35 AR - Drew Morgan 26 yd pass from Brandon Allen (Cole Hedlund kick), 7-75 3:25.

04:11 AR - Keon Hatcher 20 yd pass from Brandon Allen (Cole Hedlund kick), 8-79 3:47.

2nd Quarter

12:51 UTEP - Jay Mattox 38 yd field goal, 11-45 6:20.

11:17 AR - Jared Cornelius 58 yd pass from Brandon Allen (Cole Hedlund kick), 3-70 1:34.

08:56 UTEP - Autrey Golden 10 yd run (Jay Mattox kick), 5-75 2:21.

05:17 AR - Keon Hatcher 38 yd pass from Brandon Allen (Cole Hedlund kick), 6-75 3:39.

3rd Quarter

14:42 AR - Alex Collins 7 yd run (Cole Hedlund kick), 1-7 0:06.

12:57 AR - Kody Walker 3 yd run (Cole Hedlund kick), 1-3 0:04.

08:38 AR - Cole Hedlund 19 yd field goal, 5-47 2:08.

03:01 UTEP - Jay Mattox 44 yd field goal, 11-55 5:37.

4th Quarter

06:30 AR - Cole Hedlund 27 yd field goal, 7-5 3:28.

GAME STATISTICS

TEAM STATS	UTEP	AR
FIRST DOWNS	13	18
RUSHES-YARDS (NET)	34-58	34-182
PASSING YDS (NET)	146	308
Passes Att-Comp-Int	19-14-1	20-14-0
TOTAL OFFENSE PLAYS-YARDS	53-204	54-490
Fumble Returns-Yards	0-0	0-0
Punt Returns-Yards	1-2	2-12
Kickoff Returns-Yards	6-130	2-55
Interception Returns-Yards	0-0	1-12
Punts (Number-Avg)	3-46.7	1-35
Fumbles-Lost	3-2	0-0
Penalties-Yards	2-15	6-68
Possession Time	30:41	29:19
Third-Down Conversions	7 of 14	5 of 11
Fourth-Down Conversions	0 of 2	2 of 2
Red-Zone Scores-Chances	3-3	5-5
Sacks By: Number-Yards	0-0	1-6

RUSHING:

Arkansas - Alex Collins 12-127; R. Williams 16-45; Kody Walker 5-11; Brandon Allen 1-(-1).

UTEP - Aaron Jones 15-70; Autrey Golden 2-8; Kavika Johnson 9-7; Jaquan White 1-4; J. Laufasa 3-1; Treyvon Hughes 2-(-5), TEAM 2-(-27).

PASSING:

Arkansas - Brandon Allen 14-18-0 308; Austin Allen 0-2-0 0.

UTEP - Mack Leftwich 9-14-1 120; Ryan Metz 3-3-0 19; Kavika Johnson 2-2-0 7.

RECEIVING:

Arkansas - Keon Hatcher 6-106; Jared Cornelius 2-75; Jeremy Sprinkle 2-60; Hunter Henry 2-42; Drew Morgan 1-26; R. Williams 1-(-1).

UTEP - Aaron Jones 6-83; Darrin Laufasa 2-17; Hayden Plinke 1-13; Warren Redix 1-9; Autrey Golden 1-7; J. Laufasa 1-6; Jaquan White 1-6; Donovan Walker 1-5.



GAME 2

SEPT. 12, 2015 | LITTLE ROCK, ARK.
 WAR MEMORIAL STADIUM
 ATTENDANCE: 49,591 | TV: SECN ALT.

TOLEDO 16

No. 18 ARKANSAS 12

LITTLE ROCK, ARK. - Arkansas fell to Toledo 16-12 at War Memorial Stadium in Little Rock, Arkansas.

Senior quarterback Brandon Allen had another impressive day. He finished the game 32-of-53 with 412 yards through the air. The 412 passing yards was the third highest single-game total in Razorback history.

However, Allen and the offense struggled to put points on the board. His one interception came in the third quarter when Toledo picked him off in the back of the endzone after his intended receiver fell down.

Running back Alex Collins netted 54 of Arkansas' 103 yards on the ground, totaling 20 carries and one touchdown.

Junior tight end Hunter Henry caught eight passes for 117 yards, the third 100-yard receiving game of his career.

Defensively, Henre' Toliver led the team with eight total tackles and had one tackle for loss.

Toledo scored first on a 5-yard pass Phillip Ely, a transfer from Alabama, to Corey Jones that gave the Rockets a 6-0 lead after a failed two point conversion attempt.

Arkansas responded in the second quarter with a 21-yard run by Alex Collins to cap an eight-play, 89-yard drive that gave the Razorbacks their only lead of the afternoon.

Toledo kicked a field goal with 1:06 left in the half to take a 9-7 lead into halftime.

After Arkansas stalled on their first drive of the second half, the Razorback defense forced a three-and-out. Jared Cornelius had a long punt return for a touchdown but a penalty called the return back and an interception left the Razorbacks with an empty drive.

The Rockets extended their lead to 16-7 later in the third quarter after a Jones-Moore 11 yard run.

Arkansas kicked a field goal and Toledo took an intentional safety, giving the Razorbacks one more chance with 52 seconds left in the game. Brandon Allen led the offense down to the Rockets' 16-yardline where Toledo's defense stood strong, keeping Arkansas out of the endzone as time expired.



SCORING SUMMARY

	1	2	3	4	F
Toledo	6	3	7	0	16
Arkansas	0	7	0	5	12

1st Quarter

06:59 TOLEDO - Corey Jones 5 yd pass from Phillip Ely (Cody Thompson pass intercepted), 6-25 1:10 6 - 0

2nd Quarter

07:53 AR - Alex Collins 21 yd run (Cole Hedlund kick), 8-89 3:47 6 - 7

01:06 TOLEDO - Jameson Vest 38 yd field goal, 8-45 1:44 9 - 7

3rd Quarter

05:09 TOLEDO - JONES-MOORE, Damion 11 yd run (Jameson Vest kick), 10-80 4:09 16 - 7

4th Quarter

09:30 AR - Cole Hedlund 25 yd field goal, 21-73 10:39 16 - 10

00:52 AR - Team safety 16 - 12

GAME STATISTICS

TEAM STATS	TOLEDO	AR
FIRST DOWNS	15	30
RUSHES-YARDS (NET)	24-81	31-103
PASSING YDS (NET)	237	412
Passes Att-Comp-Int	38-21-0	53-32-1
TOTAL OFFENSE PLAYS-YARDS	62-318	84-515
Fumble Returns-Yards	0-0	0-0
Punt Returns-Yards	1-28	1-43
Kickoff Returns-Yards	5-323	3-184
Interception Returns-Yards	1-0	0-0
Punts (Number-Avg)	4-36.8	2-19.0
Fumbles-Lost	1-0	1-0
Penalties-Yards	8-55	9-85
Possession Time	22:05	37:55
Third-Down Conversions	7 of 17	5 of 13
Fourth-Down Conversions	2 of 3	1 of 3
Red-Zone Scores-Chances	2-3	1-5
Sacks By: Number-Yards	0-0	0-0

RUSHING:

Arkansas - Alex Collins 20-54; Brandon Allen 3-23; Kody Walker 5-17; Damon Mitchell 1-5; Rawleigh Williams 1-4; Keon Hatcher 1-0.

Toledo - JONES-MOORE, Damion 11-68; Marc Remy 9-33; Phillip Ely 1-3; Corey Jones 1-(-5); Team 2-(-18).

PASSING:

Arkansas - Brandon Allen 32-53-1-412.

Toledo - Phillip Ely 21-38-0-237.

RECEIVING:

Arkansas - Hunter Henry 8-117; Keon Hatcher 7-92; Drew Morgan 5-77; Cody Hollister 4-65; Jared Cornelius 4-41; Alex Collins 2-9; Rawleigh Williams 1-6; Jeremy Sprinkle 1-5.

Toledo - Corey Jones 8-61; Marc Remy 4-16; Cody Thompson 2-30; Jon'Vea Johnson 2-26; ROBERTS, Michael 2-20; Alonzo Russell 1-32; Di. Johnson 1-27; Kishon Wilcher 1-25.



GAME 3

SEPT. 19, 2015 | FAYETTEVILLE, ARK.
DONALD W. REYNOLDS RAZORBACK STADIUM
ATTENDANCE: 73,334 | TV: ESPN2

TEXAS TECH 35

ARKANSAS 24

FAYETTEVILLE, ARK. - The Razorbacks got the ground game rolling again behind the 170-yard effort from Alex Collins on 28 carries. Collins also rushed for a 1-yard score.

Freshman running back Rawleigh Williams III was able to grind out 31 yards on eight carries.

Senior quarterback Brandon Allen had another efficient day from the pocket, completing 16 of 21 passes for 196 yards with two touchdowns.

Arkansas started the day with their first three-and-out series of the season. Texas Tech went 77 yards in eight plays to take a 7-0 lead early in the game.

Arkansas bounced back and was able to tie the game at 21 just before halftime with a 24-yard touchdown reception by Drew Morgan.

Arkansas kept it a one possession game until the beginning of the fourth quarter. After a 22-yard field goal from Cole Hedlund to cut the Texas Tech lead to four, Tech drove 83 yards on 9 plays to expand their lead to 35-24.

The two teams combined for over 900 yards of offense and just one punt.

Hunter Henry scored on a 7-yard pass from Brandon Allen in the second quarter.

Texas Tech outgained the Razorbacks 486-424 in total yardage but Arkansas was able to control the ball most of the game by possessing it for 36:43.

Arkansas' defense did force two interceptions but was not able to force Texas Tech to punt the entire game.

Morgan led all Razorback receivers with four receptions for 45 yards.



SCORING SUMMARY

	1	2	3	4	F
Texas Tech	14	7	7	7	35
Arkansas	7	14	3	0	24

1st Quarter

10:45 TTU - Davis, Reginald 3 yd pass from Mahomes, P. (Barden, Michael kick), 8-77 2:39

03:06 AR - Alex Collins 1 yd run (Cole Hedlund kick), 7-60 4:10

00:21 TTU - Mahomes, P. 1 yd run (Barden, Michael kick), 8-75 2:45

2nd Quarter

08:18 AR - Hunter Henry 7 yd pass from Brandon Allen (Cole Hedlund kick), 12-81 7:03

07:52 TTU - Davis, Reginald 72 yd pass from Grant, Jakeem (Barden, Michael kick), 2-85 0:26

01:03 AR - Drew Morgan 24 yd pass from Brandon Allen (Cole Hedlund kick), 11-75 6:49

3rd Quarter

10:31 TTU - Mahomes, P. 2 yd run (Barden, Michael kick), 11-77 4:29

02:00 AR - Cole Hedlund 22 yd field goal, 15-75 8:31

4th Quarter

13:09 TTU - Stockton, J. 22 yd run (Barden, Michael kick), 9-83 3:51

GAME STATISTICS

TEAM STATS	TTU	AR
FIRST DOWNS	24	23
RUSHES-YARDS (NET)	27-171	43-228
PASSING YDS (NET)	315	196
Passes Att-Comp-Int	31-27-2	21-16-1
TOTAL OFFENSE PLAYS-YARDS	58-486	64-424
Fumble Returns-Yards	0-0	0-0
Punt Returns-Yards	0-0	0-0
Kickoff Returns-Yards	4-63	3-58
Interception Returns-Yards	1-0	2-0
Punts (Number-Avg)	0-0.0	1-49.0
Fumbles-Lost	0-0	1-1
Penalties-Yards	4-31	5-43
Possession Time	23:17	36:43
Third-Down Conversions	7 of 10	7 of 11
Fourth-Down Conversions	0 of 0	0 of 0
Red-Zone Scores-Chances	3-4	3-4
Sacks By: Number-Yards	0-0	0-0

RUSHING:

Arkansas - Alex Collins 28-170; Rawleigh Williams 8-31; Brandon Allen 6-22; Damon Mitchell 1-5.

Texas Tech - Washington, De. 11-75; Mahomes, P. 10-58; Stockton, J. 4-45; TEAM 2-minus 7.

PASSING:

Arkansas - Brandon Allen 16-21-1-196.

Texas Tech - Mahomes, P. 26-30-2-243; Grant, Jakeem 1-1-0-72.

RECEIVING:

Arkansas - Drew Morgan 4-45; Hunter Henry 4-32; Kendrick Edwards 2-32; Rawleigh Williams 2-20; Jared Cornelius 1-34; Jojo Robinson 1-13; Jeremy Sprinkle 1-11; Alex Collins 1-9.

Texas Tech - Grant, Jakeem 8-75; Davis, Reginald 5-115; Sadler, Ian 5-57; Batson, Cameron 3-29; Washington, De. 3-16; White, Quinton 2-12; Stockton, J. 1-11.



GAME 4

SEPT. 26, 2015 | ARLINGTON, TEXAS
AT&T STADIUM
ATTENDANCE: 67,339 | TV: ESPN



No. 14 TEXAS A&M 28

ARKANSAS 21 (OT)

ARLINGTON, Texas - Arkansas fell to Texas A&M at AT&T Stadium in Arlington, Texas in overtime for the second year in a row.

Senior quarterback Brandon Allen went 20 of 25 through the air, a season-high completion percentage (.800), for 225 yards and one touchdown and one interception.

Junior running back Alex Collins ran for 151 yards on 26 carries and one touchdown. Freshman running back and North Texas native, Rawleigh Williams III ran for 46 yards on 8 carries and one touchdown as well.

Arkansas outgained Texas A&M in total yardage 457 to 423.

The Razorback rush defense was stout by only allowing the Aggies to 65 rushing yards on 20 carries. The defense was able to get into the backfield and record two sacks while also picking up five tackles for loss.

Arkansas got on the board first late in the first quarter on a 17-yard touchdown strike from Brandon Allen to Drew Morgan. Texas A&M quickly responded on a 44-yard catch and run touchdown by Christian Kirk to tie the game at seven early into the second quarter.

Texas A&M was able to get a 23-yard field goal before half to send it into halftime, 10-7 Texas A&M.

The Aggies came out to start the second half on a 6:56 drive that resulted in a 22-yard field goal and gave the Aggies a 13-7 lead. Arkansas was able to answer on a four-yard touchdown run by Alex Collins to take a 14-13 lead. The Hogs got the ball back and scored early in the fourth quarter on a Rawleigh Williams 3-yard touchdown run to extend the lead to 21-13.

With 4:11 left in the game, Texas A&M started on their own 15-yard line. The Aggies drove 85 yards in 1:21 to make it 21-19. A&M went for two and converted on a Josh Reynolds reception from Kyle Allen to tie the game 21-21. Texas A&M got the ball back 1:04 left in the game after forcing a fumble. Aggie kicker Taylor Bertolet missed a 38-yard field goal to send the game to overtime.

In overtime, Texas A&M got the ball first and went 25 yards in two plays capped off by a 20-yard touchdown strike to Christian Kirk from Kyle Allen to take a 28-21 lead. Arkansas got the ball and the game came down to a fourth and four situation. Brandon Allen's pass to Drew Morgan was broken up by De'Vaunte Harris to end the game.

SCORING SUMMARY

	1	2	3	4	OT	F
Texas A&M	0	10	3	8	7	28
Arkansas	7	0	7	7	0	21

1st Quarter

01:08 AR - Drew Morgan 17 yd pass from Brandon Allen (Cole Hedlund kick), 11-86 7:15

2nd Quarter

14:48 TAMU - Christian Kirk 44 yd pass from Kyle Allen (Taylor Bertolet kick), 4-97 1:20

05:33 TAMU - Taylor Bertolet 23 yd field goal, 6-80 2:03

3rd Quarter

08:04 TAMU - Taylor Bertolet 22 yd field goal, 14-65 6:56

04:17 AR - Alex Collins 4 yd run (Cole Hedlund kick), 7-77 3:47

4th Quarter

14:12 AR - Rawleigh Williams 3 yd run (Cole Hedlund kick), 8-80 3:59

02:50 TAMU - Tra Carson 2 yd run (Josh Reynolds pass from Kyle Allen), 5-85 1:21

Overtime

15:00 TAMU - Christian Kirk 20 yd pass from Kyle Allen (Taylor Bertolet kick), 2-25 0:00

GAME STATISTICS

TEAM STATS	TAMU	AR
FIRST DOWNS	17	25
RUSHES-YARDS (NET)	20-65	42-232
PASSING YDS (NET)	358	225
Passes Att-Comp-Int	21-28-0	20-25-1
TOTAL OFFENSE PLAYS-YARDS	48-423	67-457
Fumble Returns-Yards	0-0	0-0
Punt Returns-Yards	0-0	1-45
Kickoff Returns-Yards	4-77	2-43
Interception Returns-Yards	1-7	0-0
Punts (Number-Avg)	4-48.8	3-36.3
Fumbles-Lost	0-0	1-1
Penalties-Yards	7-52	11-93
Possession Time	20:32	39:28
Third-Down Conversions	2 of 9	5 of 10
Fourth-Down Conversions	1 of 1	0 of 2
Red-Zone Scores-Chances	4-4	3-4
Sacks By: Number-Yards	2-13	2-13

RUSHING:

Arkansas - Alex Collins 26-151; Rawleigh Williams 8-46; Brandon Allen 8-35.

Texas A&M - Tra Carson 8-28; Kyler Murray 5-27; Christian Kirk 1-5; Kyle Allen 6-5.

PASSING:

Arkansas - Brandon Allen 20-25-1-225.

Texas A&M - Kyle Allen 21-28-0-358.

RECEIVING:

Arkansas - Drew Morgan 8-155; Jojo Robinson 4-25; Hunter Henry 3-15; Jeremy Sprinkle 2-15; Dominique Reed 2-9; Damon Mitchell 1-6.

Texas A&M - Christian Kirk 8-173; Tra Carson 8-61; Josh Reynolds 3-106; R. Seals-Jones 1-11; Jeremy Tabuyo 1-7.



GAME 5

OCT. 3, 2015 | KNOXVILLE, TENN.
 NEYLAND STADIUM
 ATTENDANCE: 101,265 | TV: ESPN2

ARKANSAS 24

TENNESSEE 20

KNOXVILLE, TENN. - The Razorbacks went to Knoxville, Tennessee and beat the Volunteers, 24-20, in front of a 100,000-plus person crowd.

Arkansas quarterback Brandon Allen went 11 of 24 in the air for 219 yards and one touchdown.

Junior running back Alex Collins led the way on the ground for the Hogs with 154 yards on 27 carries. True freshman running back Rawleigh Williams III recorded the first 100-yard game of his career with 100 rushing yards on 14 carries.

Drew Morgan had a big day with 110 yards receiving with five catches, topping the 100-yard plateau for the second consecutive week.

Arkansas' defense was led by freshman linebacker Dre Greenlaw. Greenlaw recorded 10 tackles, one tackle for loss and one quarterback hurry. Defensive lineman Tevin Benum had five tackles, one sack, two tackles for loss, and one fumble recovery.

Tennessee started the game with a 96-yard kickoff return for a touchdown. Arkansas stalled on its first possession and Tennessee got the ball back with a 7-0 lead.

Tennessee proceeded to drive 89 yards in 3:23 on 11 plays to take a 14-0 lead early in the game. Arkansas responded with a 75-yard drive of its own on four plays capped off with an Alex Collins 4-yard touchdown run.

Early in the second, Brandon Allen found Dominique Reed for a 33-yard touchdown reception. It was Reed's first as a Razorback.

The Vols and Hogs traded field goals later in the second to send the game into halftime tied at 17.

Arkansas was able to take its first drive in the second half down the field and score on a 1-yard run by Alex Collins to take a 24-17 lead.

The Razorback defense only gave up 90 yards in the second half and was able to hold Tennessee to a lone field goal, giving Arkansas a 24-20 victory.



SCORING SUMMARY

	1	2	3	4	F
Arkansas	7	10	7	0	24
Tennessee	14	3	3	0	20

1st Quarter

14:48 UT - Berry, Ev. 96 yd kickoff return (Medley, A. kick) 0 - 7

08:06 UT - Dobbs, J. 7 yd run (Medley, A. kick), 11-89 3:23 0 - 14

05:57 AR - Collins, A. 4 yd run (Hedlund, C. kick), 4-75 2:09 7 - 14

2nd Quarter

14:03 AR - Reed, D. 33 yd pass from Allen, B. (Hedlund, C. kick), 4-80 1:31 14 - 14

09:54 UT - Medley, A. 35 yd field goal, 14-58 4:09 14 - 17

00:00 AR - Hedlund, C. 26 yd field goal, 9-60 1:27 17 - 17

3rd Quarter

09:12 AR - Collins, A. 1 yd run (Hedlund, C. kick), 10-80 5:42 24 - 17

06:41 UT - Medley, A. 45 yd field goal, 8-49 2:26 24 - 20

GAME STATISTICS

TEAM STATS	AR	TENN
FIRST DOWNS	23	19
RUSHES-YARDS (NET)	50-275	33-133
PASSING YDS (NET)	219	232
Passes Att-Comp-Int	24-11-0	37-20-0
TOTAL OFFENSE PLAYS-YARDS	74-494	70-365
Fumble Returns-Yards	0-0	0-0
Punt Returns-Yards	1-12	3-35
Kickoff Returns-Yards	2-39	3-141
Interception Returns-Yards	0-0	0-0
Punts (Number-Avg)	5-41.8	4-46.5
Fumbles-Lost	0-0	2-1
Penalties-Yards	3-20	4-39
Possession Time	35:18	24:42
Third-Down Conversions	6 of 15	7 of 16
Fourth-Down Conversions	1 of 2	1 of 2
Red-Zone Scores-Chances	3-6	2-4
Sacks By: Number-Yards	1-8	0-0

RUSHING:

Arkansas - Alex Collins 27-154; Rawleigh Williams 14-100; Brandon Allen 6-23; Drew Morgan 1-8; Adam McFain 1-3.

Tennessee - J. Hurd 19-90; A. Kamara 7-36; J. Dobbs 7-7.

PASSING:

Arkansas - Brandon Allen 11-24-0-219.

Tennessee - Dobbs, J. 20-36-0-232; Jennings, J. 0-1-0-0.

RECEIVING:

Arkansas - Drew Morgan 5-110; Hunter Henry 3-62; Dominique Reed 1-33; Kendrick Edwards, 1-13; Rawleigh Williams 1-1.

Tennessee - Kamara, A. 4-40; Hurd, J. 3-51; Pearson, V. 3-30; Malone, J. 3-17; Smith, J. 2-34; Williams, P. 2-19; Jennings, J. 2-10; Wolf, Et. 1-31.



GAME 6

OCT. 10, 2015 | TUSCALOOSA, ALABAMA
 BRYANT-DENNY STADIUM
 ATTENDANCE: 101,821 | TV: ESPN

ARKANSAS 14

No. 8 ALABAMA 27

TUSCALOOSA, Ala. - No. 8 Alabama defeated Arkansas 27-14 on Saturday night at Bryant-Denny Stadium.

For the fifth time this season, Arkansas limited its opponent to their lowest scoring output of the year.

But Arkansas struggled to find its rhythm on offense, manufacturing just 220 yards of total offense to Alabama's 396.

Defensively, junior linebacker Brooks Ellis led the way for the Razorbacks, posting a career-high 15 tackles (13 solo), including 2.5 for loss.

Alabama out-gained Arkansas 204-77 in the first half, but the Razorbacks led 7-3 due to quality defense and a timely turnover.

In Alabama's first two drives, the Crimson Tide marched inside the Arkansas 10 both times. But the Razorback defense held strong, allowing only a field goal on the opening drive.

On Alabama's third possession, Arkansas defensive back Josh Liddell intercepted Jake Coker at the Arkansas 31. However, the Razorbacks were unable to capitalize on the turnover.

With 2:26 remaining in the half, redshirt freshman Santos Ramirez picked off Coker, and the Razorbacks took over at the Alabama 12-yard line. This time, Arkansas made the Crimson Tide pay.

Senior quarterback Brandon Allen found junior wide receiver Drew Morgan wide open in the middle of the end zone for an easy 4-yard touchdown pass.

The defensive battle continued for the first 13 and a half minutes of the third quarter, but momentum quickly shifted Alabama's way when Coker threw an 81-yard touchdown pass to freshman wide receiver Calvin Ridley to give the Crimson Tide a 10-7 lead with 1:39 remaining in the quarter.

Alabama followed up with scoring drives on three of its next four possessions to extend its lead 27-7.

With 2:44 left in the contest, Arkansas put together a five-play, 74-yard drive that resulted in a 54-yard touchdown pass to junior wide receiver Dominique Reed.

But that would be all for the Razorbacks as the Crimson Tide went on to win 27-14.



SCORING SUMMARY

	1	2	3	4	F
Arkansas	0	7	0	7	14
Alabama	3	0	7	7	27

1st Quarter

07:09 UA - Adam Griffith 24 yd field goal, 13-80 5:31 0-3

2nd Quarter

01:29 AR - Drew Morgan 4 yd pass from Brandon Allen (Cole Hedlund kick), 3-12 0:57 7-3

3rd Quarter

01:39 UA - Calvin Ridley 81 yd pass from Jake Coker (Adam Griffith kick), 1-81 0:11 7-10

4th Quarter

12:49 UA - R. Mullaney 3 yd pass from Jake Coker (Adam Griffith kick), 7-43 2:34 7-17

10:07 UA - Adam Griffith 35 yd field goal, 4--4 1:45 7-20

02:44 UA - Derrick Henry 1 yd run (Adam Griffith kick), 4-16 2:05 7-27

01:37 AR - Dominique Reed 54 yd pass from Brandon Allen (Cole Hedlund kick), 5-74 1:07 14-27

GAME STATISTICS

TEAM STATS	AR	UA
FIRST DOWNS	10	22
RUSHES-YARDS (NET)	25-44	46-134
PASSING YDS (NET)	176	262
Passes Att-Comp-Int	32-15-1	33-24-2
TOTAL OFFENSE PLAYS-YARDS	57-220	79-396
Fumble Returns-Yards	0-0	0-0
Punt Returns-Yards	2-11	3-39
Kickoff Returns-Yards	2-31	2-38
Interception Returns-Yards	2-18	1-20
Punts (Number-Avg)	10-40.2	5-45.2
Fumbles-Lost	1-0	0-0
Penalties-Yards	7-44	6-56
Possession Time	26:07	33:53
Third-Down Conversions	5 of 16	7 of 16
Fourth-Down Conversions	0 of 1	0 of 0
Red-Zone Scores-Chances	1-1	4-5
Sacks By: Number-Yards	2-18	3-16

RUSHING:

Arkansas - Alex Collins 12-26; Rawleigh Williams III 5-10; Brandon Allen 7-6; Toby Baker 1-2.

Alabama - Derrick Henry 27-95; Kenyan Drake 7-29; Jake Coker 7-17; TEAM 2-(-3); Damien Harris 3--4.

PASSING:

Arkansas - Brandon Allen 15-32-1-176

Alabama - Jake Coker 24-33-2-262

RECEIVING:

Arkansas - Jeremy Sprinkle 4-41; Drew Morgan 4-15; Dominique Reed 3-77; Hunter Henry 1-18; Jojo Robinson 1-15; Kendrick Edwards 1-6; Alex Collins 1-4.

Alabama - Calvin Ridley 9-140; Kenyan Drake 5-37; R. Mullaney 4-25; O.J. Howard 3-17; A. Stewart 2-38
 Hale Hentges 1-5.



HONORS & AWARDS



A preseason All-American, left guard Sebastian Tretola earned SEC Offensive Lineman of the Week honors at Tennessee as the offensive line helped two Razorback rushers top 1,000 yards and win Arkansas' first SEC road game since 2012.

BRANDON ALLEN, SR., QB

Preseason

- Manning Award Watch List
- Johnny Unitas Golden Arm Award Watch List
- Manning Passing Academy Counselor

Regular Season

- Manning Award Stars of the Week (Sept. 8)
- Manning Award Quarterback of the Week (Sept. 11)
- William V. Campbell Trophy Semifinalist (Sept. 24)

ALEX COLLINS, JR., RB

Preseason

- All-SEC / Coaches (2nd team)
- All-SEC / Media (2nd team)
- Phil Steele All-SEC (2nd team)
- Athlon Sports All-SEC (2nd team)
- Maxwell Award Watch List

JARED COLLINS, JR., DB

Preseason

- Athlon Sports All-SEC (3rd team)

BROOKS ELLIS, JR., LB

Preseason

- Butkus Award Watch List
- Wuerffel Trophy Watch List

ROHAN GAINES, SR., DB

Preseason

- All-SEC / Coaches (3rd team)

KEON HATCHER, SR., WR

Preseason

- Athlon Sports All-SEC (4th team)

HUNTER HENRY, JR., TE

Preseason

- ESPN All-American (1st team)
- Athlon Sports All-American (1st team)
- Sports Illustrated All-American (2nd team)
- Lindy's All-American (2nd team)
- Phil Steele All-American (4th team)
- ESPN All-SEC (1st team)
- Athlon Sports All-SEC (1st team)
- All-SEC / Coaches (2nd team)
- All-SEC / Media (2nd team)
- Phil Steele All-SEC (3rd team)
- John Mackey Award Watch List

Regular Season

- John Mackey Award Midseason Watch List

DENVER KIRKLAND, JR., OL

Preseason

- Sporting News All-American (1st team)
- Athlon Sports All-American (4th team)
- All-SEC / Coaches (2nd team)
- All-SEC / Media (2nd team)
- Phil Steele All-SEC (2nd team)
- Athlon Sports All-SEC (2nd team)
- Outland Trophy Watch List

MITCH SMOTHERS, SR., OL

Preseason

- Rimington Trophy Watch List

DAN SKIPPER, JR., OL

Preseason

- All-SEC / Coaches (2nd team)
- All-SEC / Media (2nd team)
- Phil Steele All-SEC (2nd team)
- Athlon Sports All-SEC (2nd team)

SEBASTIAN TRETOLA, SR., OL (PICTURED)

Preseason

- Athlon Sports All-American (2nd team)
- ESPN All-SEC (1st team)
- Athlon Sports All-SEC (1st team)
- All-SEC / Coaches (3rd team)
- All-SEC / Media (3rd team)
- Phil Steele All-SEC (3rd team)
- Outland Trophy Watch List

Regular Season

- SEC Offensive Lineman of the Week (Oct. 5)

TAIWAN JOHNSON, JR., DL

Preseason

- Athlon Sports All-SEC (4th team)

JONATHAN WILLIAMS, SR., RB

Preseason

- All-SEC / Media (2nd team)
- Athlon Sports All-SEC (2nd team)
- All-SEC / Coaches (3rd team)
- Phil Steele All-SEC (3rd team)
- Maxwell Award Watch List

TEAM PROJECTIONS

Preseason (National)

- 4th (Sporting News Early 2015 Top 10)
- 10th (ESPN Football Power Index)
- 15th (Sporting News Preseason Rankings)
- 18th (Associated Press Poll)
- 20th (Amway Coaches Poll)
- 21st (ESPN.com Preseason Rankings)

Preseason (Conference/Division)

- 4th, West (Sporting News)
- 5th, West (ESPN.com)
- T-5th, West (Phil Steele)

BACKFIELD

Preseason (National)

- 1st (NFL.com)
- 1st (Athlon Sports) *running back duos only
- 1st (Athlon Sports)
- 5th (Phil Steele)
- 9th (Lindy's Sports) * includes QBs

Preseason (Conference)

- 2nd (Athlon Sports)
- 2nd (Lindy's Sports)

OFFENSIVE LINE

Preseason (National)

- 5th (Lindy's Sports)
- 5th (Athlon Sports)

Preseason (Conference)

- 1st (Lindy's Sports)
- 2nd (Athlon Sports)

Regular Season

- Joe Moore Award Honor Roll (Sept. 8)



TEAM

70+ points	(73) vs. Nicholls (7) 2014
60+ points:	(73) vs. Nicholls (7) 2014
50+ points	(52) vs. Northern Illinois (14) 2014
40+ points	(48) vs. UTEP (13) 2015
40+ points in a half	(56, 1st) vs. Nicholls 2014
30+ points in a half	(35, 1st) vs. UAB 2014
35+ points in a quarter	(35, 1st) vs. Nicholls 2014
28+ points in a quarter	(35, 1st) vs. Nicholls 2014
Defeated a ranked opponent	#8 vs. Ole Miss 2014
Defeated a ranked opponent on the road	at #22 Mississippi State 2010
Defeated ranked opponents in consecutive games	vs. #20 LSU; vs. #8 Ole Miss 2014
Shut out an opponent	(30) vs. Ole Miss 2014
Had consecutive shutouts	(17) vs. LSU; (30) vs. Ole Miss 2014
Had consecutive SEC shutouts	(17) vs. LSU; (30) vs. Ole Miss 2014
Did not allow a touchdown	(0) vs. Ole Miss 2014
Was shut out	vs. Alabama (52) 2013
600+ yards total offense	(684) vs. Nicholls 2014
500+ yards total offense	(515) vs. Toledo 2015
400+ yards total offense	(494) at Tennessee 2015
80+ total plays	(84) vs. Toledo 2015
30+ first downs	(30) vs. Toledo 2015
400+ yards rushing	(438) at Texas Tech 2014
300+ yards rushing	(438) at Texas Tech 2014
50+ rushing attempts	(50) at Tennessee 2015
5+ rushing touchdowns	(7) at Texas Tech 2014
4+ rushing touchdowns	(7) at Texas Tech 2014
3+ rushing touchdowns	(3) vs. UAB 2014
500+ yards passing	(510) vs. Texas A&M 2011
400-499 yards passing	(412) vs. Toledo 2015
300-399 yards passing	(308) vs. UTEP 2015
250-299 yards passing	(211) vs. UAB 2014
50+ pass attempts	(53) vs. Toledo 2015
30+ pass completions	(32) vs. Toledo 2015
5+ touchdown passes	(5) vs. Kentucky 2012
4+ touchdown passes	(4) vs. UTEP 2015
3+ touchdown passes	(4) vs. UTEP 2015
5+ fumbles	(5) at Texas A&M 2012
No turnovers	at Tennessee 2015
7+ turnovers	(7) vs. ULM 1997
100-yard rusher and 100-yard receiver	at Tennessee 2015 (RUSH: A. Collins - 154; R. Williams III - 100; REC: D. Morgan - 110)
200-yard rusher and 100-yard receiver	at South Carolina 2006 (RUSH: Darren McFadden - 219; REC: Marcus Monk - 192)
Two 100-yard rushers	at Tennessee 2015 (Alex Collins - 154; R. Williams III - 100)
Three 100-yard rushers	vs. North Texas 2007 (Darren McFadden - 138; Felix Jones - 132; Brandon Barnett - 105)
Two 100-yard receivers	vs. Jacksonville State 2012 (Brandon Mitchell - 122; Chris Gragg - 110)
Four different receivers caught touchdown passes	vs. Nicholls 2014 (Jared Cornelius, I; Keon Hatcher, I; Cody Hollister, I; Drew Morgan, I)
Scored on the first offensive play of the game	vs. Nicholls 2014 (Keon Hatcher 82 yard rush)
Returned a kickoff for TD	vs. Northern Illinois 2014 (Korliss Marshall - 97 yards)
Returned a game-opening kickoff for TD	vs. Northern Illinois 2014 (Korliss Marshall - 97 yards)
Returned a season-opening kickoff for TD	vs. Missouri State 2009 (Dennis Johnson - 91 yards)
Returned a punt for TD	vs. Kansas State 2011 (Joe Adams - 51 yards)
Returned two punts for TDs	vs. Missouri State 2011 (Joe Adams - 61 yards, 69 yards)
Returned an interception for a TD	vs. Ole Miss 2014 (Rohan Gaines - 100 yards)
Returned a fumble for a TD	vs. Texas 2014 (Taiwan Johnson - 0 yards)
Returned a blocked punt for a TD	vs. Eastern Michigan 2009 (Seth Armbrust - 1 yard)
Returned a blocked field goal for a TD	at Mississippi State 2004 (Pierre Brown - 76 yds)
Blocked a punt	at Alabama 2015 (Jeremy Sprinkle)
Blocked a field goal	vs. Toledo 2015 (Dan Skipper)
Blocked a PAT	vs. Tulsa 2012 (DeQuinta Jones)
Missed a PAT	vs. Georgia 2014 (John Henson)
Had a punt blocked	vs. Toledo 2015 (Zach Quinn)
Did not punt	vs. South Carolina 2011
Had a field goal blocked	at Tennessee 2015 (Shy Tuttle)
Had a PAT blocked	vs. Georgia 2014
Held an opponent to less than 10 first downs	(7) vs. Texas 2014
Intercepted 4+ passes	(4) vs. Mississippi State 2007
Intercepted 3+ passes	(3) vs. Ole Miss 2014
Intercepted 2+ passes	(2) at Alabama 2015
Recovered 3+ fumbles	(3) vs. Ole Miss 2014
Recovered 2+ fumbles	(2) vs. UTEP 2015
Forced 6+ turnovers	(6) vs. Ole Miss 2014
Forced 5+ turnovers	(6) vs. Ole Miss 2014
Forced 4+ turnovers	(6) vs. Ole Miss 2014
Held an opponent to less than 300 yards	(204) vs. UTEP 2015
Held an opponent to less than 200 yards	(59) vs. Texas 2014
Scored a safety	vs. Toledo 2015 (TEAM)
Scored on a fake punt	vs. Texas A&M 2014 (Sam Irwin-Hill - 51-yd. rush)
Scored on a fake field goal	vs. UAB 2014 (Tretola 6 yd. pass to D'Appollonio)
Scored a 2-point conversion	at Vanderbilt 2011 (Jarius Wright pass from Tyler Wilson)
Committed 1 penalty or less	vs. Texas A&M 2013

INDIVIDUAL

Had 400+ yards total offense in a game	(435) Brandon Allen vs. Toledo (23 rushing, 412 passing)
Had 300+ yards total offense in a game	(435) Brandon Allen vs. Toledo (23 rushing, 412 passing)
Was responsible for 5+ TDs in a game	(5) Tyler Wilson vs. Kentucky 2012 (5 pass)
Was responsible for 4+ TDs in a game	(4) Brandon Allen vs. UTEP 2015 (4 pass)
Was responsible for 3+ TDs in a game	(4) Brandon Allen vs. UTEP 2015 (4 pass)
Rushed 40+ times in a game	(40) DeCori Birmingham at Kentucky 2003
Rushed 30+ times in a game	(30) Knile Davis vs. LSU 2010
Rushed for 200+ yards in a game	(212) Alex Collins at Texas Tech 2014
Rushed for 150+ yards in a game	(154) Alex Collins at Tennessee 2015
Rushed for 100+ yards in a game	(154) Alex Collins, (100) Rawleigh Williams III at Tennessee 2015
Rushed for 150+ yards in consecutive games	Alex Collins (170) vs. Texas Tech, (151) vs. Texas A&M, (154) at Tennessee 2015
Rushed for 100+ yards in consecutive games	Alex Collins (170) vs. Texas Tech, (151) vs. Texas A&M, (154) at Tennessee 2015
Rushed for 4+ TDs in a game	(4) Jonathan Williams at Texas Tech 2014
Rushed for 3+ TDs in a game	(4) Jonathan Williams at Texas Tech 2014
Passed for 500+ yards in a game	(510) Tyler Wilson vs. Texas A&M 2011
Passed for 400+ yards in a game	(412) Brandon Allen vs. Toledo 2015
Passed for 300+ yards in a game	(412) Brandon Allen vs. Toledo 2015
Attempted 50+ passes in a game	(53) Brandon Allen vs. Toledo 2015
Attempted 40+ passes in a game	(53) Brandon Allen vs. Toledo 2015
Attempted 30+ passes in a game	(32) Brandon Allen at Alabama 2015
Threw 5+ TD passes in a game	(5) Tyler Wilson vs. Kentucky 2012
Threw 4+ TD passes in a game	(4) Brandon Allen vs. UTEP 2015
Threw 3+ TD passes in a game	(4) Brandon Allen vs. UTEP 2015
Had 300+ yards receiving in a game	(303) Cobi Hamilton vs. Rutgers 2012
Had 200+ yards receiving in a game	(303) Cobi Hamilton vs. Rutgers 2012
Had 150+ yards receiving in a game	(155) Drew Morgan vs. Texas A&M 2015
Had 100+ yards receiving in a game	(110) Drew Morgan at Tennessee 2015
100+ receiving yards in consecutive games	Drew Morgan (155) vs. Texas A&M, (110) at Tennessee 2015
Caught 10+ passes in a game	(10) Cobi Hamilton vs. LSU 2012
Caught 10+ passes in consecutive games	Cobi Hamilton (12) vs. Ole Miss, (11) vs. Tulsa 2012
Caught 3+ TD passes in a game	(3) Cobi Hamilton vs. Rutgers 2012
Caught 2+ TD passes in a game	(2) Keon Hatcher vs. UTEP 2015
Scored 15+ points kicking	(15) Todd Wright (4-4 FG, 3-4 PAT) vs. UTEP 1989
Kicked 5+ field goals in a game	(5) Kendall Trainor vs. Texas A&M 1988
Kicked 4+ field goals in a game	(4) Alex Tejada vs. Troy 2007
Made a 60+yard+ FG	(67) Steve Little vs. Texas 1977
Made a 50+yard+ FG	(54) Zach Hocker vs. Mississippi State 2013
Had an 80+yard+ punt	(83) Pete Raether vs. Louisiana-Lafayette 1991
Had a 70+yard+ punt	(79) Sam Irwin-Hill vs. South Carolina 2013
Intercepted 3+ passes in a game	(3) Michael Grant vs. ULM 2006
Intercepted 2+ passes in a game	(2) Tramain Thomas vs. Auburn 2011
Returned 2+ punts for TDs	(2) Joe Adams vs. Missouri State 2011 (61 yards, 69 yards)
Had a 90+ yard rush	(90) Jonathan Williams vs. Nicholls 2014
Had an 80+ yard rush	(84) Alex Collins at Texas Tech 2014
Had a 70+ yard rush	(70) Alex Collins vs. UTEP 2015
Had a 60+ yard rush	(70) Alex Collins vs. UTEP 2015
Had a 90+ yard pass	(92) Matt Jones to Richard Smith at Tennessee 2002
Had an 80+ yard pass	(80) Tyler Wilson to Cobi Hamilton vs. Rutgers 2012
Had a 70+ yard pass	(77) Tyler Wilson to Jonathan Williams vs. Kentucky 2012
Had two 80+ yard passes	(85) Ryan Mallett to Cobi Hamilton, (80) Ryan Mallett to Cobi Hamilton vs. LSU 2010
Had two 70+ yard passes	(77) Tyler Wilson to Jonathan Williams, (74) Tyler Wilson to Jonathan Williams vs. Kentucky 2012





GAME 7: AUBURN

OCT. 24 | DONALD W. REYNOLDS RAZORBACK STADIUM

THE LAST TIME AN OPPONENT...

TEAM

Failed to score a TD	Ole Miss 2014
Had 30+ first downs	(32) South Carolina 2013
300+ yards rushing	(302) Auburn 2014
50+ rushing attempts	(54) South Carolina 2013
400+ yards passing	(428) Ole Miss 2013
300+ yards passing	(358) vs. Texas A&M 2015
250+ yards passing	(262) at Alabama 2015
50+ pass attempts	(68) ULM 2012
30+ pass completions	(34) Texas A&M 2012
4+ touchdown passes	(4) Texas A&M 2014
3+ touchdown passes	(4) Texas A&M 2014
500+ yards total offense	(523) Texas A&M 2014
80+ total plays	(83) at Missouri 2014
70+ points	(70) Southern California 2005
60+ points	(65) Auburn 2010
50+ points	(52) Alabama 2013
40+ points	(45) Georgia 2014
No turnovers	vs. Texas A&M 2015
5+ Fumbles	(5) Kentucky (lost 2) 2008
100-yard+ rusher and 100-yard+ receiver	Georgia 2014
	(RUSH: Nick Chubb, 202 yards; REC: Chris Conley, 128 yards)
Returned a kickoff for TD	Tennessee 2015 (Evan Berry - 96 yards)
Returned a punt for TD	Rutgers 2013 (Janarion Grant - 58 yards)
Returned an interception for a TD	Auburn 2014 (Jermaine Whitehead - 33 yards)
Returned 2+ interceptions for TDs	(2) Alabama 2008 (Javier Arenas - 63 yards, Justin Woodall - 74 yards)
Returned a fumble for a TD	Georgia 2014 (Dominick Sanders - 54 yards)
Returned a blocked punt for a TD	Kentucky 2003 (Andrew Hopewell, six yards)
Blocked a punt	vs. Toledo 2015 (Zach Quinn)
Blocked a field goal	at Tennessee 2015 (Shy Tuttle)
Had a field goal blocked	vs. Toledo 2015
Had a punt blocked	at Alabama 2015
Missed a PAT	Florida 2013
Missed two PATs	Tulsa 2012
Had PAT blocked	Tulsa 2012
Intercepted 3+ passes	(3) Alabama 2010
Scored a safety	Auburn 2008
Scored a 2-point conversion	vs. Texas A&M 2015

INDIVIDUAL

Rushed 35+ times in a game	(35) Herb Donaldson (Western Illinois) 2008
Rushed 30+ times in a game	(30) Nick Chubb (Georgia) 2014
Rushed for 200+ yards in a game	(202) Nick Chubb (Georgia) 2014
Rushed for 150+ yards in a game	(202) Nick Chubb (Georgia) 2014
Rushed for 3+ touchdowns in a game	(4) Tre Mason (Auburn) 2013
Passed for 400+ yards in a game	(416) Bo Wallace (Ole Miss) 2013
Passed for 300+ yards in a game	(358) Kyle Allen (Texas A&M) 2015
Attempted 60+ passes in a game	(67) Kolton Browning (ULM) 2012
Attempted 50+ passes in a game	(67) Kolton Browning (ULM) 2012
Attempted 40+ passes in a game	(42) Maty Mauk at Missouri 2014
Threw 5+ TDs in a game	(5) Gary Nova (Rutgers) 2012
Threw 4+ TDs in a game	(4) Kenny Hill (Texas A&M) 2014
Threw 3+ TDs in a game	(4) Kenny Hill (Texas A&M) 2014
Had 400+ yards total offense in a game	(416) Kenny Hill (Texas A&M) 2014 (PASS: 386; RUSH: 30)
Had 300+ yards total offense in a game	(363) Kyle Allen vs. Texas A&M 2015 (PASS: 358; RUSH: 5)
Had 200+ yards receiving in a game	(208) Jamayel Smith (Mississippi State) 2007
Had 150+ yards receiving in a game	(173) Christian Kirk (Texas A&M) 2015
Had 100+ yards receiving in a game	(140) Calvin Ridley (Alabama) 2015
Caught 15+ passes in a game	(17) Willie Goshia (Auburn) 1995
Caught 10+ passes in a game	(12) Keyarris Garrett (Tulsa) 2012
Caught 3+ TD passes in a game	(3) Jamie Armstrong (Ole Miss) 2001
Caught 2+ TD passes in a game	(2) Christian Kirk (Texas A&M) 2015
Made 4+ field goals in a game	(4) Josh Jasper (LSU) 2009
Made a 50+ yard field goal	(52) Andrew Baggett (Missouri) 2014
Had an 80+ yard punt	(82) Derek Helton (LSU) 2010
Had a 70+ yard punt	(72) Jordan Chiles (Missouri State) 2011
Intercepted 2+ passes in a game	(2) Steven Terrell (Texas A&M) 2012
Had a 90+ yard run	(97) John Avery (Ole Miss) 1997
Had an 80+ yard run	(80) Derrick Henry (Alabama) 2013
Had a 70+ yard run	(80) Derrick Henry (Alabama) 2013
Had a 90+ yard pass	(99) Gino Toretta to Horace Copeland (Miami [Fla.]) 1991
Had an 80+ yard pass	(81) Jake Coker to Calvin Ridley (Alabama) 2015
Had a 70+ yard pass	(81) Jake Coker to Calvin Ridley (Alabama) 2015

GAME 7: AUBURN

OCT. 24 | DONALD W. REYNOLDS RAZORBACK STADIUM



GAME	FINAL SCORE	SCORE BY QUARTER				FIRST DOWNS				RUSHING			PASSING			TOTAL OFFENSE		PUNTING	FUMBLES	PENALTY	THIRD DOWNS	TOTAL TOP
		1	2	3	4(OT)	RU	PA	PN	TOT	ATT	YDS	TD	C-A-I	YDS	TD	ATT	YDS	NO-AVG	NO-LOST	NO-YDS		
UTEP	13	0	10	3	0	4	9	0	13	34	58	1	14-19-1	146	0	53	204	3-46.7	3-2	2-15	7-14	30:41
Arkansas	48	14	14	17	3	7	11	0	18	34	182	2	14-20-0	308	4	54	490	1-35.0	0-0	6-68	5-11	29:19
Toledo	16	6	3	7	0	4	10	1	15	24	81	1	21-38-0	237	1	62	318	4-36.8	1-0	8-55	7-17	22:05
Arkansas	12	0	7	0	5	9	20	1	30	31	103	1	32-53-1	412	0	84	515	2-19.0	1-0	9-85	5-13	37:55
Texas Tech	35	14	7	7	7	9	14	1	24	27	171	3	27-31-2	315	2	58	486	0-0.0	0-0	4-31	7-10	23:17
Arkansas	24	7	14	3	0	12	10	1	23	43	228	1	16-21-1	196	2	64	424	1-49.0	1-1	5-43	7-11	36:43
Texas A&M	28	0	10	3	15	3	11	3	17	20	65	1	21-28-0	358	2	48	423	4-48.8	0-0	7-52	2-9	20:32
Arkansas	21	7	0	7	7	13	11	1	25	42	232	2	20-25-1	225	1	67	457	3-36.3	1-1	11-93	5-10	39:28
Arkansas	24	7	10	7	0	12	10	1	23	50	275	2	11-24-0	219	1	74	494	5-41.8	0-0	3-20	6-15	35:18
Tennessee	20	14	3	3	0	8	11	0	19	33	133	1	20-37-0	232	0	70	365	4-46.5	2-1	4-39	7-16	24:42
Arkansas	14	0	7	0	7	1	8	1	10	25	44	0	15-32-1	176	2	57	220	10-40.2	1-0	7-44	5-16	26:07
Alabama	27	3	0	7	17	12	8	2	22	46	134	1	24-33-2	262	2	79	396	5-45.2	0-0	6-56	7-16	33:53

Auburn
Arkansas
UT Martin
Arkansas
Arkansas
Ole Miss
Arkansas
LSU
Mississippi St.
Arkansas
Missouri
Arkansas

GAME-BY-GAME OFFENSIVE STARTERS

OPPONENT	LT	LG	C	RG	RT	TE/FB	TE/FB	QB	RB	WR	WR
UTEP	Kirkland	Tretola	Smothers	Ragnow	Skipper	Henry	Sprinkle	B. Allen	A. Collins	Hatcher	Cornelius
Toledo	Kirkland	Tretola	Smothers	Ragnow	Skipper	Henry	Sprinkle	B. Allen	A. Collins	Hatcher	Hollister
Texas Tech	Kirkland	Tretola	Smothers	Ragnow	Skipper	Henry	Sprinkle	B. Allen	A. Collins	Morgan	Cornelius
vs. Texas A&M	Kirkland	Tretola	Smothers	Ragnow	Skipper	Henry	Sprinkle	B. Allen	A. Collins	Morgan	Edwards
at Tennessee	Kirkland	Tretola	Smothers	Ragnow	Skipper	Henry	Sprinkle	B. Allen	A. Collins	Morgan	Edwards
at Alabama	Kirkland	Tretola	Smothers	Ragnow	Skipper	Henry	Sprinkle	B. Allen	A. Collins	Morgan	Robinson
Auburn											
UT Martin											
at Ole Miss											
at LSU											
Mississippi State											
Missouri											

GAME-BY-GAME DEFENSIVE STARTERS

OPPONENT	DE	DT	DT	DE	SLB/CB	MLB	WLB	CB	FS	SS	CB
UTEP	Winston	Hodge	T. Johnson	Beaun	Hackett	Josh Williams	Ellis	J. Collins	Liddell	Gaines	DJ Dean
Toledo	Winston	Hodge	T. Johnson	Ledbetter	Toliver (CB)	Josh Williams	Ellis	J. Collins	Liddell	Gaines	DJ Dean
Texas Tech	Winston	Hodge	T. Johnson	Ledbetter	Toliver (CB)	Ellis	Greenlaw	J. Collins	Liddell	Gaines	DJ Dean
vs. Texas A&M	Beaun	Hodge	T. Johnson	Ledbetter	Toliver (CB)	Ellis	Greenlaw	J. Collins	Ramirez	Gaines	DJ Dean
at Tennessee	Beaun	Hodge	T. Johnson	Ledbetter	Toliver (CB)	Ellis	Greenlaw	J. Collins	Ramirez	Gaines	DJ Dean
at Alabama	Winston	Hodge	T. Johnson	Ledbetter	Eugene	Ellis	Greenlaw	J. Collins	Ramirez	Gaines	DJ Dean
Auburn											
UT Martin											
at Ole Miss											
at LSU											
Mississippi State											
Missouri											

SEASON/CAREER STARTS

OFFENSE	2015	2014	2013	2012	2011	TOT	CONS	DEFENSE	2015	2014	2013	2012	TOT	CONS
Brandon Allen, QB, Sr.	6	13	11	1	-	31	27	Tevin Beaun, DL, So.	3	-	-	-	3	0
Alex Collins, RB, Jr.	6	2	-	-	-	8	6	Jared Collins, DB, Jr.	6	12	2	-	20	16
Jared Cornelius, WR, So.	2	-	-	-	-	2	0	D.J. Dean, DB, Jr.	6	7	1	-	14	13
Kendrick Edwards, WR, So.	2	-	-	-	-	2	0	Brooks Ellis, LB, Jr.	6	11	4	-	21	11
Keon Hatcher, WR, Sr.	2	11	6	-	-	19	0	Dwayne Eugene, LB, So.	1	-	-	-	1	1
Cody Hollister, WR, Jr.	1	7	-	-	-	8	0	Rohan Gaines, DB, Sr.	6	10	5	11	32	6
Hunter Henry, TE, Jr.	6	10	7	-	-	23	13	Dre Greenlaw, LB, Fr.	4	-	-	-	4	4
Denver Kirkland, OL, Jr.	6	13	8	-	-	27	27	Khalia Hackett, LB, So.	1	-	-	-	1	0
Drew Morgan, WR, Jr.	4	-	-	-	-	4	4	DeMarcus Hodge, DL, Sr.	6	-	-	-	6	6
Frank Ragnow, OL, So.	6	-	-	-	-	6	6	Taiwan Johnson, DL, Jr.	6	13	-	-	19	19
Jojo Robinson, WR, R-Fr.	1	-	-	-	-	1	1	Jeremiah Ledbetter, DL, Jr.	5	-	-	-	5	5
Dan Skipper, OL, Jr.	6	13	8	-	-	27	27	Brandon Lewis, DL, Jr.	-	-	1	-	1	0
Mitch Smothers, OL, Sr.	6	13	4	-	4	27	19	Josh Liddell, DB, So.	3	2	-	-	5	0
Jeremy Sprinkle, TE, Jr.	6	-	2	-	-	8	6	Mitchell Loewen, DL, Sr.	0	0	8 (TE)	-	8	0
Sebastian Tretola, OL, Sr.	6	11	-	-	-	17	17	Dayvon McKinney, DB, Sr.	-	1	-	2	3	0
Kody Walker, RB, Jr.	-	1	-	-	1	2	0	Santos Ramirez, DB, R-Fr.	3	-	-	-	3	3
Jonathan Williams, RB, Sr.	-	11	11	2	-	25	0	Henre Toliver, DB, So.	4	4	-	-	8	0
								Josh Williams, LB, Jr.	2	2	-	-	4	0
								Deatrich Wise Jr., DL, Jr.	-	1	1	-	2	0
								JaMichael Winston, DL, Jr.	4	12	-	-	16	1

* Please note that all starts may not be at the positions the player is currently listed





GAME 7: AUBURN

OCT. 24 | DONALD W. REYNOLDS RAZORBACK STADIUM

ARKANSAS SCORING DRIVES

Opponent	No. of Plays	Total Yards	Drive Time	Type of Score	Score Qtr/Time	Drive Start	Scoring Play
UTEP	7	75	3:25	TD	1st/11:35	AR 25	Morgan 26-yd rec.
UTEP	8	79	3:47	TD	1st/4:11	AR 21	Hatcher 20-yd rec.
UTEP	3	70	1:34	TD	2nd/11:17	AR 30	Cornelius 58-yd rec.
UTEP	6	75	3:39	TD	2nd/5:17	AR 25	Hatcher 38-yd rec.
UTEP	1	7	0:06	TD	3rd/14:42	UT 07	A. Collins 7-yd rush
UTEP	1	3	0:04	TD	3rd/12:57	UT 03	Walker 3-yd rush
UTEP	5	47	2:08	FG	3rd/8:38	UT 49	Hedlund 19-yd field goal
UTEP	7	5	3:28	FG	4th/6:30	UT 15	Hedlund 27-yd field goal
Toledo	8	89	3:47	TD	2nd/7:53	AR 11	A. Collins 21-yd rush
Toledo	21	73	10:39	FG	4th/9:30	AR 19	Hedlund 25-yd field goal
Toledo	-	-	-	SAF	4th/0:52	-	TEAM Safety
Texas Tech	7	60	4:10	TD	1st/3:06	AR 40	A.Collins 1-yd rush
Texas Tech	12	81	7:03	TD	2nd/8:18	AR 19	Henry 7-yd rec.
Texas Tech	11	75	6:49	TD	2nd/1:03	AR 25	Morgan 24-yd rec.
Texas Tech	15	75	8:31	FG	3rd/2:00	AR 20	Hedlund 22-yd field goal
Texas A&M	11	86	7:15	TD	1st/1:08	AR 14	Morgan 17-yd rec.
Texas A&M	7	77	3:47	TD	3rd/4:17	AR 23	A. Collins 4-yd rush
Texas A&M	8	80	3:59	TD	4th/14:12	AR 20	R. Williams III 3-yd rush
Tennessee	4	75	2:09	TD	1st/5:57	AR 25	A. Collins 4-yd rush
Tennessee	4	80	1:31	TD	2nd/14:03	AR 20	D. Reed 33-yd rec.
Tennessee	9	60	1:27	FG	3rd/0:00	AR 31	Hedlund 26-yd field goal
Tennessee	10	80	5:42	TD	3rd/9:12	AR 20	A. Collins 1-yd rush
Alabama	3	12	0:57	TD	2nd/1:29	AL 12	D. Morgan 4-yd rec.
Alabama	5	74	1:07	TD	4th/1:37	AR 26	D. Reed 54-yd rec.

OPPONENT SCORING DRIVES

Opponent	No. of Plays	Total Yards	Drive Time	Type of Score	Score Qtr/Time	Drive Start	Scoring Play
UTEP	11	45	6:20	FG	2nd/12:51	UT 35	Mattox 38-yd field goal
UTEP	5	75	2:21	TD	2nd/8:56	UT 25	Golden 10-yd rush
UTEP	11	55	5:37	FG	3rd/3:01	UT 19	Mattox 44-yd field goal
Toledo	6	25	1:10	TD	1st/6:59	AR 25	C. Jones 5-yd rec.
Toledo	8	45	1:44	FG	2nd/1:06	TOL 34	Vest 38-yd field goal
Toledo	10	80	4:09	TD	3rd/5:09	TOL 20	Jones-Moore 11-yd rush
Texas Tech	8	77	2:39	TD	1st/10:45	TTU 23	R. Davis 3-yd rec.
Texas Tech	8	75	2:45	TD	1st/0:21	TTU 25	Mahomes 1-yd rush
Texas Tech	2	85	0:26	TD	2nd/8:18	TTU 15	R. Davis 2-yd rec.
Texas Tech	11	77	4:29	TD	3rd/10:31	TTU 23	Mahomes 2-yd rush
Texas Tech	9	83	3:51	TD	4th/13:09	TTU 17	Stockton 22-yd rush
Texas A&M	4	97	1:20	TD	2nd/14:48	TAMU 3	Kirk 44-yd rec.
Texas A&M	6	80	2:03	FG	2nd/5:33	TAMU 14	Bertolet 23-yd field goal
Texas A&M	14	65	6:56	FG	3rd/8:04	TAMU 31	Bertolet 22-yd field goal
Texas A&M	5	85	1:21	TD	4th/2:50	TAMU 15	Carson 2-yd rush
Texas A&M	2	25	-	TD	10T	AR 25	Kirk 20-yd rec.
Tennessee	0	0	0:12	TD	1st/14:48	-	Ev. Berry 96-yd kickoff ret.
Tennessee	11	89	3:23	TD	1st/8:06	UT 11	J. Dobbs 7-yd rush
Tennessee	14	58	4:09	FG	2nd/9:54	UT 25	A. Medley 35-yd field goal
Tennessee	8	49	2:26	FG	3rd/6:41	UT 24	A. Medley 45-yd field goal
Alabama	13	80	5:31	FG	1st/7:09	AL 13	Griffith 24-yd field goal
Alabama	1	81	0:11	TD	3rd/1:39	AL 19	C. Ridley 81-yd rec.
Alabama	7	43	2:34	TD	4th/12:49	AR 43	Mullaney 3-yd rec.
Alabama	4	-4	1:45	FG	4th/10:07	AR 13	Griffith 35-yd field goal
Alabama	4	16	2:05	TD	4th/2:44	AR 16	Henry 1-yd rush

SCORING DRIVE ANALYSIS

YARDAGE	ARKANSAS		OPPONENTS	
	TD	FG	TD	FG
No Drive	--	--	1	--
Negative Yds.	--	--	--	1
0-9	2	1	--	--
10-19	1	--	1	--
20-29	--	--	2	--
30-39	--	--	--	--
40-49	--	1	1	3
50-59	--	--	--	2
60-69	1	1	--	1
70-79	8	2	4	--
80-89	6	--	6	2
90-99	--	--	1	--
TOTALS	18	5	16	9

GAME-OPENING DRIVES

OPPONENT	ARKANSAS			OPPONENTS		
	PTS	1STD	YDS	PTS	1STD	YDS
UTEP	7	4	75	0	1	15
Toledo	0	2	33	0	2	41
Texas Tech	0	0	3	7	4	77
vs. Texas A&M	0	1	27	0	1	18
at Tennessee	0	2	22	7	5	89
at Alabama	0	1	19	3	4	80
Auburn						
UT Martin						
at Ole Miss						
at LSU						
Mississippi State						
Missouri						
TOTALS	7	10	179	17	17	320

SECOND HALF-OPENING DRIVES

OPPONENT	ARKANSAS			OPPONENTS		
	PTS	1STD	YDS	PTS	1STD	YDS
UTEP	7	0	7	0	0	0
Toledo	0	1	18	0	0	2
Texas Tech	3	5	75	7	4	77
vs. Texas A&M	7	4	77	3	3	65
at Tennessee	7	4	80	3	2	49
at Alabama	0	1	26	0	2	24
Auburn						
UT Martin						
at Ole Miss						
at LSU						
Mississippi State						
Missouri						
TOTALS	24	15	273	13	11	217

DRIVE SUPERLATIVES

	ARKANSAS	OPPONENTS
Most Plays/Result	21 vs. Toledo/Touchdown	17 vs. Toledo/Missed FG
Most Yards/Result	89 vs. Toledo/Touchdown	97 vs. Texas A&M/Touchdown
Most Time/Result	10:39 vs. Toledo/Field Goal	6:56 vs. Texas A&M/Field Goal

THREE-AND-OUTS

	ARKANSAS		OPPONENTS	
	THREE-AND-OUTS/DRIVES	THREE-AND-OUTS/DRIVES	THREE-AND-OUTS/DRIVES	THREE-AND-OUTS/DRIVES
UTEP	0/9	3/10		
Toledo	0/10	3/9		
Texas Tech	2/8	1/8		
vs. Texas A&M	1/9	2/10		
at Tennessee	3/12	2/10		
at Alabama	7/14	3/15		
Auburn				
UT Martin				
at Ole Miss				
at LSU				
Mississippi State				
Missouri				
TOTALS	13/62	14/62		

SPECIAL TEAMS TACKLES

	TOTAL	KO	PUNT
Khalia Hackett	4	4	0
Dwayne Eugene	4	3	1
Kevin Richardson	3	3	0
Luke Rossi	3	3	0
Willie Sykes	3	3	0
Jared Collins	3	3	0
Drew Gorton	2	0	2
Dre Greenlaw	2	2	0
Ryan Pulley	2	2	0
Kendrick Jackson	1	1	0
Jeremy Sprinkle	1	1	0
Davyon McKinney	1	1	0
Nick Thomas-Smith	1	1	0
Hjalte Froholdt	1	0	1
Rohan Gaines	1	0	1
Damon Mitchell	1	1	0
De'Andre Coley	1	1	0
TOTAL	34	29	5

NON-OFFENSIVE SCORES

ARKANSAS (1)	OPPONENTS (1)
TEAM Safety (vs. Toledo)	Evan Berry 96-yd kickoff return (at Tennessee)



ARKANSAS 20-YARD PLUS PLAYS

YARDS	TYPE	PLAYER(S)	OPPONENT
70	Rush	Alex Collins	UTEP
58*	Pass	Jared Cornelius from Brandon Allen	UTEP
54*	Pass	Dominique Reed from Brandon Allen	Alabama
52	Pass	Drew Morgan from Brandon Allen	Tennessee
51	Pass	Hunter Henry from Brandon Allen	Tennessee
45	PR	DJ Dean	Texas A&M
44	Rush	Rawleigh Williams	Tennessee
43	PR	Jared Cornelius	Toledo
42	Pass	Jeremy Sprinkle from Brandon Allen	UTEP
38	Pass	Drew Morgan from Brandon Allen	Texas A&M
38	Pass	Hunter Henry from Brandon Allen	UTEP
38*	Pass	Keon Hatcher from Brandon Allen	UTEP
34	Pass	Jared Cornelius from Brandon Allen	Texas Tech
33*	Pass	Dominique Reed from Brandon Allen	Tennessee
31	Pass	Drew Morgan from Brandon Allen	Texas A&M
30	KR	Eric Hawkins	UTEP
29	Rush	Alex Collins	Tennessee
28	Pass	Drew Morgan from Brandon Allen	Toledo
26	Rush	Alex Collins	Texas Tech
26	Rush	Alex Collins	UTEP
26	Pass	Keon Hatcher from Brandon Allen	Toledo
26*	Pass	Drew Morgan from Brandon Allen	UTEP
25	KR	Eric Hawkins	Toledo
25	Rush	Alex Collins	Tennessee
25	KR	Eric Hawkins	UTEP
24*	Pass	Drew Morgan from Brandon Allen	Texas Tech
23	KR	Jojo Robinson	Texas A&M
22	KR	Jojo Robinson	Texas Tech
22	Pass	Cody Hollister from Brandon Allen	Toledo
22	Rush	Alex Collins	Texas Tech
22	KR	Eric Hawkins	Toledo
21	Pass	Jeremy Sprinkle from Brandon Allen	Alabama
21	Pass	Dominique Reed from Brandon Allen	Alabama
21	Pass	Drew Morgan from Brandon Allen	Texas A&M
21	KR	Eric Hawkins	Toledo
21*	Rush	Alex Collins	Toledo
20	KR	Jojo Robinson	Tennessee
20	KR	Jojo Robinson	Texas A&M
20*	Pass	Keon Hatcher from Brandon Allen	UTEP

* touchdown scored on play

ARKANSAS LONG PLAYS BY YARDS

	NO	TD
100+	0	0
90-99	0	0
80-89	0	0
70-79	1	0
60-69	0	0
50-59	4	2
40-49	4	0
30-39	7	2
20-29	23	4
TOTAL	39	8

ARKANSAS LONG PLAYS BY TYPE

	NO	TD
Rushing	8	1
Passing	20	7
Punt returns	2	0
Kick returns	9	0
Interceptions	0	0
Fumble returns	0	0
Other	0	0
TOTAL	39	8

ARKANSAS 20-YARD PLUS PLAYS BY PLAYER

PLAYER	NO.	TD	R	P	KR	PR	IR	FR
Drew Morgan	7	2	0	7	0	0	0	0
Alex Collins	7	1	7	0	0	0	0	0
Eric Hawkins	5	0	0	0	5	0	0	0
Jojo Robinson	4	0	0	0	4	0	0	0
Dominique Reed	3	2	0	3	0	0	0	0
Keon Hatcher	3	2	0	3	0	0	0	0
Jared Cornelius	3	1	0	2	0	1	0	0
Jeremy Sprinkle	2	0	0	2	0	0	0	0
Hunter Henry	2	0	0	2	0	0	0	0
Cody Hollister	1	0	0	1	0	0	0	0
Rawleigh Williams III	1	0	1	0	0	0	0	0
DJ Dean	1	0	0	0	0	1	0	0
TOTAL	39	8	8	20	9	2	0	0

ARKANSAS LONGEST PLAYS OF THE YEAR

TYPE	YDS	PLAY
Rushing	70	Alex Collins vs UTEP (9/5/2015)
Rushing Touchdown	21	Alex Collins vs Toledo (9/12/2015)
Passing	58	Jared Cornelius from Brandon Allen vs UTEP (9/5/2015)
Passing Touchdown	58	Jared Cornelius from Brandon Allen vs UTEP (9/5/2015)
Punt Return	45	DJ Dean vs. Texas A&M (9/26/2015)
Kick Return	30	Eric Hawkins vs UTEP (9/5/2015)
Interception Return	18	Santos Ramirez at Alabama (10/10/2015)
Fumble Return		None
Punt	50	Toby Baker at Tennessee (10/3/2015)
	50	Toby Baker at Tennessee (10/3/2015)
	50	Toby Baker vs Texas A&M (9/26/2015)
Field Goal	27	Cole Hedlund vs UTEP (9/5/2015)

100-YARD RUSHING GAMES

	2015	2014	2013	TOTAL
Alex Collins	4	3	4	11
Jonathan Williams	-	5	4	9
Rawleigh Williams III	1	-	-	1

200-YARD RUSHING GAMES

	2015	2014	2013	TOTAL
Alex Collins	-	1	-	1

100-YARD RECEIVING GAMES

	2015	2014	2013	2012	TOTAL
Hunter Henry	1	1	1	-	3
Keon Hatcher	1	1	-	-	2
Drew Morgan	2	-	-	-	2
Jonathan Williams	-	-	-	1	1

200-YARD PASSING GAMES

	2015	2014	2013	TOTAL
Brandon Allen	4	4	2	10



2015 Arkansas Razorbacks Football
Arkansas Game Results (as of Oct 19, 2015)
All games

Date	Opponent	Score	Overall	Conference	Time	Attend
Sep 05, 2015	UTEP	W 48-13	1-0	0-0	3:03	67708
Sep 12, 2015	TOLEDO	L 12-16	1-1	0-0	3:43	49591
Sep 19, 2015	TEXAS TECH	L 24-35	1-2	0-0	3:09	73334
* Sep 26, 2015	vs #14 Texas A&M	Lo 21-28	1-3	0-1	3:19	67339
* Oct. 3, 2015	at Tennessee	W 24-20	2-3	1-1	3:22	101265
* Oct 10, 2015	at #8 Alabama	L 14-27	2-4	1-2	3:31	101821

2015 Arkansas Razorbacks Football
Arkansas Overall Team Statistics (as of Oct 19, 2015)
All games

Team Statistics	AR	OPP
SCORING	143	139
Points Per Game	23.8	23.2
Points Off Turnovers	31	13
FIRST DOWNS	129	110
Rushing	54	40
Passing	70	63
Penalty	5	7
RUSHING YARDAGE	1064	642
Yards gained rushing	1145	805
Yards lost rushing	81	163
Rushing Attempts	225	184
Average Per Rush	4.7	3.5
Average Per Game	177.3	107.0
TDs Rushing	8	8
PASSING YARDAGE	1536	1550
Comp-Att-Int	108-175-4	127-186-5
Average Per Pass	8.8	8.3
Average Per Catch	14.2	12.2
Average Per Game	256.0	258.3
TDs Passing	10	7
TOTAL OFFENSE	2600	2192
Total Plays	400	370
Average Per Play	6.5	5.9
Average Per Game	433.3	365.3
KICK RETURNS: #-Yards	16-330	22-504
PUNT RETURNS: #-Yards	7-123	8-104
INT RETURNS: #-Yards	5-30	4-27
KICK RETURN AVERAGE	20.6	22.9
PUNT RETURN AVERAGE	17.6	13.0
INT RETURN AVERAGE	6.0	6.8
FUMBLES-LOST	4-2	6-3
PENALTIES-Yards	41-353	31-248
Average Per Game	58.8	41.3
PUNTS-Yards	22-842	20-894
Average Per Punt	38.3	44.7
Net punt average	32.6	35.5
KICKOFFS-Yards	27-1683	31-1979
Average Per Kick	62.3	63.8
Net kick average	39.0	41.9
TIME OF POSSESSION/Game	34:08	25:52
3RD-DOWN Conversions	33/76	37/82
3rd-Down Pct	43%	45%
4TH-DOWN Conversions	4/10	4/8
4th-Down Pct	40%	50%
SACKS BY-Yards	6-45	5-29
MISC YARDS	3	1
TOUCHDOWNS SCORED	18	16
FIELD GOALS-ATTEMPTS	5-8	9-15
ON-SIDE KICKS	0-1	0-0
RED-ZONE SCORES	(16-25) 64%	(18-23) 78%
RED-ZONE TOUCHDOWNS	(11-25) 44%	(11-23) 48%
PAT-ATTEMPTS	(18-18) 100%	(14-14) 100%
ATTENDANCE	190633	203086
Games/Avg Per Game	3/63544	2/101543
Neutral Site Games		1/67339

Score by Quarters	1st	2nd	3rd	4th	OT	Total
Arkansas	35	52	34	22	0	143
Opponents	37	33	30	32	7	139

2015 Arkansas Razorbacks Football
Arkansas Overall Individual Statistics (as of Oct 19, 2015)
All games

Rushing	gp	att	gain	loss	net	avg	td	lg	avg/g
Alex Collins	6	125	717	35	682	5.5	6	70	113.7
Rawleigh Williams	6	52	241	5	236	4.5	1	44	39.3
Brandon Allen	6	31	134	26	108	3.5	0	17	18.0
Kody Walker	2	10	30	2	28	2.8	1	11	14.0
Damon Mitchell	6	2	10	0	10	5.0	0	5	1.7
Drew Morgan	6	1	8	0	8	8.0	0	8	1.3
Adam McFain	3	1	3	0	3	3.0	0	3	1.0
Toby Baker	6	1	2	0	2	2.0	0	2	0.3
Keon Hatcher	2	1	0	0	0	0.0	0	0	0.0
Team	2	1	0	13	-13	-13.0	0	0	-6.5
Total	6	225	1145	81	1064	4.7	8	70	177.3
Opponents	6	184	805	163	642	3.5	8	38	107.0

Passing	gp	effic	comp-att-int	pct	yds	td	lg	avg/g
Brandon Allen	6	151.46	108-173-4	62.4	1536	10	58	256.0
Austin Allen	1	0.00	0-2-0	0.0	0	0	0	0.0
Total	6	149.73	108-175-4	61.7	1536	10	58	256.0
Opponents	6	145.32	127-186-5	68.3	1550	7	81	258.3

Receiving	gp	no.	yds	avg	td	lg	avg/g
Drew Morgan	6	27	428	15.9	4	52	71.3
Hunter Henry	6	21	286	13.6	1	51	47.7
Keon Hatcher	2	13	198	15.2	2	38	99.0
Jeremy Sprinkle	6	10	132	13.2	0	42	22.0
Jared Cornelius	3	7	150	21.4	1	58	50.0
Dominique Reed	5	6	119	19.8	2	54	23.8
Jojo Robinson	5	6	53	8.8	0	15	10.6
Rawleigh Williams	6	5	26	5.2	0	10	4.3
Cody Hollister	2	4	65	16.2	0	22	32.5
Kendrick Edwards	4	4	51	12.8	0	16	12.8
Alex Collins	6	4	22	5.5	0	9	3.7
Damon Mitchell	6	1	6	6.0	0	6	1.0
Total	6	108	1536	14.2	10	58	256.0
Opponents	6	127	1550	12.2	7	81	258.3

Punt Returns	no.	yds	avg	td	lg
DJ Dean	4	68	17.0	0	45
Jared Cornelius	3	55	18.3	0	43
Total	7	123	17.6	0	45
Opponents	8	104	13.0	0	29

Interceptions	no.	yds	avg	td	lg
Josh Liddell	1	0	0.0	0	0
Santos Ramirez	1	18	18.0	0	18
Henre' Toliver	1	12	12.0	0	12
DJ Dean	1	0	0.0	0	0
Jared Collins	1	0	0.0	0	0
Total	5	30	6.0	0	18
Opponents	4	27	6.8	0	20

Kick Returns	no.	yds	avg	td	lg
Jojo Robinson	8	154	19.2	0	23
Eric Hawkins	7	159	22.7	0	30
Rawleigh Williams	1	17	17.0	0	17
Total	16	330	20.6	0	30
Opponents	22	504	22.9	1	96

Fumble Returns	no.	yds	avg	td	lg
Total	0	0	0.0	0	0
Opponents	0	0	0.0	0	0

2015 Arkansas Razorbacks Football
Arkansas Overall Individual Statistics (as of Oct 19, 2015)
All games

Scoring	td	fg	PAT				dpx	saf	pts
			kick	rush	rcv	pass			
Alex Collins	6	-	-	-	-	-	-	-	36
Cole Hedlund	-	5-8	18-18	-	-	-	-	-	33
Drew Morgan	4	-	-	-	-	-	-	-	24
Dominique Reed	2	-	-	-	-	-	-	-	12
Keon Hatcher	2	-	-	-	-	-	-	-	12
Jared Cornelius	1	-	-	-	-	-	-	-	6
Hunter Henry	1	-	-	-	-	-	-	-	6
Kody Walker	1	-	-	-	-	-	-	-	6
Rawleigh Williams	1	-	-	-	-	-	-	-	6
Team	-	-	-	-	-	-	1	-	2
Jared Collins	-	-	-	-	-	-	-	-	0
Total	18	5-8	18-18	-	-	-	-	1	143
Opponents	16	9-15	14-14	-	1	1-2	-	-	139

Total Offense	g	plays	rush	pass	total	avg/g
Brandon Allen	6	204	108	1536	1644	274.0
Alex Collins	6	125	682	0	682	113.7
Rawleigh Williams	6	52	236	0	236	39.3
Kody Walker	2	10	28	0	28	14.0
Damon Mitchell	6	2	10	0	10	1.7
Drew Morgan	6	1	8	0	8	1.3
Adam McFain	3	1	3	0	3	1.0
Toby Baker	6	1	2	0	2	0.3
Team	2	1	-13	0	-13	-6.5
Total	6	400	1064	1536	2600	433.3
Opponents	6	370	642	1550	2192	365.3

Field Goals	fg	pct.	01-19	20-29	30-39	40-49	50-99	lg	blk
Cole Hedlund	5-8	62.5	1-1	4-5	0-1	0-1	0-0	27	1

FG Sequence	Arkansas	Opponents
UTEP	(19),(27)	(38),(44)
Toledo	41,(25)	26,(38)
Texas Tech	(22),37	22
Texas A&M	-	(23),(22),38
Tennessee	(26),22	28,(35),(45)
Alabama	-	(24),25,48,(35)

Punting	no.	yds	avg	lg	tb	fc	i20	50+	blk
Toby Baker	21	842	40.1	50	1	11	10	3	0
Team	1	0	0.0	0	0	0	0	0	1
Total	22	842	38.3	50	1	11	10	3	1
Opponents	20	894	44.7	60	3	3	5	6	1

Kickoffs	no.	yds	avg	tb	ob	retn	net	ydln
Lane Saling	25	1568	62.7	5	0			
Adam McFain	2	115	57.5	0	0			
Total	27	1683	62.3	5	0	22.9	39.0	25
Opponents	31	1979	63.8	14	0	20.6	41.9	23

Numbers in (parentheses) indicate field goal was made.

2015 Arkansas Razorbacks Football
Arkansas Overall Individual Statistics (as of Oct 19, 2015)
All games

All Purpose	g	rush	rcv	pr	kr	ir	total	avg/g
Alex Collins	6	682	22	0	0	0	704	117.3
Drew Morgan	6	8	428	0	0	0	436	72.7
Hunter Henry	6	0	286	0	0	0	286	47.7
Rawleigh Willia	6	236	26	0	17	0	279	46.5
Jojo Robinson	5	0	53	0	154	0	207	41.4
Jared Cornelius	3	0	150	55	0	0	205	68.3
Keon Hatcher	2	0	198	0	0	0	198	99.0
Eric Hawkins	4	0	0	0	159	0	159	39.8
Jeremy Sprinkle	6	0	132	0	0	0	132	22.0
Dominique Reed	5	0	119	0	0	0	119	23.8
Brandon Allen	6	108	0	0	0	0	108	18.0
DJ Dean	6	0	0	68	0	0	68	11.3
Cody Hollister	2	0	65	0	0	0	65	32.5
Kendrick Edwar	4	0	51	0	0	0	51	12.8
Kody Walker	2	28	0	0	0	0	28	14.0
Santos Ramirez	6	0	0	0	0	18	18	3.0
Damon Mitchell	6	10	6	0	0	0	16	2.7
Henre' Toliver	6	0	0	0	0	12	12	2.0
Adam McFain	3	3	0	0	0	0	3	1.0
Toby Baker	6	2	0	0	0	0	2	0.3
Team	2	-13	0	0	0	0	-13	-6.5
Total	6	1064	1536	123	330	30	3083	513.8
Opponents	6	642	1550	104	504	27	2827	471.2

2015 Arkansas Razorbacks Football
Arkansas Overall Defensive Statistics (as of Oct 19, 2015)
All games

##	Defensive Leaders	gp	Tackles			tfl/yds	Sacks no-yds	Pass defense			Fumbles		blkd	
			ua	a	tot			int-yds	brup	qbh	rcv-yds	ff	kick	saf
51	Brooks Ellis	6	26	23	49	4.5-8	.	.	.	2	.	.	.	
23	Dre Greenlaw	6	21	16	37	2.0-5	.	.	.	1	.	.	.	
26	Rohan Gaines	6	22	11	33	0.5-0	.	.	1	
55	Jeremiah Ledbetter	6	14	18	32	4.0-11	.	.	1	1	.	.	.	
5	Henre' Toliver	6	23	6	29	4.0-14	.	1-12	4	
9	Santos Ramirez	6	14	8	22	.	.	1-18	2	
97	Tevin Beanum	6	6	11	17	3.0-14	1.5-10	.	.	.	1-0	.	.	
29	Jared Collins	6	12	5	17	.	.	1-0	1	.	.	1	.	
21	Josh Williams	5	5	11	16	1.5-1	1-0	.	.	
2	DJ Dean	6	11	4	15	1.0-2	.	1-0	2	
93	DeMarcus Hodge	6	10	5	15	4.5-17	1.0-6	
28	Josh Liddell	6	6	7	13	0.5-1	.	1-0	
89	Mitchell Loewen	6	3	8	11	1.5-9	1.5-9	.	.	2	.	.	.	
27	Khalia Hackett	6	2	8	10	2	.	.	.	
94	Taiwan Johnson	6	4	5	9	1.5-4	.	.	.	1	.	.	.	
48	Deatrich Wise	6	4	5	9	3.5-20	1.0-11	.	1	1	.	1	.	
6	JaMichael Winston	6	4	5	9	1.0-1	.	.	.	1	.	.	.	
35	Dwayne Eugene	6	2	5	7	
96	Karl Roesler	6	3	3	6	2.5-17	1.0-9	
30	Kevin Richardson	6	3	3	6	
82	Luke Rossi	6	1	2	3	
7A	Willie Sykes	5	1	2	3	
78	Bijhon Jackson	5	1	2	3	0.5-1	
1A	Ryan Pulley	4	2	1	3	
7	Damon Mitchell	6	2	.	2	1.0-14	
91	Hjalte Froholdt	6	1	1	2	
32	Drew Gorton	6	1	1	2	
86	Armon Watts	5	1	.	1	1	.	.	.	
20	De'Andre Coley	6	.	1	1	
83	Jeremy Sprinkle	6	.	1	1	1	.	
70	Dan Skipper	6	1	.	1	1	.	
38	Reid Miller	5	.	1	1	
13	Davyon McKinney	6	1	.	1	1-0	.	.	.	
17	Jojo Robinson	5	1	.	1	
57	Nick Thomas-Smith	3	1	.	1	
44	Kendrick Jackson	5	.	1	1	
TM	Team	2	1	
Total		6	209	180	389	37-139	6-45	5-30	12	12	3-0	2	2	1
Opponents		6	197	256	453	21-71	5-29	4-27	20	20	2-0	3	2	.

2015 Arkansas Razorbacks Football
Arkansas Team Game-by-Game (as of Oct 19, 2015)
All games

TEAM STATISTICS

Date	Opponent	Rushing				Receiving				Passing				Kick Returns				Punt Returns				tot off		
		no.	yds	td	lg	no.	yds	td	lg	cmp	att	int	yds	td	lg	no.	yds	td	lg	no.	yds		td	lg
Sep 05	UTEP	34	182	2	70	14	308	4	58	14	20	0	308	4	58	2	55	0	30	2	12	0	13	490
Sep 12	TOLEDO	31	103	1	21	32	412	0	28	32	53	1	412	0	28	5	104	0	25	1	43	0	43	515
Sep 19	TEXAS TECH	43	228	1	26	16	196	2	34	16	21	1	196	2	34	3	58	0	22	0	0	0	0	424
Sep 26	vs Texas A&M	42	232	2	19	20	225	1	38	20	25	1	225	1	38	2	43	0	23	1	45	0	45	457
Oct. 3	at Tennessee	50	275	2	44	11	219	1	52	11	24	0	219	1	52	2	39	0	20	1	12	0	12	494
Oct 10	at Alabama	25	44	0	8	15	176	2	54	15	32	1	176	2	54	2	31	0	17	2	11	0	11	220
Arkansas		225	1064	8	70	108	1536	10	58	108	175	4	1536	10	58	16	330	0	30	7	123	0	45	2600
		184	642	8	38	127	1550	7	81	127	186	5	1550	7	81	22	504	1	96	8	104	0	29	2192

Games: 6 • Avg/rush: 4.7 • Avg/catch: 14.2 • Pass effic: 149.73 • KR avg: 20.6 • PR avg: 17.6 • All purpose avg/game: 513.8 • Total offense avg/gm: 433.3

Date	Opponent	Tackles				Sacks no-yds	Fumble		Pass Defense			blkd kick	PAT Attempts			off		
		ua	a	total	tfl-yds		ff	fr-yds	int-yds	qbh	brup		kick	rush	rcv	saf	t/o	pts
Sep 05	UTEP	26	52	78	11.0-46	1.0-6	0	2-0	1-12	4	0	0	6-6	0	0	0	17	48
Sep 12	TOLEDO	26	34	60	3.0-10	0.0-0	0	0-0	0-0	0	5	1	1-1	0	0	1	0	12
Sep 19	TEXAS TECH	33	32	65	3.0-4	0.0-0	0	0-0	2-0	1	0	0	3-3	0	0	0	7	24
Sep 26	vs Texas A&M	24	20	44	5.0-23	2.0-13	0	0-0	0-0	0	2	0	3-3	0	0	0	0	21
Oct. 3	at Tennessee	41	26	67	7.0-25	1.0-8	2	1-0	0-0	4	4	0	3-3	0	0	0	0	24
Oct 10	at Alabama	59	16	75	8.0-31	2.0-18	0	0-0	2-18	3	1	1	2-2	0	0	0	7	14
Arkansas		209	180	389	37.0-139	6.0-45	2	3-0	5-30	12	12	2	18-18	0	0	1	31	143
		197	256	453	21.0-71	5.0-29	3	2-0	4-27	20	20	2	14-14	0	1	0	13	139

Date	Opponent	Punting							Field Goals			Kickoffs						
		no.	yds	avg	long	blkd	tb	fc	50+	i20	md-att	long	blkd	no.	yds	avg	tb	ob
Sep 05	UTEP	1	35	35.0	35	0	0	0	0	1	2-2	27	0	9	573	63.7	3	0
Sep 12	TOLEDO	2	38	19.0	38	1	0	0	0	0	1-2	25	0	3	184	61.3	0	0
Sep 19	TEXAS TECH	1	49	49.0	49	0	0	0	0	0	1-2	22	0	5	319	63.8	1	0
Sep 26	vs Texas A&M	3	109	36.3	50	0	1	2	1	2	0-0	0	0	4	243	60.8	0	0
Oct. 3	at Tennessee	5	209	41.8	50	0	0	2	2	2	1-2	26	1	4	251	62.8	1	0
Oct 10	at Alabama	10	402	40.2	49	0	0	7	0	5	0-0	0	0	2	113	56.5	0	0
Arkansas		22	842	38.3	50	1	1	11	3	10	5-8	27	1	27	1683	62.3	5	0
		20	894	44.7	60	1	3	3	6	5	9-15	45	1	31	1979	63.8	14	0

2015 Arkansas Razorbacks Football
Arkansas Opponent Game-by-Game (as of Oct 19, 2015)
All games

OPPONENT STATISTICS

Date	Opponent	Rushing				Receiving				Passing				Kick Returns				Punt Returns				tot off
		no.	yds	td	lg	no.	yds	td	lg	cmp	att	int	yds	td	lg	no.	yds	td	lg	no.	yds	
Sep 05	UTEP	34	58	1	20	14	146	0	36	14-19-1	146	0	36	6	130	0	29	1	2	0	2	204
Sep 12	TOLEDO	24	81	1	27	21	237	1	32	21-38-0	237	1	32	3	55	0	25	1	28	0	0	318
Sep 19	TEXAS TECH	27	171	3	38	27	315	2	72	27-31-2	315	2	72	4	63	0	23	0	0	0	0	486
Sep 26	vs Texas A&M	20	65	1	17	21	358	2	63	21-28-0	358	2	63	4	77	0	40	0	0	0	0	423
Oct. 3	at Tennessee	33	133	1	35	20	232	0	31	20-37-0	232	0	31	3	141	1	96	3	35	0	29	365
Oct 10	at Alabama	46	134	1	15	24	262	2	81	24-33-2	262	2	81	2	38	0	22	3	39	0	27	396
Opponents		184	642	8	38	127	1550	7	81	127-186-5	1550	7	81	22	504	1	96	8	104	0	29	2192
		225	1064	8	70	108	1536	10	58	108-175-4	1536	10	58	16	330	0	30	7	123	0	45	2600

Games: 6 • Avg/rush: 3.5 • Avg/catch: 12.2 • Pass effic: 145.32 • KR avg: 22.9 • PR avg: 13.0 • All purpose avg/game: 471.2 • Total offense avg/gm: 365.3

Date	Opponent	Tackles				Sacks no-yds	Fumble		Pass Defense			blkd kick	PAT Attempts			off				
		ua	a	total	tfl-yds		ff	fr-yds	int-yds	qbh	brup		kick	rush	rcv	saf	t/o	pts		
Sep 05	UTEP	23	48	71	5.0-11	0.0-0	0	0-0	0-0	0	0	0	1-1	0	0	0	0	0	0	13
Sep 12	TOLEDO	37	54	91	5.0-16	0.0-0	0	0-0	1-0	3	8	1	1-1	0	0	0	0	7	16	
Sep 19	TEXAS TECH	29	56	85	3.0-5	0.0-0	1	1-0	1-0	2	1	0	5-5	0	0	0	0	0	35	
Sep 26	vs Texas A&M	34	50	84	2.0-13	2.0-13	1	1-0	1-7	1	1	0	2-2	0	1	0	3	28		
Oct. 3	at Tennessee	41	28	69	2.0-8	0.0-0	0	0-0	0-0	5	3	1	2-2	0	0	0	0	0	20	
Oct 10	at Alabama	33	20	53	4.0-18	3.0-16	1	0-0	1-20	9	7	0	3-3	0	0	0	3	27		
Opponents		197	256	453	21.0-71	5.0-29	3	2-0	4-27	20	20	2	14-14	0	1	0	13	139		
		209	180	389	37.0-139	6.0-45	2	3-0	5-30	12	12	2	18-18	0	0	1	31	143		

Date	Opponent	Punting							Field Goals			Kickoffs						
		no.	yds	avg	long	blkd	tb	fc	50+	i20	md-att	long	blkd	no.	yds	avg	tb	ob
Sep 05	UTEP	3	140	46.7	60	0	0	1	1	1	2-2	44	0	4	260	65.0	2	0
Sep 12	TOLEDO	4	147	36.8	43	0	1	0	0	0	1-2	38	1	5	323	64.6	0	0
Sep 19	TEXAS TECH	0	0	0.0	0	0	0	0	0	0	0-1	0	0	6	387	64.5	3	0
Sep 26	vs Texas A&M	4	195	48.8	54	0	1	0	3	2	2-3	23	0	5	325	65.0	3	0
Oct. 3	at Tennessee	4	186	46.5	49	0	1	0	0	0	2-3	45	0	5	327	65.4	3	0
Oct 10	at Alabama	5	226	45.2	58	1	0	2	2	2	2-4	35	0	6	357	59.5	3	0
Opponents		20	894	44.7	60	1	3	3	6	5	9-15	45	1	31	1979	63.8	14	0
		22	842	38.3	50	1	1	11	3	10	5-8	27	1	27	1683	62.3	5	0

2015 Arkansas Razorbacks Football
Arkansas Game Superlatives (as of Oct 19, 2015)
All games

INDIVIDUAL GAME HIGHS

Rushes	28	Alex Collins vs Texas Tech (Sep 19, 2015)
Yards Rushing	170	Alex Collins vs Texas Tech (Sep 19, 2015)
TD Rushes	2	Alex Collins at Tennessee (Oct. 3, 2015)
Long Rush	70	Alex Collins vs UTEP (Sep 05, 2015)
Pass attempts	53	Brandon Allen vs Toledo (Sep 12, 2015)
Pass completions	32	Brandon Allen vs Toledo (Sep 12, 2015)
Yards Passing	412	Brandon Allen vs Toledo (Sep 12, 2015)
TD Passes	4	Brandon Allen vs UTEP (Sep 05, 2015)
Long Pass	58	Brandon Allen vs UTEP (Sep 05, 2015)
Receptions	8	Hunter Henry vs Toledo (Sep 12, 2015)
	8	Drew Morgan vs Texas A&M (Sep 26, 2015)
Yards Receiving	155	Drew Morgan vs Texas A&M (Sep 26, 2015)
TD Receptions	2	Keon Hatcher vs UTEP (Sep 05, 2015)
Long Reception	58	Jared Cornelius vs UTEP (Sep 05, 2015)
Field Goals	2	Cole Hedlund vs UTEP (Sep 05, 2015)
Long Field Goal	27	Cole Hedlund vs UTEP (Sep 05, 2015)
Punts	10	Toby Baker at Alabama (Oct 10, 2015)
Punting Avg	49.0	Toby Baker vs Texas Tech (Sep 19, 2015)
Long Punt	50	Toby Baker vs Texas A&M (Sep 26, 2015)
	50	Toby Baker at Tennessee (Oct. 3, 2015)
Punts inside 20	5	Toby Baker at Alabama (Oct 10, 2015)
Long Punt Return	45	DJ Dean vs Texas A&M (Sep 26, 2015)
Long Kickoff Return	30	Eric Hawkins vs UTEP (Sep 05, 2015)
Tackles	15	Brooks Ellis at Alabama (Oct 10, 2015)
Sacks	1.0	DeMarcus Hodge vs UTEP (Sep 05, 2015)
	1.0	Karl Roesler vs Texas A&M (Sep 26, 2015)
	1.0	Tevin Beanum at Tennessee (Oct. 3, 2015)
	1.0	Deatrich Wise at Alabama (Oct 10, 2015)
	1.0	Mitchell Loewen at Alabama (Oct 10, 2015)
Tackles For Loss	2.5	Brooks Ellis at Alabama (Oct 10, 2015)
Interceptions	1	Henre' Toliver vs UTEP (Sep 05, 2015)
	1	DJ Dean vs Texas Tech (Sep 19, 2015)
	1	Jared Collins vs Texas Tech (Sep 19, 2015)
	1	Santos Ramirez at Alabama (Oct 10, 2015)
	1	Josh Liddell at Alabama (Oct 10, 2015)

2015 Arkansas Razorbacks Football
Arkansas Game Superlatives (as of Oct 19, 2015)
All games

TEAM GAME HIGHS

Rushes	50	at Tennessee (Oct. 3, 2015)
Yards Rushing	275	at Tennessee (Oct. 3, 2015)
Yards Per Rush	5.5	vs Texas A&M (Sep 26, 2015)
TD Rushes	2	vs UTEP (Sep 05, 2015)
	2	vs Texas A&M (Sep 26, 2015)
	2	at Tennessee (Oct. 3, 2015)
Pass attempts	53	vs Toledo (Sep 12, 2015)
Pass completions	32	vs Toledo (Sep 12, 2015)
Yards Passing	412	vs Toledo (Sep 12, 2015)
Yards Per Pass	15.4	vs UTEP (Sep 05, 2015)
TD Passes	4	vs UTEP (Sep 05, 2015)
Total Plays	84	vs Toledo (Sep 12, 2015)
Total Offense	515	vs Toledo (Sep 12, 2015)
Yards Per Play	9.1	vs UTEP (Sep 05, 2015)
Points	48	vs UTEP (Sep 05, 2015)
Sacks By	2	vs Texas A&M (Sep 26, 2015)
	2	at Alabama (Oct 10, 2015)
First Downs	30	vs Toledo (Sep 12, 2015)
Penalties	11	vs Texas A&M (Sep 26, 2015)
Penalty Yards	93	vs Texas A&M (Sep 26, 2015)
Turnovers	2	vs Texas Tech (Sep 19, 2015)
	2	vs Texas A&M (Sep 26, 2015)
Interceptions By	2	vs Texas Tech (Sep 19, 2015)
	2	at Alabama (Oct 10, 2015)
Punts	10	at Alabama (Oct 10, 2015)
Punting Avg	49.0	vs Texas Tech (Sep 19, 2015)
Long Punt	50	vs Texas A&M (Sep 26, 2015)
	50	at Tennessee (Oct. 3, 2015)
Punts inside 20	5	at Alabama (Oct 10, 2015)
Long Punt Return	45	vs Texas A&M (Sep 26, 2015)

2015 Arkansas Razorbacks Football
Arkansas Game Superlatives (as of Oct 19, 2015)
All games

OPPONENT INDIVIDUAL GAME HIGHS

Rushes	27	Derrick Henry, at Alabama (Oct 10, 2015)
Yards Rushing	95	Derrick Henry, at Alabama (Oct 10, 2015)
TD Rushes	2	P. Mahomes, vs Texas Tech (Sep 19, 2015)
Long Rush	38	De. Washington, vs Texas Tech (Sep 19, 2015)
Pass attempts	38	Phillip Ely, vs Toledo (Sep 12, 2015)
Pass completions	26	P. Mahomes, vs Texas Tech (Sep 19, 2015)
Yards Passing	358	Kyle Allen, vs Texas A&M (Sep 26, 2015)
TD Passes	2	Kyle Allen, vs Texas A&M (Sep 26, 2015)
	2	Jake Coker, at Alabama (Oct 10, 2015)
Long Pass	81	Jake Coker, at Alabama (Oct 10, 2015)
Receptions	9	Calvin Ridley, at Alabama (Oct 10, 2015)
Yards Receiving	173	Christian Kirk, vs Texas A&M (Sep 26, 2015)
TD Receptions	2	Reginald Davis, vs Texas Tech (Sep 19, 2015)
	2	Christian Kirk, vs Texas A&M (Sep 26, 2015)
Long Reception	81	Calvin Ridley, at Alabama (Oct 10, 2015)
Field Goals	2	Jay Mattox, vs UTEP (Sep 05, 2015)
	2	Taylor Bertolet, vs Texas A&M (Sep 26, 2015)
	2	Medley, A., at Tennessee (Oct. 3, 2015)
	2	Adam Griffith, at Alabama (Oct 10, 2015)
Long Field Goal	45	Medley, A., at Tennessee (Oct. 3, 2015)
Punts	4	Drew Kaser, vs Texas A&M (Sep 26, 2015)
	4	Daniel, T., at Tennessee (Oct. 3, 2015)
	4	JK Scott, at Alabama (Oct 10, 2015)
Punting Avg	50.0	JK Scott, at Alabama (Oct 10, 2015)
Long Punt	60	Alan Luna, vs UTEP (Sep 05, 2015)
Punts inside 20	2	Drew Kaser, vs Texas A&M (Sep 26, 2015)
	2	JK Scott, at Alabama (Oct 10, 2015)
Long Punt Return	29	Sutton, C., at Tennessee (Oct. 3, 2015)
Long Kickoff Return	96	Berry, Ev., at Tennessee (Oct. 3, 2015)
Tackles	16	Jah. Johnson, vs Texas Tech (Sep 19, 2015)
Sacks	1.0	Myles Garrett, vs Texas A&M (Sep 26, 2015)
	1.0	Z. Henderson, vs Texas A&M (Sep 26, 2015)
	1.0	Reggie Ragland, at Alabama (Oct 10, 2015)
	1.0	Rashaan Evans, at Alabama (Oct 10, 2015)
	1.0	Tim Williams, at Alabama (Oct 10, 2015)
Tackles For Loss	1.5	Jimmy Musgrave, vs UTEP (Sep 05, 2015)
	1.5	John Stepec, vs Toledo (Sep 12, 2015)
	1.5	Orion Jones, vs Toledo (Sep 12, 2015)
Interceptions	1	Dejuan Rogers, vs Toledo (Sep 12, 2015)
	1	Tevin Madison, vs Texas Tech (Sep 19, 2015)
	1	Donovan Wilson, vs Texas A&M (Sep 26, 2015)
	1	Eddie Jackson, at Alabama (Oct 10, 2015)

2015 Arkansas Razorbacks Football
Arkansas Game Superlatives (as of Oct 19, 2015)
All games

OPPONENT TEAM GAME HIGHS

Rushes	46	at Alabama (Oct 10, 2015)
Yards Rushing	171	vs Texas Tech (Sep 19, 2015)
Yards Per Rush	6.3	vs Texas Tech (Sep 19, 2015)
TD Rushes	3	vs Texas Tech (Sep 19, 2015)
Pass attempts	38	vs Toledo (Sep 12, 2015)
Pass completions	27	vs Texas Tech (Sep 19, 2015)
Yards Passing	358	vs Texas A&M (Sep 26, 2015)
Yards Per Pass	12.8	vs Texas A&M (Sep 26, 2015)
TD Passes	2	vs Texas Tech (Sep 19, 2015)
	2	vs Texas A&M (Sep 26, 2015)
	2	at Alabama (Oct 10, 2015)
Total Plays	79	at Alabama (Oct 10, 2015)
Total Offense	486	vs Texas Tech (Sep 19, 2015)
Yards Per Play	8.8	vs Texas A&M (Sep 26, 2015)
Points	35	vs Texas Tech (Sep 19, 2015)
Sacks By	3	at Alabama (Oct 10, 2015)
First Downs	24	vs Texas Tech (Sep 19, 2015)
Penalties	8	vs Toledo (Sep 12, 2015)
Penalty Yards	56	at Alabama (Oct 10, 2015)
Turnovers	3	vs UTEP (Sep 05, 2015)
Interceptions By	1	vs Toledo (Sep 12, 2015)
	1	vs Texas Tech (Sep 19, 2015)
	1	vs Texas A&M (Sep 26, 2015)
	1	at Alabama (Oct 10, 2015)
Punts	5	at Alabama (Oct 10, 2015)
Punting Avg	48.8	vs Texas A&M (Sep 26, 2015)
Long Punt	60	vs UTEP (Sep 05, 2015)
Punts inside 20	2	vs Texas A&M (Sep 26, 2015)
	2	at Alabama (Oct 10, 2015)
Long Punt Return	29	at Tennessee (Oct. 3, 2015)