

AUBURN TIGERS

B A S K E T B A L L



**LSU (17-12, 7-8) at
AUBURN (14-15, 4-11)**



**March 3, 2012 • 1 pm (CST)
Auburn Arena (9,121)
Auburn, Ala.**

GAME 30

PROBABLE AUBURN STARTERS

| | | | | | | PTS | REB | AST | NOTES |
|------|------------------|------|-----|-----|---|------|-----|------|--------------------------------------|
| F 22 | Kenny Gabriel | 6-8 | 209 | Sr. | Charlotte, NC (Paris, TX, JC) | 12.1 | 7.7 | 2.3b | 10 pts, 11 reb at Ala. F29 |
| F 32 | Noel Johnson | 6-6 | 200 | Jr. | Fayetteville, GA (Clemson) | 1.9 | 1.6 | 0.4 | seas-hi9pts(3-6 3s), 2blk at Ala. |
| C 41 | Rob Chubb | 6-10 | 242 | Jr. | Peachtree City, GA (Montverde Acad., FL) | 8.2 | 5.0 | 0.9b | 1st car.dble-dble15 p12r at LSU |
| G 11 | Josh Wallace | 5-10 | 170 | Jr. | Pensacola, FL (Booker T. Washington) | 3.3 | 1.2 | 2.0 | 8 pts, 5 ast, 33 min v Ark F25 |
| G 23 | Frankie Sullivan | 6-1 | 206 | Jr. | Uniontown, AL (R.C. Hatch) | 12.2 | 3.9 | 2.3 | 15 pts, 4 ast, 3 stl v. Ark. F25 |
| G 3 | Chris Denson | 6-2 | 172 | So. | Columbus, GA (Shaw) | 8.5 | 1.7 | 1.1 | 9 pts (4-5 fgs) at Ala. F29 |
| C50 | Willy Kouassi | 6-10 | 219 | Fr. | Abidjan, Ivory Coast (Central Park Christian) | 1.6 | 2.3 | 0.7b | 4 pts, 5 reb, 3 blk at Ala. F29 |
| F45 | Adrian Forbes | 6-8 | 232 | Sr. | Spanish Town, Jamaica (Trinity Valley CC, TX) | 2.4 | 2.8 | 0.5b | car-hi tying 11 pts, 6rb, 3 stl atUF |
| G15 | Tony Neysmith | 6-5 | 217 | Sr. | Norcross, GA (Oklahoma) | 0.3 | 0.7 | 1.5 | 3 assists, 12 min v. Ark. F25 |
| F 2 | Allen Payne | 6-6 | 210 | So. | Cincinnati, OH (Winton Woods) | 4.3 | 4.0 | 0.9 | DNP at Ala.--out for year |
| G 1 | Varez Ward | 6-2 | 208 | So. | Montgomery, AL (Texas) | 9.0 | 3.1 | 3.8 | DNP last 2 games |
| G 0 | Josh Langford | 6-7 | 209 | So. | Huntsville, AL (Lee) | 5.2 | 2.1 | 0.7 | DNP-INJ last 8 games |

PROBABLE LSU STARTERS

| | | | | | | PTS | REB | AST | NOTES |
|------|---------------------|------|-----|-----|-------------------------------------|------|-----|------|------------------------------------|
| F 2 | Johnny O'Bryant III | 6-9 | 262 | Fr. | Cleveland, MS (East Side) | 8.5 | 6.7 | 0.8b | 14 pts, 8 reb vs. Ga. F22 |
| C 41 | Justin Hamilton | 7-0 | 260 | Fr. | Alpine, UT (Iowa State) | 13.3 | 7.3 | 1.3b | 17 pts, 9 reb, 2 blk v.UT F29 |
| G 1 | Anthony Hickey | 5-11 | 182 | Fr. | Hopkinsville, KY (Christian County) | 9.2 | 3.7 | 3.7 | 18 pts, 7reb, 6 ast vs. AU J17 |
| G 10 | Andre Stringer | 5-9 | 178 | So. | Jackson, MS (Forest Hill) | 10.3 | 2.0 | 2.6 | 18 pts (4-9 3s) vs. Ga. F22 |
| G 22 | Ralston Turner | 6-6 | 205 | So. | Muscle Shoals, AL (Muscle Shoals) | 8.7 | 2.8 | 1.5 | 11 pts (3-7 3s) vs. AU J17 |
| F24 | Storm Warren | 6-7 | 230 | Sr. | Monroe, LA (Richwood) | 8.3 | 5.1 | 1.0s | 10 pts, 7 reb, 2stl, 2blk v AU J17 |
| F 5 | Malcolm White | 6-9 | 220 | Sr. | Baton Rouge, LA (Ole Miss) | 3.4 | 2.0 | 0.3b | 7 pts, 1 blk, 13 min v. UT F29 |

AUBURN TIGERS 2011-12 Schedule/Scores

RECORD: 14-15
HOME: 13-3 **NEUTRAL:** 0-2
AWAY: 1-10 **SEC:** 4-11

| | | | |
|----------------------------|---|---|------------|
| Nov. 11 | McNEESE STATE | W | 84-62 |
| Nov. 14 | KENNESAW STATE | W | 68-55 |
| Nov. 25 | NICHOLLS STATE | W | 78-57 |
| Nov. 28 | ARKANSAS-PINE BLUFF | W | 72-59 |
| Dec. 2 | (1) at Seton Hall | L | 59-81 |
| Dec. 14 | SOUTH FLORIDA | W | 52-40 |
| Dec. 17 | NORTH FLORIDA | W | 84-71 |
| Dec. 19 | FLORIDA A&M | W | 76-69 |
| Dec. 23 | (2) at Hawaii | W | 65-62 |
| Dec. 23 | (2) Long Beach State | L | 43-64 |
| Dec. 25 | (2) UTEP | L | 76-83 |
| Dec. 30 | GEORGIA SOUTHERN | W | 78-75 |
| Jan. 2 | BETHUNE-COOKMAN | W | 67-41 |
| Jan. 4 | at Florida State (ESPN3) | L | 56-85 |
| Jan. 7 | at Vanderbilt | L | 35-65 |
| Jan. 11 | KENTUCKY (#2) | L | 53-68 |
| Jan. 14 | OLE MISS | W | 69-68(2ot) |
| Jan. 17 | at LSU | L | 58-65(ot) |
| Jan. 21 | SOUTH CAROLINA | W | 63-52 |
| Jan. 25 | at Arkansas | L | 53-56 |
| Jan. 28 | at Tennessee | L | 49-64 |
| Feb. 1 | GEORGIA | W | 59-51 |
| Feb. 4 | at Mississippi State(#19) | L | 88-91 |
| Feb. 7 | ALABAMA | L | 50-68 |
| Feb. 11 | at Ole Miss | L | 54-61 |
| Feb. 18 | MISSISSIPPI STATE (#23) | W | 65-55 |
| Feb. 21 | at Florida (#11) | L | 47-63 |
| Feb. 25 | ARKANSAS | L | 71-77 |
| Feb. 29 | at Alabama | L | 49-55 |
| Mar. 3 | LSU | | 1 pm |
| Mar. 8-11(3) | SEC Tournament | | TBA |
| (1) | Big East-SEC Challenge (Newark, NJ) | | |
| (2) | Hawaiian Airlines Diamond Head Classic (Honolulu, HI) | | |
| (3) | SEC Tournament, New Orleans LA (New Orleans Arena) | | |
| All Times Central Standard | | | |

OFFICIALS

SCOUTING LSU

LSU has lost two-straight games at Ole Miss 72-48 and to Tennessee 74-69 in overtime after winning four-straight games over Georgia 61-53, at South Carolina 68-58, Mississippi State 69-67 in overtime and Alabama 67-58 ... in the loss to Tennessee on Wednesday, LSU had an 11-point halftime lead and was led by Justin Hamilton's 17 points and nine rebounds ... LSU defeated Auburn 65-58 in overtime in Baton Rouge on Jan. 17 despite Frankie Sullivan's 19 points and Rob Chubb's only double-double of his career with 15 points and 12 rebounds ... in the Auburn game, LSU was led by Anthony Hickey's 18 points, seven rebounds and six assists while Justin Hamilton had 13 points and eight boards ... LSU is led in scoring by Hamilton with 13.3 points and 7.3 rebounds while Andre Stringer adds 10.3 ppg, Hickey averages

Auburn-LSU Game Facts

Auburn Head Coach: Tony Barbee (UMass '93)
at Auburn: 25-35, .417 (2nd year)
Overall: 107-87, .552 (6th year)

LSU Head Coach: Trent Johnson (Boise State '83)
at LSU: 67-60, .528 (4th year)
Overall: 226-181, .555 (13th year)

Tigers on the Air

Network: Auburn IMG Sports Network
Air Time: 12:30 pm CT
Play-by-Play: Rod Bramblett
Color: Daymeon Fishback
Satellite Radio: XM Ch. 200
Internet Broadcast: auburntigers.com



Series Notes

Series Record: LSU leads 82-62
at Auburn: Auburn leads 34-33
at Auburn Arena: LSU leads 1-0
at Baton Rouge: LSU leads 45-23
at PMAC: LSU leads 28-13
Neutral Sites: Auburn leads 5-4
Current Streak: 1 by LSU
Last Meeting: LSU 65, Auburn 58 (ot) (1-17-12 in Baton Rouge)
First Meeting: Auburn 38, LSU 15 (2-10-1912 in Auburn)



Tigers on TV

Network: CBS
Air Time: 1 pm CT
Play-by-Play: Brian Anderson
Color: Dan Bonner



COMPARING STATS

(All Games)

| | | |
|-----------------------------|---|---|
| |  |  |
| Scoring Offense | 62.8 | 65.8 |
| Scoring Defense | 64.2 | 63.5 |
| Scoring Margin | -1.4 | +2.3 |
| FG Pct. | .420 | .409 |
| FG Pct. Defense | .410 | .416 |
| 3-pt. FG Pct. | .306 | .316 |
| 3-pt. FG Pct. Defense | .343 | .320 |
| Free Throw Pct. | .643 | .700 |
| Rebound Avg. | 34.3 | 37.0 |
| Opp. Rebound Avg. | 35.0 | 36.0 |
| Rebound Margin | -0.7 | +1.0 |
| Turnovers Per Game | 13.7 | 12.8 |
| Opp. Turnovers | 14.0 | 15.0 |
| Turnover Margin | +0.3 | +2.2 |

9.2 ppg and 3.7 apg ... Ralston Turner averages 8.7 ppg, Johnny O'Bryant III 8.5 ppg and 6.7 rpg and Storm Warren 8.3 ppg and 5.1 rpg ... LSU leads the SEC in offensive rebounds (13.2), is second in 3-point field goal pct. defense (.320) and turnover margin (+2.2), is third in steals (7.1).

AUBURN-LSU SERIES

This is the 145th meeting between Auburn and LSU with LSU holding an 82-62 advantage. Auburn has won four of the last six and six of the past 10 meetings.



LSU defeated Auburn 65-58 in overtime in Baton Rouge on Jan. 17.

The two teams split last year's series with each team winning on the other's home court. Auburn won at LSU 60-51 in the regular season finale, and LSU defeated Auburn 62-55 in the SEC opener.

Auburn holds a 34-33 series lead in

COMPARING STATS

(SEC games only)

| | | |
|-----------------------------|---|---|
| |  |  |
| Scoring Offense | 57.5 | 63.9 |
| Scoring Defense | 63.9 | 66.7 |
| Scoring Margin | -6.4 | -2.8 |
| FG Pct. | .391 | .410 |
| FG Pct. Defense | .413 | .442 |
| 3-pt. FG Pct. | .285 | .293 |
| 3-pt. FG Pct. Defense | .350 | .335 |
| Free Throw Pct. | .621 | .690 |
| Rebound Avg. | 33.7 | 35.1 |
| Opp. Rebound Avg. | 35.9 | 36.1 |
| Rebound Margin | -2.2 | -1.0 |
| Turnovers Per Game | 13.3 | 12.1 |
| Opp. Turnovers | 13.2 | 13.3 |
| Turnover Margin | -0.1 | +1.2 |

Auburn, including a 0-1 mark in Auburn Arena. Auburn has won 10 of the last 16 games vs. LSU in Auburn.

LSU has a 45-23 edge in Baton Rouge, including a 28-13 mark at the Maravich Assembly Center. Auburn has won three of the last five games in Baton Rouge.

Auburn has a 5-4 edge at neutral sites.

TONY BARBEE vs. LSU

Auburn head coach Tony Barbee is 1-2 against LSU and coach Trent Johnson.

Johnson is 3-4 coaching against Auburn.

SENIOR DAY


Four Tigers will be playing in Auburn Arena for the final time in Senior Day festivities on Saturday.

Kenny Gabriel, Adrian Forbes, Tony Neysmith and Jake Drum along with managers Ryan Carley and Daniel Kosmala will take part in the pregame presentation.

**BARBEE BYTES**

- 6-year head coaching record: 107-87 (.552)
- Averaged 18.6 wins per

season as a head coach

- 2010  USA Champions
-  Coach of the Year (2010)
- NABC District 11 Coach of the Year
- 2010  Tournament
- 1996  Tournament Final Four
- 2006  Tournament Elite 8
- 1992  Tournament Sweet 16
- 9  Tournament appearances (7 as a coach, 2 as a player)
- 6 Conference Championships
- 4 Conference Tournament Championships
- No. 3 recruiter in nation by Rivals.com
- 6 national top 10 recruiting classes
- 4 players coached are in the 
- 2002  Champions
- played professional basketball in Spain
- 2-time  2nd team (1991, 1993)
-  Freshman team (1990)
- 4-year record of 91-39 (.700) as a standout at UMass from 1989-93
- won back-to-back  regular season and tournament titles in 1992 and 1993
- Scored 1,643 career points at UMass

Neysmith has already graduated while Gabriel and Forbes will graduate at the end of this semester and Drum will earn his degree this summer.

Gabriel has scored 717 points and has 425 rebounds in his three-year Auburn career. The Charlotte, N.C., native is having a stellar senior season as he recorded the first triple-double in the 106-year history of Auburn basketball and in the 2,322nd game with all career-highs of 24 points, 13 rebounds and 10 blocks vs. Bethune-Cookman on Jan. 2. He is averaging 12.1 points, is second in the SEC with 2.3 blocks and is seventh in the league with 7.7 rebounds.

He has seven career double-doubles and eight if you count the triple-double.

Forbes, who is in his second year at Auburn, has started five games this year and has averaged 2.4 points and 2.8 rebounds. The Spanish Town, Jamaica, native had a team-high 11 points and six rebounds at No. 11 Florida on Feb. 21.

Neysmith, who is in his third year at Auburn, has started five games in his Tiger career while appearing in 56.

2012 SEC TOURNAMENT

Thursday, March 8

Friday, March 9

Saturday, March 10

Sunday, March 11

(8) Ark./OM/MS/LSU

(1) Kentucky

Game 5 -- Noon (SEC)

Game 1 -- Noon (SEC)

(9) Ark./OM/MS/LSU

Game 9 -- Noon (ABC)

(4) Ala./LSU/Tenn./Fla.

(5) Ala./UT/Fla./Vandy

Game 6 -- 2:30 pm (SEC)

Game 2--2:30 pm (SEC)

(12) So. Carolina

Game 11 -- Noon (ABC)

(7) MS/LSU/OM/Ark.

(2) Fla./Vanderbilt/Tenn.

Game 7 -- 6:30 pm (SEC)

Game 3--6:30 pm (SEC)

(10) Auburn/Georgia

Game 10--2:30 pm (ABC)

(3) Vanderbilt/Florida/Ala./Tenn.

(6) LSU/Ark/MS/OM

Game 8 -- 9 pm (SEC)

Game 4--9 pm (SEC)

(11) Georgia/Auburn

ALL TIMES CENTRAL
AND SUBJECT TO CHANGENCAA
Tournament
Representative

Drum, a walk-on from Birmingham, is in his fourth year with the basketball team and walked-on to the football team for this past season as well.

AUBURN ON CBS

Auburn is playing on CBS for the first time since an 88-76 victory over Alabama on Feb. 24, 2008, in Beard-Eaves-Memorial Coliseum.

The Tigers are 12-13 all-time on CBS.

2nd HALF DROP-OFF IN SEC GAMES

Auburn's production has dropped off in the second half in SEC games this year.

Here is a comparison between the first and second halves in SEC play:

| | 1st 1/2 | 2nd 1/2 |
|----------------------------|---------|---------|
| Opp. ppg..... | 28.4 | 34.2 |
| AU fg%..... | .408 | .380 |
| Opp fg%..... | .391 | .439 |
| AU 3fg%..... | .333 | .239 |
| Opp. turnovers..... | 7.1 | 5.8 |
| Frankie Sullivan fg%..... | .420 | .319 |
| Frankie Sullivan 3fg%..... | .326 | .271 |
| Kenny Gabriel fg%..... | .438 | .365 |
| Kenny Gabriel 3fg%..... | .371 | .211 |

5 SEC ROAD LOSSES DECIDED BY 19 POINTS IN REGULATION

Auburn has lost five SEC road games by a combined 26 points (5.1 ppg), although the deficit after regulation of those four was only 19 points (3.8).

The Tigers lost at LSU in overtime 65-58 and lost at Arkansas 56-53 in back-to-back SEC road games while losing at Mississippi State 91-88 on Feb. 4 and at Alabama 55-49 on Feb. 29.

Auburn had three 3-point attempts to tie the game in the loss to Arkansas in the final two possessions.

Auburn also lost 61-54 at Ole Miss after leading by 11 points with 15-plus minutes to play. It was 55-54 with under a minute left.

WIN OVER RANKED TEAM

Auburn defeated No. 23 Mississippi State 65-55 on Feb. 18 to mark the Tigers' first win over a ranked team since defeating No. 11 and SEC Champion LSU 69-53 on March 7, 2009, in Beard-Eaves-Memorial Coliseum.

The Tigers had lost seven straight games to ranked teams.

FRANKIE JOINS 1,000-POINT CLUB

J u n i o r

Frankie Sullivan scored 10 points at Ole Miss on Feb. 11 to become the 33rd member of Auburn's 1,000-point club.

He has 1,054 career points and is currently 29th on Auburn's all-time list. He is 10 from Pat Burke at 28th, 16 from Derrick Dennison at 27th, 21 from Bubba Price in 26th, 33 from Bryant Smith in 25th and 51 from Lance Weems in 24th.

2011-12 SEC STANDINGS

| | SEC | ALL |
|-------------------|------|-------|
| Kentucky | 15-0 | 29-1 |
| Florida | 10-5 | 22-8 |
| Vanderbilt | 10-5 | 21-9 |
| Alabama | 9-6 | 20-9 |
| Tennessee | 9-6 | 17-13 |
| LSU | 7-8 | 17-12 |
| Mississippi State | 7-8 | 20-10 |
| Ole Miss | 7-8 | 17-12 |
| Arkansas | 6-9 | 18-12 |
| Auburn | 4-11 | 14-15 |
| Georgia | 4-11 | 13-16 |
| South Carolina | 2-12 | 10-18 |

-- through Mar. 2, 2012

TUESDAY'S GAMES-(Feb. 28)

Ole Miss 77, Arkansas 75 (Fayetteville)
Vanderbilt 77, Florida 67 (Nashville)

WEDNESDAY'S GAMES-(Feb. 29)

Alabama 55, Auburn 49 (Tuscaloosa)
Miss.St. 69, S.Carolina 67 (ot) (Columbia)
Tennessee 74, LSU 69 (ot) (Baton Rouge)

THURSDAY'S GAME-(Mar. 1)

Georgia at Kentucky (ESPN)

SATURDAY'S GAMES-(Mar. 3)

LSU at Auburn (CBS)
South Carolina at Georgia (SEC Network)
Vanderbilt at Tennessee (ESPN)
Alabama at Ole Miss (SEC Network)
Arkansas at Mississippi State (FSN)

SUNDAY'S GAME-(Mar. 4)

Kentucky at Florida (CBS)

AUBURN TIGERS ROSTER

| | |
|---------------------|---|
| 0 Josh Langford | G 6-7 209 So. Huntsville, AL (Lee) |
| 1 Varez Ward | G 6-2 208 So. Montgomery, AL (Texas) |
| 2 Allen Payne | F 6-6 210 So. Cincinnati, OH (Winton Woods) |
| 3 Chris Denson | G 6-2 172 So. Columbus, GA (Shaw) |
| 4 Cedrick McAfee | G 6-3 175 Fr. Memphis, TN (Melrose) |
| 5 Bernard Morena | F 6-8 190 Fr. Abidjan, Ivory Coast (Central Park Chr.) |
| 11 Josh Wallace* | G 5-10 170 Jr. Pensacola, FL (Booker T. Washington) |
| 15 Tony Neysmith | G 6-5 217 Sr. Norcross, GA (Oklahoma) |
| 22 Kenny Gabriel | F 6-8 209 Sr. Charlotte, NC (Paris, TX, JC) |
| 23 Frankie Sullivan | G 6-1 206 Jr. Uniontown, AL (R.C. Hatch) |
| 24 T.J. Rice* | G 5-9 160 So. Alpharetta, GA (Alpharetta) |
| 25 Jake Drum* | F 6-5 253 Sr. Hoover, AL (Spain Park) |
| 32 Noel Johnson | F 6-6 200 Jr. Fayetteville, GA (Clemson) |
| 41 Rob Chubb | C 6-10 242 Jr. Peachtree City, GA (Montverde Acad., FL) |
| 44 Dylan Spencer* | G 6-4 190 Jr. Birmingham, AL (Vestavia Hills) |
| 45 Adrian Forbes | F 6-8 232 Sr. Spanish Town, Jamaica (Trinity Valley CC, TX) |
| 50 Willy Kouassi | C 6-10 219 Fr. Abidjan, Ivory Coast (Central Park Chr.) |

* walk-on

Head Coach: Tony Barbee (UMass '93)

Asst. Coaches: Tony Madlock (Memphis '91), Randall Dickey (Ouachita Baptist '83), Milt Wagner (Louisville/Memphis '04)

Executive Dir. of Basketball: Steve Smith (UMass '81)

Dir. of Basketball Operations: Mike Babul (UMass '00)

Video Coordinator: Corey Speights (UTEP '08)

Administrative Assistant: Harper Williams (UMass '95)

Asst. Strength & Conditioning Coach: Jason Riddell (SUNYC at Cortland '99)

Athletic Trainer: Jarod Grace (Auburn '99)

PRONUNCIATION CHART

| | |
|---------------------|-------------------|
| Noel Johnson..... | No - elle Johnson |
| Willy Kouassi | KUH - wah - see |
| Bernard Morena..... | Muh - RAIN - a |
| Tony Neysmith | Nay - smith |
| Varez Ward | VUH - rez |
| Mike Babul | BAY - bull |

THE FIRST NOEL

Noel Johnson made his first SEC start at Alabama on Wednesday and scored a season-high nine points, making 3-of-6 three-point attempts.

The Fayetteville, Ga., native also had two rebounds and two blocks in a season-high 27 minutes vs. the Crimson Tide.

Johnson had five points in 10 minutes vs. Arkansas on Feb. 25 and is averaging 7.0 points per game in his last two games while shooting 44.4 percent (4-of-9) from 3-point range.

He entered the Arkansas game averaging 1.3 points per game and shooting only 3-of-23 from behind the arc in 10.9 minutes per game.

BIG WILLY

Willy Kouassi came off the bench and



"I'm not sure there is a player in the SEC who means more to his team than Kenny Gabriel does for the Auburn Tigers."

--- Larry Conley, FSN Analyst on Feb. 11

totalled four points, five rebounds and three blocks in a very productive 17 minutes at Alabama on Wednesday. He made both of his shots from the field.

He had only played 23 minutes in the previous 12 games combined.

SEASON-HIGH FOR AP

Allen Payne scored a season-high 15 points to go along with seven rebounds, three assists and a block vs. Arkansas on Feb. 25. The Cincinnati, Ohio, native was averaging 3.7 points on the season coming into the game.

YO ADRIAN

Adrian Forbes tied a career-high with a team-high 11 points, six rebounds and

MISCELLANEOUS STATS

AUBURN'S RECORD WHEN: STARTING LINEUPS

| | |
|---|-----|
| (Payne, Gabriel, Chubb, Ward, Sullivan) | 4-1 |
| (Gabriel, Chubb, Ward, Denson, Sullivan) | 3-1 |
| (Payne, Gabriel, Chubb, Denson, Wallace) | 1-0 |
| (Gabriel, Chubb, Langford, Wallace, Sullivan) | 1-1 |
| (Gabriel, Johnson, Chubb, Ward, Sullivan) | 1-1 |
| (Gabriel, Forbes, Chubb, Wallace, Sullivan) | 1-1 |
| (Gabriel, Forbes, Chubb, Ward, Denson) | 1-2 |
| (Gabriel, Chubb, Langford, Ward, Sullivan) | 1-2 |
| (Payne, Gabriel, Chubb, Wallace, Sullivan) | 1-5 |
| (Gabriel, Johnson, Chubb, Wallace, Sullivan) | 0-1 |

AUBURN'S RECORD WHEN ... STARTS:

| | |
|------------------------|--------------|
| Chris Denson | 5-3 (.625) |
| Varez Ward | 10-7 (.588) |
| Allen Payne | 6-6 (.500) |
| Kenny Gabriel | 14-15 (.483) |
| Rob Chubb | 14-15 (.483) |
| Frankie Sullivan | 12-13 (.480) |
| Josh Langford | 2-3 (.400) |
| Adrian Forbes | 2-3 (.400) |
| Noel Johnson | 1-2 (.333) |
| Josh Wallace | 4-8 (.333) |

| | |
|---|-------|
| When Auburn leads at the half | 12-5 |
| When opponent leads at the half | 2-10 |
| When it is tied at the half | 0-0 |
| When Auburn leads with 5 minutes left | 12-1 |
| When opp. leads with 5 minutes left | 1-13 |
| When it is tied with 5 minutes left | 1-1 |
| When Auburn leads with 1 minute left | 14-0 |
| When opp. leads with 1 minute left | 0-15 |
| When opp. leads with 8 seconds left | 1-14 |
| When Auburn outrebounds opponent | 9-6 |
| When opponent outrebounds Auburn | 4-8 |
| When rebounds are the same | 1-1 |
| When AU shoots 50% or better from floor | 5-0 |
| When AU shoots less than 50% from floor | 9-15 |
| When opp. shoots 50% or better from floor | 1-5 |
| When opp. shoots less than 50% from floor | 13-10 |
| When AU fg% higher than opponents | 14-3 |
| When AU fg% less than opponents | 0-12 |
| When AU 3fg% higher than opponents | 8-3 |
| When AU 3fg% less than opponents | 6-11 |
| When AU 3fg% exact same as opponents | 0-1 |

2011-12 INDIVIDUAL HIGHS

POINTS

AU: 24, Gabriel v. UTEP&B-C/Ward at MS
Opp.: 24, S. Townsend, UAPB/A. Moore, FAMU

FIELD GOALS MADE

AU: 11, Kenny Gabriel vs. Bethune-Cookman
Opp.: 10, Herb Pope, at Seton Hall

FIELD GOALS ATTEMPTED

AU: 16, Sullivan v. Long Beach St./at FSU
Opp.: 21, Trevon Lewis, Nicholls State

3-POINTERS MADE

AU: 6, Frankie Sullivan vs. Long Beach St.
Opp.: 6, Kenny Boynton, at #11 Florida

3-POINTERS ATTEMPTED

AU: 12, Frankie Sullivan at LSU
Opp.: 12, Dustin Ware, Georgia

FREE THROWS MADE

AU: 12, Varez Ward vs. Georgia
Opp.: 10, Michael Snaer, at Florida State

FREE THROWS ATTEMPTED

AU: 12, Ward v. UTEP, Ga., at MS/Denson v. GS
Opp.: 11, Arnett Moultrie, at Miss. State

REBOUNDS

AU: 13, Kenny Gabriel, 4 times
Opp.: 19, Jeronne Maymon, at Tennessee

ASSISTS

AU: 10, Varez Ward vs. Bethune-Cookman
Opp.: 10, Jordan Theodore, at Seton Hall

TURNOVERS

AU: 7, Kenny Gabriel vs. Florida A&M
Opp.: 6, Terrance Henry, Jarvis Summers, OM

BLOCKS

AU: 10, Kenny Gabriel v. Bethune-Cookman
Opp.: 6, Damontre Harris, South Carolina

STEALS

AU: 4, Wallace at SH/Gabriel v. BC/Sullivan v. OM
Opp.: 5, Nobles, at Ark./Releford, Alabama

2011-12 AUBURN INDIVIDUAL SEASON HIGHS

| | Points | Rebounds | Assists/ *Blocks/ ^Steals |
|------------------------|---|----------------------------|---------------------------|
| Rob Chubb | 21 v. McNeese/FAMU/Ga. So. 12 at LSU/v. North Florida | 5* | vs. Nicholls State |
| Chris Denson | 19 v. Georgia Southern 4 vs. #2 Kentucky/Ole Miss | 5* | vs. Kennesaw/Ga. Sou. |
| Adrian Forbes | 6 vs. #23 Miss. State | 7 vs. Ole Miss | 2*, 4 times |
| Willy Kouassi | 7 vs. Ark.-Pine Bluff .. 7 vs. Nicholls State | 5* | vs. Nicholls State |
| Kenny Gabriel | 24 v. UTEP/Beth-Cook 13, 4 times | 10* | vs. Bethune-Cookman |
| Josh Langford | 16 vs. UTEP | 6 at UTEP/v. Ga. Southern | 3 vs. Long Beach State |
| Cedrick McAfee | 1 vs. Florida A&M | | |
| Tony Neysmith | 2 vs. Long Beach State | 3 v. Arkansas/Ga. Southern | |
| Allen Payne | 15 vs. Arkansas | 9 at Mississippi State | 3, 4 times |
| Frankie Sullivan | 22 v. USC/LBSU/KSU | 9 vs. Florida A&M | 6 at Hawaii |
| Josh Wallace | 11 at Seton Hall | 6 at Arkansas | 6 at Arkansas |
| Varez Ward | 24 at Miss. State | 8 vs. Nicholls State | 10 vs. Bethune-Cookman |

* Bold if career-high

three steals at No. 11 Florida. He made 5-of-9 shots from the floor.

In the last four games, Forbes is averaging 5.5 points per game and 3.3 rebounds while shooting 66.7 percent (10-of-15) from the field.

TIGERS SURPASS LAST YEAR'S WIN TOTAL

Auburn, which is 14-15, surpassed last year's win total with a 63-52 victory over South Carolina in its 19th game of the season.

The Tigers finished last season 11-20 overall.

TIGERS EQUAL LAST YEAR'S SEC WINS

Auburn defeated No. 23 Mississippi State 65-55 on Feb. 18 for the Tigers' fourth SEC win of the year, equaling last year's team that went 4-12 in the league.

The Tigers won their fourth SEC game this year in their 12th league game of the

season.

MOST AUBURN HOME WINS

Auburn is 13-3 in Auburn Arena this year with the only losses to No. 1 Kentucky, Alabama and Arkansas. It ties for the fifth most home wins in Tiger history. Here is a listing of the most home wins in Auburn history:

| Year | Arena | Record |
|--------------------|--------------|--------|
| 1. 2008-09 | Coliseum | 18-4 |
| 2. 1998-99 | Coliseum | 15-0 |
| 3. 2006-07 | Coliseum | 15-5 |
| 4. 1999-2000 | Coliseum | 14-1 |
| 5. 2011-12 | Auburn Arena | 13-3 |
| 1927-28 | Alumni Gym | 13-1 |
| 2002-03 | Coliseum | 13-4 |
| 8. 1974-75 | Coliseum | 12-0 |
| 1997-98 | Coliseum | 12-3 |
| 2009-10 | Coliseum | 12-5 |
| 2003-04 | Coliseum | 12-5 |
| 2000-01 | Coliseum | 12-5 |

TIGERS SURPASS LAST YEAR'S SEASON BLOCKS TOTAL

Auburn, which is fourth in the SEC with 5.0 blocks per game, surpassed last year's blocks total of 100 in the 18th game this year at LSU on Jan. 17.

The Tigers have 144 blocks this year and are fifth on the school's single-season list.

Auburn set a school record with 17 blocks vs. Nicholls State on Nov. 25. It is one block shy of tying the SEC record.

Here is Auburn's blocks single-season list:

1. 178.....2002-03
2. 155.....2000-01
3. 152.....2001-02
- 152.....1997-98
5. 144.....2011-12

QUOTING TONY BARBEE (On LSU)

"LSU is a very good team. I know they have lost two in a row at Ole Miss on the road and to Tennessee in overtime. I know they are disappointed in that, but they have really been playing well with 17 wins overall and 7-8 in the league. This is going to be a tough matchup because they have some really talented players."

(On facing LSU's 7-footer in Justin Hamilton and 6-foot-9 Johnny O'Bryant)

"It is going to be tough especially because we played them well there in an overtime game. Johnny O'Bryant didn't play. He is a big body who can play inside and step outside and shoot it to 15 to 17 feet. He is a really good offensive rebounder and a talented offensive player overall. It is going to be a tough matchup for our guys, but we will be ready."

(On Senior Day and SEC Tournament seeding)

"We have Senior Day, our last home game and our last regular season game so there are a lot of things to play for as well as SEC seeding. I know our seniors in Kenny (Gabriel), Adrian (Forbes), Tony (Neysmith) and Jake (Drum) want to go out on a high note.

"Kenny has had a great two years playing for us here. He has been a really important part of what we do as far as his leadership role, the type of young man he is on and off the court. He is a really good basketball player with a high basketball IQ. He has been a joy for us to watch grow and mature. He is going to be successful

with whatever he does in life.

"The same with Adrian. He is a guy who has really played well for us this year. He has been a role player who has been in and out of the starting lineup. What he does for us as far as the intangibles, the rebounding, taking charges and playing physical and tough.

"Tony is another guy who has been limited with playing time this year, but last year, he was a big part of what we were doing and started several games. This year, he has come on and played well late.

"Jake is a walk-on who has played both basketball and football at Auburn. He has been a great role player for us in practice and has really helped our scout team and helped our guys get better."

LAST TIME OUT

Alabama 55, Auburn 49

(Feb. 29, 2012, in Auburn, Ala.)

Kenny Gabriel had 10 points and 11 rebounds while Frankie Sullivan, Noel Johnson and Chris Denson had 9 points each as short-handed Auburn lost a heartbreaker again at Alabama 55-49 in Coleman Coliseum. JaMychal Green's tip-in after a big Auburn defensive stand gave Alabama a 51-47 lead with 37 seconds left. Gabriel then missed a good look 3-pointer from the top of the key after an Auburn time out, and the Tide sealed it with free throws from there. Green finished with 15 points and 10 rebounds for the Tide, which defeated Auburn 51-49 in Tuscaloosa last season. Alabama outshot Auburn from the foul line 24-of-32 to 5-of-12. In the second half, Gabriel had 10 points and six rebounds while Green had 13 points and six boards, making 7-of-10 foul shots. Auburn jumped out to a 10-4 lead on a pair of 3-pointers from Noel Johnson. Alabama, which answered with an 19-4 run, took its first lead of the game at 15-14 on free throws by Nick Jacobs at 8:16 followed by Rodney Cooper's 3-pointer and a Jacobs foul shot to extend it to 23-14 with 3:13 left. Denson's conventional 3-point play ended Auburn's 8:14 scoreless drought to bring the Tigers to within 23-17. A 5-0 run by Denson closed it to within 23-19 with 1:41 to go. Sullivan's driving layup made it 23-21, and then Gabriel missed a dunk just before the buzzer that would have tied it. The Tigers ended the half on a 7-0 run in the last two minutes after going more than eight minutes without a point. Gabriel's bank shot to open the second

2011-12 TIGER STAT LEADERS

Double-figure scoring games (75)

Kenny Gabriel 19
Frankie Sullivan 17
Chris Denson 12
Rob Chubb 10
Varez Ward 10
Allen Payne 3
Josh Wallace 2
Josh Langford 1
Adrian Forbes 1
Opponents 85

20-point scoring games (12)

Frankie Sullivan 4
Rob Chubb 3
Kenny Gabriel 3
Varez Ward 2
Opponents 13

Double-figure rebounding games (9)

Kenny Gabriel 7
Rob Chubb 2
Opponents 11

Double-Doubles (5)

Kenny Gabriel 4
Rob Chubb 1
Opponents 11

Triple-Doubles (1)

Kenny Gabriel 1
Opponents 0

Games leading AU in scoring

Frankie Sullivan 10
Kenny Gabriel 7
Rob Chubb 5
Chris Denson 4
Varez Ward 4
Adrian Forbes 1
Allen Payne 1

Games leading AU in rebounding

Kenny Gabriel 19
Rob Chubb 9
Allen Payne 4
Frankie Sullivan 3
Varez Ward 2
Josh Langford 1
Adrian Forbes 1

Charges Taken (35)

Adrian Forbes 12
Kenny Gabriel 8
Frankie Sullivan 6
Varez Ward 3
Josh Wallace 3
Allen Payne 2
Rob Chubb 1

Floor Burns (113)

Frankie Sullivan 22
Kenny Gabriel 22
Adrian Forbes 19
Chris Denson 12
Varez Ward 9
Josh Wallace 8
Allen Payne 7
Josh Langford 4
Rob Chubb 3
Willy Kouassi 3
Noel Johnson 2

Dunks (63)

Kenny Gabriel 34
Josh Langford 6
Allen Payne 5
Adrian Forbes 5
Rob Chubb 4
Willy Kouassi 4
Chris Denson 3
Varez Ward 1

half tied it at 23 and made it a 9-0 run for the Tigers. The Tigers then used a 9-1 run to take a 34-31 lead on a Denson floater with 14:16 to play. Willy Kouassi tied it at 43 on a stickback with 6 minutes left. The Tide then scored 4-straight points and held the Tigers scoreless until a pair of Gabriel free throws with 1:53 to go. However, Auburn only trailed 47-45 after that. Auburn's defense was tremendous as the Tigers held the Crimson Tide to only 31.1 percent shooting from the floor and only 14 field goals made, 27.3 percent from 3-point range and had seven blocks. The Tigers shot 41.7 percent from the floor and 4-of-21 from behind the arc. Alabama outrebounded Auburn 39-31. The Tigers played without five scholarship players, including Allen Payne, who had surgery on his left knee on Tuesday. Johnson played a season-high 27 minutes and Kouassi, who had 4 points, 5 rebounds and three blocks, played 17 minutes.

LAST TIME vs. LSU

LSU 65, Auburn 58 (ot)

(Jan. 17, 2012, in Baton Rouge, La.)

LSU outscored Auburn 9-2 in overtime to take a 65-58 win over Auburn in the Maravich Assembly Center. Varez Ward nailed a 3-pointer with :00.2 seconds left in regulation to send it to extra time. Frankie Sullivan led Auburn with 19 points and Rob Chubb recorded his first career double-double with 15 points and a career-high tying 12 rebounds. Anthony Hickey scored 16 of his 18 points after the half to go along with seven rebounds and six assists to lead LSU while Justin Hamilton had 13 points and eight rebounds. At the end of regulation after an Auburn turnover and Hickey split a pair of foul shots, Ward sank a 3-pointer with 0.2 seconds left on Auburn's third 3-point attempt of the final possession to send the game into overtime tied at 56. Ward had missed 12 of his last 13 3-point attempts in the last 6 games prior to the huge make. Auburn only made one of its six field goal attempts after having four turnovers to start overtime. Auburn scored 13 straight points bridged over both halves to take a 37-34 lead on a Sullivan 3-pointer from the left corner while holding LSU scoreless for 5:41. Auburn increased its run to 19-4 on a Kenny Gabriel block shot and thunderous dunk on the other end and then a Josh Langford layup to take a 46-38 lead with 11:30 left. Turner scored LSU's first second half points with 14:13

left. Auburn outscored LSU 29-10 since trailing 28-15 with five minutes to go in the half. LSU answered with a 10-0 run to take a 48-46 lead with 7:27 left. Auburn, which went six minutes without a point, scored only four points over a nine minute stretch as LSU took a 53-50 lead on a big Hickey 3-pointer with 2:55 to play in the game. Gabriel had a monster dunk on a Sullivan missed 3-pointer to tie it at 53 with 1:04 left, but Hickey, who had 13 of his 15 points in the second half, answered with a layup to put LSU back ahead 55-53 with 40 seconds left. LSU used a 12-1 run to take its largest lead at 28-15 lead with 4:57 left in the first half as Auburn went over seven minutes between baskets. Auburn closed the half on a 12-6 run to go into the half down 34-27 after a Sullivan midcourt 3-point runner that beat the buzzer. It was Auburn's second-straight overtime game as the Tigers defeated Ole Miss 69-68 in double overtime three days prior.

LAST TIME vs. LSU in Auburn

LSU 62, Auburn 55

(Jan. 8, 2011, in Auburn, Ala.)

Auburn nearly came back from a 31-point second half deficit in losing to LSU 62-55 in the SEC opener for both teams in Auburn Arena. Earnest Ross had 21 points and Kenny Gabriel added 17 points for Auburn. Auburn scored the first basket in the first minute of the game but wouldn't score again for 10:13 with a Gabriel free throw as Auburn was down 15-3 with 9:08 left in the first. Auburn only shot 2-of-24 (.083) from the field in the opening period, scoring its only other points on a Gabriel 3-pointer with 5:56 before halftime and the Tigers trailing 22-6. LSU led 32-6 at the half and scored the first five points of the second half to go up 37-6, but that's when Auburn turned it around. Auburn outscored LSU 49-25 the rest of the way and cut the lead to six. Trailing by 31, Auburn scored 18 straight points in a span of 4:34 to quickly cut the LSU lead to 37-24 with 13:16 remaining. LSU went back up by 20 points, but Auburn used another frenetic 14-2 run to close to within 50-42 with 5:19 to go on an Earnest Ross put-back as the boisterous crowd of 6,873 was in a frenzy. Tony Neysmith made a steal, but missed a layup that would have cut the LSU lead to six with five minutes left. Ross, who went 5-of-12 from 3-point range in the second half, made his final trey with 21 seconds left to bring Auburn

to within 61-55. Auburn's season-best four game winning streak with Frankie Sullivan as a starter ended as Sullivan did not play.

5 GRADUATING TIGERS

Auburn has two Tigers, junior Frankie Sullivan and senior Tony Neysmith, who have already graduated and two more, Kenny Gabriel and Adrian Forbes, who will graduate at the end of this semester.

Junior Josh Wallace will graduate next December in three and a half years in Civil Engineering.

Sullivan graduated with a degree in Sociology on Dec. 12. He is the first Tiger to graduate in three and a half years since Marquis Daniels, now of the NBA's Boston Celtics, earned his degree in 2003.

Neysmith graduated in the summer of 2011 with a degree in Public Administration while Gabriel will earn a Sociology degree and Forbes a Business Administration degree.

AUBURN HOME vs. AWAY

Here is a comparison of Auburn's stats at home and on the road this season:

| Auburn | Home | Away |
|----------------------|------|-------|
| Record | 13-3 | 1-10 |
| PPG | 68.1 | 55.7 |
| Opp. PPG | 60.5 | 68.0 |
| Scoring margin | +7.6 | -12.3 |
| FG% | .457 | .380 |
| Opp. FG% | .380 | .446 |
| 3FG% | .324 | .278 |
| Opp. 3FG% | .311 | .369 |
| Rebound Margin | +3.4 | -5.7 |

AUBURN WINS vs. LOSSES

Here is a comparison of Auburn's stats in Tigers' wins vs. losses:

| | AU Wins | AU Losses |
|---------------------------|---------|-----------|
| PPG | 70.0 | 56.1 |
| Opp. PPG | 58.4 | 69.7 |
| Scoring Margin | +11.6 | -13.7 |
| FG% | .462 | .381 |
| Opp. FG% | .366 | .455 |
| 3FG% | .341 | .278 |
| Opp. 3FG% | .293 | .393 |
| Reb. Margin | +3.5 | -4.5 |
| Rob Chubb ppg | 9.8 | 6.8 |
| Chris Denson ppg | 11.0 | 6.1 |
| Frankie Sullivan 3s | .383 | .287 |
| Kenny Gabriel 3s | .359 | .308 |

CLOSE CALLS

Auburn is 3-3 on the season in games decided by three points or less or in overtime.

The Tigers defeated Ole Miss 69-68

in double overtime, won at Hawaii 65-62 after trailing with eight seconds to play and defeated Georgia Southern 78-75 after erasing a 14-point deficit.

Auburn lost at LSU in overtime 65-58, and lost at Arkansas 56-53 in back-to-back SEC road games and lost at Mississippi State 91-88 on Feb. 4. Auburn had three 3-point attempts to tie the game in the loss to Arkansas in the final two possessions.

PLAYER NOTES

1st TRIPLE-DOUBLE IN AU HISTORY

Senior Kenny Gabriel recorded the first triple-double in the 106-year history of Auburn basketball and in the 2,322nd game with all career-highs of 24 points, 13 rebounds and 10 blocks vs. Bethune-Cookman on Jan. 2. The Charlotte, N.C., native also had four steals and three assists while going 11-of-13 from the field and 2-of-3 from 3-point range.

Gabriel also scored a career-high 24 points, including 19 in the second half, vs. UTEP in the third place game of the Diamond Head Classic. He made 3-of-4 three-pointers and had eight rebounds.

Gabriel notched 11 points, a career-high tying 13 rebounds and four blocks vs. Ole Miss on Jan. 14. It was the fifth double-double of his career (sixth if you count the triple-double).

He had 15 points and a career-high tying 13 rebounds vs. North Florida on Dec. 17.

He then totaled 13 rebounds for the second straight game, eight points and a career-high seven blocks vs. Florida A&M on Dec. 19.

1st CAREER CHUBBLE-DOUBLE

Junior Rob Chubb recorded the first double-double of his career with 15 points and a career-high tying 12 rebounds at LSU on Jan. 17.

FRANKIE IN TOP 10 MADE 3s

Auburn's Frankie Sullivan is eighth on Auburn's career 3-pointers made list. He is 170-of-497 (.342) from behind the arc in his career. Here is the listing of made 3s:

| | |
|---------------------------------------|-----|
| 1. Wesley Person (1990-94) | 261 |
| 2. Lance Weems (1992-96) | 240 |
| 3. Ronnie Battle (1989-93) | 236 |
| 4. Scott Pohlman (1997-2001) | 206 |
| 5. Tay Waller (2008-10) | 187 |
| 6. Daymeon Fishback (1996-2000) | 185 |

| | |
|--|-----|
| 7. DeWayne Reed (2006-10) | 184 |
| 8. Frankie Sullivan (2008-pres.) | 170 |
| 9. Rasheem Barrett (2005-09) | 157 |
| 10. Doc Robinson (1996-2000) | 146 |

BALANCED SCORING

Auburn has five players averaging from 12.2 to 8.2 points per game.

Frankie Sullivan has a team-best 12.2 ppg followed by Kenny Gabriel with 12.1 ppg, 7.7 rpg and 2.3 bpg, Varez Ward at 9.0 ppg and 3.8 apg, Chris Denson at 8.5 ppg and Rob Chubb at 8.2 ppg.

TIGERS IN SEC RANKINGS

Several Auburn players rank near the top of the SEC individual stat rankings. Here is a listing of those:

| | |
|-----------------------------------|-------|
| • Auburn | |
| Blocks (5.0) | 4th |
| • Varez Ward | |
| Assists (3.8) | 6th |
| Assist/Turnover Ratio (1.4) | 9th |
| • Frankie Sullivan | |
| 3-Point FG% (.331) | 6th |
| 3-Point FGs Made (2.0) | t-6th |
| Scoring (12.2) | 20th |
| • Kenny Gabriel | |
| Blocks (2.3) | t-2nd |
| Defensive Rebounds (5.8) | 4th |
| Rebounds (7.7) | 7th |
| Scoring (12.1) | 22nd |

FRANKIE

Frankie Sullivan is averaging 12.2 points per game, is sixth in the SEC shooting 33.1 percent from 3-point range and is tied for sixth in the league with 2.0 3-pointers made per game.

Sullivan had 21 points vs. Alabama on Feb. 7, 16 points and three assists in a 91-88 loss at No. 22 Miss. State on Feb. 4 and 16 points in the win vs. No. 23 Miss. State on Feb. 18.

He had season-highs of 22 points vs. South Carolina, Long Beach State and Kennesaw State while tying a career-high with six made 3-pointers in nine attempts vs. Long Beach. He went 5-of-9 from behind the arc vs. Kennesaw State.

Sullivan had 19 points, all in the second half, in Auburn's 69-68 double overtime win vs. Ole Miss on Jan. 14, followed that up with 19 points on 5-of-12 shooting from 3-point range in the overtime loss at LSU on Jan. 17 and then had the 22 points in the win vs. South Carolina on Jan. 21.

ALL-AROUND KG

Kenny Gabriel is averaging 12.1 points, is tied for second in the SEC with 2.3

blocks and is seventh in the league with 7.7 rebounds.

The Charlotte, N.C., native recorded the first triple-double in the 106-year history of Auburn basketball with all career-highs of 24 points, 13 rebounds and 10 blocks vs. Bethune-Cookman on Jan. 2.

He had his fourth double-double this year with 10 points and 11 rebounds at Alabama on Feb. 29. It was the seventh double-double of his career and eighth if you count the triple-double.

He had his third double-double of the season with 22 points (4-of-8 3s) and 11 rebounds at Mississippi State on Feb. 4.

Gabriel notched 11 points, a career-high tying 13 rebounds and four blocks vs. Ole Miss on Jan. 14.

He had 16 points, eight rebounds and four blocks in the win vs. Georgia on Feb. 1.

He tied a career-high with 24 points, 19 in the second half, vs. UTEP on Christmas Day.

He had Auburn's first double-double of the season with 15 points and a career-high tying 13 rebounds vs. North Florida on Dec. 17. It was the fourth double-double of his career.

He then totaled 13 rebounds for the second straight game, eight points and a career-high seven blocks vs. Florida A&M on Dec. 19.

SEASON NOTES

BEST START IN 12 YEARS

Auburn's 8-1 start was the best in 12 years going back to the 1999-2000 season when the Tigers began the season 16-1 and were ranked as high as No. 2 in the nation.

10 STRAIGHT HOME WINS

Auburn had a 10-game homecourt winning streak, which is the longest streak in the two-year Auburn Arena history, to start the season. The Tigers won the home regular season finale last year vs. Ole Miss and went 9-0 at home this season before losing to No. 2 Kentucky on Jan. 11.

It was the Tigers' longest winning streak at home since winning 30 straight games that began with a 77-62 win over Southern Miss in the first round of the NIT and last home game of the 1997-98 season and ended with a 55-53 loss to No. 12 LSU without Chris Porter on Mar. 1, 2000.

FRANKIE SULLIVAN GRADUATES

Junior Frankie Sullivan graduated from Auburn University with a degree in Sociology on Dec. 12. He is the first Tiger to graduate in three and a half years since Marquis Daniels, now of the NBA's Boston Celtics, earned his degree in 2003.

JOSH WALLACE ON ENGINEERING SCHOLARSHIP

Junior walk-on Josh Wallace, who is majoring in civil engineering, is attending Auburn on an engineering scholarship.

Last season, he ranked second in the SEC in steals, was fourth in the league in assists and was third with a 1.8 assist-to-turnover ratio.

The Pensacola, Fla., native played in all 31 games, starting 26. The 26 games started is both the single-season and career record by a walk-on in Auburn history. Wallace started the first five games of the season and the final 21.

He has 12 starts this season including the last 11 games.

SCHOOL BLOCKS RECORD

Auburn set a school record with 17 blocks vs. Nicholls State on Nov. 25. It fell one short of the SEC record of 18 set by Arkansas vs. Missouri in 1996. The 17 by Auburn ties Kentucky vs. Morehead State in 1998 for the second most in SEC history.

Rob Chubb and Willy Kouassi had career-highs of five blocks each while Kenny Gabriel had four blocks. Varez Ward, Frankie Sullivan and Chris Denson had one each.

The Tigers followed that up with 10 blocks against Arkansas-Pine Bluff and had 11 vs. Bethune-Cookman on Jan. 2.

BACK-TO-BACK SEC ROAD HEART-BREAKERS IN JANUARY

After losing at Vanderbilt 65-35 in the SEC opener, Auburn lost back-to-back SEC road games at LSU in overtime on Jan. 17 and at Arkansas 56-53 on Jan. 25.

Auburn erased a 13-point LSU deficit to take an eight point lead with 11:30 left in regulation.

Auburn led Arkansas by seven points with 13 minutes left in the game and had three 3-point attempts to tie the game in its last two possessions.

NOEL JOHNSON ELIGIBLE

Junior Noel Johnson, a 6-foot-6,

200-pound, guard who transferred from Clemson, was eligible to play for the first time as an Auburn Tiger vs. South Florida on Dec. 14 but was injured. He has played since the Long Beach State game on Dec. 23 and made his first start vs. Bethune-Cookman on Jan. 2 and had six points and eight rebounds.

Johnson scored a season-high nine points on 3-of-6 three-pointers in a season-high 27 minutes at Alabama on Feb. 29.

He had six points while making 2-of-3 three-pointers at Ole Miss on Feb. 11.

A consensus top 56 prospect coming out of Fayette County High School in Fayetteville, Ga., in 2009, Johnson was rated as the nation's No. 30 prospect by ESPN, No. 40 by HoopsReport.com, No. 48 by PrepStars, No. 53 by Rivals.com, No. 54 by Hoop Scoop and No. 56 by Scout.com.

Johnson played in seven games last season for Clemson while starting one and averaged 2.9 points and 1.6 rebounds in 13.1 minutes. He played the most minutes in Clemson's freshman class last season playing in all 32 games, averaging 4.8 points in 14.8 minutes per game. He shot 36.7 percent (29-of-79) from 3-point range and 73 percent from the foul line.

Johnson averaged 9.0 points in Clemson's postseason games against NC State and Missouri in the NCAA Tournament First Round. In the ACC Tournament first round game vs. NC State, he scored an ACC-high 12 points on 4-of-5 shooting from 3-point range.

ROB CHUBB NETS CAREER-HI POINTS

Rob Chubb scored a career-high 21 points for the third time this season against Georgia Southern on Dec. 30. He went 8-of-12 from the field after averaging 2.0 points in Auburn's previous two games vs. UTEP and Long Beach State.

The Peachtree City, Ga., native also had 21 points vs. Florida A&M and McNeese State this year.

FRANKIE SEASON-HIGH POINTS

Frankie Sullivan has scored 22 points three times this season vs. Long Beach State in the Diamond Head Classic semifinals on Dec. 23, tying a career-high with six made 3-pointers on nine attempts.

He also had 22 points vs. South Carolina on 4-of-11 three-pointers on Jan. 21

and vs. Kennesaw State on Nov. 14.

Sullivan had 21 points vs. Alabama on Feb. 7.

FRANKIE

Junior Frankie Sullivan received a medical hardship waiver after only playing in six games last season and has two years of eligibility remaining. He averaged 8.2 points and 3.0 assists in 24.7 minutes in the final six non-conference games, starting the final four.

The Uniontown, Ala., native had left knee surgery on July 27, 2010, and missed Auburn's opening eight games and the final 17 games.

Sullivan averaged 12.7 points, 3.7 rebounds, 2.0 assists and 1.9 steals for Auburn as a sophomore in 2009-10 while starting all but one of the 31 games. He shot 43.1 percent from the field and 37.1 percent from 3-point range.

BIG OFFSEASON FOR CHUBB

Junior Rob Chubb, who averaged 7.6 points and 3.8 rebounds in 20.2 minutes per game in his first significant collegiate playing time last year as a sophomore, added 20 pounds to his 6-foot-10 frame during the offseason.

Chubb now weighs 242 pounds.

THEY HAD GAME

Auburn's coaching staff ranks fourth nationally among Div. I coaching staffs in points scored.

Auburn's coaching staff (Div. I players only) scored 4,373 points total in their collegiate careers. Tony Barbee scored 1,643 points at UMass, Milt Wagner finished fourth on Louisville's all-time scoring chart with 1,836 points and Tony Madlock had 894 points.

Here is a listing of the top 10 coaching staffs:

1. Tennessee5,381
2. New Mexico5,143
3. Syracuse.....5,010
4. Auburn.....4,373
5. Valparaiso.....4,146
6. Brown3,915
7. Kansas.....3,834
8. Duke3,805
9. Princeton3,804
10. Loyola.....3,756

The list includes only true "coaches" in title (no support staff members like directors of operations, video coordinators, etc). It only takes into account points

scored while playing for Division I institutions.

AUBURN ARENA QUICK SKETCH

Entering its second season, the official groundbreaking of the new \$86 million Auburn basketball arena and practice facility was on Aug. 29, 2008.

The Auburn Arena, with a capacity of 9,121, includes over 29,000 square feet of student-athlete space, a two-court practice facility, coaches offices, the Auburn University Athletic Ticket Office, an AU Team Store, the relocated Lovelace Museum and two food courts along with many other amenities.

360 Architecture of Kansas City, Mo., worked with Davis Architects of Birmingham on the design of the arena. The firm of Robins & Morton of Birmingham served as construction manager. The 243,792 square foot facility features chair back seats along with bleacher seating for students. The building also provides improved facilities for the student-athletes, including men's and women's locker room suites with sports medicine facilities, lounges and team meeting rooms. Along with a strength and conditioning center, a two-court practice facility enables the team another practice areas.

The arena has 12 luxury suites on the arena level that not only open inside the facility, but also opens on the outside of the arena for multiple entertaining opportunities throughout the year. Loge box seating also is available as well as on-site food preparation.

The seating configuration offers better sight lines and moves fans closer to the court. The furthest seat is just 43 feet in elevation from courtside, compared to 60 feet in elevation at Beard-Eaves, with two-thirds of the seats in Auburn Arena being less than 27 feet in elevation from courtside.

The scoreboard features a high-definition video board with full message/information center technology. For the student fan amenities, there is a private entrance, a private court-side commons and food court and court-side seating that permits standing with unobstructed views.

The new facility serves as more than a sports complex. With over 12,000 square feet of banquet/entertainment space, its design affords ready adaptation into a site for concerts, other cultural events, convocations and other community gatherings. On-campus student housing is adjacent to the new arena creating a unique "stu-

dent village" experience.

2011 FALL SIGNEES

• Jordan Price, 6-5, 218, G Decatur, Ga. (Southwest DeKalb HS)

Jordan Price, ranked 71st nationally by Rivals.com, averaged 19 points, 6.5 rebounds and nearly four assists per game as a junior at Southwest DeKalb High under coach Dwayne McKinney. As a sophomore, he played at Chattanooga McCallie where he was named Tennessee's Mr. Basketball.

Price scored 43 points in an 82-62 victory over Chamblee that sent third-ranked Southwest DeKalb (17-8) to the finals of the Region 6-AAAAA tournament at Miller Grove on Feb. 17 of this season.

He attended the NBA Camp in Virginia for college prospects this past summer and was one of the outstanding scorers. He was named to the 2009 ESPN Rise underclassmen All-American team. He won middle school championships and tournament MVPs leading his eighth grade team to a 21-0 record.

Price chose Auburn over Memphis, Georgia, Georgia Tech, Ole Miss, Michigan and Miami (Fla.).

"Jordan Price is a talented combo guard at his size at 6-foot-5, 218 pounds," said Auburn head coach Tony Barbee. "He can play the one. He can play the two. He can really score. He can run a team. He has a lot of talent."

• Shaquille Johnson, 6-5, SF Alpharetta, Ga. (Milton HS)

Shaq Johnson, ranked 92nd nationally by ESPN.com, averaged 9.0 points and 7.0 rebounds as a junior at Milton High last year for coach David Boyd. The team had eight seniors last season, including four that signed Div. I scholarships.

Johnson won the Under Armour Dunk Contest at Venice Beach, Calif., this past August that was televised by ESPN. The dunk contest featured Derrick Williams, the No. 2 pick of the 2011 NBA Draft. Johnson won the event with a windmill dunk, a high-flying dunk that cleared a 6-foot-9 player and a circus dunk by going through his legs and jamming left-handed.

Johnson selected Auburn over Florida, Georgia, Georgia Tech, Clemson and Miami (Fla.).

"Shaq Johnson is a ridiculous athlete who is still growing in his understanding of the game but has a chance to be a fantastic player because he has really

worked on his game to not only be a good athlete, but to be able to shoot the ball out on the perimeter," said Barbee. "He plays for a fantastic coach at Milton High. I am excited about Shaq."

• Jordon Granger, 6-9, 215, PF Florissant, Mo. (McClure North)

Jordon Granger (pronounced Jor - Don), led McClure North High to the Missouri Class 5 State Championship last year while averaging 14.8 points, 8.8 rebounds and 3.8 blocks as the Stars had a 29-5 record under coach Randy Reed. In one week last season, he had a pair of triple-doubles in three wins with 14 points, 14 rebounds and 14 blocks vs. Normandy and 21 points, 10 rebounds and 6 blocks vs. Roosevelt and 16 points, 16 rebounds and 10 blocks vs. Jackson.

Granger chose Auburn over Missouri, Arkansas, Illinois, Saint Louis U. and Detroit.

"Jordon Granger, out of St. Louis, is a 6-foot-9, 215-pound power forward who is the kind of power forward that I like that is not just locked to the block," said Barbee. "He is a guy who can play in the post and rebound the ball but can also stretch the floor with his ability to handle it and his ability to shoot the three. He is a fantastic addition to the program."

• Asauhn Dixon-Tatum, 7-0, 230, C Anderson, Ind. (Chattahoochee Tech)

Asauhn Dixon-Tatum (pronounced A - sahn) is attending Chattahoochee Tech in Marietta, Ga., this year while averaging 11 points, 13 rebounds and 6 blocks per game. He recorded his third triple-double of the season in the first 10 games vs. East Georgia College on Dec. 5. He averaged 4.6 points, 4.0 rebounds and a conference-leading 2.2 blocks per game as a redshirt freshman at Div. II Grand Valley State in Michigan last year. His 59 blocks were the fourth highest in school history, and he shot 57.1 percent from the field. He had a season-high 7 blocks in only 18 minutes vs. Lake Superior State, and scored in double-figures three times, including a season-best 11 points at Northern Michigan.

Dixon-Tatum chose Auburn over Memphis, Ole Miss, UAB and Evansville. He averaged 11 points, 13 rebounds and 6 blocks in Chattahoochee Tech's first three games on this season.

"Asauhn Dixon-Tatum, a junior college center, is unique in that he is not your

typical junior college player," said Barbee. "He is a late bloomer who graduated high school at 6-foot-9, 190 pounds. Now after going to a Div. II school for two years, he is 7-foot, 230 pounds with a 7-foot-4 wingspan and a 36-inch vertical jump. He is extremely athletic for someone who is 7-foot. He has a unique ability to block shots and rebound the ball because of how high he plays above the rim, and he is a developing offensive talent."

AUBURN TRIPLE-DOUBLES?

Senior Kenny Gabriel recorded the first triple-double in the 106-year history of Auburn basketball and in the 2,322nd game with all career-highs of 24 points, 13 rebounds and 10 blocks vs. Bethune-Cookman on Jan. 2, 2011.

The Charlotte, N.C., native also had four steals and three assists while going 11-of-13 from the field and 2-of-3 from 3-point range.

AUBURN'S ALL-TIME RECORD

In the 106 seasons and 2,336 games of Auburn Basketball, the Tigers are 1243-1094-1 (.532).

OVERTIME RECORD

Auburn has a 46-48 (.489) record in overtime games in its history. The Tigers, are 1-1 in overtime this year, defeating Ole Miss 69-68 in double overtime on Jan. 14. It was Auburn's first double overtime win since 1991. Auburn lost at LSU 65-58 in overtime three days after the Ole Miss double overtime win. On Auburn's third 3-point attempt of the possession, Varez Ward drilled a 3-pointer with 0.2 seconds left to send the LSU game to overtime.

WHAT'S NEXT?

Auburn plays in the first round of the SEC Tournament on Thursday as either the No. 10 seed or the No. 11 seed. If Auburn has the same record as Georgia, the Tigers will be the No. 10 seed because of a win over the Bulldogs. The No. 10 seed plays the No. 7 seed at 6:30 pm CT while the No. 11 seed plays the No. 6 seed at 9 pm CT in New Orleans Arena.



AUBURN TIGERS BIO SKETCHES



0 JOSH LANGFORD

| PPG | RPG | FG% | 3FG% | FT% |
|-----|-----|------|------|------|
| 5.2 | 2.1 | .536 | .250 | .643 |

- DNP-INJ last 9 gms, only played 8 min at Ark.
- car-hi 16 pts, 3 reb in 21 min vs. UTEP
- 9 pts, 6 reb, 2 ast, 2 stl v. Georgia Southern
- 7 pts, 12 min v. UNF in 1st game this year
- 7 pts, 3 reb, 1 ast, 12 min v. Florida A&M
- 6 pts, 2 reb at LSU, 15 min/2 pts, 6 reb at Ark

Career-Highs

pts: 16 v. Florida St.(1-3-11)/UTEP(12-25-11)

reb: 6, 4 times

ast: 3 vs. LSU (1-8-11)

Season-Highs

pts: 16 vs. UTEP (12-25-11)

reb: 6 at Ark.(1-25-12)/v. Ga. Sou.(12-30-11)

ast: 3 vs. Long Beach State (12-23-11)



1 VAREZ WARD

| PPG | RPG | APG | FG% | 3FG% | FT% |
|-----|-----|-----|------|------|------|
| 9.0 | 3.1 | 3.8 | .345 | .256 | .651 |

- DNP last 2 games, suspended indefinitely
- SEC: 6th w/3.8 apg & 9th 1.4 w/ast.to ratio
- 10 pts, 9 ast, 1 to in 26 min v. #23 Miss. State
- car-hi 24 pts (9-12 fts), 5 ast, 3 stl at MS F4
- 17 pts (12-12 fts), 4 reb, 3 ast vs. Georgia
- 12 pts at UT(most since D30), 5 reb, 2stl
- made 3pt w/0.2 sec left at LSU to send to ot
- car-highs 20 pts & 8 reb, 5 ast, 3 stl v. Nicholls
- 18 pts (10-12 fts), 6 ast, 3 reb v. UTEP
- 17 pts (2-5 3s) vs. North Florida
- had nearly a 2-year layoff
- medical redshirt in 2009-10 at Texas, 6.7 ppg, 3.0 rpg in 1st 3 games of 2009-10 season
- avd. 11.5 ppg in 2009 NCAA Tour. as a frosh

Career/Season-Highs

pts: 24 at Mississippi State (2-4-12)

reb: 8 vs. Nicholls State (11-25-11)

ast: 10 vs. Bethune-Cookman (1-2-12)



2 ALLEN PAYNE

| PPG | RPG | FG% | 3FG% | FT% |
|-----|-----|------|------|------|
| 4.3 | 4.0 | .413 | .308 | .690 |

- Out for season, DNP at Ala. F29; left lateral meniscus knee surgery on F28
- season-hi 15 pts, 7 reb, 3 ast vs. Ark F25
- 10 pts, car-hi 9 reb at Mississippi State F4
- 6 pts, 3 reb at Ark.; 3 pts, 7 reb vs. Georgia
- 11 pts, 5 reb v. Nicholls St./6 pts, 6 reb v. #23 MS
- 8 pts, 5 reb v. McNeese St./3 pts, 7 reb at Vandy
- 7 pts. 8 reb at #11 Florida

Career-Highs

pts: 16 vs. Arkansas-Pine Bluff (12-5-10)

reb: 9 at Mississippi State (2-4-12)

stl: 4 vs. Georgia Southern (12-29-10)

Season-Highs

pts: 15 vs. Arkansas (2-25-12)

reb: 9 at Mississippi State (2-4-12)

ast: 3 at Tenn.(1-28-12)/v. UAPB (11-28-11)



3 CHRIS DENSON

| PPG | RPG | FG% | 3FG% | FT% |
|-----|-----|------|------|------|
| 8.5 | 1.7 | .460 | .378 | .618 |

- seas-hi 19 pts(10-12 fts), 5 ast v. Ga. Southern
- 17 pts (3-4 3s), 3 ast vs. Ark.-Pine Bluff
- 16 pts, 4 reb, 2 ast vs. Ole Miss
- 15 pts at Florida State; 12 pts, 4 reb v. #2 UK
- 14 pts (8-11 fts) vs. North Florida
- 12 pts, 3 stl, 3 reb vs. USF in 1st start

Career-Highs

pts: 21 vs. Georgia in SEC Tour. (3-10-11)

reb: 5 at Arkansas (1-25-11)

ast: 5 v. Kennesaw(11-14-11)/Ga. So.(12-30-11)

Season-Highs

pts: 19 vs. Georgia Southern (12-30-11)

reb: 4 v. #2 Kentucky (1-11-12)/OM(1-14-12)

ast: 5 v. Kennesaw(11-14-11)/Ga. So.(12-30-11)



11 JOSH WALLACE

| PPG | APG | FG% | 3FG% | FT% |
|-----|-----|------|------|------|
| 3.3 | 2.0 | .468 | .286 | .556 |

- started last 11 games, other v. USF D14
- 11 pts (4-5 fgs), 4 ast, 4 stl at Seton Hall
- 8 pts, 5 ast, 33 min vs. Arkansas F25
- 10 pts, 3 ast, 2 reb, 2 stl vs. Nicholls State
- 6 pts, 6 reb, 6 ast, 33 min in start at Ark.
- car-hi 17 pts, 4 reb, 3 ast, 2 stl at SC last yr
- SEC last yr: 4th, 3.9 ast; 2nd, 1.7 stl; 3rd, 1.8 ast/to ratio

Career-Highs

pts: 17 at South Carolina (1-29-11)

reb: 7 at LSU (3-5-11)

ast: 7 v. #18 Vandy(2-19-11)/Florida St.(1-3-11)

Season-Highs

pts: 11 at Seton Hall (12-2-11)

reb: 6 at Arkansas (1-25-12)

ast: 6 at Arkansas (1-25-12)



15 TONY NEYSMITH

| PPG | APG | FG% | 3FG% | FT% |
|-----|-----|------|------|-----|
| 0.3 | 1.5 | .200 | -- | -- |

- 8 pts (4-6 fgs) v. Ga. SW, 1st AU start last yr
- 2 pts. 2 ast. 8 min at Ark: 3 ast. 12 min v. Ark.

Career-Highs

pts: 8 vs. Georgia Southwestern (11-30-10)

reb: 4 vs. Georgia Southern (12-29-10)

ast: 5 vs. Arkansas-Pine Bluff (12-5-10)



22 KENNY GABRIEL

| PPG | RPG | BPG | FG% | 3FG% | FT% |
|------|-----|-----|------|------|------|
| 12.1 | 7.7 | 2.3 | .446 | .325 | .646 |

- 22 pts(4-8 3s), 11rb at MS F4
- 1st trip-dble AU history: all car-highs 24 pts, 13 reb, 10 blk v. Beth.-Cook., 4 stls, 3 ast, 11-13 fgs
- SEC: t-2nd, 2.3 blks; 7th 7.7 rpg
- car-hi 24 pts(3-4 3s), 19 2nd 1/2, 8rb, 4ast v. UTEP
- 16 pts (8-9 fts), 8 reb, 4 blk vs. Georgia
- 16 pts, 7 reb, 4 blk v. SC/15pts, 9reb v. #23 MS
- 11 pts (3-6 3s), 13 reb, 4 blk v. Ole Miss
- 10 pts, 11 reb (4th dble-dble this yr) at Ala.F29
- back-to-back car-hi 13 reb gms v. UNF/FAMU
- 15 pts, car-hi 13 reb v. UNF; 1st db-db this yr
- 16 pts, 8 reb, 5 blk vs. Ark.-Pine Bluff
- car-hi tying 13 reb, car-hi 7 blk, 8 pts v. FAMU
- 13 pts, 9 reb at Hawaii; 13 pts, 8 reb at Ark.
- 4th most improved ppg in SEC last yr, +7.5
- 3 dble-dbles last yr: 3 this year + triple-dble.

Career/Season-Highs

pts: 24, three times (two times this year)

reb: 13, six times (four times this year)

blk: 10 vs. Bethune-Cookman (1-2-12)



23 FRANKIE SULLIVAN

| PPG | RPG | APG | FG% | 3FG% | FT% |
|------|-----|-----|------|------|------|
| 12.2 | 3.9 | 2.3 | .381 | .331 | .684 |

- 21 pts, 3 stl v. Ala. F7; 16 pts, 3 ast at MS F4
- tied season-hi w/ 22 pts (4-11 3s), 4 reb v. SC
- 19 pts (5-12 3s), 4 reb, 3 ast at LSU/16 pts v. MS
- 19 pts, all after half, 4 ast, 4 stl, 3 reb v. OM, 5.7 ppg & 10-39 (.256) fgs 6 gms prior
- SEC: 6th, .331 3fg%; t-6th, 2.0 3fgs/gm
- 22 pts (5-9 3s), 5 reb, 2 ast, 2 stl v. Kennesaw St
- 22 pts (car-hi 6-9 3s), 6 reb, 3 stl v. Long Beach
- 17 pts (3-7 3s), 7 reb, 6 ast at Hawaii
- 16 pts (3-6 3s), car-hi 9 reb, 3 ast, 2 stl v. FAMU
- received medical hardship waiver last year
- Played in only last 6 non-conf. gms last year
- DNP 1st 8 gms season & all SEC gms last yr
- AU was 4-0 last year w/Frankie as a starter
- left knee surgery July 27, 2010, played 1st gm last yr at S. Fla. Dec. 15, 4 pts, 2 ast, 2 stl, 9 min
- graduated in 3 1/2 yrs in Dec. 2011 sociology

Career-Highs

pts: 27 vs. Florida in SEC Tour. (3-11-10)

reb: 9 at Florida St.(12-17-09)/FAMU(12-19-11)

stl: 6 at #14 Xavier(12-3-08)/Chas. So.(12-29-09)

ast: 6 vs. West Georgia (1-2-10)

3FGs: 6v. NCSt.(11-22-09)/Long Beach(12-23-11)

FTs made straight: 27 to start 2009-10

Season-Highs

pts: 22 v. Long Beach(12-23-11)/Kennesaw(11-14-11)

reb: 9 vs. Florida A&M (12-19-11)

ast: 5 vs. North Florida (12-17-11)



32 NOEL JOHNSON

| PPG | RPG | FG% | 3FG% | FT% |
|-----|-----|------|------|------|
| 1.9 | 1.6 | .245 | .219 | .000 |

- season-hi 9 pts (3-6 3s), 2 reb, 2 blk at Ala. F29
- 6 pts (3-3 3fgs), 3 reb, 2 ast, 18 min at Ole Miss
- 6pts, 8rb v. B-C in 1st start; 3 pts, 2 rb, 17 min at UT
- 5 pts in 10 min vs. Ark. F25
- Eligible for USF game after transferring from Clemson mid-semester last year but DNP-INJ
- 2 pts, 5 reb, 16 min in 1st gm v. Long Beach
- 2.9 ppg, 1.6 rpg, 13.1 min/gm in 7 gms for Clemson last year, starting 1 game
- 4.8 ppg in 14.8 min/gm as a frosh at Clemson in 09-10 shooting 36.7% 3fgs
- 9.0 ppg in Clemson's postseason games v. NC State & Missouri in 2010 NCAA Tourney
- son of Lynbert "Cheese" Johnson, who played for Golden State Warriors and Wichita State

Career-Highs

pts: 13 vs. South Carolina State (12-29-09)

reb: 8 vs. Bethune-Cookman (1-2-12)

ast: 5 vs. Boston College (1-26-10)

3FGs made: 4 vs. Presbyterian (11-13-09)



41 ROB CHUBB

| PPG | RPG | BPG | FG% | FT% |
|-----|-----|-----|------|------|
| 8.2 | 5.0 | 0.9 | .445 | .694 |

- 1st car.dble-dble 15 pts, 12 reb at LSU
- 14 pts, game-winning dunk at Hawaii
- car-hi 21 pts (8-12 fgs) v. Georgia Southern
- car-hi 21 pts(9-12 fg), 7rb, 3ast, 2stl v. McNeese
- car-hi tying 21 pts (9-10 fts) vs. FAMU
- 14 pts, 8 rb v. #2 Kentucky; 10 pts, 5rb, 2stl at UT
- car-hi 12 reb, 9 pts vs. North Florida
- 13 pts, 7 reb, 2 blk vs. Kennesaw State
- 12 pts(6-8 fgs), 6 rb at Seton Hall; 11pts, 7rebv. Ark.
- car-hi 5 blks v. Nicholls St./8 pts, 7 reb at OM

Career/Season-Highs

pts: 21, 3 times

reb: 12 at LSU(1-17-12)/v. N. Florida (12-17-11)

blk: 5 vs. Nicholls State (11-25-11)



45 ADRIAN FORBES

| PPG | RPG | BPG | FG% | FT% |
|-----|-----|-----|------|------|
| 2.4 | 2.8 | 0.5 | .563 | .571 |

- 5.5 ppg, 3.3 rpg in last 4 gms (10-15 fgs, .667)
- car-hi tying 11 pts (5-9 fgs), 6 reb at #11 Fla.
- 6 pts, 4 reb vs. #23 Miss. State
- car-hi 7 reb v. Ole Miss; 3.6 rpg in SEC play
- 4 pts, 5 reb, 2 blk at Arkansas in 16 min
- 5 pts, 2 reb, 13 min vs. North Florida
- 3 pts, 4 reb v. SC/4 pts, 5 rb, 13 min v. FAMU
- 4 pts. 3 reb vs. Georgia & South Florida

Career-Highs

pts: 11 at Arkansas (1-25-11)

reb: 7 at MissState(1-16-11)/Ole Miss(1-14-12)

blk: 2. 3 times

Season-Highs

pts: 5 vs. North Florida (12-17-11)

reb: 7 vs. Ole Miss (1-14-12)



50 WILLY KOUASSI

| PPG | RPG | BPG | FG% | FT% |
|-----|-----|-----|------|------|
| 1.6 | 2.3 | 0.7 | .483 | .571 |

- 4 pts, 5 reb, 3 blk, 17 min at Alabama F29
- car-hi 7 pts, 4 reb, 3 blk vs. Ark.-Pine Bluff
- 5 pts (2-2 fgs), 1 blk v. Bethune-Cookman
- career-hi 5 blks, 7 reb vs. Nicholls State
- 4 pts, 4 reb in 16 min at Florida State
- ranked 66th nationally bv Rivals.com last yr.

Career/Season-Highs

pts: 7 vs. Arkansas-Pine Bluff (11-28-11)

2011-12 Auburn Tigers Basketball
Auburn Combined Team Statistics (as of Feb 29, 2012)
All games

| RECORD: | OVERALL | HOME | AWAY | NEUTRAL |
|----------------|----------------|-------------|-------------|----------------|
| ALL GAMES | 14-15 | 13-3 | 1-10 | 0-2 |
| CONFERENCE | 4-11 | 4-3 | 0-8 | 0-0 |
| NON-CONFERENCE | 10-4 | 9-0 | 1-2 | 0-2 |

| # | Player | gp-gs | min | avg | Total | | 3-Point | | F-Throw | | Rebounds | | | | pf | dq | a | to | blk | stl | pts | avg |
|----------------|-------------------|-------|------|------|----------|------|---------|------|---------|------|----------|-----|------|------|-----|----|-----|-----|-----|-----|------|------|
| | | | | | fg-fga | fg% | 3fg-fga | 3fg% | ft-fa | ft% | off | def | tot | avg | | | | | | | | |
| 23 | Sullivan, Frankie | 29-25 | 919 | 31.7 | 115-302 | .381 | 58-175 | .331 | 67-98 | .684 | 21 | 92 | 113 | 3.9 | 69 | 1 | 68 | 44 | 6 | 40 | 355 | 12.2 |
| 22 | Gabriel, Kenny | 29-29 | 926 | 31.9 | 136-305 | .446 | 38-117 | .325 | 42-65 | .646 | 55 | 167 | 222 | 7.7 | 81 | 1 | 30 | 61 | 68 | 32 | 352 | 12.1 |
| 01 | Ward, Varez | 27-17 | 739 | 27.4 | 71-206 | .345 | 20-78 | .256 | 82-126 | .651 | 18 | 67 | 85 | 3.1 | 52 | 1 | 103 | 72 | 5 | 25 | 244 | 9.0 |
| 03 | Denson, Chris | 28-8 | 612 | 21.9 | 85-181 | .470 | 14-37 | .378 | 55-89 | .618 | 19 | 29 | 48 | 1.7 | 40 | 0 | 32 | 38 | 3 | 14 | 239 | 8.5 |
| 41 | Chubb, Rob | 29-29 | 723 | 24.9 | 98-220 | .445 | 0-1 | .000 | 43-62 | .694 | 53 | 93 | 146 | 5.0 | 95 | 5 | 27 | 64 | 27 | 11 | 239 | 8.2 |
| 00 | Langford, Josh | 14-5 | 195 | 13.9 | 30-56 | .536 | 4-16 | .250 | 9-14 | .643 | 12 | 18 | 30 | 2.1 | 24 | 0 | 10 | 14 | 0 | 7 | 73 | 5.2 |
| 02 | Payne, Allen | 20-12 | 380 | 19.0 | 31-75 | .413 | 4-13 | .308 | 20-29 | .690 | 26 | 54 | 80 | 4.0 | 26 | 0 | 18 | 20 | 2 | 14 | 86 | 4.3 |
| 11 | Wallace, Josh | 29-12 | 510 | 17.6 | 37-79 | .468 | 2-7 | .286 | 20-36 | .556 | 5 | 29 | 34 | 1.2 | 27 | 0 | 59 | 31 | 2 | 23 | 96 | 3.3 |
| 45 | Forbes, Adrian | 27-5 | 370 | 13.7 | 27-48 | .563 | 0-0 | .000 | 12-21 | .571 | 35 | 41 | 76 | 2.8 | 56 | 1 | 1 | 23 | 13 | 9 | 66 | 2.4 |
| 32 | Johnson, Noel | 17-3 | 201 | 11.8 | 13-53 | .245 | 7-32 | .219 | 0-1 | .000 | 9 | 19 | 28 | 1.6 | 15 | 0 | 7 | 11 | 2 | 4 | 33 | 1.9 |
| 50 | Kouassi, Willy | 23-0 | 223 | 9.7 | 14-29 | .483 | 0-0 | .000 | 8-14 | .571 | 17 | 37 | 54 | 2.3 | 32 | 0 | 1 | 12 | 16 | 3 | 36 | 1.6 |
| 15 | Neysmith, Tony | 6-0 | 49 | 8.2 | 1-5 | .200 | 0-0 | .000 | 0-0 | .000 | 0 | 4 | 4 | 0.7 | 5 | 0 | 9 | 2 | 0 | 1 | 2 | 0.3 |
| 24 | Rice, T.J. | 2-0 | 4 | 2.0 | 0-1 | .000 | 0-0 | .000 | 0-0 | .000 | 0 | 1 | 1 | 0.5 | 0 | 0 | 0 | 0 | 0 | 1 | 0 | 0.0 |
| 44 | Spencer, Dylan | 2-0 | 5 | 2.5 | 0-1 | .000 | 0-1 | .000 | 0-2 | .000 | 0 | 1 | 1 | 0.5 | 3 | 0 | 0 | 2 | 0 | 0 | 0 | 0.0 |
| 04 | McAfee, Cedrick | 3-0 | 19 | 6.3 | 0-6 | .000 | 0-3 | .000 | 0-0 | .000 | 1 | 0 | 1 | 0.3 | 2 | 0 | 0 | 1 | 0 | 0 | 0 | 0.0 |
| Team | | | | | | | | | | | 45 | 28 | 73 | | 3 | | 2 | | | | | |
| Total..... | | 29 | 5875 | | 658-1567 | .420 | 147-480 | .306 | 358-557 | .643 | 316 | 680 | 996 | 34.3 | 530 | 9 | 365 | 397 | 144 | 184 | 1821 | 62.8 |
| Opponents..... | | 29 | 5875 | | 637-1553 | .410 | 189-551 | .343 | 400-578 | .692 | 326 | 688 | 1014 | 35.0 | 509 | 10 | 356 | 405 | 113 | 208 | 1863 | 64.2 |

| TEAM STATISTICS | AU | OPP | Date | Opponent | Score | Att. |
|------------------------|-----------|------------|-------------|----------------------|--------------|-------------|
| SCORING | 1821 | 1863 | 11/11/11 | MCNEESE STATE | w 84-62 | 5225 |
| Points per game | 62.8 | 64.2 | 11/14/11 | KENNESAW STATE | w 68-55 | 4760 |
| Scoring margin | -1.4 | - | 11/25/11 | NICHOLLS STATE | w 78-57 | 7182 |
| FIELD GOALS-ATT | 658-1567 | 637-1553 | 11/28/11 | ARKANSAS-PINE BLUFF | w 72-59 | 4535 |
| Field goal pct | .420 | .410 | ^ 12/2/11 | at Seton Hall | L 59-81 | 6591 |
| 3 POINT FG-ATT | 147-480 | 189-551 | 12/14/11 | SOUTH FLORIDA | w 52-40 | 4436 |
| 3-point FG pct | .306 | .343 | 12/17/11 | NORTH FLORIDA | w 84-71 | 5194 |
| 3-pt FG made per game | 5.1 | 6.5 | 12/19/11 | FLORIDA A&M | w 76-69 | 5297 |
| FREE THROWS-ATT | 358-557 | 400-578 | # 12/22/11 | at Hawai'i | w 65-62 | 8147 |
| Free throw pct | .643 | .692 | # 12/23/11 | vs Long Beach State | L 43-64 | 6836 |
| F-Throws made per game | 12.3 | 13.8 | # 12/25/11 | vs UTEP | L 76-83 | 6270 |
| REBOUNDS | 996 | 1014 | 12/30/11 | GEORGIA SOUTHERN | w 78-75 | 6061 |
| Rebounds per game | 34.3 | 35.0 | 01/02/12 | BETHUNE-COOKMAN | w 67-41 | 4207 |
| Rebounding margin | -0.6 | - | 01/04/12 | at Florida State | L 56-85 | 7967 |
| ASSISTS | 365 | 356 | * 1/7/12 | at Vanderbilt | L 35-65 | 13473 |
| Assists per game | 12.6 | 12.3 | * 01/11/12 | KENTUCKY | L 53-68 | 9121 |
| TURNOVERS | 397 | 405 | * 01/14/12 | OLE MISS | Wo2 69-68 | 7154 |
| Turnovers per game | 13.7 | 14.0 | * 01/17/12 | at LSU | Lot 58-65 | 8052 |
| Turnover margin | +0.3 | - | * 01/21/12 | SOUTH CAROLINA | w 63-52 | 8329 |
| Assist/turnover ratio | 0.9 | 0.9 | * 01-25-12 | at Arkansas | L 53-56 | 12794 |
| STEALS | 184 | 208 | * 01/28/12 | at Tennessee | L 49-64 | 19024 |
| Steals per game | 6.3 | 7.2 | * 02/01/12 | GEORGIA | w 59-51 | 6501 |
| BLOCKS | 144 | 113 | * 02-04-12 | at Mississippi State | L 88-91 | 9026 |
| Blocks per game | 5.0 | 3.9 | * 02/07/12 | ALABAMA | L 50-68 | 8154 |
| ATTENDANCE | 102504 | 128550 | * 02/11/12 | at Ole Miss | L 54-61 | 5967 |
| Home games-Avg/Game | 16-6406 | 11-10495 | * 02/18/12 | MISSISSIPPI STATE | w 65-55 | 8336 |
| Neutral site-Avg/Game | - | 2-6553 | * 2/21/12 | at Florida | L 47-63 | 10150 |
| | | | * 02/25/12 | ARKANSAS | L 71-77 | 8012 |
| | | | * 02/29/12 | at Alabama | L 49-55 | 14253 |
| Score by Periods | 1st | 2nd | OT | OT2 | Totals | |
| Auburn | 868 | 939 | 10 | 4 | 1821 | |
| Opponents | 867 | 976 | 17 | 3 | 1863 | |

^ = Big East-SEC Challenge (Newark, NJ, Prudential Center)

= Hawaiian Airlines Diamond Head Classic (Honolulu, HI, Stan Sheriff Center)

* = Conference game

2011-12 Auburn Tigers Basketball
Auburn Season Schedule/Results & Leaders (as of Feb 29, 2012)
All games

| RECORD: | OVERALL | HOME | AWAY | NEUTRAL |
|----------------|----------------|-------------|-------------|----------------|
| ALL GAMES | 14-15 | 13-3 | 1-10 | 0-2 |
| CONFERENCE | 4-11 | 4-3 | 0-8 | 0-0 |
| NON-CONFERENCE | 10-4 | 9-0 | 1-2 | 0-2 |

| Date | Opponent | Score | Att. | High Points | High Rebounds |
|-------------|-----------------------|--------------|-------------|-----------------------|----------------------|
| 11/11/11 | MCNEESE STATE | W 84-62 | 5225 | (21)Chubb, Rob | (7)Chubb, Rob |
| | | | | | (7)Gabriel, Kenny |
| 11/14/11 | KENNESAW STATE | W 68-55 | 4760 | (22)Sullivan, Frankie | (8)Payne, Allen |
| 11/25/11 | NICHOLLS STATE | W 78-57 | 7182 | (20)Ward, Varez | (8)Ward, Varez |
| | | | | | (8)Gabriel, Kenny |
| 11/28/11 | ARKANSAS-PINE BLUFF | W 72-59 | 4535 | (17)Denson, Chris | (8)Gabriel, Kenny |
| 12/2/11 | ^at Seton Hall | 59-81 L | 6591 | (12)Chubb, Rob | (6)Sullivan, Frankie |
| | | | | | (6)Gabriel, Kenny |
| | | | | | (6)Chubb, Rob |
| 12/14/11 | SOUTH FLORIDA | W 52-40 | 4436 | (12)Denson, Chris | (8)Gabriel, Kenny |
| | | | | (12)Sullivan, Frankie | |
| 12/17/11 | NORTH FLORIDA | W 84-71 | 5194 | (17)Ward, Varez | (13)Gabriel, Kenny |
| 12/19/11 | FLORIDA A&M | W 76-69 | 5297 | (21)Chubb, Rob | (13)Gabriel, Kenny |
| 12/22/11 | #at Hawai`i | W 65-62 | 8147 | (17)Sullivan, Frankie | (9)Gabriel, Kenny |
| 12/23/11 | #vs Long Beach State | 43-64 L | 6836 | (22)Sullivan, Frankie | (6)Sullivan, Frankie |
| 12/25/11 | #vs UTEP | 76-83 L | 6270 | (24)Gabriel, Kenny | (8)Gabriel, Kenny |
| 12/30/11 | GEORGIA SOUTHERN | W 78-75 | 6061 | (21)Chubb, Rob | (6)Langford, Josh |
| 01/02/12 | BETHUNE-COOKMAN | W 67-41 | 4207 | (24)Gabriel, Kenny | (13)Gabriel, Kenny |
| 01/04/12 | at Florida State | 56-85 L | 7967 | (15)Denson, Chris | (7)Gabriel, Kenny |
| 1/7/12 | *at Vanderbilt | 35-65 L | 13473 | (7)Denson, Chris | (7)Payne, Allen |
| 01/11/12 | *KENTUCKY | 53-68 L | 9121 | (14)Chubb, Rob | (8)Chubb, Rob |
| 01/14/12 | *OLE MISS | Wo2 69-68 | 7154 | (19)Sullivan, Frankie | (13)Gabriel, Kenny |
| 01/17/12 | *at LSU | 58-65 Lot | 8052 | (19)Sullivan, Frankie | (12)Chubb, Rob |
| 01/21/12 | *SOUTH CAROLINA | W 63-52 | 8329 | (22)Sullivan, Frankie | (7)Gabriel, Kenny |
| | | | | | (7)Chubb, Rob |
| 01-25-12 | *at Arkansas | 53-56 L | 12794 | (13)Gabriel, Kenny | (8)Gabriel, Kenny |
| | | | | | (8)Chubb, Rob |
| 01/28/12 | *at Tennessee | 49-64 L | 19024 | (13)Gabriel, Kenny | (5)Chubb, Rob |
| | | | | | (5)Sullivan, Frankie |
| | | | | | (5)Gabriel, Kenny |
| 02/01/12 | *GEORGIA | W 59-51 | 6501 | (17)Ward, Varez | (8)Gabriel, Kenny |
| 02-04-12 | *at Mississippi State | 88-91 L | 9026 | (24)Ward, Varez | (11)Gabriel, Kenny |
| 02/07/12 | *ALABAMA | 50-68 L | 8154 | (21)Sullivan, Frankie | (6)Forbes, Adrian |
| 02/11/12 | *at Ole Miss | 54-61 L | 5967 | (15)Gabriel, Kenny | (7)Gabriel, Kenny |
| | | | | | (7)Chubb, Rob |
| 02/18/12 | *MISSISSIPPI STATE | W 65-55 | 8336 | (16)Sullivan, Frankie | (9)Gabriel, Kenny |
| 2/21/12 | *at Florida | 47-63 L | 10150 | (11)Forbes, Adrian | (8)Payne, Allen |
| 02/25/12 | *ARKANSAS | 71-77 L | 8012 | (15)Payne, Allen | (7)Chubb, Rob |
| | | | | (15)Sullivan, Frankie | (7)Payne, Allen |
| 02/29/12 | *at Alabama | 49-55 L | 14253 | (10)Gabriel, Kenny | (11)Gabriel, Kenny |

^ = Big East-SEC Challenge (Newark, NJ, Prudential Center)

= Hawaiian Airlines Diamond Head Classic (Honolulu, HI, Stan Sheriff Center)

* = Conference game

| Attendance Summary | Games | Attend | Avg/Game |
|---------------------------|--------------|---------------|-----------------|
| Home | 16 | 102504 | 6406 |
| Away | 11 | 115444 | 10495 |
| Neutral | 2 | 13106 | 6553 |
| Total | 29 | 231054 | 7967 |

2011-12 Auburn Tigers Basketball
Auburn Combined Team Statistics (as of Feb 29, 2012)
Conference games

| RECORD: | OVERALL | HOME | AWAY | NEUTRAL |
|----------------|----------------|-------------|-------------|----------------|
| ALL GAMES | 4-11 | 4-3 | 0-8 | 0-0 |
| CONFERENCE | 4-11 | 4-3 | 0-8 | 0-0 |
| NON-CONFERENCE | 0-0 | 0-0 | 0-0 | 0-0 |

| ## | Player | gp-gs | min | avg | Total | | 3-Point | | F-Throw | | Rebounds | | | | pf | dq | a | to | blk | stl | pts | avg |
|----------------|-------------------|-------|------|------|---------|------|---------|------|---------|------|----------|-----|-----|------|-----|----|-----|-----|-----|-----|-----|------|
| | | | | | fg-fga | fg% | 3fg-fga | 3fg% | ft-fta | ft% | off | def | tot | avg | | | | | | | | |
| 23 | Sullivan, Frankie | 15-12 | 486 | 32.4 | 59-165 | .358 | 28-96 | .292 | 38-54 | .704 | 8 | 39 | 47 | 3.1 | 31 | 0 | 31 | 24 | 2 | 22 | 184 | 12.3 |
| 22 | Gabriel, Kenny | 15-15 | 518 | 34.5 | 67-171 | .392 | 22-77 | .286 | 19-30 | .633 | 22 | 86 | 108 | 7.2 | 38 | 1 | 10 | 30 | 28 | 10 | 175 | 11.7 |
| 01 | Ward, Varez | 13-4 | 325 | 25.0 | 31-97 | .320 | 6-31 | .194 | 44-62 | .710 | 7 | 26 | 33 | 2.5 | 25 | 1 | 43 | 31 | 1 | 11 | 112 | 8.6 |
| 41 | Chubb, Rob | 15-15 | 402 | 26.8 | 38-97 | .392 | 0-0 | .000 | 19-32 | .594 | 34 | 52 | 86 | 5.7 | 51 | 3 | 12 | 36 | 10 | 6 | 95 | 6.3 |
| 03 | Denson, Chris | 14-4 | 266 | 19.0 | 33-77 | .429 | 5-13 | .385 | 15-34 | .441 | 9 | 11 | 20 | 1.4 | 19 | 0 | 12 | 17 | 1 | 5 | 86 | 6.1 |
| 02 | Payne, Allen | 12-6 | 240 | 20.0 | 20-49 | .408 | 2-6 | .333 | 15-24 | .625 | 20 | 36 | 56 | 4.7 | 14 | 0 | 13 | 10 | 2 | 9 | 57 | 4.8 |
| 11 | Wallace, Josh | 15-11 | 298 | 19.9 | 20-45 | .444 | 1-4 | .250 | 13-20 | .650 | 3 | 20 | 23 | 1.5 | 14 | 0 | 34 | 21 | 2 | 9 | 54 | 3.6 |
| 00 | Langford, Josh | 6-2 | 76 | 12.7 | 9-19 | .474 | 1-5 | .200 | 0-3 | .000 | 5 | 6 | 11 | 1.8 | 6 | 0 | 2 | 5 | 0 | 3 | 19 | 3.2 |
| 45 | Forbes, Adrian | 15-5 | 251 | 16.7 | 20-38 | .526 | 0-0 | .000 | 6-13 | .462 | 24 | 28 | 52 | 3.5 | 39 | 1 | 0 | 15 | 9 | 7 | 46 | 3.1 |
| 32 | Johnson, Noel | 12-1 | 131 | 10.9 | 9-29 | .310 | 7-21 | .333 | 0-0 | .000 | 3 | 8 | 11 | 0.9 | 13 | 0 | 2 | 4 | 2 | 2 | 25 | 2.1 |
| 50 | Kouassi, Willy | 9-0 | 52 | 5.8 | 4-6 | .667 | 0-0 | .000 | 0-0 | .000 | 4 | 10 | 14 | 1.6 | 8 | 0 | 0 | 3 | 3 | 0 | 8 | 0.9 |
| 15 | Neysmith, Tony | 4-0 | 30 | 7.5 | 1-2 | .500 | 0-0 | .000 | 0-0 | .000 | 0 | 2 | 2 | 0.5 | 4 | 0 | 6 | 1 | 0 | 0 | 2 | 0.5 |
| Team | | | | | | | | | | | 26 | 16 | 42 | | 3 | | 2 | | | | | |
| Total..... | | 15 | 3075 | | 311-795 | .391 | 72-253 | .285 | 169-272 | .621 | 165 | 340 | 505 | 33.7 | 265 | 6 | 165 | 199 | 60 | 84 | 863 | 57.5 |
| Opponents..... | | 15 | 3075 | | 326-789 | .413 | 103-294 | .350 | 204-293 | .696 | 168 | 371 | 539 | 35.9 | 261 | 6 | 193 | 198 | 69 | 107 | 959 | 63.9 |

| TEAM STATISTICS | AU | OPP |
|------------------------|-----------|------------|
| SCORING | 863 | 959 |
| Points per game | 57.5 | 63.9 |
| Scoring margin | -6.4 | - |
| FIELD GOALS-ATT | 311-795 | 326-789 |
| Field goal pct | .391 | .413 |
| 3 POINT FG-ATT | 72-253 | 103-294 |
| 3-point FG pct | .285 | .350 |
| 3-pt FG made per game | 4.8 | 6.9 |
| FREE THROWS-ATT | 169-272 | 204-293 |
| Free throw pct | .621 | .696 |
| F-Throws made per game | 11.3 | 13.6 |
| REBOUNDS | 505 | 539 |
| Rebounds per game | 33.7 | 35.9 |
| Rebounding margin | -2.3 | - |
| ASSISTS | 165 | 193 |
| Assists per game | 11.0 | 12.9 |
| TURNOVERS | 199 | 198 |
| Turnovers per game | 13.3 | 13.2 |
| Turnover margin | -0.1 | - |
| Assist/turnover ratio | 0.8 | 1.0 |
| STEALS | 84 | 107 |
| Steals per game | 5.6 | 7.1 |
| BLOCKS | 60 | 69 |
| Blocks per game | 4.0 | 4.6 |
| ATTENDANCE | 55607 | 92739 |
| Home games-Avg/Game | 7-7944 | 8-11592 |
| Neutral site-Avg/Game | - | 0-0 |

| Date | Opponent | Score | Att. |
|-------------|----------------------|--------------|-------------|
| * 1/7/12 | at Vanderbilt | L 35-65 | 13473 |
| * 01/11/12 | KENTUCKY | L 53-68 | 9121 |
| * 01/14/12 | OLE MISS | Wo2 69-68 | 7154 |
| * 01/17/12 | at LSU | Lot 58-65 | 8052 |
| * 01/21/12 | SOUTH CAROLINA | w 63-52 | 8329 |
| * 01-25-12 | at Arkansas | L 53-56 | 12794 |
| * 01/28/12 | at Tennessee | L 49-64 | 19024 |
| * 02/01/12 | GEORGIA | w 59-51 | 6501 |
| * 02-04-12 | at Mississippi State | L 88-91 | 9026 |
| * 02/07/12 | ALABAMA | L 50-68 | 8154 |
| * 02/11/12 | at Ole Miss | L 54-61 | 5967 |
| * 02/18/12 | MISSISSIPPI STATE | w 65-55 | 8336 |
| * 2/21/12 | at Florida | L 47-63 | 10150 |
| * 02/25/12 | ARKANSAS | L 71-77 | 8012 |
| * 02/29/12 | at Alabama | L 49-55 | 14253 |

^ = Big East-SEC Challenge (Newark, NJ, Prudential Center)

= Hawaiian Airlines Diamond Head Classic (Honolulu, HI, Stan Sheriff Center)

* = Conference game

| Score by Periods | 1st | 2nd | OT | OT2 | Totals |
|-------------------------|------------|------------|-----------|------------|---------------|
| Auburn | 413 | 436 | 10 | 4 | 863 |
| Opponents | 426 | 513 | 17 | 3 | 959 |

2011-12 Auburn Tigers Basketball
Auburn Extended Season Box Score (as of Feb 29, 2012)
All games

| RECORD: | OVERALL | HOME | AWAY | NEUTRAL |
|----------------|----------------|-------------|-------------|----------------|
| ALL GAMES | 14-15 | 13-3 | 1-10 | 0-2 |
| CONFERENCE | 4-11 | 4-3 | 0-8 | 0-0 |
| NON-CONFERENCE | 10-4 | 9-0 | 1-2 | 0-2 |

| ## | Player | gp-gs | min | avg | Total | | 3-Point | | F-Throw | | Rebounds | | | | pf | dq | a | a/g | to | to/g | a/to | blk | blk/g | stl | stl/g | pts | avg |
|----------------|-------------------|-------|------|------|----------|------|---------|------|---------|------|----------|-----|------|------|-----|----|-----|-------|-----|-------|------|-----|-------|-----|-------|------|------|
| | | | | | fg-fga | fg% | 3fg-fga | 3fg% | ft-fa | ft% | off | def | tot | avg | | | | | | | | | | | | | |
| 23 | Sullivan, Frankie | 29-25 | 919 | 31.7 | 115-302 | .381 | 58-175 | .331 | 67-98 | .684 | 21 | 92 | 113 | 3.9 | 69 | 1 | 68 | 2.34 | 44 | 1.52 | 1.55 | 6 | 0.21 | 40 | 1.38 | 355 | 12.2 |
| 22 | Gabriel, Kenny | 29-29 | 926 | 31.9 | 136-305 | .446 | 38-117 | .325 | 42-65 | .646 | 55 | 167 | 222 | 7.7 | 81 | 1 | 30 | 1.03 | 61 | 2.10 | 0.49 | 68 | 2.34 | 32 | 1.10 | 352 | 12.1 |
| 01 | Ward, Varez | 27-17 | 739 | 27.4 | 71-206 | .345 | 20-78 | .256 | 82-126 | .651 | 18 | 67 | 85 | 3.1 | 52 | 1 | 103 | 3.81 | 72 | 2.67 | 1.43 | 5 | 0.19 | 25 | 0.93 | 244 | 9.0 |
| 03 | Denson, Chris | 28-8 | 612 | 21.9 | 85-181 | .470 | 14-37 | .378 | 55-89 | .618 | 19 | 29 | 48 | 1.7 | 40 | 0 | 32 | 1.14 | 38 | 1.36 | 0.84 | 3 | 0.11 | 14 | 0.50 | 239 | 8.5 |
| 41 | Chubb, Rob | 29-29 | 723 | 24.9 | 98-220 | .445 | 0-1 | .000 | 43-62 | .694 | 53 | 93 | 146 | 5.0 | 95 | 5 | 27 | 0.93 | 64 | 2.21 | 0.42 | 27 | 0.93 | 11 | 0.38 | 239 | 8.2 |
| 00 | Langford, Josh | 14-5 | 195 | 13.9 | 30-56 | .536 | 4-16 | .250 | 9-14 | .643 | 12 | 18 | 30 | 2.1 | 24 | 0 | 10 | 0.71 | 14 | 1.00 | 0.71 | 0 | 0.00 | 7 | 0.50 | 73 | 5.2 |
| 02 | Payne, Allen | 20-12 | 380 | 19.0 | 31-75 | .413 | 4-13 | .308 | 20-29 | .690 | 26 | 54 | 80 | 4.0 | 26 | 0 | 18 | 0.90 | 20 | 1.00 | 0.90 | 2 | 0.10 | 14 | 0.70 | 86 | 4.3 |
| 11 | Wallace, Josh | 29-12 | 510 | 17.6 | 37-79 | .468 | 2-7 | .286 | 20-36 | .556 | 5 | 29 | 34 | 1.2 | 27 | 0 | 59 | 2.03 | 31 | 1.07 | 1.90 | 2 | 0.07 | 23 | 0.79 | 96 | 3.3 |
| 45 | Forbes, Adrian | 27-5 | 370 | 13.7 | 27-48 | .563 | 0-0 | .000 | 12-21 | .571 | 35 | 41 | 76 | 2.8 | 56 | 1 | 1 | 0.04 | 23 | 0.85 | 0.04 | 13 | 0.48 | 9 | 0.33 | 66 | 2.4 |
| 32 | Johnson, Noel | 17-3 | 201 | 11.8 | 13-53 | .245 | 7-32 | .219 | 0-1 | .000 | 9 | 19 | 28 | 1.6 | 15 | 0 | 7 | 0.41 | 11 | 0.65 | 0.64 | 2 | 0.12 | 4 | 0.24 | 33 | 1.9 |
| 50 | Kouassi, Willy | 23-0 | 223 | 9.7 | 14-29 | .483 | 0-0 | .000 | 8-14 | .571 | 17 | 37 | 54 | 2.3 | 32 | 0 | 1 | 0.04 | 12 | 0.52 | 0.08 | 16 | 0.70 | 3 | 0.13 | 36 | 1.6 |
| 15 | Neysmith, Tony | 6-0 | 49 | 8.2 | 1-5 | .200 | 0-0 | .000 | 0-0 | .000 | 0 | 4 | 4 | 0.7 | 5 | 0 | 9 | 1.50 | 2 | 0.33 | 4.50 | 0 | 0.00 | 1 | 0.17 | 2 | 0.3 |
| 24 | Rice, T.J. | 2-0 | 4 | 2.0 | 0-1 | .000 | 0-0 | .000 | 0-0 | .000 | 0 | 1 | 1 | 0.5 | 0 | 0 | 0 | 0.00 | 0 | 0.00 | 0.00 | 0 | 0.00 | 1 | 0.50 | 0 | 0.0 |
| 44 | Spencer, Dylan | 2-0 | 5 | 2.5 | 0-1 | .000 | 0-1 | .000 | 0-2 | .000 | 0 | 1 | 1 | 0.5 | 3 | 0 | 0 | 0.00 | 2 | 1.00 | 0.00 | 0 | 0.00 | 0 | 0.00 | 0 | 0.0 |
| 04 | McAfee, Cedrick | 3-0 | 19 | 6.3 | 0-6 | .000 | 0-3 | .000 | 0-0 | .000 | 1 | 0 | 1 | 0.3 | 2 | 0 | 0 | 0.00 | 1 | 0.33 | 0.00 | 0 | 0.00 | 0 | 0.00 | 0 | 0.0 |
| Total..... | | 29 | 5875 | | 658-1567 | .420 | 147-480 | .306 | 358-557 | .643 | 316 | 680 | 996 | 34.3 | 530 | 9 | 365 | 12.59 | 397 | 13.69 | 0.92 | 144 | 4.97 | 184 | 6.34 | 1821 | 62.8 |
| Opponents..... | | 29 | 5875 | | 637-1553 | .410 | 189-551 | .343 | 400-578 | .692 | 326 | 688 | 1014 | 35.0 | 509 | 10 | 356 | 12.28 | 405 | 13.97 | 0.88 | 113 | 3.90 | 208 | 7.17 | 1863 | 64.2 |

| Score by Periods | 1st | 2nd | OT | OT2 | Totals |
|------------------|-----|-----|----|-----|--------|
| Auburn | 868 | 939 | 10 | 4 | 1821 |
| Opponents | 867 | 976 | 17 | 3 | 1863 |

2011-12 Auburn Tigers Basketball
Auburn Points-Rebounds-Assists (as of Feb 29, 2012)
All games

| Opponent | Date | Score | 00 | | 01 | | 02 | | 03 | | 04 | | 11 | | 15 | |
|----------------------|----------|-------|------------|------------|------------|------------|-------------|------------|------------|-------|----|--|----|--|----|--|
| | | | LANGFORD,J | WARD,VAREZ | PAYNE,ALLE | DENSON,CHR | MCACFEE,CED | WALLACE,JO | NEYSMITH,T | | | | | | | |
| MCNEESE STATE | 11/11/11 | 84-62 | w | DNP | 14-4-5 | 8-5-1 | 10-2-2 | DNP | 6-0-1 | DNP | | | | | | |
| KENNESAW STATE | 11/14/11 | 68-55 | w | DNP | 9-3-6 | 3-8-1 | 8-3-5 | DNP | 2-1-4 | DNP | | | | | | |
| NICHOLLS STATE | 11/25/11 | 78-57 | w | DNP | 20-8-5 | 11-5-0 | 10-3-2 | DNP | 10-2-3 | DNP | | | | | | |
| ARKANSAS-PINE BLUFF | 11/28/11 | 72-59 | w | DNP | 5-4-7 | 5-5-3 | 17-1-3 | DNP | 4-2-1 | DNP | | | | | | |
| at Seton Hall | 12/2/11 | 59-81 | L | DNP | 9-2-3 | 0-0-0 | 8-2-0 | DNP | 11-0-4 | DNP | | | | | | |
| SOUTH FLORIDA | 12/14/11 | 52-40 | w | DNP | 11-6-2 | 0-0-0 | 12-3-0 | DNP | 0-3-3 | DNP | | | | | | |
| NORTH FLORIDA | 12/17/11 | 84-71 | w | 7-1-0 | 17-2-2 | DNP | 14-2-0 | DNP | 4-1-0 | DNP | | | | | | |
| FLORIDA A&M | 12/19/11 | 76-69 | w | 7-3-1 | 4-7-4 | DNP | 12-1-0 | 0-1-0 | 2-0-1 | DNP | | | | | | |
| at Hawai'i | 12/22/11 | 65-62 | w | 6-2-2 | 6-1-3 | DNP | 9-1-0 | DNP | 0-1-0 | DNP | | | | | | |
| vs Long Beach State | 12/23/11 | 43-64 | L | 2-2-3 | 4-1-1 | DNP | 0-0-0 | 0-0-0 | 0-0-0 | 0-2-0 | | | | | | |
| vs UTEP | 12/25/11 | 76-83 | L | 16-3-0 | 18-3-6 | DNP | 9-3-0 | 0-0-0 | 0-0-2 | DNP | | | | | | |
| GEORGIA SOUTHERN | 12/30/11 | 78-75 | w | 9-6-2 | 13-5-4 | 0-1-0 | 19-2-5 | DNP | 0-0-1 | 0-0-3 | | | | | | |
| BETHUNE-COOKMAN | 01/02/12 | 67-41 | w | 5-1-0 | 0-4-10 | DNP | 10-2-1 | DNP | 0-0-2 | DNP | | | | | | |
| at Florida State | 01/04/12 | 56-85 | L | 2-1-0 | 2-2-2 | 2-0-0 | 15-3-2 | DNP | 3-1-3 | DNP | | | | | | |
| at Vanderbilt | 1/7/12 | 35-65 | L | 5-0-0 | 6-1-2 | 3-7-0 | 7-3-1 | DNP | 4-0-0 | DNP | | | | | | |
| KENTUCKY | 01/11/12 | 53-68 | L | 4-1-0 | 6-1-4 | DNP | 12-4-1 | DNP | 4-3-2 | DNP | | | | | | |
| OLE MISS | 01/14/12 | 69-68 | w | 2-1-0 | 8-4-5 | 2-0-2 | 16-4-2 | DNP | 3-0-1 | DNP | | | | | | |
| at LSU | 01/17/12 | 58-65 | L | 6-2-1 | 6-7-4 | DNP | 0-2-2 | DNP | 4-2-1 | DNP | | | | | | |
| SOUTH CAROLINA | 01/21/12 | 63-52 | w | 0-1-1 | 8-3-2 | 2-1-0 | 7-0-2 | DNP | 4-0-3 | DNP | | | | | | |
| at Arkansas | 01-25-12 | 53-56 | L | 2-6-0 | 0-0-0 | 6-3-0 | 10-2-0 | DNP | 6-6-6 | 2-0-2 | | | | | | |
| at Tennessee | 01/28/12 | 49-64 | L | DNP | 12-5-1 | 0-3-3 | 2-1-1 | DNP | 2-0-2 | 0-0-0 | | | | | | |
| GEORGIA | 02/01/12 | 59-51 | w | DNP | 17-4-3 | 3-7-1 | 4-0-0 | DNP | 4-2-0 | DNP | | | | | | |
| at Mississippi State | 02-04-12 | 88-91 | L | DNP | 24-1-5 | 10-9-1 | 3-0-0 | DNP | 2-1-1 | DNP | | | | | | |
| ALABAMA | 02/07/12 | 50-68 | L | DNP | 3-1-2 | 0-3-3 | 4-1-0 | DNP | 4-4-3 | DNP | | | | | | |
| at Ole Miss | 02/11/12 | 54-61 | L | DNP | 6-2-3 | 3-2-0 | 0-0-0 | DNP | 4-3-5 | DNP | | | | | | |
| MISSISSIPPI STATE | 02/18/12 | 65-55 | w | DNP | 10-2-9 | 6-6-0 | 6-1-0 | DNP | 2-0-1 | DNP | | | | | | |
| at Florida | 2/21/12 | 47-63 | L | DNP | 6-2-3 | 7-8-0 | 6-1-2 | DNP | 1-1-3 | DNP | | | | | | |
| ARKANSAS | 02/25/12 | 71-77 | L | DNP | DNP | 15-7-3 | DNP | DNP | 8-1-5 | 0-0-3 | | | | | | |
| at Alabama | 02/29/12 | 49-55 | L | DNP | DNP | DNP | 9-1-1 | DNP | 2-0-1 | 0-2-1 | | | | | | |

| Opponent | Date | Score | 22 | | 23 | | 24 | | 32 | | 41 | | 44 | | 45 | |
|----------------------|----------|-------|------------|------------|---------|------------|-----------|------------|------------|--------|----|--|----|--|----|--|
| | | | GABRIEL,KE | SULLIVAN,F | RICE,TJ | JOHNSON,NO | CHUBB,ROB | SPENCER,DY | FORBES,ADR | | | | | | | |
| MCNEESE STATE | 11/11/11 | 84-62 | w | 13-7-1 | 8-5-3 | 0-0-0 | DNP | 21-7-3 | 0-1-0 | 2-3-0 | | | | | | |
| KENNESAW STATE | 11/14/11 | 68-55 | w | 9-7-0 | 22-5-2 | DNP | DNP | 13-7-1 | DNP | 0-3-0 | | | | | | |
| NICHOLLS STATE | 11/25/11 | 78-57 | w | 8-8-2 | 13-6-3 | DNP | DNP | 5-1-2 | DNP | DNP | | | | | | |
| ARKANSAS-PINE BLUFF | 11/28/11 | 72-59 | w | 16-8-0 | 14-3-2 | DNP | DNP | 4-1-0 | DNP | DNP | | | | | | |
| at Seton Hall | 12/2/11 | 59-81 | L | 11-6-0 | 7-6-3 | DNP | DNP | 12-6-0 | DNP | 0-0-0 | | | | | | |
| SOUTH FLORIDA | 12/14/11 | 52-40 | w | 7-8-1 | 12-4-1 | DNP | DNP | 6-6-4 | DNP | 4-3-0 | | | | | | |
| NORTH FLORIDA | 12/17/11 | 84-71 | w | 15-13-3 | 13-2-5 | DNP | DNP | 9-12-2 | DNP | 5-2-0 | | | | | | |
| FLORIDA A&M | 12/19/11 | 76-69 | w | 8-13-4 | 16-9-3 | DNP | DNP | 21-4-1 | DNP | 4-5-0 | | | | | | |
| at Hawai'i | 12/22/11 | 65-62 | w | 13-9-2 | 17-7-6 | DNP | DNP | 14-2-0 | DNP | 0-2-1 | | | | | | |
| vs Long Beach State | 12/23/11 | 43-64 | L | 7-2-0 | 22-6-0 | DNP | 2-5-1 | 4-1-1 | DNP | 2-3-0 | | | | | | |
| vs UTEP | 12/25/11 | 76-83 | L | 24-8-4 | 7-2-1 | DNP | 0-3-1 | 0-3-0 | DNP | 0-0-0 | | | | | | |
| GEORGIA SOUTHERN | 12/30/11 | 78-75 | w | 12-5-0 | 2-4-3 | DNP | 0-0-1 | 21-3-1 | DNP | 0-0-0 | | | | | | |
| BETHUNE-COOKMAN | 01/02/12 | 67-41 | w | 24-13-3 | 9-5-3 | 0-1-0 | 6-8-1 | 8-5-0 | 0-0-0 | 0-1-0 | | | | | | |
| at Florida State | 01/04/12 | 56-85 | L | 10-7-0 | 9-2-2 | DNP | 0-1-1 | 6-2-0 | DNP | 3-2-0 | | | | | | |
| at Vanderbilt | 1/7/12 | 35-65 | L | 2-3-0 | 2-3-1 | DNP | 0-0-0 | 2-6-2 | DNP | 2-3-0 | | | | | | |
| KENTUCKY | 01/11/12 | 53-68 | L | 6-5-2 | 5-2-2 | DNP | 0-0-0 | 14-8-1 | DNP | 2-5-0 | | | | | | |
| OLE MISS | 01/14/12 | 69-68 | w | 11-13-1 | 19-3-4 | DNP | 0-1-0 | 8-0-1 | DNP | 0-7-0 | | | | | | |
| at LSU | 01/17/12 | 58-65 | L | 6-10-1 | 19-4-3 | DNP | DNP | 15-12-0 | DNP | 2-1-0 | | | | | | |
| SOUTH CAROLINA | 01/21/12 | 63-52 | w | 16-7-1 | 22-4-2 | DNP | DNP | 1-7-3 | DNP | 3-4-0 | | | | | | |
| at Arkansas | 01-25-12 | 53-56 | L | 13-8-0 | 10-4-2 | DNP | DNP | 0-8-0 | DNP | 4-5-0 | | | | | | |
| at Tennessee | 01/28/12 | 49-64 | L | 13-5-0 | 5-5-1 | DNP | 3-2-0 | 10-5-0 | DNP | 2-2-0 | | | | | | |
| GEORGIA | 02/01/12 | 59-51 | w | 16-8-1 | 9-5-3 | DNP | 0-0-0 | 2-4-1 | DNP | 4-3-0 | | | | | | |
| at Mississippi State | 02-04-12 | 88-91 | L | 22-11-0 | 16-1-3 | DNP | 0-0-0 | 8-6-0 | DNP | 3-2-0 | | | | | | |
| ALABAMA | 02/07/12 | 50-68 | L | 8-3-0 | 21-3-1 | DNP | 0-2-0 | 8-3-0 | DNP | 2-6-0 | | | | | | |
| at Ole Miss | 02/11/12 | 54-61 | L | 15-7-0 | 10-2-1 | DNP | 6-3-2 | 8-7-0 | DNP | 0-1-0 | | | | | | |
| MISSISSIPPI STATE | 02/18/12 | 65-55 | w | 15-9-1 | 16-4-1 | DNP | 0-1-0 | 4-7-1 | DNP | 6-4-0 | | | | | | |
| at Florida | 2/21/12 | 47-63 | L | 8-3-1 | 6-1-1 | DNP | 2-0-0 | 0-1-0 | DNP | 11-6-0 | | | | | | |
| ARKANSAS | 02/25/12 | 71-77 | L | 14-5-2 | 15-2-4 | DNP | 5-0-0 | 11-7-1 | DNP | 3-3-0 | | | | | | |
| at Alabama | 02/29/12 | 49-55 | L | 10-11-0 | 9-4-2 | DNP | 9-2-0 | 4-5-2 | DNP | 2-0-0 | | | | | | |

2011-12 Auburn Tigers Basketball
Auburn Points-Rebounds-Assists (as of Feb 29, 2012)
All games

| 50 | | | | |
|----------------------|----------|-------|------------|-------|
| Opponent | Date | Score | KOUASSI,WI | |
| MCNEESE STATE | 11/11/11 | 84-62 | W | 2-5-0 |
| KENNESAW STATE | 11/14/11 | 68-55 | W | 2-3-0 |
| NICHOLLS STATE | 11/25/11 | 78-57 | W | 1-7-0 |
| ARKANSAS-PINE BLUFF | 11/28/11 | 72-59 | W | 7-4-0 |
| at Seton Hall | 12/2/11 | 59-81 | L | 1-3-1 |
| SOUTH FLORIDA | 12/14/11 | 52-40 | W | 0-1-0 |
| NORTH FLORIDA | 12/17/11 | 84-71 | W | 0-2-0 |
| FLORIDA A&M | 12/19/11 | 76-69 | W | 2-2-0 |
| at Hawai'i | 12/22/11 | 65-62 | W | 0-3-0 |
| vs Long Beach State | 12/23/11 | 43-64 | L | 0-2-0 |
| vs UTEP | 12/25/11 | 76-83 | L | 2-1-0 |
| GEORGIA SOUTHERN | 12/30/11 | 78-75 | W | 2-2-0 |
| BETHUNE-COOKMAN | 01/02/12 | 67-41 | W | 5-1-0 |
| at Florida State | 01/04/12 | 56-85 | L | 4-4-0 |
| at Vanderbilt | 1/7/12 | 35-65 | L | 2-4-0 |
| KENTUCKY | 01/11/12 | 53-68 | L | DNP |
| OLE MISS | 01/14/12 | 69-68 | W | 0-1-0 |
| at LSU | 01/17/12 | 58-65 | L | 0-1-0 |
| SOUTH CAROLINA | 01/21/12 | 63-52 | W | 0-0-0 |
| at Arkansas | 01-25-12 | 53-56 | L | DNP |
| at Tennessee | 01/28/12 | 49-64 | L | DNP |
| GEORGIA | 02/01/12 | 59-51 | W | DNP |
| at Mississippi State | 02-04-12 | 88-91 | L | 0-0-0 |
| ALABAMA | 02/07/12 | 50-68 | L | DNP |
| at Ole Miss | 02/11/12 | 54-61 | L | 2-3-0 |
| MISSISSIPPI STATE | 02/18/12 | 65-55 | W | 0-0-0 |
| at Florida | 2/21/12 | 47-63 | L | 0-0-0 |
| ARKANSAS | 02/25/12 | 71-77 | L | DNP |
| at Alabama | 02/29/12 | 49-55 | L | 4-5-0 |

2011-12 Auburn Tigers Basketball
Auburn Combined Team Statistics (as of Feb 18, 2012)
Games won

| RECORD: | OVERALL | HOME | AWAY | NEUTRAL |
|----------------|----------------|-------------|-------------|----------------|
| ALL GAMES | 14-0 | 13-0 | 1-0 | 0-0 |
| CONFERENCE | 4-0 | 4-0 | 0-0 | 0-0 |
| NON-CONFERENCE | 10-0 | 9-0 | 1-0 | 0-0 |

| # | Player | gp-gs | min | avg | Total | | 3-Point | | F-Throw | | Rebounds | | | | pf | dq | a | to | blk | stl | pts | avg |
|----------------|-------------------|-------|------|------|---------|------|---------|------|---------|-------|----------|-----|-----|------|-----|----|-----|-----|-----|-----|-----|------|
| | | | | | fg-fga | fg% | 3fg-fga | 3fg% | ft-fa | ft% | off | def | tot | avg | | | | | | | | |
| 23 | Sullivan, Frankie | 14-12 | 436 | 31.1 | 61-135 | .452 | 31-81 | .383 | 39-57 | .684 | 14 | 52 | 66 | 4.7 | 33 | 0 | 41 | 21 | 5 | 21 | 192 | 13.7 |
| 22 | Gabriel, Kenny | 14-14 | 439 | 31.4 | 70-147 | .476 | 14-39 | .359 | 29-43 | .674 | 33 | 95 | 128 | 9.1 | 37 | 0 | 20 | 26 | 46 | 19 | 183 | 13.1 |
| 03 | Denson, Chris | 14-5 | 356 | 25.4 | 52-102 | .510 | 8-22 | .364 | 42-62 | .677 | 8 | 17 | 25 | 1.8 | 18 | 0 | 22 | 24 | 2 | 11 | 154 | 11.0 |
| 01 | Ward, Varez | 14-10 | 423 | 30.2 | 43-114 | .377 | 14-47 | .298 | 42-63 | .667 | 11 | 46 | 57 | 4.1 | 29 | 0 | 67 | 39 | 3 | 16 | 142 | 10.1 |
| 41 | Chubb, Rob | 14-14 | 321 | 22.9 | 55-107 | .514 | 0-1 | .000 | 27-35 | .771 | 23 | 43 | 66 | 4.7 | 44 | 2 | 20 | 33 | 15 | 3 | 137 | 9.8 |
| 00 | Langford, Josh | 7-2 | 100 | 14.3 | 15-28 | .536 | 2-7 | .286 | 4-4 | 1.000 | 5 | 10 | 15 | 2.1 | 16 | 0 | 6 | 8 | 0 | 5 | 36 | 5.1 |
| 02 | Payne, Allen | 10-6 | 183 | 18.3 | 13-35 | .371 | 3-9 | .333 | 11-13 | .846 | 11 | 27 | 38 | 3.8 | 11 | 0 | 8 | 9 | 0 | 10 | 40 | 4.0 |
| 11 | Wallace, Josh | 14-4 | 216 | 15.4 | 17-33 | .515 | 2-4 | .500 | 5-12 | .417 | 2 | 10 | 12 | 0.9 | 10 | 0 | 21 | 11 | 0 | 10 | 41 | 2.9 |
| 45 | Forbes, Adrian | 12-2 | 167 | 13.9 | 11-18 | .611 | 0-0 | .000 | 6-9 | .667 | 17 | 20 | 37 | 3.1 | 25 | 0 | 1 | 11 | 4 | 2 | 28 | 2.3 |
| 50 | Kouassi, Willy | 13-0 | 134 | 10.3 | 8-18 | .444 | 0-0 | .000 | 5-10 | .500 | 10 | 21 | 31 | 2.4 | 17 | 0 | 0 | 7 | 11 | 3 | 21 | 1.6 |
| 32 | Johnson, Noel | 5-1 | 53 | 10.6 | 3-13 | .231 | 0-5 | .000 | 0-1 | .000 | 4 | 6 | 10 | 2.0 | 2 | 0 | 2 | 2 | 0 | 1 | 6 | 1.2 |
| 44 | Spencer, Dylan | 2-0 | 5 | 2.5 | 0-1 | .000 | 0-1 | .000 | 0-2 | .000 | 0 | 1 | 1 | 0.5 | 3 | 0 | 0 | 2 | 0 | 0 | 0 | 0.0 |
| 24 | Rice, T.J. | 2-0 | 4 | 2.0 | 0-1 | .000 | 0-0 | .000 | 0-0 | .000 | 0 | 1 | 1 | 0.5 | 0 | 0 | 0 | 0 | 0 | 1 | 0 | 0.0 |
| 04 | McAfee, Cedrick | 1-0 | 5 | 5.0 | 0-2 | .000 | 0-1 | .000 | 0-0 | .000 | 1 | 0 | 1 | 1.0 | 0 | 0 | 0 | 0 | 0 | 0 | 0 | 0.0 |
| 15 | Neysmith, Tony | 1-0 | 8 | 8.0 | 0-0 | .000 | 0-0 | .000 | 0-0 | .000 | 0 | 0 | 0 | 0.0 | 1 | 0 | 3 | 1 | 0 | 0 | 0 | 0.0 |
| Team | | | | | | | | | | | 15 | 15 | 30 | | 1 | | | | | | | |
| Total..... | | 14 | 2850 | | 348-754 | .462 | 74-217 | .341 | 210-311 | .675 | 154 | 364 | 518 | 37.0 | 247 | 2 | 211 | 194 | 86 | 102 | 980 | 70.0 |
| Opponents..... | | 14 | 2850 | | 286-781 | .366 | 81-276 | .293 | 164-249 | .659 | 171 | 298 | 469 | 33.5 | 261 | 6 | 151 | 215 | 45 | 99 | 817 | 58.4 |

| TEAM STATISTICS | AU | OPP |
|------------------------|-----------|------------|
| SCORING | 980 | 817 |
| Points per game | 70.0 | 58.4 |
| Scoring margin | +11.6 | - |
| FIELD GOALS-ATT | 348-754 | 286-781 |
| Field goal pct | .462 | .366 |
| 3 POINT FG-ATT | 74-217 | 81-276 |
| 3-point FG pct | .341 | .293 |
| 3-pt FG made per game | 5.3 | 5.8 |
| FREE THROWS-ATT | 210-311 | 164-249 |
| Free throw pct | .675 | .659 |
| F-Throws made per game | 15.0 | 11.7 |
| REBOUNDS | 518 | 469 |
| Rebounds per game | 37.0 | 33.5 |
| Rebounding margin | +3.5 | - |
| ASSISTS | 211 | 151 |
| Assists per game | 15.1 | 10.8 |
| TURNOVERS | 194 | 215 |
| Turnovers per game | 13.9 | 15.4 |
| Turnover margin | +1.5 | - |
| Assist/turnover ratio | 1.1 | 0.7 |
| STEALS | 102 | 99 |
| Steals per game | 7.3 | 7.1 |
| BLOCKS | 86 | 45 |
| Blocks per game | 6.1 | 3.2 |
| ATTENDANCE | 77217 | 8147 |
| Home games-Avg/Game | 13-5940 | 1-8147 |
| Neutral site-Avg/Game | - | 0-0 |

| Date | Opponent | | Score | Att. |
|-------------|---------------------|-----|--------------|-------------|
| 11/11/11 | MCNEESE STATE | w | 84-62 | 5225 |
| 11/14/11 | KENNESAW STATE | w | 68-55 | 4760 |
| 11/25/11 | NICHOLLS STATE | w | 78-57 | 7182 |
| 11/28/11 | ARKANSAS-PINE BLUFF | w | 72-59 | 4535 |
| 12/14/11 | SOUTH FLORIDA | w | 52-40 | 4436 |
| 12/17/11 | NORTH FLORIDA | w | 84-71 | 5194 |
| 12/19/11 | FLORIDA A&M | w | 76-69 | 5297 |
| # 12/22/11 | at Hawai'i | w | 65-62 | 8147 |
| 12/30/11 | GEORGIA SOUTHERN | w | 78-75 | 6061 |
| 01/02/12 | BETHUNE-COOKMAN | w | 67-41 | 4207 |
| * 01/14/12 | OLE MISS | Wo2 | 69-68 | 7154 |
| * 01/21/12 | SOUTH CAROLINA | w | 63-52 | 8329 |
| * 02/01/12 | GEORGIA | w | 59-51 | 6501 |
| * 02/18/12 | MISSISSIPPI STATE | w | 65-55 | 8336 |

^ = Big East-SEC Challenge (Newark, NJ, Prudential Center)

= Hawaiian Airlines Diamond Head Classic (Honolulu, HI, Stan Sheriff Center)

* = Conference game

| Score by Periods | 1st | 2nd | OT | OT2 | Totals |
|-------------------------|------------|------------|-----------|------------|---------------|
| Auburn | 465 | 503 | 8 | 4 | 980 |
| Opponents | 371 | 435 | 8 | 3 | 817 |

2011-12 Auburn Tigers Basketball
Auburn Combined Team Statistics (as of Feb 29, 2012)
Games lost

| RECORD: | OVERALL | HOME | AWAY | NEUTRAL |
|----------------|----------------|-------------|-------------|----------------|
| ALL GAMES | 0-15 | 0-3 | 0-10 | 0-2 |
| CONFERENCE | 0-11 | 0-3 | 0-8 | 0-0 |
| NON-CONFERENCE | 0-4 | 0-0 | 0-2 | 0-2 |

| # | Player | gp-gs | min | avg | Total | | 3-Point | | F-Throw | | Rebounds | | | | | | | | a | to | blk | stl | pts | avg |
|----------------|-------------------|-------|------|------|---------|------|---------|------|---------|------|----------|-----|-----|------|-----|----|-----|-----|----|-----|------|------|-----|-----|
| | | | | | fg-fga | fg% | 3fg-fga | 3fg% | ft-fga | ft% | off | def | tot | avg | pf | dq | | | | | | | | |
| 22 | Gabriel, Kenny | 15-15 | 487 | 32.5 | 66-158 | .418 | 24-78 | .308 | 13-22 | .591 | 22 | 72 | 94 | 6.3 | 44 | 1 | 10 | 35 | 22 | 13 | 169 | 11.3 | | |
| 23 | Sullivan, Frankie | 15-13 | 483 | 32.2 | 54-167 | .323 | 27-94 | .287 | 28-41 | .683 | 7 | 40 | 47 | 3.1 | 36 | 1 | 27 | 23 | 1 | 19 | 163 | 10.9 | | |
| 01 | Ward, Varez | 13-7 | 316 | 24.3 | 28-92 | .304 | 6-31 | .194 | 40-63 | .635 | 7 | 21 | 28 | 2.2 | 23 | 1 | 36 | 33 | 2 | 9 | 102 | 7.8 | | |
| 41 | Chubb, Rob | 15-15 | 402 | 26.8 | 43-113 | .381 | 0-0 | .000 | 16-27 | .593 | 30 | 50 | 80 | 5.3 | 51 | 3 | 7 | 31 | 12 | 8 | 102 | 6.8 | | |
| 03 | Denson, Chris | 14-3 | 256 | 18.3 | 33-79 | .418 | 6-15 | .400 | 13-27 | .481 | 11 | 12 | 23 | 1.6 | 22 | 0 | 10 | 14 | 1 | 3 | 85 | 6.1 | | |
| 00 | Langford, Josh | 7-3 | 95 | 13.6 | 15-28 | .536 | 2-9 | .222 | 5-10 | .500 | 7 | 8 | 15 | 2.1 | 8 | 0 | 4 | 6 | 0 | 2 | 37 | 5.3 | | |
| 02 | Payne, Allen | 10-6 | 197 | 19.7 | 18-40 | .450 | 1-4 | .250 | 9-16 | .563 | 15 | 27 | 42 | 4.2 | 15 | 0 | 10 | 11 | 2 | 4 | 46 | 4.6 | | |
| 11 | Wallace, Josh | 15-8 | 294 | 19.6 | 20-46 | .435 | 0-3 | .000 | 15-24 | .625 | 3 | 19 | 22 | 1.5 | 17 | 0 | 38 | 20 | 2 | 13 | 55 | 3.7 | | |
| 45 | Forbes, Adrian | 15-3 | 203 | 13.5 | 16-30 | .533 | 0-0 | .000 | 6-12 | .500 | 18 | 21 | 39 | 2.6 | 31 | 1 | 0 | 12 | 9 | 7 | 38 | 2.5 | | |
| 32 | Johnson, Noel | 12-2 | 148 | 12.3 | 10-40 | .250 | 7-27 | .259 | 0-0 | .000 | 5 | 13 | 18 | 1.5 | 13 | 0 | 5 | 9 | 2 | 3 | 27 | 2.3 | | |
| 50 | Kouassi, Willy | 10-0 | 89 | 8.9 | 6-11 | .545 | 0-0 | .000 | 3-4 | .750 | 7 | 16 | 23 | 2.3 | 15 | 0 | 1 | 5 | 5 | 0 | 15 | 1.5 | | |
| 15 | Neysmith, Tony | 5-0 | 41 | 8.2 | 1-5 | .200 | 0-0 | .000 | 0-0 | .000 | 0 | 4 | 4 | 0.8 | 4 | 0 | 6 | 1 | 0 | 1 | 2 | 0.4 | | |
| 04 | McAfee, Cedrick | 2-0 | 14 | 7.0 | 0-4 | .000 | 0-2 | .000 | 0-0 | .000 | 0 | 0 | 0 | 0.0 | 2 | 0 | 0 | 1 | 0 | 0 | 0 | 0.0 | | |
| Team | | | | | | | | | | | 30 | 13 | 43 | | 2 | | 2 | | | | | | | |
| Total..... | | 15 | 3025 | | 310-813 | .381 | 73-263 | .278 | 148-246 | .602 | 162 | 316 | 478 | 31.9 | 283 | 7 | 154 | 203 | 58 | 82 | 841 | 56.1 | | |
| Opponents..... | | 15 | 3025 | | 351-772 | .455 | 108-275 | .393 | 236-329 | .717 | 155 | 390 | 545 | 36.3 | 248 | 4 | 205 | 190 | 68 | 109 | 1046 | 69.7 | | |

| TEAM STATISTICS | AU | OPP |
|------------------------|-----------|------------|
| SCORING | 841 | 1046 |
| Points per game | 56.1 | 69.7 |
| Scoring margin | -13.7 | - |
| FIELD GOALS-ATT | 310-813 | 351-772 |
| Field goal pct | .381 | .455 |
| 3 POINT FG-ATT | 73-263 | 108-275 |
| 3-point FG pct | .278 | .393 |
| 3-pt FG made per game | 4.9 | 7.2 |
| FREE THROWS-ATT | 148-246 | 236-329 |
| Free throw pct | .602 | .717 |
| F-Throws made per game | 9.9 | 15.7 |
| REBOUNDS | 478 | 545 |
| Rebounds per game | 31.9 | 36.3 |
| Rebounding margin | -4.5 | - |
| ASSISTS | 154 | 205 |
| Assists per game | 10.3 | 13.7 |
| TURNOVERS | 203 | 190 |
| Turnovers per game | 13.5 | 12.7 |
| Turnover margin | -0.9 | - |
| Assist/turnover ratio | 0.8 | 1.1 |
| STEALS | 82 | 109 |
| Steals per game | 5.5 | 7.3 |
| BLOCKS | 58 | 68 |
| Blocks per game | 3.9 | 4.5 |
| ATTENDANCE | 25287 | 120403 |
| Home games-Avg/Game | 3-8429 | 10-10730 |
| Neutral site-Avg/Game | - | 2-6553 |

| | Date | Opponent | | Score | Att. |
|---|-------------|----------------------|-----|--------------|-------------|
| ^ | 12/2/11 | at Seton Hall | L | 59-81 | 6591 |
| # | 12/23/11 | vs Long Beach State | L | 43-64 | 6836 |
| # | 12/25/11 | vs UTEP | L | 76-83 | 6270 |
| | 01/04/12 | at Florida State | L | 56-85 | 7967 |
| * | 1/7/12 | at Vanderbilt | L | 35-65 | 13473 |
| * | 01/11/12 | KENTUCKY | L | 53-68 | 9121 |
| * | 01/17/12 | at LSU | Lot | 58-65 | 8052 |
| * | 01-25-12 | at Arkansas | L | 53-56 | 12794 |
| * | 01/28/12 | at Tennessee | L | 49-64 | 19024 |
| * | 02-04-12 | at Mississippi State | L | 88-91 | 9026 |
| * | 02/07/12 | ALABAMA | L | 50-68 | 8154 |
| * | 02/11/12 | at Ole Miss | L | 54-61 | 5967 |
| * | 2/21/12 | at Florida | L | 47-63 | 10150 |
| * | 02/25/12 | ARKANSAS | L | 71-77 | 8012 |
| * | 02/29/12 | at Alabama | L | 49-55 | 14253 |

^ = Big East-SEC Challenge (Newark, NJ, Prudential Center)
= Hawaiian Airlines Diamond Head Classic (Honolulu, HI, Stan Sheriff Center)
* = Conference game

| Score by Periods | 1st | 2nd | OT | Totals |
|-------------------------|------------|------------|-----------|---------------|
| Auburn | 403 | 436 | 2 | 841 |
| Opponents | 496 | 541 | 9 | 1046 |

2011-12 Auburn Tigers Basketball
Auburn Combined Team Statistics (as of Feb 25, 2012)
Home games

| RECORD: | OVERALL | HOME | AWAY | NEUTRAL |
|----------------|----------------|-------------|-------------|----------------|
| ALL GAMES | 13-3 | 13-3 | 0-0 | 0-0 |
| CONFERENCE | 4-3 | 4-3 | 0-0 | 0-0 |
| NON-CONFERENCE | 9-0 | 9-0 | 0-0 | 0-0 |

| ## | Player | gp-gs | min | avg | Total | | 3-Point | | F-Throw | | Rebounds | | | | pf | dq | a | to | blk | stl | pts | avg |
|----------------|-------------------|-------|------|------|---------|------|---------|------|---------|-------|----------|-----|-----|------|-----|----|-----|-----|-----|-----|------|------|
| | | | | | fg-fga | fg% | 3fg-fga | 3fg% | ft-fa | ft% | off | def | tot | avg | | | | | | | | |
| 23 | Sullivan, Frankie | 16-13 | 504 | 31.5 | 67-152 | .441 | 34-92 | .370 | 48-70 | .686 | 15 | 51 | 66 | 4.1 | 37 | 0 | 42 | 25 | 5 | 26 | 216 | 13.5 |
| 22 | Gabriel, Kenny | 16-16 | 506 | 31.6 | 77-160 | .481 | 17-52 | .327 | 27-44 | .614 | 37 | 95 | 132 | 8.3 | 41 | 0 | 22 | 34 | 53 | 22 | 198 | 12.4 |
| 03 | Denson, Chris | 15-5 | 377 | 25.1 | 55-110 | .500 | 7-18 | .389 | 44-68 | .647 | 10 | 19 | 29 | 1.9 | 21 | 0 | 23 | 24 | 2 | 11 | 161 | 10.7 |
| 41 | Chubb, Rob | 16-16 | 384 | 24.0 | 61-120 | .508 | 0-0 | .000 | 34-44 | .773 | 28 | 54 | 82 | 5.1 | 48 | 2 | 22 | 41 | 19 | 5 | 156 | 9.8 |
| 01 | Ward, Varez | 15-10 | 431 | 28.7 | 44-123 | .358 | 13-47 | .277 | 44-65 | .677 | 11 | 47 | 58 | 3.9 | 31 | 0 | 70 | 44 | 3 | 16 | 145 | 9.7 |
| 00 | Langford, Josh | 7-2 | 99 | 14.1 | 14-28 | .500 | 2-9 | .222 | 4-4 | 1.000 | 3 | 11 | 14 | 2.0 | 16 | 0 | 4 | 8 | 0 | 4 | 34 | 4.9 |
| 02 | Payne, Allen | 12-8 | 230 | 19.2 | 19-46 | .413 | 3-10 | .300 | 14-20 | .700 | 16 | 32 | 48 | 4.0 | 17 | 0 | 14 | 12 | 1 | 11 | 55 | 4.6 |
| 11 | Wallace, Josh | 16-6 | 278 | 17.4 | 23-46 | .500 | 2-5 | .400 | 9-20 | .450 | 2 | 17 | 19 | 1.2 | 13 | 0 | 31 | 15 | 0 | 10 | 57 | 3.6 |
| 45 | Forbes, Adrian | 14-3 | 209 | 14.9 | 13-21 | .619 | 0-0 | .000 | 9-14 | .643 | 21 | 28 | 49 | 3.5 | 24 | 0 | 0 | 15 | 6 | 2 | 35 | 2.5 |
| 50 | Kouassi, Willy | 12-0 | 123 | 10.3 | 8-17 | .471 | 0-0 | .000 | 5-10 | .500 | 10 | 18 | 28 | 2.3 | 14 | 0 | 0 | 6 | 11 | 2 | 21 | 1.8 |
| 32 | Johnson, Noel | 8-1 | 75 | 9.4 | 5-18 | .278 | 1-9 | .111 | 0-1 | .000 | 5 | 7 | 12 | 1.5 | 5 | 0 | 2 | 2 | 0 | 1 | 11 | 1.4 |
| 44 | Spencer, Dylan | 2-0 | 5 | 2.5 | 0-1 | .000 | 0-1 | .000 | 0-2 | .000 | 0 | 1 | 1 | 0.5 | 3 | 0 | 0 | 2 | 0 | 0 | 0 | 0.0 |
| 24 | Rice, T.J. | 2-0 | 4 | 2.0 | 0-1 | .000 | 0-0 | .000 | 0-0 | .000 | 0 | 1 | 1 | 0.5 | 0 | 0 | 0 | 0 | 0 | 1 | 0 | 0.0 |
| 04 | McAfee, Cedrick | 1-0 | 5 | 5.0 | 0-2 | .000 | 0-1 | .000 | 0-0 | .000 | 1 | 0 | 1 | 1.0 | 0 | 0 | 0 | 0 | 0 | 0 | 0 | 0.0 |
| 15 | Neysmith, Tony | 2-0 | 20 | 10.0 | 0-0 | .000 | 0-0 | .000 | 0-0 | .000 | 0 | 0 | 0 | 0.0 | 3 | 0 | 6 | 1 | 0 | 0 | 0 | 0.0 |
| Team | | | | | | | | | | | 24 | 14 | 38 | | 2 | | | | | | | |
| Total..... | | 16 | 3250 | | 386-845 | .457 | 79-244 | .324 | 238-362 | .657 | 183 | 395 | 578 | 36.1 | 275 | 2 | 236 | 229 | 100 | 111 | 1089 | 68.1 |
| Opponents..... | | 16 | 3250 | | 337-887 | .380 | 96-309 | .311 | 198-287 | .690 | 193 | 330 | 523 | 32.7 | 300 | 8 | 182 | 237 | 57 | 117 | 968 | 60.5 |

| TEAM STATISTICS | AU | OPP | Date | Opponent | Score | Att. |
|------------------------|-----------|------------|-------------|---------------------|--------------|-------------|
| SCORING | 1089 | 968 | 11/11/11 | MCNEESE STATE | w 84-62 | 5225 |
| Points per game | 68.1 | 60.5 | 11/14/11 | KENNESAW STATE | w 68-55 | 4760 |
| Scoring margin | +7.6 | - | 11/25/11 | NICHOLLS STATE | w 78-57 | 7182 |
| FIELD GOALS-ATT | 386-845 | 337-887 | 11/28/11 | ARKANSAS-PINE BLUFF | w 72-59 | 4535 |
| Field goal pct | .457 | .380 | 12/14/11 | SOUTH FLORIDA | w 52-40 | 4436 |
| 3 POINT FG-ATT | 79-244 | 96-309 | 12/17/11 | NORTH FLORIDA | w 84-71 | 5194 |
| 3-point FG pct | .324 | .311 | 12/19/11 | FLORIDA A&M | w 76-69 | 5297 |
| 3-pt FG made per game | 4.9 | 6.0 | 12/30/11 | GEORGIA SOUTHERN | w 78-75 | 6061 |
| FREE THROWS-ATT | 238-362 | 198-287 | 01/02/12 | BETHUNE-COOKMAN | w 67-41 | 4207 |
| Free throw pct | .657 | .690 | * 01/11/12 | KENTUCKY | L 53-68 | 9121 |
| F-Throws made per game | 14.9 | 12.4 | * 01/14/12 | OLE MISS | Wo2 69-68 | 7154 |
| REBOUNDS | 578 | 523 | * 01/21/12 | SOUTH CAROLINA | w 63-52 | 8329 |
| Rebounds per game | 36.1 | 32.7 | * 02/01/12 | GEORGIA | w 59-51 | 6501 |
| Rebounding margin | +3.4 | - | * 02/07/12 | ALABAMA | L 50-68 | 8154 |
| ASSISTS | 236 | 182 | * 02/18/12 | MISSISSIPPI STATE | w 65-55 | 8336 |
| Assists per game | 14.8 | 11.4 | * 02/25/12 | ARKANSAS | L 71-77 | 8012 |
| TURNOVERS | 229 | 237 | | | | |
| Turnovers per game | 14.3 | 14.8 | | | | |
| Turnover margin | +0.5 | - | | | | |
| Assist/turnover ratio | 1.0 | 0.8 | | | | |
| STEALS | 111 | 117 | | | | |
| Steals per game | 6.9 | 7.3 | | | | |
| BLOCKS | 100 | 57 | | | | |
| Blocks per game | 6.3 | 3.6 | | | | |
| ATTENDANCE | 102504 | 0 | | | | |
| Home games-Avg/Game | 16-6406 | 0-0 | | | | |
| Neutral site-Avg/Game | - | 0-0 | | | | |

^ = Big East-SEC Challenge (Newark, NJ, Prudential Center)

= Hawaiian Airlines Diamond Head Classic (Honolulu, HI, Stan Sheriff Center)

* = Conference game

| Score by Periods | 1st | 2nd | OT | OT2 | Totals |
|-------------------------|------------|------------|-----------|------------|---------------|
| Auburn | 523 | 554 | 8 | 4 | 1089 |
| Opponents | 443 | 514 | 8 | 3 | 968 |

2011-12 Auburn Tigers Basketball
Auburn Combined Team Statistics (as of Feb 29, 2012)
Away games

| RECORD: | OVERALL | HOME | AWAY | NEUTRAL |
|----------------|----------------|-------------|-------------|----------------|
| ALL GAMES | 1-10 | 0-0 | 1-10 | 0-0 |
| CONFERENCE | 0-8 | 0-0 | 0-8 | 0-0 |
| NON-CONFERENCE | 1-2 | 0-0 | 1-2 | 0-0 |

| ## | Player | gp-gs | min | avg | Total | 3-Point | F-Throw | Rebounds | | pf | dq | a | to | blk | stl | pts | avg |
|----------------|-------------------|-------|------|------|---------|---------|---------|----------|---------|------|-----|-----|-----|------|-----|-----|-----|
| | | | | | fg-fga | fg% | 3fg-fga | 3fg% | ft-fa | ft% | off | def | tot | avg | | | |
| 22 | Gabriel, Kenny | 11-11 | 361 | 32.8 | 47-120 | .392 | 17-55 | .309 | 12-18 | .667 | 16 | 64 | 80 | 7.3 | 33 | 1 | 4 |
| 23 | Sullivan, Frankie | 11-10 | 350 | 31.8 | 38-129 | .295 | 17-70 | .243 | 17-26 | .654 | 5 | 34 | 39 | 3.5 | 26 | 0 | 25 |
| 01 | Ward, Varez | 10-5 | 247 | 24.7 | 22-68 | .324 | 7-26 | .269 | 26-47 | .553 | 5 | 18 | 23 | 2.3 | 19 | 1 | 26 |
| 41 | Chubb, Rob | 11-11 | 297 | 27.0 | 36-86 | .419 | 0-1 | .000 | 7-16 | .438 | 24 | 36 | 60 | 5.5 | 40 | 2 | 4 |
| 03 | Denson, Chris | 11-3 | 211 | 19.2 | 28-66 | .424 | 5-16 | .313 | 8-17 | .471 | 7 | 9 | 16 | 1.5 | 14 | 0 | 9 |
| 00 | Langford, Josh | 5-1 | 52 | 10.4 | 9-16 | .563 | 1-3 | .333 | 2-5 | .400 | 7 | 4 | 11 | 2.2 | 5 | 0 | 3 |
| 02 | Payne, Allen | 8-4 | 150 | 18.8 | 12-29 | .414 | 1-3 | .333 | 6-9 | .667 | 10 | 22 | 32 | 4.0 | 9 | 0 | 4 |
| 11 | Wallace, Josh | 11-6 | 221 | 20.1 | 14-33 | .424 | 0-2 | .000 | 11-16 | .688 | 3 | 12 | 15 | 1.4 | 13 | 0 | 26 |
| 32 | Johnson, Noel | 7-2 | 100 | 14.3 | 7-25 | .280 | 6-18 | .333 | 0-0 | .000 | 2 | 6 | 8 | 1.1 | 8 | 0 | 3 |
| 45 | Forbes, Adrian | 11-2 | 138 | 12.5 | 13-25 | .520 | 0-0 | .000 | 3-7 | .429 | 12 | 12 | 24 | 2.2 | 28 | 1 | 1 |
| 50 | Kouassi, Willy | 9-0 | 80 | 8.9 | 5-11 | .455 | 0-0 | .000 | 3-4 | .750 | 6 | 17 | 23 | 2.6 | 15 | 0 | 1 |
| 15 | Neysmith, Tony | 3-0 | 18 | 6.0 | 1-2 | .500 | 0-0 | .000 | 0-0 | .000 | 0 | 2 | 2 | 0.7 | 2 | 0 | 3 |
| Team | | | | | | | | | | | 16 | 11 | 27 | | 1 | | 2 |
| Total..... | | 11 | 2225 | | 232-610 | .380 | 54-194 | .278 | 95-165 | .576 | 113 | 247 | 360 | 32.7 | 213 | 5 | 109 |
| Opponents..... | | 11 | 2225 | | 254-570 | .446 | 79-214 | .369 | 161-237 | .679 | 115 | 308 | 423 | 38.5 | 181 | 1 | 150 |

| TEAM STATISTICS | AU | OPP |
|------------------------|-----------|------------|
| SCORING | 613 | 748 |
| Points per game | 55.7 | 68.0 |
| Scoring margin | -12.3 | - |
| FIELD GOALS-ATT | 232-610 | 254-570 |
| Field goal pct | .380 | .446 |
| 3 POINT FG-ATT | 54-194 | 79-214 |
| 3-point FG pct | .278 | .369 |
| 3-pt FG made per game | 4.9 | 7.2 |
| FREE THROWS-ATT | 95-165 | 161-237 |
| Free throw pct | .576 | .679 |
| F-Throws made per game | 8.6 | 14.6 |
| REBOUNDS | 360 | 423 |
| Rebounds per game | 32.7 | 38.5 |
| Rebounding margin | -5.7 | - |
| ASSISTS | 109 | 150 |
| Assists per game | 9.9 | 13.6 |
| TURNOVERS | 140 | 140 |
| Turnovers per game | 12.7 | 12.7 |
| Turnover margin | +0.0 | - |
| Assist/turnover ratio | 0.8 | 1.1 |
| STEALS | 59 | 79 |
| Steals per game | 5.4 | 7.2 |
| BLOCKS | 38 | 50 |
| Blocks per game | 3.5 | 4.5 |
| ATTENDANCE | 0 | 115444 |
| Home games-Avg/Game | 0-0 | 11-10495 |
| Neutral site-Avg/Game | - | 0-0 |

| Date | Opponent | Score | Att. |
|-------------|----------------------|--------------|-------------|
| ^ 12/2/11 | at Seton Hall | L 59-81 | 6591 |
| # 12/22/11 | at Hawai'i | W 65-62 | 8147 |
| 01/04/12 | at Florida State | L 56-85 | 7967 |
| * 1/7/12 | at Vanderbilt | L 35-65 | 13473 |
| * 01/17/12 | at LSU | Lot 58-65 | 8052 |
| * 01-25-12 | at Arkansas | L 53-56 | 12794 |
| * 01/28/12 | at Tennessee | L 49-64 | 19024 |
| * 02-04-12 | at Mississippi State | L 88-91 | 9026 |
| * 02/11/12 | at Ole Miss | L 54-61 | 5967 |
| * 2/21/12 | at Florida | L 47-63 | 10150 |
| * 02/29/12 | at Alabama | L 49-55 | 14253 |

^ = Big East-SEC Challenge (Newark, NJ, Prudential Center)
= Hawaiian Airlines Diamond Head Classic (Honolulu, HI, Stan Sheriff Center)
* = Conference game

| Score by Periods | 1st | 2nd | OT | Totals |
|-------------------------|------------|------------|-----------|---------------|
| Auburn | 292 | 319 | 2 | 613 |
| Opponents | 355 | 384 | 9 | 748 |

2011-12 Auburn Tigers Basketball
Auburn Combined Team Statistics (as of Jan 25, 2012)
Neutral site games

| RECORD: | OVERALL | HOME | AWAY | NEUTRAL |
|----------------|----------------|-------------|-------------|----------------|
| ALL GAMES | 0-2 | 0-0 | 0-0 | 0-2 |
| CONFERENCE | 0-0 | 0-0 | 0-0 | 0-0 |
| NON-CONFERENCE | 0-2 | 0-0 | 0-0 | 0-2 |

| # | Player | gp-gs | min | avg | Total | | 3-Point | | F-Throw | | Rebounds | | | | pf | dq | a | to | blk | stl | pts | avg | |
|----------------|-------------------|-------|-----|------|--------|-------|---------|------|---------|-------|----------|-----|-----|------|----|----|----|----|-----|-----|-----|------|--|
| | | | | | fg-fga | fg% | 3fg-fga | 3fg% | ft-fa | ft% | off | def | tot | avg | | | | | | | | | |
| 22 | Gabriel, Kenny | 2-2 | 59 | 29.5 | 12-25 | .480 | 4-10 | .400 | 3-3 | 1.000 | 2 | 8 | 10 | 5.0 | 7 | 0 | 4 | 4 | 2 | 3 | 31 | 15.5 | |
| 23 | Sullivan, Frankie | 2-2 | 65 | 32.5 | 10-21 | .476 | 7-13 | .538 | 2-2 | 1.000 | 1 | 7 | 8 | 4.0 | 6 | 1 | 1 | 3 | 0 | 3 | 29 | 14.5 | |
| 01 | Ward, Varez | 2-2 | 61 | 30.5 | 5-15 | .333 | 0-5 | .000 | 12-14 | .857 | 2 | 2 | 4 | 2.0 | 2 | 0 | 7 | 8 | 0 | 2 | 22 | 11.0 | |
| 00 | Langford, Josh | 2-2 | 44 | 22.0 | 7-12 | .583 | 1-4 | .250 | 3-5 | .600 | 2 | 3 | 5 | 2.5 | 3 | 0 | 3 | 2 | 0 | 1 | 18 | 9.0 | |
| 03 | Denson, Chris | 2-0 | 24 | 12.0 | 2-5 | .400 | 2-3 | .667 | 3-4 | .750 | 2 | 1 | 3 | 1.5 | 5 | 0 | 0 | 1 | 0 | 0 | 9 | 4.5 | |
| 41 | Chubb, Rob | 2-2 | 42 | 21.0 | 1-14 | .071 | 0-0 | .000 | 2-2 | 1.000 | 1 | 3 | 4 | 2.0 | 7 | 1 | 1 | 4 | 1 | 2 | 4 | 2.0 | |
| 32 | Johnson, Noel | 2-0 | 26 | 13.0 | 1-10 | .100 | 0-5 | .000 | 0-0 | .000 | 2 | 6 | 8 | 4.0 | 2 | 0 | 2 | 2 | 0 | 1 | 2 | 1.0 | |
| 45 | Forbes, Adrian | 2-0 | 23 | 11.5 | 1-2 | .500 | 0-0 | .000 | 0-0 | .000 | 2 | 1 | 3 | 1.5 | 4 | 0 | 0 | 1 | 2 | 0 | 2 | 1.0 | |
| 50 | Kouassi, Willy | 2-0 | 20 | 10.0 | 1-1 | 1.000 | 0-0 | .000 | 0-0 | .000 | 1 | 2 | 3 | 1.5 | 3 | 0 | 0 | 2 | 1 | 0 | 2 | 1.0 | |
| 04 | McAfee, Cedrick | 2-0 | 14 | 7.0 | 0-4 | .000 | 0-2 | .000 | 0-0 | .000 | 0 | 0 | 0 | 0.0 | 2 | 0 | 0 | 1 | 0 | 0 | 0 | 0.0 | |
| 15 | Neysmith, Tony | 1-0 | 11 | 11.0 | 0-3 | .000 | 0-0 | .000 | 0-0 | .000 | 0 | 2 | 2 | 2.0 | 0 | 0 | 0 | 0 | 0 | 1 | 0 | 0.0 | |
| 11 | Wallace, Josh | 2-0 | 11 | 5.5 | 0-0 | .000 | 0-0 | .000 | 0-0 | .000 | 0 | 0 | 0 | 0.0 | 1 | 0 | 2 | 0 | 0 | 1 | 0 | 0.0 | |
| Team | | | | | | | | | | | 5 | 3 | 8 | | | | | | | | | | |
| Total..... | | 2 | 400 | | 40-112 | .357 | 14-42 | .333 | 25-30 | .833 | 20 | 38 | 58 | 29.0 | 42 | 2 | 20 | 28 | 6 | 14 | 119 | 59.5 | |
| Opponents..... | | 2 | 400 | | 46-96 | .479 | 14-28 | .500 | 41-54 | .759 | 18 | 50 | 68 | 34.0 | 28 | 1 | 24 | 28 | 6 | 12 | 147 | 73.5 | |

| TEAM STATISTICS | AU | OPP |
|------------------------|-----------|------------|
| SCORING | 119 | 147 |
| Points per game | 59.5 | 73.5 |
| Scoring margin | -14.0 | - |
| FIELD GOALS-ATT | 40-112 | 46-96 |
| Field goal pct | .357 | .479 |
| 3 POINT FG-ATT | 14-42 | 14-28 |
| 3-point FG pct | .333 | .500 |
| 3-pt FG made per game | 7.0 | 7.0 |
| FREE THROWS-ATT | 25-30 | 41-54 |
| Free throw pct | .833 | .759 |
| F-Throws made per game | 12.5 | 20.5 |
| REBOUNDS | 58 | 68 |
| Rebounds per game | 29.0 | 34.0 |
| Rebounding margin | -5.0 | - |
| ASSISTS | 20 | 24 |
| Assists per game | 10.0 | 12.0 |
| TURNOVERS | 28 | 28 |
| Turnovers per game | 14.0 | 14.0 |
| Turnover margin | +0.0 | - |
| Assist/turnover ratio | 0.7 | 0.9 |
| STEALS | 14 | 12 |
| Steals per game | 7.0 | 6.0 |
| BLOCKS | 6 | 6 |
| Blocks per game | 3.0 | 3.0 |
| ATTENDANCE | 0 | 13106 |
| Home games-Avg/Game | 0-0 | 0-0 |
| Neutral site-Avg/Game | - | 2-6553 |

| Date | Opponent | | Score | Att. |
|-------------|---------------------|---|--------------|-------------|
| # 12/23/11 | vs Long Beach State | L | 43-64 | 6836 |
| # 12/25/11 | vs UTEP | L | 76-83 | 6270 |

^ = Big East-SEC Challenge (Newark, NJ, Prudential Center)

= Hawaiian Airlines Diamond Head Classic (Honolulu, HI, Stan Sheriff Center)

* = Conference game

| Score by Periods | 1st | 2nd | Totals |
|-------------------------|------------|------------|---------------|
| Auburn | 53 | 66 | 119 |
| Opponents | 69 | 78 | 147 |

2011-12 Auburn Tigers Basketball
Auburn Individual Game-by-Game (as of Feb 29, 2012)
All games

#00 Langford, Josh

| Opponent | Date | gs | min | Total | | 3-Pointers | | Free throws | | Rebounds | | | | pf | a | t/o | blk | stl | pts | avg |
|---------------------|----------|----|-----|--------|-------|------------|-------|-------------|-------|----------|-----|-----|-----|----|----|-----|-----|-----|-----|-----|
| | | | | fg-fga | pct | 3fg-fga | pct | ft-fta | pct | off | def | tot | avg | | | | | | | |
| NORTH FLORIDA | 12/17/11 | | 12 | 3-3 | 1.000 | 0-0 | .000 | 1-1 | 1.000 | 0 | 1 | 1 | 1.0 | 4 | 0 | 1 | 0 | 0 | 7 | 7.0 |
| FLORIDA A&M | 12/19/11 | | 12 | 2-3 | .667 | 0-1 | .000 | 3-3 | 1.000 | 2 | 1 | 3 | 2.0 | 4 | 1 | 1 | 0 | 0 | 7 | 7.0 |
| at Hawai i | 12/22/11 | | 14 | 3-5 | .600 | 0-0 | .000 | 0-0 | .000 | 2 | 0 | 2 | 2.0 | 1 | 2 | 2 | 0 | 1 | 6 | 6.7 |
| vs Long Beach State | 12/23/11 | * | 23 | 1-2 | .500 | 0-1 | .000 | 0-0 | .000 | 1 | 1 | 2 | 2.0 | 0 | 3 | 0 | 0 | 1 | 2 | 5.5 |
| vs UTEP | 12/25/11 | * | 21 | 6-10 | .600 | 1-3 | .333 | 3-5 | .600 | 1 | 2 | 3 | 2.2 | 3 | 0 | 2 | 0 | 0 | 16 | 7.6 |
| GEORGIA SOUTHERN | 12/30/11 | * | 17 | 4-6 | .667 | 1-2 | .500 | 0-0 | .000 | 0 | 6 | 6 | 2.8 | 2 | 2 | 3 | 0 | 2 | 9 | 7.8 |
| BETHUNE-COOKMAN | 01/02/12 | | 12 | 2-5 | .400 | 1-3 | .333 | 0-0 | .000 | 0 | 1 | 1 | 2.6 | 2 | 0 | 0 | 0 | 0 | 5 | 7.4 |
| at Florida State | 01/04/12 | | 8 | 0-3 | .000 | 0-1 | .000 | 2-2 | 1.000 | 1 | 0 | 1 | 2.4 | 2 | 0 | 0 | 0 | 0 | 2 | 6.8 |
| at Vanderbilt | 1/7/12 | | 7 | 2-2 | 1.000 | 1-1 | 1.000 | 0-1 | .000 | 0 | 0 | 0 | 2.1 | 1 | 0 | 0 | 0 | 0 | 5 | 6.6 |
| KENTUCKY | 01/11/12 | | 13 | 2-5 | .400 | 0-2 | .000 | 0-0 | .000 | 0 | 1 | 1 | 2.0 | 1 | 0 | 2 | 0 | 0 | 4 | 6.3 |
| OLE MISS | 01/14/12 | | 12 | 1-2 | .500 | 0-0 | .000 | 0-0 | .000 | 0 | 1 | 1 | 1.9 | 0 | 0 | 1 | 0 | 2 | 2 | 5.9 |
| at LSU | 01/17/12 | | 15 | 3-4 | .750 | 0-0 | .000 | 0-0 | .000 | 2 | 0 | 2 | 1.9 | 1 | 1 | 0 | 0 | 1 | 6 | 5.9 |
| SOUTH CAROLINA | 01/21/12 | * | 21 | 0-4 | .000 | 0-1 | .000 | 0-0 | .000 | 1 | 0 | 1 | 1.8 | 3 | 1 | 0 | 0 | 0 | 0 | 5.5 |
| at Arkansas | 01-25-12 | * | 8 | 1-2 | .500 | 0-1 | .000 | 0-2 | .000 | 2 | 4 | 6 | 2.1 | 0 | 0 | 2 | 0 | 0 | 2 | 5.2 |
| Totals | | 5 | 195 | 30-56 | .536 | 4-16 | .250 | 9-14 | .643 | 12 | 18 | 30 | 2.1 | 24 | 10 | 14 | 0 | 7 | 73 | 5.2 |

Games played: 14
Minutes/game: 13.9
Points/game: 5.2
FG Pct: 53.6
3FG Pct: 25.0
FT Pct: 64.3

Rebounds/game: 2.1
Assists/game: 0.7
Turnovers/game: 1.0
Assist/turnover ratio: 0.7
Steals/game: 0.5

2011-12 Auburn Tigers Basketball
Auburn Individual Game-by-Game (as of Feb 29, 2012)
All games

#01 Ward, Varez

| Opponent | Date | gs | min | Total | | 3-Pointers | | Free throws | | Rebounds | | | | pf | a | t/o | blk | stl | pts | avg | |
|----------------------|----------|----|-----|--------|--------|------------|-------|-------------|--------|----------|-----|-----|-----|-----|----|-----|-----|-----|-----|------|-----|
| | | | | fg-fga | pct | 3fg-fga | pct | ft-fga | pct | off | def | tot | avg | | | | | | | | |
| MCNEESE STATE | 11/11/11 | * | 25 | 5-11 | .455 | 3-6 | .500 | 1-4 | .250 | 1 | 3 | 4 | 4.0 | 3 | 5 | 1 | 0 | 0 | 14 | 14.0 | |
| KENNESAW STATE | 11/14/11 | * | 33 | 4-7 | .571 | 1-1 | 1.000 | 0-2 | .000 | 0 | 3 | 3 | 3.5 | 3 | 6 | 3 | 0 | 1 | 9 | 11.5 | |
| NICHOLLS STATE | 11/25/11 | * | 33 | 7-14 | .500 | 2-6 | .333 | 4-4 | 1.000 | 2 | 6 | 8 | 5.0 | 1 | 5 | 1 | 1 | 3 | 20 | 14.3 | |
| ARKANSAS-PINE BLUFF | 11/28/11 | * | 30 | 1-4 | .250 | 1-3 | .333 | 2-4 | .500 | 0 | 4 | 4 | 4.8 | 3 | 7 | 2 | 0 | 1 | 5 | 12.0 | |
| at Seton Hall | 12/2/11 | * | 26 | 2-4 | .500 | 2-4 | .500 | 3-7 | .429 | 1 | 1 | 2 | 4.2 | 2 | 3 | 3 | 2 | 1 | 9 | 11.4 | |
| SOUTH FLORIDA | 12/14/11 | | 32 | 2-10 | .200 | 1-6 | .167 | 6-7 | .857 | 1 | 5 | 6 | 4.5 | 1 | 2 | 3 | 0 | 0 | 11 | 11.3 | |
| NORTH FLORIDA | 12/17/11 | * | 34 | 4-9 | .444 | 2-5 | .400 | 7-10 | .700 | 0 | 2 | 2 | 4.1 | 1 | 2 | 2 | 1 | 2 | 17 | 12.1 | |
| FLORIDA A&M | 12/19/11 | * | 27 | 1-7 | .143 | 0-2 | .000 | 2-6 | .333 | 2 | 5 | 7 | 4.5 | 4 | 4 | 6 | 0 | 1 | 4 | 11.1 | |
| at Hawai i | 12/22/11 | * | 34 | 2-5 | .400 | 1-3 | .333 | 1-2 | .500 | 0 | 1 | 1 | 4.1 | 1 | 3 | 4 | 0 | 0 | 6 | 10.6 | |
| vs Long Beach State | 12/23/11 | * | 29 | 1-7 | .143 | 0-2 | .000 | 2-2 | 1.000 | 0 | 1 | 1 | 3.8 | 0 | 1 | 5 | 0 | 2 | 4 | 9.9 | |
| vs UTEP | 12/25/11 | * | 32 | 4-8 | .500 | 0-3 | .000 | 10-12 | .833 | 2 | 1 | 3 | 3.7 | 2 | 6 | 3 | 0 | 0 | 18 | 10.6 | |
| GEORGIA SOUTHERN | 12/30/11 | * | 33 | 6-10 | .600 | 1-4 | .250 | 0-1 | .000 | 1 | 4 | 5 | 3.8 | 3 | 4 | 4 | 0 | 0 | 13 | 10.8 | |
| BETHUNE-COOKMAN | 01/02/12 | * | 22 | 0-5 | .000 | 0-2 | .000 | 0-0 | .000 | 1 | 3 | 4 | 3.8 | 1 | 10 | 2 | 0 | 2 | 0 | 10.0 | |
| at Florida State | 01/04/12 | * | 24 | 1-8 | .125 | 0-0 | .000 | 0-3 | .000 | 0 | 2 | 2 | 3.7 | 2 | 2 | 2 | 0 | 1 | 2 | 9.4 | |
| at Vanderbilt | 1/7/12 | * | 30 | 2-7 | .286 | 1-4 | .250 | 1-4 | .250 | 0 | 1 | 1 | 3.5 | 1 | 2 | 2 | 0 | 0 | 6 | 9.2 | |
| KENTUCKY | 01/11/12 | * | 25 | 2-9 | .222 | 0-2 | .000 | 2-2 | 1.000 | 0 | 1 | 1 | 3.4 | 3 | 4 | 3 | 0 | 0 | 6 | 9.0 | |
| OLE MISS | 01/14/12 | * | 44 | 2-13 | .154 | 0-4 | .000 | 4-7 | .571 | 2 | 2 | 4 | 3.4 | 1 | 5 | 5 | 0 | 2 | 8 | 8.9 | |
| at LSU | 01/17/12 | * | 30 | 1-7 | .143 | 1-3 | .333 | 3-4 | .750 | 1 | 6 | 7 | 3.6 | 2 | 4 | 1 | 0 | 0 | 6 | 8.8 | |
| SOUTH CAROLINA | 01/21/12 | | 20 | 3-4 | .750 | 1-2 | .500 | 1-2 | .500 | 0 | 3 | 3 | 3.6 | 2 | 2 | 4 | 1 | 2 | 8 | 8.7 | |
| at Arkansas | 01-25-12 | | 0 | 0-0 | .000 | 0-0 | .000 | 0-0 | .000 | 0 | 0 | 0 | 3.4 | 0 | 0 | 1 | 0 | 0 | 0 | 8.3 | |
| at Tennessee | 01/28/12 | | 28 | 3-9 | .333 | 0-1 | .000 | 6-8 | .750 | 1 | 4 | 5 | 3.5 | 2 | 1 | 1 | 0 | 2 | 12 | 8.5 | |
| GEORGIA | 02/01/12 | | 30 | 2-8 | .250 | 1-2 | .500 | 12-12 | 1.000 | 1 | 3 | 4 | 3.5 | 2 | 3 | 1 | 0 | 0 | 17 | 8.9 | |
| at Mississippi State | 02-04-12 | | 29 | 7-14 | .500 | 1-5 | .200 | 9-12 | .750 | 1 | 0 | 1 | 3.4 | 5 | 5 | 1 | 0 | 3 | 24 | 9.5 | |
| ALABAMA | 02/07/12 | | 17 | 1-5 | .200 | 0-1 | .000 | 1-2 | .500 | 0 | 1 | 1 | 3.3 | 0 | 2 | 6 | 0 | 0 | 3 | 9.3 | |
| at Ole Miss | 02/11/12 | | 23 | 2-7 | .286 | 1-3 | .333 | 1-2 | .500 | 0 | 2 | 2 | 3.2 | 3 | 3 | 4 | 0 | 0 | 6 | 9.1 | |
| MISSISSIPPI STATE | 02/18/12 | | 26 | 4-7 | .571 | 0-1 | .000 | 2-2 | 1.000 | 0 | 2 | 2 | 3.2 | 3 | 9 | 1 | 0 | 2 | 10 | 9.2 | |
| at Florida | 2/21/12 | | 23 | 2-7 | .286 | 0-3 | .000 | 2-5 | .400 | 1 | 1 | 2 | 3.1 | 1 | 3 | 1 | 0 | 0 | 6 | 9.0 | |
| Totals | | | 17 | 739 | 71-206 | .345 | 20-78 | .256 | 82-126 | .651 | 18 | 67 | 85 | 3.1 | 52 | 103 | 72 | 5 | 25 | 244 | 9.0 |

Games played: 27
Minutes/game: 27.4
Points/game: 9.0
FG Pct: 34.5
3FG Pct: 25.6
FT Pct: 65.1

Rebounds/game: 3.1
Assists/game: 3.8
Turnovers/game: 2.7
Assist/turnover ratio: 1.4
Steals/game: 0.9
Blocks/game: 0.2

2011-12 Auburn Tigers Basketball
Auburn Individual Game-by-Game (as of Feb 29, 2012)
All games

#02 Payne, Allen

| Opponent | Date | gs | min | Total | | 3-Pointers | | Free throws | | Rebounds | | | | pf | a | t/o | blk | stl | pts | avg | |
|----------------------|----------|----|-----|--------|-------|------------|------|-------------|-------|----------|-----|-----|-----|-----|----|-----|-----|-----|-----|-----|-----|
| | | | | fg-fga | pct | 3fg-fga | pct | ft-fa | pct | off | def | tot | avg | | | | | | | | |
| MCNEESE STATE | 11/11/11 | * | 30 | 2-6 | .333 | 0-2 | .000 | 4-4 | 1.000 | 0 | 5 | 5 | 5.0 | 3 | 1 | 1 | 0 | 1 | 8 | 8.0 | |
| KENNESAW STATE | 11/14/11 | * | 30 | 1-7 | .143 | 1-2 | .500 | 0-0 | .000 | 2 | 6 | 8 | 6.5 | 2 | 1 | 1 | 0 | 1 | 3 | 5.5 | |
| NICHOLLS STATE | 11/25/11 | * | 24 | 5-10 | .500 | 1-3 | .333 | 0-0 | .000 | 2 | 3 | 5 | 6.0 | 3 | 0 | 3 | 0 | 1 | 11 | 7.3 | |
| ARKANSAS-PINE BLUFF | 11/28/11 | * | 26 | 2-2 | 1.000 | 0-0 | .000 | 1-1 | 1.000 | 2 | 3 | 5 | 5.8 | 1 | 3 | 1 | 0 | 1 | 5 | 6.8 | |
| at Seton Hall | 12/2/11 | * | 15 | 0-0 | .000 | 0-0 | .000 | 0-0 | .000 | 0 | 0 | 0 | 4.6 | 1 | 0 | 2 | 0 | 0 | 0 | 5.4 | |
| SOUTH FLORIDA | 12/14/11 | * | 9 | 0-0 | .000 | 0-0 | .000 | 0-0 | .000 | 0 | 0 | 0 | 3.8 | 1 | 0 | 1 | 0 | 1 | 0 | 4.5 | |
| GEORGIA SOUTHERN | 12/30/11 | | 4 | 0-0 | .000 | 0-0 | .000 | 0-0 | .000 | 0 | 1 | 1 | 3.4 | 1 | 0 | 1 | 0 | 0 | 0 | 3.9 | |
| at Florida State | 01/04/12 | | 2 | 1-1 | 1.000 | 0-0 | .000 | 0-0 | .000 | 0 | 0 | 0 | 3.0 | 0 | 0 | 0 | 0 | 0 | 2 | 3.6 | |
| at Vanderbilt | 1/7/12 | | 15 | 1-4 | .250 | 0-0 | .000 | 1-2 | .500 | 2 | 5 | 7 | 3.4 | 1 | 0 | 1 | 0 | 1 | 3 | 3.6 | |
| OLE MISS | 01/14/12 | | 6 | 1-1 | 1.000 | 0-0 | .000 | 0-0 | .000 | 0 | 0 | 0 | 3.1 | 0 | 2 | 1 | 0 | 0 | 2 | 3.4 | |
| SOUTH CAROLINA | 01/21/12 | | 11 | 1-1 | 1.000 | 0-0 | .000 | 0-0 | .000 | 0 | 1 | 1 | 2.9 | 0 | 0 | 0 | 0 | 3 | 2 | 3.3 | |
| at Arkansas | 01-25-12 | | 22 | 3-4 | .750 | 0-0 | .000 | 0-1 | .000 | 1 | 2 | 3 | 2.9 | 1 | 0 | 1 | 0 | 0 | 6 | 3.5 | |
| at Tennessee | 01/28/12 | * | 18 | 0-2 | .000 | 0-1 | .000 | 0-0 | .000 | 0 | 3 | 3 | 2.9 | 2 | 3 | 1 | 1 | 0 | 0 | 3.2 | |
| GEORGIA | 02/01/12 | * | 27 | 0-5 | .000 | 0-0 | .000 | 3-4 | .750 | 3 | 4 | 7 | 3.2 | 0 | 1 | 0 | 0 | 2 | 3 | 3.2 | |
| at Mississippi State | 02-04-12 | * | 32 | 3-5 | .600 | 0-0 | .000 | 4-4 | 1.000 | 3 | 6 | 9 | 3.6 | 1 | 1 | 0 | 0 | 1 | 10 | 3.7 | |
| ALABAMA | 02/07/12 | * | 18 | 0-1 | .000 | 0-0 | .000 | 0-2 | .000 | 1 | 2 | 3 | 3.6 | 2 | 3 | 0 | 0 | 1 | 0 | 3.4 | |
| at Ole Miss | 02/11/12 | | 15 | 1-5 | .200 | 0-0 | .000 | 1-2 | .500 | 2 | 0 | 2 | 3.5 | 2 | 0 | 1 | 0 | 1 | 3 | 3.4 | |
| MISSISSIPPI STATE | 02/18/12 | | 16 | 1-3 | .333 | 1-2 | .500 | 3-4 | .750 | 2 | 4 | 6 | 3.6 | 0 | 0 | 0 | 0 | 0 | 6 | 3.6 | |
| at Florida | 2/21/12 | * | 31 | 3-8 | .375 | 1-2 | .500 | 0-0 | .000 | 2 | 6 | 8 | 3.8 | 1 | 0 | 2 | 0 | 0 | 7 | 3.7 | |
| ARKANSAS | 02/25/12 | * | 29 | 6-10 | .600 | 0-1 | .000 | 3-5 | .600 | 4 | 3 | 7 | 4.0 | 4 | 3 | 3 | 1 | 0 | 15 | 4.3 | |
| Totals | | | 12 | 380 | 31-75 | .413 | 4-13 | .308 | 20-29 | .690 | 26 | 54 | 80 | 4.0 | 26 | 18 | 20 | 2 | 14 | 86 | 4.3 |

Games played: 20
Minutes/game: 19.0
Points/game: 4.3
FG Pct: 41.3
3FG Pct: 30.8
FT Pct: 69.0

Rebounds/game: 4.0
Assists/game: 0.9
Turnovers/game: 1.0
Assist/turnover ratio: 0.9
Steals/game: 0.7
Blocks/game: 0.1

2011-12 Auburn Tigers Basketball
Auburn Individual Game-by-Game (as of Feb 29, 2012)
All games

#03 Denson, Chris

| Opponent | Date | gs | min | Total | | 3-Pointers | | Free throws | | Rebounds | | | | pf | a | t/o | blk | stl | pts | avg |
|----------------------|----------|----|-----|--------|------|------------|-------|-------------|-------|----------|-----|-----|-----|----|----|-----|-----|-----|-----|------|
| | | | | fg-fga | pct | 3fg-fga | pct | ft-fita | pct | off | def | tot | avg | | | | | | | |
| MCNEESE STATE | 11/11/11 | | 26 | 4-8 | .500 | 0-0 | .000 | 2-6 | .333 | 1 | 1 | 2 | 2.0 | 1 | 2 | 1 | 0 | 2 | 10 | 10.0 |
| KENNESAW STATE | 11/14/11 | | 25 | 3-6 | .500 | 1-2 | .500 | 1-3 | .333 | 2 | 1 | 3 | 2.5 | 2 | 5 | 3 | 0 | 0 | 8 | 9.0 |
| NICHOLLS STATE | 11/25/11 | | 23 | 4-9 | .444 | 0-1 | .000 | 2-2 | 1.000 | 2 | 1 | 3 | 2.7 | 2 | 2 | 1 | 1 | 0 | 10 | 9.3 |
| ARKANSAS-PINE BLUFF | 11/28/11 | | 23 | 6-10 | .600 | 3-4 | .750 | 2-2 | 1.000 | 0 | 1 | 1 | 2.3 | 2 | 3 | 2 | 0 | 0 | 17 | 11.3 |
| at Seton Hall | 12/2/11 | | 21 | 4-7 | .571 | 0-0 | .000 | 0-0 | .000 | 1 | 1 | 2 | 2.2 | 2 | 0 | 2 | 0 | 0 | 8 | 10.6 |
| SOUTH FLORIDA | 12/14/11 | * | 34 | 5-9 | .556 | 0-2 | .000 | 2-3 | .667 | 0 | 3 | 3 | 2.3 | 0 | 0 | 0 | 1 | 3 | 12 | 10.8 |
| NORTH FLORIDA | 12/17/11 | * | 32 | 3-5 | .600 | 0-0 | .000 | 8-11 | .727 | 0 | 2 | 2 | 2.3 | 2 | 0 | 4 | 0 | 2 | 14 | 11.3 |
| FLORIDA A&M | 12/19/11 | * | 31 | 3-8 | .375 | 0-2 | .000 | 6-7 | .857 | 0 | 1 | 1 | 2.1 | 1 | 0 | 2 | 0 | 1 | 12 | 11.4 |
| at Hawai'i | 12/22/11 | * | 32 | 3-7 | .429 | 1-5 | .200 | 2-2 | 1.000 | 1 | 0 | 1 | 2.0 | 1 | 0 | 2 | 0 | 0 | 9 | 11.1 |
| vs Long Beach State | 12/23/11 | | 5 | 0-1 | .000 | 0-0 | .000 | 0-0 | .000 | 0 | 0 | 0 | 1.8 | 1 | 0 | 1 | 0 | 0 | 0 | 10.0 |
| vs UTEP | 12/25/11 | | 19 | 2-4 | .500 | 2-3 | .667 | 3-4 | .750 | 2 | 1 | 3 | 1.9 | 4 | 0 | 0 | 0 | 0 | 9 | 9.9 |
| GEORGIA SOUTHERN | 12/30/11 | | 27 | 4-6 | .667 | 1-2 | .500 | 10-12 | .833 | 0 | 2 | 2 | 1.9 | 1 | 5 | 1 | 0 | 0 | 19 | 10.7 |
| BETHUNE-COOKMAN | 01/02/12 | | 20 | 5-10 | .500 | 0-1 | .000 | 0-1 | .000 | 0 | 2 | 2 | 1.9 | 0 | 1 | 0 | 0 | 1 | 10 | 10.6 |
| at Florida State | 01/04/12 | | 28 | 6-14 | .429 | 1-2 | .500 | 2-2 | 1.000 | 1 | 2 | 3 | 2.0 | 2 | 2 | 2 | 0 | 0 | 15 | 10.9 |
| at Vanderbilt | 1/7/12 | * | 28 | 3-10 | .300 | 1-2 | .500 | 0-1 | .000 | 1 | 2 | 3 | 2.1 | 0 | 1 | 0 | 0 | 1 | 7 | 10.7 |
| KENTUCKY | 01/11/12 | * | 33 | 5-11 | .455 | 0-1 | .000 | 2-4 | .500 | 3 | 1 | 4 | 2.2 | 4 | 1 | 1 | 0 | 0 | 12 | 10.8 |
| OLE MISS | 01/14/12 | * | 38 | 4-12 | .333 | 1-2 | .500 | 7-10 | .700 | 2 | 2 | 4 | 2.3 | 4 | 2 | 4 | 0 | 1 | 16 | 11.1 |
| at LSU | 01/17/12 | * | 24 | 0-5 | .000 | 0-1 | .000 | 0-0 | .000 | 2 | 0 | 2 | 2.3 | 1 | 2 | 2 | 1 | 1 | 0 | 10.4 |
| SOUTH CAROLINA | 01/21/12 | | 19 | 3-5 | .600 | 1-1 | 1.000 | 0-0 | .000 | 0 | 0 | 0 | 2.2 | 0 | 2 | 2 | 0 | 1 | 7 | 10.3 |
| at Arkansas | 01-25-12 | | 20 | 4-6 | .667 | 1-2 | .500 | 1-1 | 1.000 | 0 | 2 | 2 | 2.2 | 3 | 0 | 2 | 0 | 0 | 10 | 10.3 |
| at Tennessee | 01/28/12 | | 7 | 1-5 | .200 | 0-1 | .000 | 0-1 | .000 | 1 | 0 | 1 | 2.1 | 0 | 1 | 1 | 0 | 0 | 2 | 9.9 |
| GEORGIA | 02/01/12 | | 15 | 2-3 | .667 | 0-0 | .000 | 0-3 | .000 | 0 | 0 | 0 | 2.0 | 1 | 0 | 0 | 0 | 0 | 4 | 9.6 |
| at Mississippi State | 02-04-12 | | 9 | 1-2 | .500 | 0-1 | .000 | 1-2 | .500 | 0 | 0 | 0 | 1.9 | 1 | 0 | 0 | 0 | 0 | 3 | 9.3 |
| ALABAMA | 02/07/12 | | 20 | 1-4 | .250 | 0-0 | .000 | 2-4 | .500 | 0 | 1 | 1 | 1.9 | 0 | 0 | 1 | 0 | 0 | 4 | 9.1 |
| at Ole Miss | 02/11/12 | | 5 | 0-0 | .000 | 0-0 | .000 | 0-0 | .000 | 0 | 0 | 0 | 1.8 | 1 | 0 | 1 | 0 | 0 | 0 | 8.7 |
| MISSISSIPPI STATE | 02/18/12 | | 11 | 3-4 | .750 | 0-0 | .000 | 0-0 | .000 | 0 | 1 | 1 | 1.8 | 1 | 0 | 2 | 0 | 0 | 6 | 8.6 |
| at Florida | 2/21/12 | | 18 | 2-5 | .400 | 1-1 | 1.000 | 1-2 | .500 | 0 | 1 | 1 | 1.7 | 1 | 2 | 1 | 0 | 1 | 6 | 8.5 |
| at Alabama | 02/29/12 | | 19 | 4-5 | .800 | 0-1 | .000 | 1-6 | .167 | 0 | 1 | 1 | 1.7 | 2 | 1 | 0 | 0 | 0 | 9 | 8.5 |
| Totals | | 8 | 612 | 85-181 | .470 | 14-37 | .378 | 55-89 | .618 | 19 | 29 | 48 | 1.7 | 40 | 32 | 38 | 3 | 14 | 239 | 8.5 |

Games played: 28
Minutes/game: 21.9
Points/game: 8.5
FG Pct: 47.0
3FG Pct: 37.8
FT Pct: 61.8

Rebounds/game: 1.7
Assists/game: 1.1
Turnovers/game: 1.4
Assist/turnover ratio: 0.8
Steals/game: 0.5
Blocks/game: 0.1

2011-12 Auburn Tigers Basketball
Auburn Individual Game-by-Game (as of Feb 29, 2012)
All games

#04 McAfee, Cedrick

| Opponent | Date | gs | min | Total | | 3-Pointers | | Free throws | | Rebounds | | | | pf | a | t/o | blk | stl | pts | avg |
|---------------------|----------|----|-----|--------|------|------------|------|-------------|------|----------|-----|-----|-----|----|---|-----|-----|-----|-----|-----|
| | | | | fg-fga | pct | 3fg-fga | pct | ft-fa | pct | off | def | tot | avg | | | | | | | |
| FLORIDA A&M | 12/19/11 | | 5 | 0-2 | .000 | 0-1 | .000 | 0-0 | .000 | 1 | 0 | 1 | 1.0 | 0 | 0 | 0 | 0 | 0 | 0 | 0.0 |
| vs Long Beach State | 12/23/11 | | 12 | 0-3 | .000 | 0-1 | .000 | 0-0 | .000 | 0 | 0 | 0 | 0.5 | 1 | 0 | 1 | 0 | 0 | 0 | 0.0 |
| vs UTEP | 12/25/11 | | 2 | 0-1 | .000 | 0-1 | .000 | 0-0 | .000 | 0 | 0 | 0 | 0.3 | 1 | 0 | 0 | 0 | 0 | 0 | 0.0 |
| Totals | | 0 | 19 | 0-6 | .000 | 0-3 | .000 | 0-0 | .000 | 1 | 0 | 1 | 0.3 | 2 | 0 | 1 | 0 | 0 | 0 | 0.0 |

Games played: 3
Minutes/game: 6.3
FG Pct: 0.0
3FG Pct: 0.0

Rebounds/game: 0.3
Turnovers/game: 0.3

#11 Wallace, Josh

| Opponent | Date | gs | min | Total | | 3-Pointers | | Free throws | | Rebounds | | | | pf | a | t/o | blk | stl | pts | avg |
|----------------------|----------|----|-----|--------|-------|------------|-------|-------------|-------|----------|-----|-----|-----|----|----|-----|-----|-----|-----|-----|
| | | | | fg-fga | pct | 3fg-fga | pct | ft-fa | pct | off | def | tot | avg | | | | | | | |
| MCNEESE STATE | 11/11/11 | | 18 | 3-5 | .600 | 0-0 | .000 | 0-0 | .000 | 0 | 0 | 0 | 0.0 | 1 | 1 | 2 | 0 | 0 | 6 | 6.0 |
| KENNESAW STATE | 11/14/11 | | 20 | 0-0 | .000 | 0-0 | .000 | 2-4 | .500 | 0 | 1 | 1 | 0.5 | 0 | 4 | 0 | 0 | 0 | 2 | 4.0 |
| NICHOLLS STATE | 11/25/11 | | 23 | 4-7 | .571 | 1-1 | 1.000 | 1-1 | 1.000 | 0 | 2 | 2 | 1.0 | 1 | 3 | 1 | 0 | 2 | 10 | 6.0 |
| ARKANSAS-PINE BLUFF | 11/28/11 | | 19 | 2-5 | .400 | 0-1 | .000 | 0-3 | .000 | 1 | 1 | 2 | 1.3 | 0 | 1 | 0 | 0 | 2 | 4 | 5.5 |
| at Seton Hall | 12/2/11 | | 27 | 4-5 | .800 | 0-0 | .000 | 3-4 | .750 | 0 | 0 | 0 | 1.0 | 3 | 4 | 2 | 0 | 4 | 11 | 6.6 |
| SOUTH FLORIDA | 12/14/11 | * | 18 | 0-1 | .000 | 0-0 | .000 | 0-0 | .000 | 0 | 3 | 3 | 1.3 | 3 | 3 | 2 | 0 | 0 | 0 | 5.5 |
| NORTH FLORIDA | 12/17/11 | | 14 | 2-5 | .400 | 0-0 | .000 | 0-1 | .000 | 1 | 0 | 1 | 1.3 | 1 | 0 | 1 | 0 | 3 | 4 | 5.3 |
| FLORIDA A&M | 12/19/11 | | 13 | 1-2 | .500 | 0-1 | .000 | 0-1 | .000 | 0 | 0 | 0 | 1.1 | 0 | 1 | 1 | 0 | 0 | 2 | 4.9 |
| at Hawai'i | 12/22/11 | | 8 | 0-0 | .000 | 0-0 | .000 | 0-0 | .000 | 0 | 1 | 1 | 1.1 | 0 | 0 | 1 | 0 | 1 | 0 | 4.3 |
| vs Long Beach State | 12/23/11 | | 3 | 0-0 | .000 | 0-0 | .000 | 0-0 | .000 | 0 | 0 | 0 | 1.0 | 0 | 0 | 0 | 0 | 0 | 0 | 3.9 |
| vs UTEP | 12/25/11 | | 8 | 0-0 | .000 | 0-0 | .000 | 0-0 | .000 | 0 | 0 | 0 | 0.9 | 1 | 2 | 0 | 0 | 1 | 0 | 3.5 |
| GEORGIA SOUTHERN | 12/30/11 | | 7 | 0-0 | .000 | 0-0 | .000 | 0-0 | .000 | 0 | 0 | 0 | 0.8 | 1 | 1 | 0 | 0 | 0 | 0 | 3.3 |
| BETHUNE-COOKMAN | 01/02/12 | | 18 | 0-0 | .000 | 0-0 | .000 | 0-0 | .000 | 0 | 0 | 0 | 0.8 | 2 | 2 | 0 | 0 | 0 | 0 | 3.0 |
| at Florida State | 01/04/12 | | 16 | 1-4 | .250 | 0-0 | .000 | 1-2 | .500 | 0 | 1 | 1 | 0.8 | 0 | 3 | 0 | 0 | 1 | 3 | 3.0 |
| at Vanderbilt | 1/7/12 | | 19 | 2-4 | .500 | 0-0 | .000 | 0-1 | .000 | 0 | 0 | 0 | 0.7 | 2 | 0 | 3 | 2 | 1 | 4 | 3.1 |
| KENTUCKY | 01/11/12 | | 15 | 2-4 | .500 | 0-0 | .000 | 0-0 | .000 | 0 | 3 | 3 | 0.9 | 1 | 2 | 0 | 0 | 0 | 4 | 3.1 |
| OLE MISS | 01/14/12 | | 10 | 1-2 | .500 | 1-1 | 1.000 | 0-0 | .000 | 0 | 0 | 0 | 0.8 | 0 | 1 | 1 | 0 | 1 | 3 | 3.1 |
| at LSU | 01/17/12 | | 23 | 2-4 | .500 | 0-0 | .000 | 0-1 | .000 | 0 | 2 | 2 | 0.9 | 0 | 1 | 0 | 0 | 3 | 4 | 3.2 |
| SOUTH CAROLINA | 01/21/12 | * | 22 | 1-2 | .500 | 0-0 | .000 | 2-2 | 1.000 | 0 | 0 | 0 | 0.8 | 1 | 3 | 1 | 0 | 1 | 4 | 3.2 |
| at Arkansas | 01-25-12 | * | 33 | 1-4 | .250 | 0-0 | .000 | 4-4 | 1.000 | 2 | 4 | 6 | 1.1 | 1 | 6 | 4 | 0 | 0 | 6 | 3.4 |
| at Tennessee | 01/28/12 | * | 12 | 0-0 | .000 | 0-0 | .000 | 2-2 | 1.000 | 0 | 0 | 0 | 1.0 | 3 | 2 | 1 | 0 | 0 | 2 | 3.3 |
| GEORGIA | 02/01/12 | * | 11 | 2-3 | .667 | 0-0 | .000 | 0-0 | .000 | 0 | 2 | 2 | 1.1 | 0 | 0 | 1 | 0 | 0 | 4 | 3.3 |
| at Mississippi State | 02-04-12 | * | 12 | 1-3 | .333 | 0-1 | .000 | 0-0 | .000 | 0 | 1 | 1 | 1.1 | 1 | 1 | 0 | 0 | 1 | 2 | 3.3 |
| ALABAMA | 02/07/12 | * | 22 | 2-4 | .500 | 0-0 | .000 | 0-2 | .000 | 0 | 4 | 4 | 1.2 | 0 | 3 | 1 | 0 | 1 | 4 | 3.3 |
| at Ole Miss | 02/11/12 | * | 19 | 2-4 | .500 | 0-0 | .000 | 0-0 | .000 | 1 | 2 | 3 | 1.3 | 1 | 5 | 2 | 0 | 1 | 4 | 3.3 |
| MISSISSIPPI STATE | 02/18/12 | * | 15 | 1-1 | 1.000 | 0-0 | .000 | 0-0 | .000 | 0 | 0 | 0 | 1.2 | 0 | 1 | 0 | 0 | 0 | 2 | 3.3 |
| at Florida | 2/21/12 | * | 20 | 0-1 | .000 | 0-0 | .000 | 1-2 | .500 | 0 | 1 | 1 | 1.2 | 2 | 3 | 1 | 0 | 0 | 1 | 3.2 |
| ARKANSAS | 02/25/12 | * | 33 | 2-5 | .400 | 0-1 | .000 | 4-6 | .667 | 0 | 1 | 1 | 1.2 | 2 | 5 | 4 | 0 | 0 | 8 | 3.4 |
| at Alabama | 02/29/12 | * | 32 | 1-4 | .250 | 0-1 | .000 | 0-0 | .000 | 0 | 0 | 0 | 1.2 | 0 | 1 | 2 | 0 | 0 | 2 | 3.3 |
| Totals | | 12 | 510 | 37-79 | .468 | 2-7 | .286 | 20-36 | .556 | 5 | 29 | 34 | 1.2 | 27 | 59 | 31 | 2 | 23 | 96 | 3.3 |

Games played: 29
Minutes/game: 17.6
Points/game: 3.3
FG Pct: 46.8
3FG Pct: 28.6
FT Pct: 55.6

Rebounds/game: 1.2
Assists/game: 2.0
Turnovers/game: 1.1
Assist/turnover ratio: 1.9
Steals/game: 0.8
Blocks/game: 0.1

2011-12 Auburn Tigers Basketball
Auburn Individual Game-by-Game (as of Feb 29, 2012)
All games

#15 Neysmith, Tony

| Opponent | Date | gs | min | Total | | 3-Pointers | | Free throws | | Rebounds | | | | pf | a | t/o | blk | stl | pts | avg |
|---------------------|----------|----|-----|--------|-------|------------|------|-------------|------|----------|-----|-----|-----|----|---|-----|-----|-----|-----|-----|
| | | | | fg-fga | pct | 3fg-fga | pct | ft-fa | pct | off | def | tot | avg | | | | | | | |
| vs Long Beach State | 12/23/11 | | 11 | 0-3 | .000 | 0-0 | .000 | 0-0 | .000 | 0 | 2 | 2 | 2.0 | 0 | 0 | 0 | 0 | 1 | 0 | 0.0 |
| GEORGIA SOUTHERN | 12/30/11 | | 8 | 0-0 | .000 | 0-0 | .000 | 0-0 | .000 | 0 | 0 | 0 | 1.0 | 1 | 3 | 1 | 0 | 0 | 0 | 0.0 |
| at Arkansas | 01-25-12 | | 8 | 1-1 | 1.000 | 0-0 | .000 | 0-0 | .000 | 0 | 0 | 0 | 0.7 | 2 | 2 | 1 | 0 | 0 | 2 | 0.7 |
| at Tennessee | 01/28/12 | | 1 | 0-0 | .000 | 0-0 | .000 | 0-0 | .000 | 0 | 0 | 0 | 0.5 | 0 | 0 | 0 | 0 | 0 | 0 | 0.5 |
| ARKANSAS | 02/25/12 | | 12 | 0-0 | .000 | 0-0 | .000 | 0-0 | .000 | 0 | 0 | 0 | 0.4 | 2 | 3 | 0 | 0 | 0 | 0 | 0.4 |
| at Alabama | 02/29/12 | | 9 | 0-1 | .000 | 0-0 | .000 | 0-0 | .000 | 0 | 2 | 2 | 0.7 | 0 | 1 | 0 | 0 | 0 | 0 | 0.3 |
| Totals | | 0 | 49 | 1-5 | .200 | 0-0 | .000 | 0-0 | .000 | 0 | 4 | 4 | 0.7 | 5 | 9 | 2 | 0 | 1 | 2 | 0.3 |

Games played: 6
Minutes/game: 8.2
Points/game: 0.3
FG Pct: 20.0

Rebounds/game: 0.7
Assists/game: 1.5
Turnovers/game: 0.3
Assist/turnover ratio: 4.5
Steals/game: 0.2

#22 Gabriel, Kenny

| Opponent | Date | gs | min | Total | | 3-Pointers | | Free throws | | Rebounds | | | | pf | a | t/o | blk | stl | pts | avg |
|----------------------|----------|----|-----|---------|-------|------------|-------|-------------|-------|----------|-----|-----|-----|----|----|-----|-----|-----|-----|------|
| | | | | fg-fga | pct | 3fg-fga | pct | ft-fa | pct | off | def | tot | avg | | | | | | | |
| MCNEESE STATE | 11/11/11 | * | 21 | 6-6 | 1.000 | 1-1 | 1.000 | 0-0 | .000 | 2 | 5 | 7 | 7.0 | 4 | 1 | 1 | 1 | 0 | 13 | 13.0 |
| KENNESAW STATE | 11/14/11 | * | 18 | 4-7 | .571 | 0-1 | .000 | 1-2 | .500 | 4 | 3 | 7 | 7.0 | 4 | 0 | 2 | 1 | 2 | 9 | 11.0 |
| NICHOLLS STATE | 11/25/11 | * | 27 | 2-7 | .286 | 0-2 | .000 | 4-5 | .800 | 2 | 6 | 8 | 7.3 | 2 | 2 | 0 | 4 | 3 | 8 | 10.0 |
| ARKANSAS-PINE BLUFF | 11/28/11 | * | 30 | 6-15 | .400 | 2-4 | .500 | 2-3 | .667 | 1 | 7 | 8 | 7.5 | 2 | 0 | 5 | 5 | 1 | 16 | 11.5 |
| at Seton Hall | 12/2/11 | * | 34 | 4-10 | .400 | 1-5 | .200 | 2-4 | .500 | 0 | 6 | 6 | 7.2 | 3 | 0 | 2 | 2 | 1 | 11 | 11.4 |
| SOUTH FLORIDA | 12/14/11 | * | 25 | 2-7 | .286 | 1-2 | .500 | 2-2 | 1.000 | 1 | 7 | 8 | 7.3 | 4 | 1 | 1 | 2 | 3 | 7 | 10.7 |
| NORTH FLORIDA | 12/17/11 | * | 30 | 5-8 | .625 | 0-1 | .000 | 5-11 | .455 | 6 | 7 | 13 | 8.1 | 4 | 3 | 3 | 2 | 2 | 15 | 11.3 |
| FLORIDA A&M | 12/19/11 | * | 33 | 3-11 | .273 | 0-3 | .000 | 2-2 | 1.000 | 6 | 7 | 13 | 8.8 | 4 | 4 | 7 | 7 | 0 | 8 | 10.9 |
| at Hawai'i | 12/22/11 | * | 35 | 5-11 | .455 | 1-3 | .333 | 2-3 | .667 | 1 | 8 | 9 | 8.8 | 4 | 2 | 0 | 1 | 0 | 13 | 11.1 |
| vs Long Beach State | 12/23/11 | * | 22 | 2-11 | .182 | 1-6 | .167 | 2-2 | 1.000 | 0 | 2 | 2 | 8.1 | 4 | 0 | 0 | 0 | 1 | 7 | 10.7 |
| vs UTEP | 12/25/11 | * | 37 | 10-14 | .714 | 3-4 | .750 | 1-1 | 1.000 | 2 | 6 | 8 | 8.1 | 3 | 4 | 4 | 2 | 2 | 24 | 11.9 |
| GEORGIA SOUTHERN | 12/30/11 | * | 34 | 5-8 | .625 | 2-3 | .667 | 0-0 | .000 | 1 | 4 | 5 | 7.8 | 2 | 0 | 1 | 0 | 1 | 12 | 11.9 |
| BETHUNE-COOKMAN | 01/02/12 | * | 32 | 11-13 | .846 | 2-3 | .667 | 0-0 | .000 | 2 | 11 | 13 | 8.2 | 1 | 3 | 1 | 10 | 4 | 24 | 12.8 |
| at Florida State | 01/04/12 | * | 30 | 4-6 | .667 | 2-2 | 1.000 | 0-0 | .000 | 5 | 2 | 7 | 8.1 | 2 | 0 | 4 | 3 | 2 | 10 | 12.6 |
| at Vanderbilt | 1/7/12 | * | 24 | 1-7 | .143 | 0-2 | .000 | 0-0 | .000 | 0 | 3 | 3 | 7.8 | 2 | 0 | 1 | 1 | 0 | 2 | 11.9 |
| KENTUCKY | 01/11/12 | * | 26 | 3-6 | .500 | 0-3 | .000 | 0-0 | .000 | 3 | 2 | 5 | 7.6 | 4 | 2 | 2 | 3 | 0 | 6 | 11.6 |
| OLE MISS | 01/14/12 | * | 48 | 4-12 | .333 | 3-6 | .500 | 0-0 | .000 | 3 | 10 | 13 | 7.9 | 1 | 1 | 1 | 4 | 1 | 11 | 11.5 |
| at LSU | 01/17/12 | * | 40 | 3-14 | .214 | 0-8 | .000 | 0-0 | .000 | 4 | 6 | 10 | 8.1 | 5 | 1 | 3 | 1 | 1 | 6 | 11.2 |
| SOUTH CAROLINA | 01/21/12 | * | 32 | 7-15 | .467 | 1-3 | .333 | 1-4 | .250 | 2 | 5 | 7 | 8.0 | 2 | 1 | 0 | 4 | 0 | 16 | 11.5 |
| at Arkansas | 01-25-12 | * | 38 | 5-14 | .357 | 2-6 | .333 | 1-2 | .500 | 2 | 6 | 8 | 8.0 | 2 | 0 | 4 | 0 | 0 | 13 | 11.6 |
| at Tennessee | 01/28/12 | * | 34 | 5-11 | .455 | 3-6 | .500 | 0-0 | .000 | 0 | 5 | 5 | 7.9 | 4 | 0 | 1 | 1 | 1 | 13 | 11.6 |
| GEORGIA | 02/01/12 | * | 38 | 4-12 | .333 | 0-1 | .000 | 8-9 | .889 | 0 | 8 | 8 | 7.9 | 1 | 1 | 1 | 4 | 1 | 16 | 11.8 |
| at Mississippi State | 02-04-12 | * | 34 | 7-14 | .500 | 4-8 | .500 | 4-4 | 1.000 | 1 | 10 | 11 | 8.0 | 4 | 0 | 0 | 1 | 1 | 22 | 12.3 |
| ALABAMA | 02/07/12 | * | 38 | 3-8 | .375 | 2-7 | .286 | 0-2 | .000 | 1 | 2 | 3 | 7.8 | 0 | 0 | 3 | 2 | 1 | 8 | 12.1 |
| at Ole Miss | 02/11/12 | * | 37 | 6-11 | .545 | 2-6 | .333 | 1-2 | .500 | 2 | 5 | 7 | 7.8 | 3 | 0 | 3 | 1 | 0 | 15 | 12.2 |
| MISSISSIPPI STATE | 02/18/12 | * | 36 | 6-15 | .400 | 1-6 | .167 | 2-2 | 1.000 | 2 | 7 | 9 | 7.8 | 2 | 1 | 3 | 1 | 1 | 15 | 12.3 |
| at Florida | 2/21/12 | * | 20 | 3-9 | .333 | 2-4 | .500 | 0-0 | .000 | 1 | 2 | 3 | 7.6 | 1 | 1 | 2 | 2 | 1 | 8 | 12.1 |
| ARKANSAS | 02/25/12 | * | 38 | 6-10 | .600 | 2-6 | .333 | 0-2 | .000 | 1 | 4 | 5 | 7.5 | 4 | 2 | 3 | 3 | 2 | 14 | 12.2 |
| at Alabama | 02/29/12 | * | 35 | 4-13 | .308 | 0-5 | .000 | 2-3 | .667 | 0 | 11 | 11 | 7.7 | 3 | 0 | 3 | 0 | 0 | 10 | 12.1 |
| Totals | | 29 | 926 | 136-305 | .446 | 38-117 | .325 | 42-65 | .646 | 55 | 167 | 222 | 7.7 | 81 | 30 | 61 | 68 | 32 | 352 | 12.1 |

Games played: 29
Minutes/game: 31.9
Points/game: 12.1
FG Pct: 44.6
3FG Pct: 32.5
FT Pct: 64.6

Rebounds/game: 7.7
Assists/game: 1.0
Turnovers/game: 2.1
Assist/turnover ratio: 0.5
Steals/game: 1.1
Blocks/game: 2.3

2011-12 Auburn Tigers Basketball
Auburn Individual Game-by-Game (as of Feb 29, 2012)
All games

#23 Sullivan, Frankie

| Opponent | Date | gs | min | Total | | 3-Pointers | | Free throws | | Rebounds | | | | pf | a | t/o | blk | stl | pts | avg | |
|----------------------|----------|----|-----|--------|---------|------------|--------|-------------|-------|----------|-----|-----|-----|-----|----|-----|-----|-----|-----|------|------|
| | | | | fg-fga | pct | 3fg-fga | pct | ft-fa | pct | off | def | tot | avg | | | | | | | | |
| MCNEESE STATE | 11/11/11 | * | 29 | 3-12 | .250 | 2-8 | .250 | 0-0 | .000 | 1 | 4 | 5 | 5.0 | 2 | 3 | 1 | 0 | 3 | 8 | 8.0 | |
| KENNESAW STATE | 11/14/11 | * | 33 | 6-11 | .545 | 5-9 | .556 | 5-7 | .714 | 1 | 4 | 5 | 5.0 | 1 | 2 | 3 | 0 | 2 | 22 | 15.0 | |
| NICHOLLS STATE | 11/25/11 | * | 30 | 5-12 | .417 | 2-9 | .222 | 1-2 | .500 | 0 | 6 | 6 | 5.3 | 3 | 3 | 0 | 1 | 3 | 13 | 14.3 | |
| ARKANSAS-PINE BLUFF | 11/28/11 | * | 32 | 4-5 | .800 | 3-3 | 1.000 | 3-5 | .600 | 1 | 2 | 3 | 4.8 | 3 | 2 | 2 | 0 | 1 | 14 | 14.3 | |
| at Seton Hall | 12/2/11 | * | 36 | 3-15 | .200 | 0-7 | .000 | 1-2 | .500 | 1 | 5 | 6 | 5.0 | 2 | 3 | 1 | 0 | 0 | 7 | 12.8 | |
| SOUTH FLORIDA | 12/14/11 | | 27 | 4-8 | .500 | 1-4 | .250 | 3-4 | .750 | 3 | 1 | 4 | 4.8 | 2 | 1 | 0 | 0 | 0 | 12 | 12.7 | |
| NORTH FLORIDA | 12/17/11 | * | 37 | 4-6 | .667 | 2-4 | .500 | 3-3 | 1.000 | 1 | 1 | 2 | 4.4 | 4 | 5 | 1 | 1 | 0 | 13 | 12.7 | |
| FLORIDA A&M | 12/19/11 | * | 35 | 5-9 | .556 | 3-6 | .500 | 3-5 | .600 | 1 | 8 | 9 | 5.0 | 3 | 3 | 1 | 1 | 2 | 16 | 13.1 | |
| at Hawai'i | 12/22/11 | * | 34 | 6-12 | .500 | 3-7 | .429 | 2-4 | .500 | 0 | 7 | 7 | 5.2 | 3 | 6 | 2 | 1 | 2 | 17 | 13.6 | |
| vs Long Beach State | 12/23/11 | * | 34 | 8-16 | .500 | 6-9 | .667 | 0-0 | .000 | 1 | 5 | 6 | 5.3 | 1 | 0 | 1 | 0 | 3 | 22 | 14.4 | |
| vs UTEP | 12/25/11 | * | 31 | 2-5 | .400 | 1-4 | .250 | 2-2 | 1.000 | 0 | 2 | 2 | 5.0 | 5 | 1 | 2 | 0 | 0 | 7 | 13.7 | |
| GEORGIA SOUTHERN | 12/30/11 | * | 24 | 0-6 | .000 | 0-1 | .000 | 2-4 | .500 | 3 | 1 | 4 | 4.9 | 4 | 3 | 1 | 0 | 0 | 2 | 12.8 | |
| BETHUNE-COOKMAN | 01/02/12 | * | 25 | 3-4 | .750 | 1-1 | 1.000 | 2-3 | .667 | 0 | 5 | 5 | 4.9 | 2 | 3 | 4 | 0 | 2 | 9 | 12.5 | |
| at Florida State | 01/04/12 | * | 26 | 3-16 | .188 | 1-7 | .143 | 2-3 | .667 | 0 | 2 | 2 | 4.7 | 3 | 2 | 1 | 0 | 0 | 9 | 12.2 | |
| at Vanderbilt | 1/7/12 | * | 20 | 1-4 | .250 | 0-2 | .000 | 0-0 | .000 | 1 | 2 | 3 | 4.6 | 2 | 1 | 1 | 0 | 0 | 2 | 11.5 | |
| KENTUCKY | 01/11/12 | | 28 | 1-4 | .250 | 1-3 | .333 | 2-2 | 1.000 | 0 | 2 | 2 | 4.4 | 3 | 2 | 3 | 0 | 1 | 5 | 11.1 | |
| OLE MISS | 01/14/12 | | 33 | 6-9 | .667 | 2-5 | .400 | 5-9 | .556 | 0 | 3 | 3 | 4.4 | 2 | 4 | 1 | 0 | 4 | 19 | 11.6 | |
| at LSU | 01/17/12 | | 38 | 5-13 | .385 | 5-12 | .417 | 4-5 | .800 | 0 | 4 | 4 | 4.3 | 1 | 3 | 1 | 0 | 0 | 19 | 12.0 | |
| SOUTH CAROLINA | 01/21/12 | * | 33 | 6-15 | .400 | 4-11 | .364 | 6-6 | 1.000 | 2 | 2 | 4 | 4.3 | 0 | 2 | 3 | 0 | 0 | 22 | 12.5 | |
| at Arkansas | 01-25-12 | * | 31 | 4-12 | .333 | 2-8 | .250 | 0-0 | .000 | 2 | 2 | 4 | 4.3 | 2 | 2 | 2 | 0 | 2 | 10 | 12.4 | |
| at Tennessee | 01/28/12 | * | 35 | 2-12 | .167 | 1-4 | .250 | 0-0 | .000 | 0 | 5 | 5 | 4.3 | 4 | 1 | 2 | 0 | 1 | 5 | 12.0 | |
| GEORGIA | 02/01/12 | * | 31 | 3-12 | .250 | 1-7 | .143 | 2-2 | 1.000 | 0 | 5 | 5 | 4.4 | 1 | 3 | 2 | 1 | 1 | 9 | 11.9 | |
| at Mississippi State | 02-04-12 | * | 32 | 4-8 | .500 | 1-4 | .250 | 7-10 | .700 | 0 | 1 | 1 | 4.2 | 0 | 3 | 1 | 0 | 0 | 16 | 12.1 | |
| ALABAMA | 02/07/12 | * | 36 | 6-12 | .500 | 2-6 | .333 | 7-11 | .636 | 1 | 2 | 3 | 4.2 | 2 | 1 | 2 | 0 | 3 | 21 | 12.5 | |
| at Ole Miss | 02/11/12 | * | 34 | 4-13 | .308 | 1-5 | .200 | 1-2 | .500 | 1 | 1 | 2 | 4.1 | 3 | 1 | 3 | 0 | 2 | 10 | 12.4 | |
| MISSISSIPPI STATE | 02/18/12 | * | 33 | 6-14 | .429 | 2-6 | .333 | 2-3 | .667 | 1 | 3 | 4 | 4.1 | 3 | 1 | 0 | 0 | 1 | 16 | 12.5 | |
| at Florida | 2/21/12 | * | 31 | 2-10 | .200 | 2-6 | .333 | 0-0 | .000 | 0 | 1 | 1 | 4.0 | 2 | 1 | 0 | 0 | 1 | 6 | 12.3 | |
| ARKANSAS | 02/25/12 | * | 38 | 5-13 | .385 | 3-9 | .333 | 2-4 | .500 | 0 | 2 | 2 | 3.9 | 2 | 4 | 1 | 1 | 3 | 15 | 12.4 | |
| at Alabama | 02/29/12 | * | 33 | 4-14 | .286 | 1-8 | .125 | 0-0 | .000 | 0 | 4 | 4 | 3.9 | 4 | 2 | 2 | 0 | 3 | 9 | 12.2 | |
| Totals | | | 25 | 919 | 115-302 | .381 | 58-175 | .331 | 67-98 | .684 | 21 | 92 | 113 | 3.9 | 69 | 68 | 44 | 6 | 40 | 355 | 12.2 |

Games played: 29
Minutes/game: 31.7
Points/game: 12.2
FG Pct: 38.1
3FG Pct: 33.1
FT Pct: 68.4

Rebounds/game: 3.9
Assists/game: 2.3
Turnovers/game: 1.5
Assist/turnover ratio: 1.5
Steals/game: 1.4
Blocks/game: 0.2

2011-12 Auburn Tigers Basketball
Auburn Individual Game-by-Game (as of Feb 29, 2012)
All games

#24 Rice, T.J.

| Opponent | Date | gs | min | Total | | 3-Pointers | | Free throws | | Rebounds | | | | pf | a | t/o | blk | stl | pts | avg |
|-----------------|----------|----|-----|--------|------|------------|------|-------------|------|----------|-----|-----|-----|----|---|-----|-----|-----|-----|-----|
| | | | | fg-fga | pct | 3fg-fga | pct | ft-fa | pct | off | def | tot | avg | | | | | | | |
| MCNEESE STATE | 11/11/11 | | 2 | 0-0 | .000 | 0-0 | .000 | 0-0 | .000 | 0 | 0 | 0 | 0.0 | 0 | 0 | 0 | 0 | 0 | 0 | 0.0 |
| BETHUNE-COOKMAN | 01/02/12 | | 2 | 0-1 | .000 | 0-0 | .000 | 0-0 | .000 | 0 | 1 | 1 | 0.5 | 0 | 0 | 0 | 0 | 1 | 0 | 0.0 |
| Totals | | 0 | 4 | 0-1 | .000 | 0-0 | .000 | 0-0 | .000 | 0 | 1 | 1 | 0.5 | 0 | 0 | 0 | 0 | 1 | 0 | 0.0 |

Games played: 2
Minutes/game: 2.0
FG Pct: 0.0

Rebounds/game: 0.5
Steals/game: 0.5

#32 Johnson, Noel

| Opponent | Date | gs | min | Total | | 3-Pointers | | Free throws | | Rebounds | | | | pf | a | t/o | blk | stl | pts | avg |
|----------------------|----------|----|-----|--------|------|------------|------|-------------|------|----------|-----|-----|-----|----|---|-----|-----|-----|-----|-----|
| | | | | fg-fga | pct | 3fg-fga | pct | ft-fa | pct | off | def | tot | avg | | | | | | | |
| vs Long Beach State | 12/23/11 | | 16 | 1-4 | .250 | 0-2 | .000 | 0-0 | .000 | 1 | 4 | 5 | 5.0 | 1 | 1 | 1 | 0 | 1 | 2 | 2.0 |
| vs UTEP | 12/25/11 | | 10 | 0-6 | .000 | 0-3 | .000 | 0-0 | .000 | 1 | 2 | 3 | 4.0 | 1 | 1 | 1 | 0 | 0 | 0 | 1.0 |
| GEORGIA SOUTHERN | 12/30/11 | | 4 | 0-1 | .000 | 0-1 | .000 | 0-0 | .000 | 0 | 0 | 0 | 2.7 | 0 | 1 | 0 | 0 | 0 | 0 | 0.7 |
| BETHUNE-COOKMAN | 01/02/12 | * | 23 | 3-9 | .333 | 0-3 | .000 | 0-1 | .000 | 3 | 5 | 8 | 4.0 | 0 | 1 | 2 | 0 | 1 | 6 | 2.0 |
| at Florida State | 01/04/12 | * | 17 | 0-4 | .000 | 0-2 | .000 | 0-0 | .000 | 1 | 0 | 1 | 3.4 | 0 | 1 | 3 | 0 | 0 | 0 | 1.6 |
| at Vanderbilt | 1/7/12 | | 7 | 0-2 | .000 | 0-2 | .000 | 0-0 | .000 | 0 | 0 | 0 | 2.8 | 0 | 0 | 1 | 0 | 0 | 0 | 1.3 |
| KENTUCKY | 01/11/12 | | 5 | 0-1 | .000 | 0-1 | .000 | 0-0 | .000 | 0 | 0 | 0 | 2.4 | 1 | 0 | 0 | 0 | 0 | 0 | 1.1 |
| OLE MISS | 01/14/12 | | 4 | 0-1 | .000 | 0-0 | .000 | 0-0 | .000 | 1 | 0 | 1 | 2.3 | 0 | 0 | 0 | 0 | 0 | 0 | 1.0 |
| at Tennessee | 01/28/12 | | 17 | 1-4 | .250 | 1-3 | .333 | 0-0 | .000 | 1 | 1 | 2 | 2.2 | 2 | 0 | 0 | 0 | 2 | 3 | 1.2 |
| GEORGIA | 02/01/12 | | 6 | 0-1 | .000 | 0-1 | .000 | 0-0 | .000 | 0 | 0 | 0 | 2.0 | 1 | 0 | 0 | 0 | 0 | 0 | 1.1 |
| at Mississippi State | 02-04-12 | | 8 | 0-2 | .000 | 0-1 | .000 | 0-0 | .000 | 0 | 0 | 0 | 1.8 | 3 | 0 | 0 | 0 | 0 | 0 | 1.0 |
| ALABAMA | 02/07/12 | | 7 | 0-0 | .000 | 0-0 | .000 | 0-0 | .000 | 1 | 1 | 2 | 1.8 | 1 | 0 | 0 | 0 | 0 | 0 | 0.9 |
| at Ole Miss | 02/11/12 | | 18 | 2-5 | .400 | 2-3 | .667 | 0-0 | .000 | 0 | 3 | 3 | 1.9 | 1 | 2 | 0 | 0 | 0 | 6 | 1.3 |
| MISSISSIPPI STATE | 02/18/12 | | 16 | 0-1 | .000 | 0-0 | .000 | 0-0 | .000 | 0 | 1 | 1 | 1.9 | 1 | 0 | 0 | 0 | 0 | 0 | 1.2 |
| at Florida | 2/21/12 | | 6 | 1-2 | .500 | 0-1 | .000 | 0-0 | .000 | 0 | 0 | 0 | 1.7 | 0 | 0 | 0 | 0 | 0 | 2 | 1.3 |
| ARKANSAS | 02/25/12 | | 10 | 2-4 | .500 | 1-3 | .333 | 0-0 | .000 | 0 | 0 | 0 | 1.6 | 1 | 0 | 0 | 0 | 0 | 5 | 1.5 |
| at Alabama | 02/29/12 | * | 27 | 3-6 | .500 | 3-6 | .500 | 0-0 | .000 | 0 | 2 | 2 | 1.6 | 2 | 0 | 3 | 2 | 0 | 9 | 1.9 |
| Totals | | 3 | 201 | 13-53 | .245 | 7-32 | .219 | 0-1 | .000 | 9 | 19 | 28 | 1.6 | 15 | 7 | 11 | 2 | 4 | 33 | 1.9 |

Games played: 17
Minutes/game: 11.8
Points/game: 1.9
FG Pct: 24.5
3FG Pct: 21.9
FT Pct: 0.0

Rebounds/game: 1.6
Assists/game: 0.4
Turnovers/game: 0.6
Assist/turnover ratio: 0.6
Steals/game: 0.2
Blocks/game: 0.1

2011-12 Auburn Tigers Basketball
Auburn Individual Game-by-Game (as of Feb 29, 2012)
All games

#41 Chubb, Rob

| Opponent | Date | gs | min | Total | | 3-Pointers | | Free throws | | Rebounds | | | | pf | a | t/o | blk | stl | pts | avg | |
|----------------------|----------|----|-----|--------|--------|------------|------|-------------|-------|----------|-----|-----|-----|-----|----|-----|-----|-----|-----|------|-----|
| | | | | fg-fga | pct | 3fg-fga | pct | ft-fita | pct | off | def | tot | avg | | | | | | | | |
| MCNEESE STATE | 11/11/11 | * | 24 | 9-12 | .750 | 0-0 | .000 | 3-3 | 1.000 | 4 | 3 | 7 | 7.0 | 2 | 3 | 2 | 0 | 2 | 21 | 21.0 | |
| KENNESAW STATE | 11/14/11 | * | 24 | 5-12 | .417 | 0-0 | .000 | 3-6 | .500 | 2 | 5 | 7 | 7.0 | 3 | 1 | 2 | 2 | 0 | 13 | 17.0 | |
| NICHOLLS STATE | 11/25/11 | * | 21 | 2-6 | .333 | 0-0 | .000 | 1-1 | 1.000 | 1 | 0 | 1 | 5.0 | 3 | 2 | 2 | 5 | 0 | 5 | 13.0 | |
| ARKANSAS-PINE BLUFF | 11/28/11 | * | 17 | 2-5 | .400 | 0-0 | .000 | 0-0 | .000 | 0 | 1 | 1 | 4.0 | 3 | 0 | 4 | 2 | 0 | 4 | 10.8 | |
| at Seton Hall | 12/2/11 | * | 28 | 6-8 | .750 | 0-0 | .000 | 0-0 | .000 | 1 | 5 | 6 | 4.4 | 3 | 0 | 2 | 1 | 0 | 12 | 11.0 | |
| SOUTH FLORIDA | 12/14/11 | * | 24 | 3-5 | .600 | 0-0 | .000 | 0-0 | .000 | 1 | 5 | 6 | 4.7 | 3 | 4 | 5 | 0 | 0 | 6 | 10.2 | |
| NORTH FLORIDA | 12/17/11 | * | 23 | 4-12 | .333 | 0-0 | .000 | 1-2 | .500 | 3 | 9 | 12 | 5.7 | 4 | 2 | 2 | 2 | 0 | 9 | 10.0 | |
| FLORIDA A&M | 12/19/11 | * | 25 | 6-11 | .545 | 0-0 | .000 | 9-10 | .900 | 0 | 4 | 4 | 5.5 | 4 | 1 | 2 | 1 | 0 | 21 | 11.4 | |
| at Hawai'i | 12/22/11 | * | 23 | 7-13 | .538 | 0-1 | .000 | 0-0 | .000 | 2 | 0 | 2 | 5.1 | 4 | 0 | 1 | 0 | 1 | 14 | 11.7 | |
| vs Long Beach State | 12/23/11 | * | 14 | 1-8 | .125 | 0-0 | .000 | 2-2 | 1.000 | 0 | 1 | 1 | 4.7 | 5 | 1 | 2 | 1 | 0 | 4 | 10.9 | |
| vs UTEP | 12/25/11 | * | 28 | 0-6 | .000 | 0-0 | .000 | 0-0 | .000 | 1 | 2 | 3 | 4.5 | 2 | 0 | 2 | 0 | 2 | 0 | 9.9 | |
| GEORGIA SOUTHERN | 12/30/11 | * | 31 | 8-12 | .667 | 0-0 | .000 | 5-6 | .833 | 2 | 1 | 3 | 4.4 | 1 | 1 | 0 | 2 | 0 | 21 | 10.8 | |
| BETHUNE-COOKMAN | 01/02/12 | * | 22 | 4-8 | .500 | 0-0 | .000 | 0-0 | .000 | 1 | 4 | 5 | 4.5 | 2 | 0 | 2 | 0 | 0 | 8 | 10.6 | |
| at Florida State | 01/04/12 | * | 17 | 3-5 | .600 | 0-0 | .000 | 0-0 | .000 | 1 | 1 | 2 | 4.3 | 5 | 0 | 0 | 1 | 0 | 6 | 10.3 | |
| at Vanderbilt | 1/7/12 | * | 25 | 1-10 | .100 | 0-0 | .000 | 0-0 | .000 | 3 | 3 | 6 | 4.4 | 4 | 2 | 1 | 1 | 1 | 2 | 9.7 | |
| KENTUCKY | 01/11/12 | * | 35 | 5-10 | .500 | 0-0 | .000 | 4-4 | 1.000 | 3 | 5 | 8 | 4.6 | 2 | 1 | 4 | 1 | 0 | 14 | 10.0 | |
| OLE MISS | 01/14/12 | * | 24 | 3-4 | .750 | 0-0 | .000 | 2-2 | 1.000 | 0 | 0 | 0 | 4.4 | 5 | 1 | 4 | 0 | 0 | 8 | 9.9 | |
| at LSU | 01/17/12 | * | 37 | 7-14 | .500 | 0-0 | .000 | 1-5 | .200 | 5 | 7 | 12 | 4.8 | 3 | 0 | 5 | 1 | 0 | 15 | 10.2 | |
| SOUTH CAROLINA | 01/21/12 | * | 28 | 0-2 | .000 | 0-0 | .000 | 1-2 | .500 | 4 | 3 | 7 | 4.9 | 2 | 3 | 2 | 0 | 0 | 1 | 9.7 | |
| at Arkansas | 01-25-12 | * | 24 | 0-5 | .000 | 0-0 | .000 | 0-0 | .000 | 2 | 6 | 8 | 5.1 | 4 | 0 | 3 | 0 | 0 | 0 | 9.2 | |
| at Tennessee | 01/28/12 | * | 35 | 4-9 | .444 | 0-0 | .000 | 2-4 | .500 | 2 | 3 | 5 | 5.0 | 2 | 0 | 4 | 0 | 2 | 10 | 9.2 | |
| GEORGIA | 02/01/12 | * | 18 | 1-1 | 1.000 | 0-0 | .000 | 0-0 | .000 | 1 | 3 | 4 | 5.0 | 5 | 1 | 3 | 1 | 0 | 2 | 8.9 | |
| at Mississippi State | 02-04-12 | * | 29 | 4-12 | .333 | 0-0 | .000 | 0-2 | .000 | 2 | 4 | 6 | 5.0 | 3 | 0 | 1 | 0 | 0 | 8 | 8.9 | |
| ALABAMA | 02/07/12 | * | 22 | 4-6 | .667 | 0-0 | .000 | 0-0 | .000 | 0 | 3 | 3 | 5.0 | 4 | 0 | 4 | 2 | 2 | 8 | 8.8 | |
| at Ole Miss | 02/11/12 | * | 34 | 3-5 | .600 | 0-0 | .000 | 2-2 | 1.000 | 3 | 4 | 7 | 5.0 | 5 | 0 | 2 | 1 | 0 | 8 | 8.8 | |
| MISSISSIPPI STATE | 02/18/12 | * | 17 | 1-4 | .250 | 0-0 | .000 | 2-3 | .667 | 2 | 5 | 7 | 5.1 | 3 | 1 | 2 | 0 | 0 | 4 | 8.6 | |
| at Florida | 2/21/12 | * | 23 | 0-3 | .000 | 0-0 | .000 | 0-0 | .000 | 1 | 0 | 1 | 5.0 | 4 | 0 | 0 | 0 | 0 | 0 | 8.3 | |
| ARKANSAS | 02/25/12 | * | 29 | 4-10 | .400 | 0-0 | .000 | 3-5 | .600 | 4 | 3 | 7 | 5.0 | 2 | 1 | 1 | 1 | 1 | 11 | 8.4 | |
| at Alabama | 02/29/12 | * | 22 | 1-2 | .500 | 0-0 | .000 | 2-3 | .667 | 2 | 3 | 5 | 5.0 | 3 | 2 | 0 | 2 | 0 | 4 | 8.2 | |
| Totals | | | 29 | 723 | 98-220 | .445 | 0-1 | .000 | 43-62 | .694 | 53 | 93 | 146 | 5.0 | 95 | 27 | 64 | 27 | 11 | 239 | 8.2 |

Games played: 29
Minutes/game: 24.9
Points/game: 8.2
FG Pct: 44.5
3FG Pct: 0.0
FT Pct: 69.4

Rebounds/game: 5.0
Assists/game: 0.9
Turnovers/game: 2.2
Assist/turnover ratio: 0.4
Steals/game: 0.4
Blocks/game: 0.9

2011-12 Auburn Tigers Basketball
Auburn Individual Game-by-Game (as of Feb 29, 2012)
All games

#44 Spencer, Dylan

| Opponent | Date | gs | min | Total | | 3-Pointers | | Free throws | | Rebounds | | | | pf | a | t/o | blk | stl | pts | avg |
|-----------------|----------|----|-----|--------|------|------------|------|-------------|------|----------|-----|-----|-----|----|---|-----|-----|-----|-----|-----|
| | | | | fg-fga | pct | 3fg-fga | pct | ft-fa | pct | off | def | tot | avg | | | | | | | |
| MCNEESE STATE | 11/11/11 | | 3 | 0-1 | .000 | 0-1 | .000 | 0-2 | .000 | 0 | 1 | 1 | 1.0 | 2 | 0 | 1 | 0 | 0 | 0 | 0.0 |
| BETHUNE-COOKMAN | 01/02/12 | | 2 | 0-0 | .000 | 0-0 | .000 | 0-0 | .000 | 0 | 0 | 0 | 0.5 | 1 | 0 | 1 | 0 | 0 | 0 | 0.0 |
| Totals | | 0 | 5 | 0-1 | .000 | 0-1 | .000 | 0-2 | .000 | 0 | 1 | 1 | 0.5 | 3 | 0 | 2 | 0 | 0 | 0 | 0.0 |

Games played: 2
Minutes/game: 2.5
FG Pct: 0.0
3FG Pct: 0.0
FT Pct: 0.0

Rebounds/game: 0.5
Turnovers/game: 1.0

#45 Forbes, Adrian

| Opponent | Date | gs | min | Total | | 3-Pointers | | Free throws | | Rebounds | | | | pf | a | t/o | blk | stl | pts | avg |
|----------------------|----------|----|-----|--------|-------|------------|------|-------------|-------|----------|-----|-----|-----|----|---|-----|-----|-----|-----|-----|
| | | | | fg-fga | pct | 3fg-fga | pct | ft-fa | pct | off | def | tot | avg | | | | | | | |
| MCNEESE STATE | 11/11/11 | | 12 | 1-1 | 1.000 | 0-0 | .000 | 0-0 | .000 | 1 | 2 | 3 | 3.0 | 3 | 0 | 2 | 0 | 1 | 2 | 2.0 |
| KENNESAW STATE | 11/14/11 | | 8 | 0-0 | .000 | 0-0 | .000 | 0-0 | .000 | 1 | 2 | 3 | 3.0 | 1 | 0 | 2 | 2 | 0 | 0 | 1.0 |
| at Seton Hall | 12/2/11 | | 1 | 0-0 | .000 | 0-0 | .000 | 0-0 | .000 | 0 | 0 | 0 | 2.0 | 0 | 0 | 0 | 0 | 0 | 0 | 0.7 |
| SOUTH FLORIDA | 12/14/11 | | 16 | 1-1 | 1.000 | 0-0 | .000 | 2-2 | 1.000 | 0 | 3 | 3 | 2.3 | 0 | 0 | 0 | 0 | 0 | 4 | 1.5 |
| NORTH FLORIDA | 12/17/11 | | 13 | 1-1 | 1.000 | 0-0 | .000 | 3-4 | .750 | 1 | 1 | 2 | 2.2 | 3 | 0 | 1 | 0 | 0 | 5 | 2.2 |
| FLORIDA A&M | 12/19/11 | | 13 | 2-3 | .667 | 0-0 | .000 | 0-0 | .000 | 3 | 2 | 5 | 2.7 | 1 | 0 | 1 | 0 | 0 | 4 | 2.5 |
| at Hawai i | 12/22/11 | | 9 | 0-0 | .000 | 0-0 | .000 | 0-0 | .000 | 1 | 1 | 2 | 2.6 | 4 | 1 | 0 | 0 | 1 | 0 | 2.1 |
| vs Long Beach State | 12/23/11 | | 18 | 1-2 | .500 | 0-0 | .000 | 0-0 | .000 | 2 | 1 | 3 | 2.6 | 4 | 0 | 1 | 0 | 0 | 2 | 2.1 |
| vs UTEP | 12/25/11 | | 5 | 0-0 | .000 | 0-0 | .000 | 0-0 | .000 | 0 | 0 | 0 | 2.3 | 0 | 0 | 0 | 2 | 0 | 0 | 1.9 |
| GEORGIA SOUTHERN | 12/30/11 | | 4 | 0-0 | .000 | 0-0 | .000 | 0-0 | .000 | 0 | 0 | 0 | 2.1 | 0 | 0 | 0 | 0 | 0 | 0 | 1.7 |
| BETHUNE-COOKMAN | 01/02/12 | | 4 | 0-1 | .000 | 0-0 | .000 | 0-0 | .000 | 1 | 0 | 1 | 2.0 | 0 | 0 | 0 | 0 | 0 | 0 | 1.5 |
| at Florida State | 01/04/12 | | 16 | 1-1 | 1.000 | 0-0 | .000 | 1-2 | .500 | 1 | 1 | 2 | 2.0 | 1 | 0 | 1 | 0 | 0 | 3 | 1.7 |
| at Vanderbilt | 1/7/12 | | 13 | 1-2 | .500 | 0-0 | .000 | 0-1 | .000 | 2 | 1 | 3 | 2.1 | 2 | 0 | 0 | 1 | 0 | 2 | 1.7 |
| KENTUCKY | 01/11/12 | | 20 | 1-1 | 1.000 | 0-0 | .000 | 0-0 | .000 | 2 | 3 | 5 | 2.3 | 0 | 0 | 0 | 0 | 1 | 2 | 1.7 |
| OLE MISS | 01/14/12 | * | 28 | 0-2 | .000 | 0-0 | .000 | 0-0 | .000 | 4 | 3 | 7 | 2.6 | 3 | 0 | 0 | 1 | 0 | 0 | 1.6 |
| at LSU | 01/17/12 | * | 14 | 1-2 | .500 | 0-0 | .000 | 0-0 | .000 | 0 | 1 | 1 | 2.5 | 3 | 0 | 1 | 0 | 1 | 2 | 1.6 |
| SOUTH CAROLINA | 01/21/12 | | 11 | 1-2 | .500 | 0-0 | .000 | 1-2 | .500 | 2 | 2 | 4 | 2.6 | 3 | 0 | 2 | 1 | 0 | 3 | 1.7 |
| at Arkansas | 01-25-12 | | 16 | 2-4 | .500 | 0-0 | .000 | 0-0 | .000 | 3 | 2 | 5 | 2.7 | 2 | 0 | 1 | 2 | 0 | 4 | 1.8 |
| at Tennessee | 01/28/12 | | 13 | 1-4 | .250 | 0-0 | .000 | 0-0 | .000 | 0 | 2 | 2 | 2.7 | 2 | 0 | 2 | 1 | 2 | 2 | 1.8 |
| GEORGIA | 02/01/12 | | 24 | 2-3 | .667 | 0-0 | .000 | 0-1 | .000 | 2 | 1 | 3 | 2.7 | 3 | 0 | 1 | 0 | 0 | 4 | 2.0 |
| at Mississippi State | 02-04-12 | | 12 | 1-1 | 1.000 | 0-0 | .000 | 1-2 | .500 | 0 | 2 | 2 | 2.7 | 5 | 0 | 0 | 0 | 0 | 3 | 2.0 |
| ALABAMA | 02/07/12 | | 20 | 0-1 | .000 | 0-0 | .000 | 2-3 | .667 | 2 | 4 | 6 | 2.8 | 2 | 0 | 2 | 2 | 0 | 2 | 2.0 |
| at Ole Miss | 02/11/12 | * | 11 | 0-1 | .000 | 0-0 | .000 | 0-0 | .000 | 0 | 1 | 1 | 2.7 | 3 | 0 | 0 | 0 | 0 | 0 | 1.9 |
| MISSISSIPPI STATE | 02/18/12 | * | 25 | 3-4 | .750 | 0-0 | .000 | 0-0 | .000 | 1 | 3 | 4 | 2.8 | 4 | 0 | 2 | 0 | 0 | 6 | 2.1 |
| at Florida | 2/21/12 | | 27 | 5-9 | .556 | 0-0 | .000 | 1-2 | .500 | 5 | 1 | 6 | 2.9 | 3 | 0 | 2 | 1 | 3 | 11 | 2.4 |
| ARKANSAS | 02/25/12 | | 11 | 1-1 | 1.000 | 0-0 | .000 | 1-2 | .500 | 1 | 2 | 3 | 2.9 | 1 | 0 | 2 | 0 | 0 | 3 | 2.5 |
| at Alabama | 02/29/12 | | 6 | 1-1 | 1.000 | 0-0 | .000 | 0-0 | .000 | 0 | 0 | 0 | 2.8 | 3 | 0 | 0 | 0 | 0 | 2 | 2.4 |
| Totals | | 5 | 370 | 27-48 | .563 | 0-0 | .000 | 12-21 | .571 | 35 | 41 | 76 | 2.8 | 56 | 1 | 23 | 13 | 9 | 66 | 2.4 |

Games played: 27
Minutes/game: 13.7
Points/game: 2.4
FG Pct: 56.3
FT Pct: 57.1

Rebounds/game: 2.8
Assists/game: 0.0
Turnovers/game: 0.9
Assist/turnover ratio: 0.0
Steals/game: 0.3
Blocks/game: 0.5

2011-12 Auburn Tigers Basketball
Auburn Individual Game-by-Game (as of Feb 29, 2012)
All games

#50 Kouassi, Willy

| Opponent | Date | gs | min | Total | | 3-Pointers | | Free throws | | Rebounds | | | | pf | a | t/o | blk | stl | pts | avg |
|----------------------|----------|----|-----|--------|-------|------------|------|-------------|-------|----------|-----|-----|-----|----|---|-----|-----|-----|-----|-----|
| | | | | fg-fga | pct | 3fg-fga | pct | ft-fa | pct | off | def | tot | avg | | | | | | | |
| MCNEESE STATE | 11/11/11 | | 10 | 0-0 | .000 | 0-0 | .000 | 2-4 | .500 | 2 | 3 | 5 | 5.0 | 1 | 0 | 1 | 0 | 0 | 2 | 2.0 |
| KENNESAW STATE | 11/14/11 | | 9 | 1-2 | .500 | 0-0 | .000 | 0-0 | .000 | 1 | 2 | 3 | 4.0 | 1 | 0 | 1 | 0 | 0 | 2 | 2.0 |
| NICHOLLS STATE | 11/25/11 | | 19 | 0-3 | .000 | 0-0 | .000 | 1-2 | .500 | 3 | 4 | 7 | 5.0 | 2 | 0 | 0 | 5 | 1 | 1 | 1.7 |
| ARKANSAS-PINE BLUFF | 11/28/11 | | 23 | 3-4 | .750 | 0-0 | .000 | 1-2 | .500 | 2 | 2 | 4 | 4.8 | 3 | 0 | 0 | 3 | 1 | 7 | 3.0 |
| at Seton Hall | 12/2/11 | | 12 | 0-1 | .000 | 0-0 | .000 | 1-2 | .500 | 1 | 2 | 3 | 4.4 | 2 | 1 | 0 | 1 | 0 | 1 | 2.6 |
| SOUTH FLORIDA | 12/14/11 | | 15 | 0-0 | .000 | 0-0 | .000 | 0-0 | .000 | 0 | 1 | 1 | 3.8 | 2 | 0 | 2 | 2 | 0 | 0 | 2.2 |
| NORTH FLORIDA | 12/17/11 | | 5 | 0-3 | .000 | 0-0 | .000 | 0-0 | .000 | 0 | 2 | 2 | 3.6 | 3 | 0 | 0 | 0 | 0 | 0 | 1.9 |
| FLORIDA A&M | 12/19/11 | | 6 | 1-1 | 1.000 | 0-0 | .000 | 0-0 | .000 | 1 | 1 | 2 | 3.4 | 0 | 0 | 0 | 0 | 0 | 2 | 1.9 |
| at Hawai'i | 12/22/11 | | 11 | 0-1 | .000 | 0-0 | .000 | 0-0 | .000 | 0 | 3 | 3 | 3.3 | 3 | 0 | 1 | 0 | 1 | 0 | 1.7 |
| vs Long Beach State | 12/23/11 | | 13 | 0-0 | .000 | 0-0 | .000 | 0-0 | .000 | 0 | 2 | 2 | 3.2 | 2 | 0 | 1 | 1 | 0 | 0 | 1.5 |
| vs UTEP | 12/25/11 | | 7 | 1-1 | 1.000 | 0-0 | .000 | 0-0 | .000 | 1 | 0 | 1 | 3.0 | 1 | 0 | 1 | 0 | 0 | 2 | 1.5 |
| GEORGIA SOUTHERN | 12/30/11 | | 7 | 1-2 | .500 | 0-0 | .000 | 0-0 | .000 | 1 | 1 | 2 | 2.9 | 0 | 0 | 0 | 0 | 0 | 2 | 1.6 |
| BETHUNE-COOKMAN | 01/02/12 | | 18 | 2-2 | 1.000 | 0-0 | .000 | 1-2 | .500 | 0 | 1 | 1 | 2.8 | 1 | 0 | 2 | 1 | 0 | 5 | 1.8 |
| at Florida State | 01/04/12 | | 16 | 1-3 | .333 | 0-0 | .000 | 2-2 | 1.000 | 1 | 3 | 4 | 2.9 | 3 | 0 | 0 | 0 | 0 | 4 | 2.0 |
| at Vanderbilt | 1/7/12 | | 12 | 1-3 | .333 | 0-0 | .000 | 0-0 | .000 | 2 | 2 | 4 | 2.9 | 1 | 0 | 2 | 0 | 0 | 2 | 2.0 |
| OLE MISS | 01/14/12 | | 3 | 0-0 | .000 | 0-0 | .000 | 0-0 | .000 | 0 | 1 | 1 | 2.8 | 0 | 0 | 0 | 0 | 0 | 0 | 1.9 |
| at LSU | 01/17/12 | | 4 | 0-0 | .000 | 0-0 | .000 | 0-0 | .000 | 0 | 1 | 1 | 2.7 | 0 | 0 | 0 | 0 | 0 | 0 | 1.8 |
| SOUTH CAROLINA | 01/21/12 | | 3 | 0-0 | .000 | 0-0 | .000 | 0-0 | .000 | 0 | 0 | 0 | 2.6 | 0 | 0 | 0 | 0 | 0 | 0 | 1.7 |
| at Mississippi State | 02-04-12 | | 3 | 0-0 | .000 | 0-0 | .000 | 0-0 | .000 | 0 | 0 | 0 | 2.4 | 0 | 0 | 0 | 0 | 0 | 0 | 1.6 |
| at Ole Miss | 02/11/12 | | 4 | 1-1 | 1.000 | 0-0 | .000 | 0-0 | .000 | 1 | 2 | 3 | 2.5 | 1 | 0 | 0 | 0 | 0 | 2 | 1.6 |
| MISSISSIPPI STATE | 02/18/12 | | 5 | 0-0 | .000 | 0-0 | .000 | 0-0 | .000 | 0 | 0 | 0 | 2.3 | 1 | 0 | 0 | 0 | 0 | 0 | 1.5 |
| at Florida | 2/21/12 | | 1 | 0-0 | .000 | 0-0 | .000 | 0-0 | .000 | 0 | 0 | 0 | 2.2 | 2 | 0 | 0 | 0 | 0 | 0 | 1.5 |
| at Alabama | 02/29/12 | | 17 | 2-2 | 1.000 | 0-0 | .000 | 0-0 | .000 | 1 | 4 | 5 | 2.3 | 3 | 0 | 1 | 3 | 0 | 4 | 1.6 |
| Totals | | 0 | 223 | 14-29 | .483 | 0-0 | .000 | 8-14 | .571 | 17 | 37 | 54 | 2.3 | 32 | 1 | 12 | 16 | 3 | 36 | 1.6 |

Games played: 23
Minutes/game: 9.7
Points/game: 1.6
FG Pct: 48.3
FT Pct: 57.1

Rebounds/game: 2.3
Assists/game: 0.0
Turnovers/game: 0.5
Assist/turnover ratio: 0.1
Steals/game: 0.1
Blocks/game: 0.7

2011-12 GAME-BY-GAME TEAM STATISTICS

| | PTS | FG-A | Pct. | 3FG-A | Pct. | FT-A | Pct. | 0-D-TOT | PF | A | TO | BK | STL |
|-------------------|-----|-------|------|-------|------|-------|-------|----------|----|----|----|----|-----|
| McNeese State | 62 | 19-53 | .358 | 3-18 | .167 | 21-27 | .778 | 10-18-28 | 17 | 7 | 17 | 4 | 11 |
| at Auburn | 84 | 33-62 | .532 | 6-18 | .333 | 12-23 | .522 | 13-27-40 | 22 | 16 | 13 | 1 | 9 |
| Kennesaw State | 55 | 18-55 | .327 | 5-19 | .263 | 14-19 | .737 | 11-19-30 | 18 | 9 | 12 | 3 | 5 |
| at Auburn | 68 | 24-52 | .462 | 8-15 | .533 | 12-24 | .500 | 14-28-42 | 17 | 19 | 17 | 5 | 6 |
| Nicholls State | 57 | 20-62 | .323 | 7-22 | .318 | 10-14 | .714 | 14-29-43 | 14 | 14 | 17 | 2 | 2 |
| at Auburn | 78 | 29-68 | .426 | 6-22 | .273 | 14-17 | .824 | 15-29-44 | 17 | 17 | 8 | 17 | 13 |
| Ark.-Pine Bluff | 59 | 23-61 | .377 | 9-25 | .360 | 4-8 | .500 | 14-20-34 | 14 | 13 | 15 | 2 | 7 |
| at Auburn | 72 | 26-50 | .520 | 9-15 | .600 | 11-20 | .550 | 8-25-33 | 17 | 16 | 16 | 10 | 7 |
| Auburn | 59 | 23-50 | .460 | 3-16 | .188 | 10-19 | .526 | 6-20-26 | 18 | 11 | 14 | 6 | 6 |
| at Seton Hall (1) | 81 | 28-60 | .467 | 10-24 | .417 | 15-19 | .789 | 14-26-40 | 18 | 18 | 11 | 5 | 10 |
| South Florida | 40 | 14-42 | .333 | 4-18 | .222 | 8-16 | .500 | 5-21-26 | 16 | 6 | 14 | 2 | 6 |
| at Auburn | 52 | 17-41 | .415 | 3-14 | .214 | 15-18 | .833 | 6-28-34 | 16 | 11 | 14 | 5 | 7 |
| North Florida | 71 | 26-54 | .481 | 8-18 | .444 | 11-25 | .440 | 10-20-30 | 30 | 17 | 16 | 4 | 7 |
| at Auburn | 84 | 26-52 | .500 | 4-10 | .400 | 28-43 | .651 | 14-25-39 | 26 | 12 | 15 | 6 | 9 |
| Florida A&M | 69 | 23-64 | .359 | 6-18 | .333 | 17-28 | .607 | 19-20-39 | 27 | 12 | 20 | 4 | 9 |
| at Auburn | 76 | 24-57 | .421 | 3-16 | .188 | 25-34 | .735 | 16-29-45 | 21 | 14 | 21 | 9 | 4 |
| Auburn | 65 | 26-54 | .481 | 6-19 | .316 | 7-11 | .636 | 7-23-30 | 21 | 14 | 13 | 2 | 7 |
| at Hawaii (2) | 62 | 22-51 | .431 | 5-17 | .294 | 13-23 | .565 | 10-24-34 | 18 | 10 | 15 | 0 | 8 |
| Long Beach State | 64 | 20-47 | .426 | 5-15 | .333 | 19-25 | .760 | 10-33-43 | 10 | 8 | 17 | 3 | 8 |
| vs. Auburn (2) | 43 | 15-57 | .263 | 7-21 | .333 | 6-6 | 1.000 | 6-19-25 | 19 | 6 | 13 | 2 | 9 |
| UTEP vs. | 83 | 26-49 | .531 | 9-13 | .692 | 22-29 | .759 | 8-17-25 | 18 | 16 | 11 | 3 | 4 |
| Auburn (2) | 76 | 25-55 | .455 | 7-21 | .333 | 19-24 | .792 | 14-19-33 | 23 | 14 | 15 | 4 | 5 |
| Ga. Southern | 75 | 29-53 | .547 | 4-13 | .308 | 13-17 | .765 | 8-16-24 | 22 | 11 | 11 | 0 | 7 |
| at Auburn | 78 | 28-51 | .549 | 5-13 | .385 | 17-23 | .739 | 8-20-28 | 16 | 20 | 12 | 2 | 3 |
| Bethune-Cookman | 41 | 14-59 | .237 | 6-17 | .353 | 7-9 | .778 | 13-21-34 | 8 | 9 | 15 | 2 | 8 |
| at Auburn | 67 | 30-58 | .517 | 4-13 | .308 | 3-7 | .429 | 9-33-42 | 12 | 20 | 14 | 11 | 11 |
| Auburn at | 56 | 21-65 | .323 | 4-14 | .286 | 10-16 | .625 | 15-15-30 | 20 | 10 | 13 | 4 | 4 |
| Florida State | 85 | 29-54 | .537 | 5-20 | .250 | 22-26 | .846 | 12-33-45 | 17 | 14 | 16 | 10 | 9 |
| Auburn at | 35 | 15-55 | .273 | 3-13 | .231 | 2-10 | .200 | 13-21-34 | 16 | 6 | 13 | 5 | 4 |
| Vanderbilt | 65 | 22-49 | .449 | 13-29 | .448 | 8-16 | .500 | 10-32-42 | 14 | 12 | 11 | 6 | 8 |
| Kentucky (#2) | 68 | 23-57 | .404 | 7-20 | .350 | 15-18 | .833 | 13-16-29 | 16 | 10 | 8 | 7 | 10 |
| at Auburn | 53 | 21-51 | .412 | 1-12 | .083 | 10-12 | .833 | 16-19-35 | 19 | 12 | 15 | 4 | 2 |
| Ole Miss | 68 | 26-72 | .361 | 7-28 | .250 | 9-15 | .600 | 23-26-49 | 25 | 15 | 20 | 8 | 9 |
| at Auburn (2ot) | 69 | 22-58 | .379 | 7-18 | .389 | 18-28 | .643 | 14-25-39 | 16 | 16 | 18 | 5 | 11 |
| Auburn | 58 | 22-63 | .349 | 6-24 | .250 | 8-15 | .533 | 17-27-44 | 16 | 12 | 13 | 3 | 7 |
| at LSU (ot) | 65 | 26-59 | .441 | 6-20 | .300 | 7-9 | .778 | 7-30-37 | 18 | 18 | 10 | 4 | 4 |
| South Carolina | 52 | 20-49 | .408 | 6-18 | .333 | 6-8 | .750 | 12-17-29 | 15 | 8 | 23 | 7 | 10 |
| at Auburn | 63 | 22-50 | .440 | 7-18 | .389 | 12-18 | .667 | 12-16-28 | 13 | 14 | 14 | 6 | 7 |
| Auburn at | 53 | 21-52 | .404 | 5-17 | .294 | 6-10 | .600 | 16-28-44 | 18 | 10 | 21 | 2 | 2 |
| Arkansas | 56 | 19-54 | .352 | 6-19 | .316 | 12-19 | .632 | 13-16-29 | 18 | 14 | 11 | 4 | 13 |
| Auburn at | 49 | 17-56 | .304 | 5-16 | .313 | 10-15 | .667 | 5-25-30 | 21 | 8 | 13 | 3 | 10 |
| Tennessee | 64 | 20-58 | .345 | 4-20 | .200 | 20-25 | .800 | 15-38-53 | 17 | 10 | 16 | 8 | 5 |
| Georgia | 51 | 13-52 | .250 | 6-23 | .261 | 19-23 | .826 | 12-26-38 | 22 | 11 | 12 | 4 | 6 |
| at Auburn | 59 | 16-48 | .333 | 2-11 | .182 | 25-31 | .806 | 10-28-38 | 15 | 9 | 9 | 6 | 4 |
| Auburn at | 88 | 28-61 | .459 | 6-20 | .300 | 26-36 | .722 | 9-25-34 | 24 | 10 | 3 | 1 | 6 |
| Miss. State (#19) | 91 | 29-48 | .604 | 12-19 | .632 | 21-35 | .600 | 4-28-32 | 22 | 21 | 10 | 3 | 2 |
| Alabama | 68 | 24-52 | .462 | 6-14 | .429 | 14-20 | .700 | 11-23-34 | 19 | 15 | 16 | 3 | 11 |
| at Auburn | 50 | 17-41 | .415 | 4-14 | .286 | 12-26 | .462 | 8-20-28 | 12 | 9 | 19 | 6 | 8 |
| Auburn at | 54 | 21-52 | .404 | 6-17 | .353 | 6-10 | .600 | 11-22-33 | 23 | 11 | 16 | 2 | 4 |
| Ole Miss | 61 | 22-49 | .449 | 4-14 | .286 | 13-25 | .520 | 12-21-33 | 11 | 14 | 13 | 6 | 10 |

2011-12 GAME-BY-GAME TEAM STATISTICS -- cont.

| | PTS | FG-A | Pct. | 3FG-A | Pct. | FT-A | Pct. | O-D-TOT | PF | A | TO | BK | STL |
|-------------------|-----|-------|------|-------|------|-------|------|----------|----|----|----|----|-----|
| Miss. State (#23) | 55 | 19-54 | .352 | 5-22 | .227 | 12-17 | .706 | 10-21-31 | 15 | 9 | 8 | 3 | 4 |
| at Auburn | 65 | 25-53 | .472 | 4-15 | .267 | 11-14 | .786 | 8-28-36 | 18 | 13 | 10 | 1 | 4 |
| Auburn at | 47 | 18-54 | .333 | 6-17 | .353 | 5-11 | .455 | 11-13-24 | 17 | 10 | 9 | 3 | 6 |
| Florida (#11) | 63 | 23-43 | .535 | 11-21 | .524 | 6-8 | .750 | 9-30-39 | 11 | 13 | 18 | 3 | 4 |
| Arkansas | 77 | 26-48 | .542 | 7-16 | .438 | 18-23 | .783 | 8-17-25 | 22 | 16 | 13 | 2 | 5 |
| at Auburn | 71 | 26-53 | .491 | 6-20 | .300 | 13-24 | .542 | 12-15-27 | 18 | 18 | 14 | 6 | 6 |
| Auburn at | 49 | 20-48 | .417 | 4-21 | .190 | 5-12 | .417 | 3-28-31 | 20 | 7 | 12 | 7 | 3 |
| Alabama | 55 | 14-45 | .311 | 3-11 | .273 | 24-32 | .750 | 9-30-39 | 16 | 7 | 9 | 1 | 6 |
| LSU | | | | | | | | | | | | | |
| at Auburn | | | | | | | | | | | | | |
| Auburn vs. | | | | | | | | | | | | | |
| TBA (3) | | | | | | | | | | | | | |

- (1) Big East-SEC Challenge (Newark, NJ • Prudential Center)
 (2) Hawaiian Airlines Diamond Head Classic (Honolulu, HI)
 (3) SEC Tournament (New Orleans, LA • New Orleans Arena)

2011-12 TEAM HIGHS & LOWS

| AUBURN | | |
|-----------------------|-------------------------------------|--|
| | HIGH | LOW |
| POINTS SCORED | 88 at Mississippi State | 35 at Vanderbilt |
| POINTS, FIRST HALF | 46 vs. McNeese State | 16 at Florida State/at Tennessee |
| POINTS, SECOND HALF | 48 vs. Georgia Southern | 16 at Vanderbilt |
| POINT DIFFERENTIAL | +26 vs. Bethune-Cookman | -30 at Vanderbilt |
| FIELD GOALS MADE | 33 vs. McNeese State | 15 at Vanderbilt/vs. Long Beach State |
| FIELD GOALS ATTEMPTED | 68 vs. Nicholls State | 41 vs. Alabama/South Florida |
| FIELD GOAL PERCENTAGE | .549 (28-51) vs. Georgia Southern | .263 (15-57) vs. Long Beach State |
| 3-POINTERS MADE | 9 vs. Arkansas-Pine Bluff | 1 vs. #2 Kentucky |
| 3-POINTERS ATTEMPTED | 24 at LSU | 10 vs. North Florida |
| 3-POINT PERCENTAGE | .600 (9-15) vs. Arkansas-Pine Bluff | .083 (1-12) vs. #2 Kentucky |
| FREE THROWS MADE | 28 vs. North Florida | 2 at Vanderbilt |
| FREE THROW ATTEMPTS | 43 vs. North Florida | 6 vs. Long Beach State |
| FREE THROW PCT. | 1.000 (6-6) vs. Long Beach State | .200 (2-10) at Vanderbilt |
| REBOUNDS | 45 vs. Florida A&M | 24 at #11 Florida |
| OFFENSIVE REBOUNDS | 17 at LSU | 3 at Alabama |
| DEFENSIVE REBOUNDS | 33 vs. Bethune-Cookman | 15 at Florida State/Arkansas |
| REBOUND MARGIN | +15 at Arkansas | -23 at Tennessee |
| ASSISTS | 20 v. Ga. Southern/Bethune-Cookman | 6 at Vanderbilt /vs. Long Beach State |
| TURNOVERS | 21 at Arkansas/vs. Florida A&M | 3 at #19 Miss. State (<i>tied school record</i>) |
| BLOCKED SHOTS | 17 vs. Nicholls State | 1 v. McNeese St./Miss. State (<i>twice</i>) |
| STEALS | 13 vs. Nicholls State | 2 vs. #2 Kentucky/at Arkansas |
| FOULS | 26 vs. North Florida | 12 vs. Alabama/Bethune-Cookman |

| OPPONENTS | | |
|-----------------------|--|---|
| | HIGH | LOW |
| POINTS SCORED | 91, at #22 Mississippi State | 40, South Florida |
| POINTS, FIRST HALF | 50, at Florida State | 15, Georgia |
| POINTS, SECOND HALF | 48, at Mississippi State | 20, South Florida |
| POINT DIFFERENTIAL | +30, at Vanderbilt | -26, Bethune-Cookman |
| FIELD GOALS MADE | 29, at #22 Miss. St./Florida St./Ga. So. | 13, Georgia |
| FIELD GOALS ATTEMPTED | 72, Ole Miss | 42, South Florida |
| FIELD GOAL PERCENTAGE | .604 (29-48), at #22 Miss. State | .237 (14-59), Bethune-Cookman |
| 3-POINTERS MADE | 13, at Vanderbilt | 3, at Alabama/McNeese State |
| 3-POINTERS ATTEMPTED | 28, Ole Miss | 11, at Alabama |
| 3-POINT PERCENTAGE | .692 (9-13), vs. UTEP | .167 (3-18), McNeese State |
| FREE THROWS MADE | 24, at Alabama | 4, Arkansas-Pine Bluff |
| FREE THROW ATTEMPTS | 35, at #22 Mississippi State | 8, at #11 Fla./So. Carolina/Ark.-Pine Bluff |
| FREE THROW PCT. | .846 (22-26), at Florida State | .444 (11-25), North Florida |
| REBOUNDS | 53, at Tennessee | 24, Georgia Southern |
| OFFENSIVE REBOUNDS | 23, Ole Miss | 4, at #22 Mississippi State |
| DEFENSIVE REBOUNDS | 38, at Tennessee | 16, #2 Kentucky/Georgia Southern |
| REBOUND MARGIN | +23, at Tennessee | -15, at Arkansas |
| ASSISTS | 21, at #22 Mississippi State | 6, South Florida |
| TURNOVERS | 23, South Carolina | 8, #2 Kentucky/#23 Mississippi State |
| BLOCKED SHOTS | 10, at Florida State | 0, Hawaii/Georgia Southern |
| STEALS | 11, Alabama/McNeese State | 2, at #22 Mississippi State/Nicholls State |
| FOULS | 30, North Florida | 8, Bethune-Cookman |

2011-12 STARTING LINEUPS

| Date | Opponent | W-L | Fwd/Guard | Forward | Center | Guard | Guard |
|-------|----------------------|-----|--------------|---------|--------|---------|----------|
| 11-11 | McNeese State | W | Payne | Gabriel | Chubb | Ward | Sullivan |
| 11-14 | Kennesaw State | W | Payne | Gabriel | Chubb | Ward | Sullivan |
| 11-25 | Nicholls State | W | Payne | Gabriel | Chubb | Ward | Sullivan |
| 11-28 | Ark.-Pine Bluff | W | Payne | Gabriel | Chubb | Ward | Sullivan |
| 12-2 | (1) at Seton Hall | L | Payne | Gabriel | Chubb | Ward | Sullivan |
| 12-14 | South Florida | W | Payne | Gabriel | Chubb | Denson | Wallace |
| 12-17 | North Florida | W | Denson (g) | Gabriel | Chubb | Ward | Sullivan |
| 12-19 | Florida A&M | W | Denson (g) | Gabriel | Chubb | Ward | Sullivan |
| 12-22 | (2) at Hawaii | L | Denson (g) | Gabriel | Chubb | Ward | Sullivan |
| 12-23 | (2) Long Beach State | L | Langford (g) | Gabriel | Chubb | Ward | Sullivan |
| 12-25 | (2) UTEP | L | Langford (g) | Gabriel | Chubb | Ward | Sullivan |
| 12-30 | Georgia Southern | W | Langford (g) | Gabriel | Chubb | Ward | Sullivan |
| 1-2 | Bethune-Cookman | W | Johnson | Gabriel | Chubb | Ward | Sullivan |
| 1-4 | at Florida State | L | Johnson | Gabriel | Chubb | Ward | Sullivan |
| 1-7 | at Vanderbilt | L | Denson (g) | Gabriel | Chubb | Ward | Sullivan |
| 1-11 | Kentucky (#2) | L | Forbes | Gabriel | Chubb | Ward | Denson |
| 1-14 | Ole Miss (2ot) | W | Forbes | Gabriel | Chubb | Ward | Denson |
| 1-17 | at LSU (ot) | L | Forbes | Gabriel | Chubb | Ward | Denson |
| 1-21 | South Carolina | W | Langford (g) | Gabriel | Chubb | Wallace | Sullivan |
| 1-25 | at Arkansas | L | Langford (g) | Gabriel | Chubb | Wallace | Sullivan |
| 1-28 | at Tennessee | L | Payne | Gabriel | Chubb | Wallace | Sullivan |
| 2-1 | Georgia | W | Payne | Gabriel | Chubb | Wallace | Sullivan |
| 2-4 | at Miss. State (#19) | L | Payne | Gabriel | Chubb | Wallace | Sullivan |
| 2-7 | Alabama | L | Payne | Gabriel | Chubb | Wallace | Sullivan |
| 2-11 | at Ole Miss | L | Forbes | Gabriel | Chubb | Wallace | Sullivan |
| 2-18 | Miss. State (#23) | W | Forbes | Gabriel | Chubb | Wallace | Sullivan |
| 2-21 | at Florida (#11) | L | Payne | Gabriel | Chubb | Wallace | Sullivan |
| 2-25 | Arkansas | L | Payne | Gabriel | Chubb | Wallace | Sullivan |
| 2-29 | at Alabama | L | Johnson | Gabriel | Chubb | Wallace | Sullivan |
| 3-3 | LSU | | | | | | |

3/8-11 (3) SEC Tournament

(1) Big East-SEC Challenge (Newark, NJ • Prudential Center); (2) Hawaiian Airlines Diamond Head Classic (Honolulu, HI • Stan Sheriff Center); (3) SEC Tournament (New Orleans, LA • New Orleans Arena)

STARTING LINEUPS

| | |
|---|-----|
| (Payne, Gabriel, Chubb, Ward, Sullivan)..... | 4-1 |
| (Gabriel, Chubb, Ward, Denson, Sullivan) | 3-1 |
| (Payne, Gabriel, Chubb, Denson, Wallace)..... | 1-0 |
| (Gabriel, Chubb, Langford, Wallace, Sullivan) | 1-1 |
| (Gabriel, Johnson, Chubb, Ward, Sullivan) | 1-1 |
| (Gabriel, Forbes, Chubb, Wallace, Sullivan) | 1-1 |
| (Gabriel, Forbes, Chubb, Ward, Denson)..... | 1-2 |
| (Gabriel, Chubb, Langford, Ward, Sullivan)..... | 1-2 |
| (Payne, Gabriel, Chubb, Wallace, Sullivan) | 1-5 |
| (Gabriel, Johnson, Chubb, Wallace, Sullivan) | 0-1 |

AUBURN'S RECORD WHEN ... STARTS

| | |
|------------------------|--------------|
| Chris Denson..... | 5-3 (.625) |
| Varez Ward..... | 10-7 (.588) |
| Allen Payne | 6-6 (.500) |
| Kenny Gabriel..... | 14-15 (.483) |
| Rob Chubb | 14-15 (.483) |
| Frankie Sullivan | 12-13 (.480) |
| Josh Langford..... | 2-3 (.400) |
| Adrian Forbes..... | 2-3 (.400) |
| Noel Johnson..... | 1-2 (.333) |
| Josh Wallace | 4-8 (.333) |

MARGIN OF VICTORY/DEFEAT

| | 1 | 2 | 3 | 4 | 5 | 6 | 7 | 8 | 9 | 10-15 | 16-19 | 20-24 | 25-29 | 30+ |
|--------|---|---|---|---|---|---|---|---|---|-------|-------|-------|-------|-----|
| Wins | 1 | 2 | | | | | 1 | 1 | | 6 | | 2 | 1 | |
| Losses | | 2 | | | | 2 | 3 | | | 2 | 2 | 2 | 1 | 1 |

THE LAST TIME ...

Auburn Individuals

Scored at least 30 points: Earnest Ross (30) at Georgia (2-5-11)
Scored at least 40 points: Wesley Person vs. UAB (12-16-93)
Two players with at least 20 points: Varez Ward (24 points) & Kenny Gabriel (22 points) at #22 Mississippi State (2-4-12)
Three players with at least 20 points: Marquis Daniels (27 points), Marco Killingsworth (24 points), Derrick Bird (23 points), vs. Georgia State, (11-26-02)
A player w/back-to-back 25-point SEC games: Tay Waller, 29 pts v. Arkansas (2-20-10); 29 pts at Ole Miss (2-24-10); 26 pts v. LSU (2-27-10)
A player w/3 straight 25-point SEC games: Tay Waller, 29 pts v. Arkansas (2-20-10); 29 pts at Ole Miss (2-24-10); 26 pts v. LSU (2-27-10)
A player w/5 straight 20-point SEC games: Tay Waller, 29 pts v. Arkansas (2-20-10); 29 pts at Ole Miss (2-24-10); 26 pts v. LSU (2-27-10); 22 pts vs. Miss. State (3-3-10), 22 pts at Alabama (3-6-10)
Zero players scored in double figures: at Vanderbilt (1-7-12)
Only one player scored in double figures: Kenny Gabriel (10 points) at Alabama (2-29-12)
1 player score half team's points: Frankie Sullivan (22 points) vs. Long Beach State in 64-43 loss in Honolulu, Hawaii (12-23-11)
Five players scored in double figures: Varez Ward (20 points), Frankie Sullivan (13 points), Allen Payne (11 points), Chris Denson (10 points), Josh Wallace (10 points), vs. Nicholls State, (11-25-11)
Six players scored in double figures: Lucas Hargrove (14 points), DeWayne Reed (16 points), Frankie Sullivan (15 points), Tay Waller (13 points), Andre Malone (11 points) and Brendon Knox (18 points), vs. Georgia Southern, (1-2-10)
Had at least 15 rebounds: Korvotney Barber vs. LSU (17 rebounds) (3-7-09)
Had at least 20 rebounds: Kelvin Ardister v. Tenn. (20 reb) (1-4-89)
Had at least 25 rebounds: Rex Frederick at Ole Miss (25 rebounds) (1-6-58)
At least 20 pts & 20 reb: Kelvin Ardister v. Tenn. (22 pts, 20 reb) (1-4-89)
Two players with at least 10 rebounds: Rob Chubb (12 rebounds) & Kenny Gabriel (10 rebounds) at LSU (1-17-12)
At least three players with 10 rebounds: at Virginia, Korvotney Barber (13 rebounds), Quantez Robertson (10 rebounds), Lucas Hargrove (10 rebounds), (12-20-08)
Double-Double: Kenny Gabriel (10 pts, 11 reb) at Alabama (2-29-12)
2 straight Double-Doubles: Lucas Hargrove (24 pts, 11 reb) vs. Georgia (2/10/10) & (20 pts, 10 reb) at Miss. State (2-13-10)
Two players had a double-double: Kenny Gabriel (11 rebounds) & Earnest Ross (10 rebounds) at LSU (3-5-11)
Double-Double with points and assists: Jamison Brewer vs. Louisiana Lafayette, (10 points, 11 assists) (12-4-00)
Triple-Double: Kenny Gabriel (24 pts, 13 reb, 10 blk) vs. Bethune-Cookman (1-2-12)
3 straight Double-Doubles: Korvotney Barber, 13 points & 17 rebounds at Alabama, (3/3/09), 16 points & 17 rebounds vs. LSU (3-7-09), & 12 points & 10 rebounds vs. Florida (3-13-09) in SEC Tour.
10 assists: Varez Ward Vs. Bethune-Cookman (10 assists) (1-2-12)
2 players with at least 5 Blocked Shots: Kenny vs. Nicholls State (5 blocks each) (11-25-11)...also Kenny Gabriel (4 blocks)
At least 10 Blocks: Kenny Gabriel v. Bethune-Cookman (10 blks) (1-2-12)
At least 5 Steals: Josh Wallace, (5 steals) at Georgia (2-5-11)
Led AU in points, rebounds, assists, steals: Varez Ward vs. Nicholls State, (20 points, 8 rebounds, 5 assists, 3 steals), (11-25-11)
Hit buzzer beater shot to win a game: Reggie Sharp vs. Alabama, 3-pt FG, (72-69 in OT), (2-21-01)
Played every minute: DeWayne Reed (40 minutes) vs. Florida (3-11-10)
Played more than 40 minutes: Kenny Gabriel (48 minutes), Varez Ward (44 minutes) vs. Ole Miss (2ot) (1-14-12)

Auburn Team

Won in Overtime: vs. Ole Miss, 69-68 (2ot) (1-14-12)
Lost in Overtime: at LSU, 65-58 (1-17-12)
Won in Double Overtime: vs. Ole Miss, 69-68 (2ot) (1-14-12)
Lost in Double Overtime: vs. #5 Tennessee, 96-88 (2ot) (1-6-01)
Played back-to-back Overtime Games: v. Ole Miss, W 69-68 (2ot) (1-14-12) and at LSU, L 65-58 (ot) (1-17-12)
Lost back-to-back Road Overtime Games: at Arkansas, 82-79 (2-6-10) and at Mississippi State, 85-75 (2-13-10)
Lost back-to-back Games in Final 5 Seconds: at Alabama (0.3 sec), 51-49 (2-23-11) and vs. Arkansas (5.0 sec.), 57-55 (2-26-11)
3 straight games decided on final possession: at Alabama (0.3 sec), L, 51-49 (2-23-11), v. Arkansas (5.0 sec.), L, 57-55 (2-26-11), v. Ole Miss (OM chance to tie on last possession) W, 76-73 (3-2-11)
Played at least three overtimes: vs. Georgia, (3-1-79), (4 OT) in SEC Tournament in Birmingham, Ala.
Missed 23 straight FGs: at Arkansas (1-25-11), last fga 1st half, 0-22 start 2nd
Shot 70% for a half: 72.7% (16-22) at Ole Miss (2-22-03)
Shot 60% for a game: 60.9% (28-46) vs. Arkansas (2-20-10)
Shot less than 30% for game: at Vandy (15-55, 27.3%) (1-7-12)
Shot 100% from the free throw line: v. Long Beach St. (6-6) (12-23-11)
Shot less than 15% from free throw line: v. Florida (1-8, 12.5%) (1-20-11)
Shot 60% from 3-point line: v. Ark.-Pine Bluff (9-15, 60.0%) (11-28-11)
Shot less than 30% in a half: 29.0% (9-31) v. Ole Miss (1st), (1-14-12)
Shot less than 20% in a half: 15.2% (5-33) at Fla. St. (1st half), (1-4-12)
Shot less than 10% in a half: 08.3% (2-24) vs. LSU (1st half), (1-8-11)
Shot 55% or better and lost: at Tennessee (56.1%, 32-57) (2-15-06)
Attempted 50 free throws: 52 att. Vanderbilt, (2-6-54)
Attempted 40 free throws: 43 att. vs. North Florida, (12-17-11)

Att. at least 30 free throws in half: North Florida (18-of-30, 2nd) (12-17-11)
Made 30 free throws: v. Fla. (32) 44 fta. (3-10-00), SEC Tourney in Atlanta
Made at least 10 3-point field goals: vs. Miss. State (11) (3-3-10)
Failed to make a 3-point field goal: at Ole Miss (0-14) (3-1-97)
Had at least 50 rebounds: vs. UNC Asheville (50 rebounds) (11-12-10)
Had less than 20 rebounds: vs. Presbyterian (19 reb.) (12-18-10)
Had 25 assists: vs. Tennessee State (26 assists) (12-19-06)
Had at least 15 steals: vs. Georgia Southern (16 steals) (12-29-10)
Had at least 17 blocks: vs. Nicholls State (17 Blocks) (11-25-11)
Had at least 10 blocks: vs. Bethune-Cookman (11 Blocks) (1-2-12)
Scored 50 points in a half: vs. Ole Miss (51 points, 2nd) (3-2-11)
Scored 60 points in a half: at Tennessee (64 points) (2-15-06)
Scored 70 points in a half: vs. Troy State (73 points, 2nd) (12-9-93)
Scored 100 points (SEC): vs. Alabama (102 points) (2-13-99)
Scored 100 points (Non-Conf): vs. Grambling State (105 points) (11-29-03) in Huntsville, Ala.
Scored under 20 points in a 1st half: at Tennessee (16 points) (1-28-12)
Scored under 20 points in a 2nd half: at Vanderbilt (16 pts) (1-7-12)
Scored under 10 points in a half: vs. LSU (6 points, 1st half) (1-8-11)
Scored 35 or under points in a game: at Vanderbilt (35 pts) (1-7-12)
Scored under 50 points in game: at #11 Florida (47 pts) (2-21-12)
Scored under 50 points in game (SEC): at #11 Florida (47 pts) (2-21-12)
Biggest comebacks to win: 22 pts at half, AU 82, #13 Louisville 78, Puerto Rico Shootout Championship game (11-26-95); 20 pts w/2:01 left in 1st, AU 76, Ole Miss 73 (3-2-11); 19 pts w/10:43 left, #14 AU 73, at LSU 70 (1-9-99); 19 pts with 11:01 left and 14 pts with 5:00 left, at AU 65, Miss. St. 62 (2-12-11)

Opponent Individuals

Scored at least 30 points: Dundreous Nelson (30), Ole Miss, (3-2-11)
Scored at least 35 points: Tasmin Mitchell (38), at LSU, (1-20-10)
Scored at least 40 points: Hersey Hawkins, Bradley, (44 points), (3-17-88), in NCAA Tournament in Atlanta, Ga.
Totaled at least 20 points and 20 rebounds: Louis Amundson, UNLV (22 points and 22 rebounds), (12-12-04)
Two players with 20 points: Willie Powers (23 points) and Eric Ferguson (20 points), Georgia Southern (12-30-11)
Three players with 20 points: Odarte Blankson (22 points), Louis Amundson (22 points), Jerel Blassingame (20 points), UNLV, (12-12-04)
Only one player scored in double figures: Ricky Johnson (17 points), Bethune-Cookman (1-2-12)
Zero players scored in double figures: South Carolina (1-21-12)
Five players scored in double figures: Arnett Moultrie (21 pts), Renardo Sidney (17 pts), Dee Bost (15 pts), Jalen Steele (13 pts), Rodney Hood (11 pts) at #22 Mississippi State (2-4-12)
Six players scored in double figures: Chris Lofton (25 points), JaJuan Smith (19 points), C.J. Watson (18 points), Andre Patterson (15 points), Major Wingate (12 points), & Stanley Asumnu (10 points), at Tennessee, (2-15-06)
Double-Double: JaMychal Green (15 pts, 10 reb), at Alabama (2-29-12)
Double-Double with points and assists: Herman Favors, (10 points, 11 assists), Georgia State, (12-22-03)
Two players had a double-double: Reginald Buckner (11 points, 10 rebounds) & Murphy Holloway (11 pts, 11 reb), v. Ole Miss, (1-14-12)
Triple-Double: Never
Had 15 rebounds: Jeronne Maymon (19 reb), at Tennessee (1-28-12)
Had 20 rebounds: Murphy Holloway, at Ole Miss, (20 reb), (2-24-10)
Had 10 assists: Jordan Theodore, Seton Hall, (10 assists), (12-2-11)
Had 5 blocked shots: Damontre Harris, So. Carolina (6 blk) (1-21-12)
Had 5 steals: Trevor Releford, Alabama (5 steals) (2-7-12)

Opponent Team

Shot less than 30% in a game (SEC): Georgia (25.0%, 13-52) (2-1-12)
Shot less than 30% in a game (Non-conf): Bethune-Cook. (23.7%, 14-59) (1-2-12)
Shot less than 15% in a half: at Arkansas (14.8%, 4-27) (1-25-12)
Shot 60% in a game: at #22 Mississippi State, 60.4% (2-4-12)
Shot 60% in a game (SEC): at #22 Mississippi State, 60.4% (2-4-12)
Shot 69% 3fgs in a game: v. UTEP in Honolulu, 69.2% (9-13) (12-25-11)
Shot 60% 3fgs in a game: at #22 Miss. State, 63.2% (12-19), (2-4-12)
Shot 55% or better and lost: Ark.-Pine Bluff 55.6% (25-45) (12-5-10)
Shot 55% or better and lost (SEC): Tennessee 59.2% (29-49) (2-7-09)
Shot 30% or less and won (SEC): Alabama 26.2% (11-42) (2-23-11)
Scored 100 points: Sam Houston State (107 points), (12-20-09)
Scored 60 points in a half: at Ole Miss (63 points in 2nd half), (2-15-06)
Scored under 20 points in a 1st half (SEC): Georgia (15 pts) (2-1-12)
Scored 15 points or under in a 1st half: Georgia (15 points) (2-1-12)
Scored under 20 points in a 2nd half: Alabama A&M (12 points) (12-29-08)
Scored 40 points in a game: South Florida (40 points) (12-14-11)
Scored under 50 points in a game (SEC): Florida (45 points) (1-20-11)
Had 50 rebounds: at Tennessee (53 rebounds) (1-28-12)
Had +20 rebound margin: +23 (53-30), at Tennessee (1-28-12)
Had 25 assists: Vanderbilt (27 assists) in SEC Tour. Atlanta (3-13-08)
Had 15 steals: at Alabama A&M (15 steals) (12-1-09)
Had 10 blocks: at Florida State (10 blocks) (1-4-12)
Failed to make a 3-point field goal: Dayton (0-24) in Chicago Invitational in Hoffmann Estates, Ill. (11-28-08)
Attempted 40 free throws: at Alabama (40 attempts), (2-23-11)
Made 30 free throws: at Florida (32) 40 fta. (2-18-10)
Made at least 18 3-point field goals: Samford (18-of-33) (11-19-10)
Made at least 10 3-point fgs: at #22 Miss. State (12-of-19) (2-4-12)
Attempted at least 30 free throws in a half: at South Fla. (19-of-31) (12-15-10)

LARGEST LEAD/LARGEST DEFICIT

| Date | Opponent | Result | Largest Lead | Largest Deficit | Tied | Lead Changes |
|---------|----------------------------|----------------|-----------------------|-------------------------|------|--------------|
| Nov. 11 | McNeese State | W, 84-62 | 29 (62-33, 12:21 2nd) | -- | 0 | 0 |
| Nov. 14 | Kennesaw State | W, 68-55 | 20 (41-21, 16:29 2nd) | -- | 0 | 0 |
| Nov. 25 | Nicholls State | W, 78-57 | 24 (70-46, 7:30 2nd) | -- | 0 | 0 |
| Nov. 28 | Arkansas-Pine Bluff | W, 72-59 | 22 (49-27, 18:46 2nd) | 3 (7-4, 16:28 1st) | 3 | 4 |
| Dec. 2 | (1) at Seton Hall | L, 59-81 | N/A | 25 (77-52, 2:39 2nd) | 0 | 0 |
| Dec. 14 | South Florida | W, 52-40 | 13 (45-32, 6:51 2nd) | 7 (7-0, 17:31 1st) | 0 | 1 |
| Dec. 17 | North Florida | W, 84-71 | 13 (84-71, :40 2nd) | 3 (34-31, 2:39 1st) | 7 | 6 |
| Dec. 19 | Florida A&M | W, 76-69 | 17 (72-55, 2:36 2nd) | 3 (5-2, 18:03 1st) | 1 | 1 |
| Dec. 22 | (2) at Hawai'i | W, 65-62 | 11 (24-13, 7:49 1st) | 1 (62-61, :10 2nd) | 1 | 2 |
| Dec. 23 | (2) Long Beach State | L, 43-64 | 3 (3-0, 19:50 1st) | 24 (62-38, 3:31 2nd) | 2 | 1 |
| Dec. 25 | (2) UTEP | L, 76-83 | 5 (50-45, 12:03 2nd) | 11 (80-69, :32 2nd) | 6 | 9 |
| Dec. 30 | Georgia Southern | W, 78-75 | 4 (75-71, :12 2nd) | 14 (35-21, 3:40 1st) | 8 | 5 |
| Jan. 2 | Bethune-Cookman | W, 67-41 | 30 (63-33, 4:43 2nd) | -- | 0 | 0 |
| Jan. 4 | at Florida State | L, 56-85 | 1 (5-4, 17:55 2nd) | 37 (80-43, 3:57 2nd) | 0 | 2 |
| Jan. 7 | at Vanderbilt | L, 35-65 | 2 (3-1, 18:18 1st) | 30 (63-33, 4:19 2nd) | 1 | 2 |
| Jan. 11 | Kentucky (#2) | L, 53-68 | 3 (13-10, 11:04 1st) | 15 (68-53, final score) | 8 | 12 |
| Jan. 14 | Ole Miss (2ot) | W, 69-68 (2ot) | 12 (39-27, 12:12 2nd) | 3 (6-3, 14:09 1st) | 7 | 8 |
| Jan. 17 | at LSU (ot) | L, 58-65 | 8 (46-38, 11:30 2nd) | 13 (28-15, 5:00 1st) | 6 | 2 |
| Jan. 21 | South Carolina | W, 63-52 | 17 (55-38, 4:28 2nd) | 6 (22-16, 6:08 1st) | 4 | 6 |
| Jan. 25 | at Arkansas | L, 53-56 | 7 (37-30, 13:05 2nd) | 5 (56-51, 0:20 2nd) | 8 | 9 |
| Jan. 28 | at Tennessee | L, 49-64 | 3 (5-2, 17:47 1st) | 20 (64-44, 1:06 2nd) | 2 | 5 |
| Feb. 1 | Georgia | W, 59-51 | 13 (26-13, 0:30 1st) | 7 (7-0, 13:52 1st) | 0 | 1 |
| Feb. 4 | at Mississippi State (#19) | L, 88-91 | 4 (26-22, 8:31 1st) | 13 (64-51, 12:09 2nd) | 7 | 8 |
| Feb. 7 | Alabama | L, 50-68 | 7 (12-5, 14:46 1st) | 20 (58-38, 9:08 2nd) | 4 | 1 |
| Feb. 11 | at Ole Miss | L, 54-61 | 11 (39-28, 15:29 2nd) | 7 (61-54, 0:08 2nd) | 5 | 12 |
| Feb. 18 | Mississippi State (#23) | W, 65-55 | 11 (35-24, 0:02 1st) | 8 (12-4, 13:33 1st) | 1 | 1 |
| Feb. 21 | at Florida (#11) | L, 47-63 | 3 (30-27, Half) | 20 (61-41, 1:55 2nd) | 3 | 13 |
| Feb. 25 | Arkansas | L, 71-77 | 17 (35-18, 6:55 1st) | 6 (77-71, Final) | 0 | 6 |
| Feb. 29 | at Alabama | L, 49-55 | 6 (8-2, 15:30 1st) | 9 (23-14, 2:16 1st) | 4 | 5 |

Mar. 3 LSU

Mar. 8 (3) SEC Tournament

(1) Big East-SEC Challenge (Newark, NJ • Prudential Center); (2) Hawaiian Airlines Diamond Head Classic (Honolulu, HI • Stan Sheriff Center); (3) SEC Tournament (New Orleans, LA • New Orleans Arena)

SPECIALTY STATS

(Auburn-Opponent)

| Date | Opponent | W/L | Off Turnovers | 2nd Chance | Paint | Fast Break | Bench |
|---------|-------------------------|----------------|---------------|------------|-------|------------|-------|
| Nov. 11 | McNeese State | W, 84-62 | 22-12 | 19-15 | 46-24 | 4-2 | 20-30 |
| Nov. 14 | Kennesaw State | W, 68-55 | 14-11 | 11-11 | 26-22 | 6-6 | 12-15 |
| Nov. 25 | Nicholls State | W, 78-57 | 22-6 | 15-9 | 46-20 | 12-4 | 21-8 |
| Nov. 28 | Arkansas-Pine Bluff | W, 72-59 | 19-14 | 10-12 | 32-22 | 4-0 | 28-17 |
| Dec. 2 | (1) at Seton Hall | L, 59-81 | 10-15 | 7-17 | 34-34 | 12-12 | 20-11 |
| Dec. 14 | South Florida | W, 52-40 | 10-10 | 7-2 | 24-10 | 6-2 | 27-8 |
| Dec. 17 | North Florida | W, 84-71 | 19-7 | 16-9 | 34-30 | 8-2 | 16-36 |
| Dec. 19 | Florida A&M | W, 76-69 | 18-18 | 14-14 | 40-22 | 6-2 | 15-37 |
| Dec. 22 | (2) at Hawai'i | W, 65-62 | 16-9 | 11-8 | 34-27 | 6-7 | 6-19 |
| Dec. 23 | (2) Long Beach St. | L, 43-64 | 9-14 | 6-9 | 12-26 | 2-8 | 4-10 |
| Dec. 25 | (2) UTEP | L, 76-83 | 15-15 | 12-9 | 30-28 | 4-0 | 11-17 |
| Dec. 30 | Georgia Southern | W, 78-75 | 8-12 | 8-11 | 40-42 | 6-12 | 21-13 |
| Jan. 2 | Bethune-Cookman | W, 67-41 | 16-11 | 8-2 | 44-8 | 14-2 | 20-5 |
| Jan. 4 | at Florida State | L, 56-85 | 11-22 | 11-11 | 32-40 | 6-4 | 29-34 |
| Jan. 7 | at Vanderbilt | L, 35-65 | 7-15 | 8-11 | 22-10 | 8-0 | 16-13 |
| Jan. 11 | Kentucky (#2) | L, 53-68 | 6-24 | 14-15 | 36-30 | 8-6 | 13-14 |
| Jan. 14 | Ole Miss (2ot) | W, 69-68 (2ot) | 14-15 | 10-16 | 26-28 | 4-0 | 26-15 |
| Jan. 17 | at LSU (ot) | L, 58-65 | 17-11 | 13-4 | 28-22 | 6-2 | 29-27 |
| Jan. 21 | South Carolina | W, 63-52 | 28-19 | 13-14 | 24-20 | 10-2 | 20-20 |
| Jan. 25 | at Arkansas | L, 53-56 | 16-21 | 15-3 | 30-20 | 4-8 | 22-30 |
| Jan. 28 | at Tennessee | L, 49-64 | 20-9 | 4-12 | 12-26 | 3-6 | 19-25 |
| Feb. 1 | Georgia | W, 59-51 | 14-5 | 8-7 | 26-10 | 6-4 | 25-8 |
| Feb. 4 | at Miss. State (#19) | L, 88-91 | 14-9 | 12-11 | 42-28 | 14-0 | 30-20 |
| Feb. 7 | Alabama | L, 50-68 | 12-26 | 6-11 | 18-28 | 4-6 | 9-28 |
| Feb. 11 | at Ole Miss | L, 54-61 | 10-19 | 11-16 | 24-32 | 2-8 | 17-8 |
| Feb. 18 | Mississippi State (#23) | W, 65-55 | 14-10 | 9-7 | 34-22 | 2-2 | 22-9 |
| Feb. 21 | at Florida (#11) | L, 47-63 | 11-9 | 11-16 | 20-20 | 8-4 | 25-7 |
| Feb. 25 | Arkansas | L, 71-77 | 15-15 | 7-12 | 34-32 | 8-6 | 8-24 |
| Feb. 29 | at Alabama | L, 49-55 | 5-10 | 5-14 | 24-18 | 6-4 | 15-16 |

Mar. 3 LSU

Mar. 8 (3) SEC Tournament

(1) Big East-SEC Challenge (Newark, NJ • Prudential Center); (2) Hawaiian Airlines Diamond Head Classic (Honolulu, HI • Stan Sheriff Center); (3) SEC Tournament (New Orleans, LA • New Orleans Arena)

2011-12 SEASON

• Exhibition Game •

Auburn 86, Paine College 60
November 1, 2011
Auburn Arena
Auburn, Ala.

Auburn built a big first half lead and then cruised to an 86-60 win over Paine College behind Chris Denson's game-high 21 points and Rob Chubb's 14 points and 8 rebounds in the exhibition opener in Auburn Arena. Kenny Gabriel added 12 points and 8 rebounds, Allen Payne 12 points, 6 boards and 4 assists and Josh Wallace 12 points and 5 assists. Auburn outrebounded the Lions 47-30. Auburn opened a 13-1 lead and Paine missed its first seven shots from the field before its first basket with 12:47 left in the first half. The Tigers responded with a 26-7 run to push their advantage to 39-10 with just over four minutes to go. The Lions shot just 5-for-26 (.192) from the field in the first half and 33.3 percent for the game. Chris Denson knocked down a pair of treys followed by a Varez Ward free throw to give Auburn a 33-point advantage. Auburn led 50-19 at the half. The Lions used a 15-4 run to close to 57-34 with 15:43 left. Paine kept pushing though and a pair of free throws by Mario Jordan, followed by a two from Tony Baker dropped the Auburn lead below 20 for the first time since it was 25-6. James Devlin led Paine with 14 points.

| Paine College | FG | 3FG | FT | R | F | TP | A | T | B | S | M |
|--------------------|-------|------|-------|----|----|----|---|----|---|---|-----|
| Danny Feliciano, F | 2-6 | 1-3 | 2-3 | 4 | 3 | 7 | 0 | 2 | 0 | 1 | 26 |
| Allen Young, C | 1-5 | 0-0 | 2-7 | 4 | 2 | 4 | 1 | 3 | 2 | 0 | 30 |
| Kenny Fluellen, G | 2-10 | 0-7 | 1-3 | 2 | 1 | 5 | 0 | 0 | 0 | 0 | 18 |
| James Devlin, G | 4-7 | 3-6 | 3-5 | 4 | 1 | 14 | 1 | 2 | 0 | 0 | 23 |
| Mario Jordan, G | 2-7 | 1-5 | 4-4 | 1 | 1 | 9 | 1 | 3 | 0 | 2 | 26 |
| Austin Gibson | 0-0 | 0-0 | 0-0 | 1 | 2 | 0 | 1 | 0 | 0 | 0 | 9 |
| Preston Hodge | 1-3 | 0-1 | 0-0 | 0 | 1 | 2 | 0 | 2 | 0 | 0 | 5 |
| Tony Baker | 3-9 | 1-4 | 3-4 | 4 | 10 | 1 | 1 | 0 | 0 | 0 | 22 |
| Marshall McFadden | 0-1 | 0-0 | 0-0 | 3 | 1 | 0 | 1 | 0 | 0 | 0 | 13 |
| Darius Smith | 2-3 | 0-0 | 2-2 | 2 | 1 | 6 | 0 | 0 | 0 | 0 | 10 |
| Deandre Pettigrew | 0-0 | 0-0 | 0-0 | 0 | 0 | 0 | 0 | 0 | 0 | 0 | 2 |
| Jared Moore | 0-0 | 0-0 | 0-0 | 0 | 1 | 0 | 0 | 0 | 0 | 0 | 2 |
| Mike Dorceus | 0-1 | 0-0 | 1-2 | 1 | 0 | 1 | 0 | 0 | 0 | 0 | 8 |
| Cedrick Flemming | 1-2 | 0-0 | 0-0 | 4 | 1 | 2 | 0 | 0 | 0 | 0 | 6 |
| Team | | | | | | | | | | | 0 |
| Totals | 18-54 | 6-26 | 18-30 | 30 | 19 | 60 | 6 | 13 | 2 | 3 | 200 |

FG%: 1st Half 5-26 .192, 2nd Half 13-28 .464, Game 18-54 .333;
3FG%: 1st Half 1-10 .100, 2nd Half 5-16 .313, Game 6-26 .231;
FT%: 1st Half 8-13 .615, 2nd Half 10-17 .588, Game 18-30 .600;
Deadball Rebounds: 7.

| Auburn | FG | 3FG | FT | R | F | TP | A | T | B | S | M |
|---------------------|-------|------|-------|----|----|----|----|---|---|----|-----|
| Kenny Gabriel, F | 5-11 | 0-3 | 2-3 | 8 | 4 | 12 | 0 | 1 | 0 | 1 | 22 |
| Rob Chubb, C | 4-8 | 0-0 | 6-8 | 8 | 2 | 14 | 1 | 1 | 0 | 1 | 21 |
| Varez Ward, G | 1-4 | 0-1 | 1-5 | 1 | 1 | 3 | 5 | 0 | 0 | 1 | 16 |
| Chris Denson, G | 8-14 | 3-5 | 2-2 | 7 | 0 | 21 | 3 | 3 | 0 | 1 | 33 |
| Frankie Sullivan, G | 1-4 | 1-3 | 0-0 | 1 | 5 | 3 | 0 | 1 | 0 | 4 | 19 |
| Allen Payne | 4-6 | 1-2 | 3-4 | 6 | 3 | 12 | 4 | 0 | 0 | 0 | 25 |
| Cedrick McAfee | 1-8 | 1-6 | 0-0 | 5 | 1 | 3 | 1 | 0 | 0 | 0 | 20 |
| Josh Wallace | 4-7 | 1-3 | 3-3 | 1 | 2 | 12 | 5 | 2 | 0 | 2 | 25 |
| Adrian Forbes | 2-2 | 0-0 | 0-0 | 0 | 1 | 4 | 0 | 0 | 0 | 0 | 6 |
| Willy Kouassi | 1-2 | 0-0 | 0-0 | 4 | 1 | 2 | 0 | 0 | 0 | 0 | 13 |
| Team | | | | | | | | | | | 6 |
| Totals | 31-66 | 7-23 | 17-25 | 47 | 20 | 86 | 19 | 9 | 0 | 10 | 200 |

FG%: 1st Half 20-35 .571, 2nd Half 11-31 .355, Game 31-66 .470; 3FG%: 1st Half 5-12 .417, 2nd Half 2-11 .182, Game 7-23 .304; FT%: 1st Half 5-10 .500, 2nd Half 12-15 .800, Game 17-25 .680; Deadball Rebounds: 7.

| SCORE BY PERIODS | 1 | 2 | | F |
|------------------|----|----|----|----|
| Paine College | 19 | 41 | -- | 60 |
| Auburn | 50 | 36 | -- | 86 |

OFFICIALS--Tony Greene, John Heatly, Dedric Taylor
TECHNICAL FOULS--None
ATTENDANCE--1,455

• Exhibition Game •

Auburn 83, Victory University 47
November 5, 2011
Auburn Arena
Auburn, Ala.

Frankie Sullivan and Chris Denson scored 16 points apiece to lead Auburn to an 83-47 blow-out of Victory University in Auburn Arena in the Tigers' second and final exhibition game. Kenny Gabriel added 10 points and 9 rebounds, Allen Payne 10 points and freshman Willy Kouassi 8 points and 8 boards. After Auburn scored the first seven points of the game and Victory the next seven to tie it, the Tigers ended the half on a 33-9 run to take a 40-16 halftime lead. The Tigers coasted from there. Auburn enjoyed its largest lead of the game of 39 points at 80-41 with six minutes to play and Barbee emptied the Tigers bench. Walk-ons T.J. Rice and Dylan Spencer each came in as Rice totaled 3 points and had a rebound and steal while Spencer collected 3 rebounds. Rob Chubb chipped in 9 points, 6 assists, 3 assists and 2 blocks in 18 minutes while Josh Wallace had 7 assists and 5 points. Auburn outshot Victory 42.3 percent to 24.1 percent from the field and forced 29 turnovers.

| Victory University | FG | 3FG | FT | R | F | TP | A | T | B | S | M |
|--------------------|-------|------|-------|----|----|----|---|----|---|---|-----|
| Keron Jackson, F | 0-8 | 0-4 | 0-0 | 4 | 2 | 0 | 2 | 1 | 0 | 2 | 20 |
| Nick Evans, C | 1-7 | 0-0 | 0-1 | 3 | 5 | 2 | 0 | 3 | 1 | 0 | 12 |
| Mario Jones, G | 3-7 | 3-6 | 2-2 | 1 | 4 | 11 | 0 | 7 | 0 | 3 | 23 |
| Darryl Wright, G | 0-2 | 0-1 | 0-0 | 2 | 2 | 0 | 2 | 2 | 0 | 0 | 15 |
| Nathan Guess, G | 3-5 | 2-2 | 1-2 | 4 | 1 | 9 | 0 | 0 | 0 | 0 | 22 |
| Josh Guillory | 2-6 | 1-4 | 1-4 | 6 | 1 | 6 | 0 | 2 | 1 | 0 | 13 |
| Khalael Headley | 0-7 | 0-2 | 7-8 | 6 | 1 | 7 | 2 | 6 | 0 | 0 | 22 |
| Raphael Banal | 1-3 | 1-2 | 0-0 | 0 | 1 | 3 | 0 | 2 | 0 | 0 | 9 |
| Kevin Pratt | 1-3 | 0-0 | 1-4 | 5 | 0 | 3 | 1 | 3 | 0 | 1 | 15 |
| Jaron Caston | 1-1 | 1-1 | 0-0 | 0 | 3 | 3 | 0 | 1 | 0 | 1 | 8 |
| Kristaps Bernans | 0-2 | 0-0 | 0-1 | 4 | 2 | 0 | 1 | 1 | 0 | 1 | 19 |
| Jeremy Carr | 1-3 | 0-0 | 1-2 | 5 | 1 | 3 | 0 | 1 | 0 | 0 | 22 |
| Team | | | | | | | | | | | 4 |
| Totals | 13-54 | 8-22 | 13-24 | 44 | 23 | 47 | 8 | 29 | 2 | 8 | 200 |

FG%: 1st Half 4-25 .160, 2nd Half 9-29 .310, Game 13-54 .241;
3FG%: 1st Half 2-7 .286, 2nd Half 6-15 .400, Game 8-22 .364;
FT%: 1st Half 6-9 .667, 2nd Half 7-15 .467, Game 13-24 .542;
Deadball Rebounds: 6.

| Auburn | FG | 3FG | FT | R | F | TP | A | T | B | S | M |
|---------------------|-------|------|-------|----|----|----|----|----|---|----|-----|
| Allen Payne, F | 4-11 | 2-4 | 0-0 | 2 | 4 | 10 | 1 | 1 | 0 | 1 | 26 |
| Rob Chubb, C | 4-8 | 0-0 | 1-2 | 6 | 3 | 9 | 3 | 3 | 2 | 0 | 18 |
| Chris Denson, G | 7-15 | 0-2 | 2-5 | 2 | 1 | 16 | 2 | 0 | 0 | 3 | 28 |
| Josh Wallace, G | 2-3 | 0-0 | 1-2 | 2 | 1 | 5 | 7 | 3 | 0 | 1 | 23 |
| Frankie Sullivan, G | 3-10 | 1-6 | 9-12 | 5 | 0 | 16 | 1 | 0 | 0 | 3 | 21 |
| Varez Ward | 1-4 | 1-3 | 0-2 | 3 | 1 | 3 | 3 | 5 | 0 | 5 | 22 |
| Bernard Morena | 0-2 | 0-2 | 3-3 | 0 | 3 | 3 | 1 | 1 | 0 | 0 | 6 |
| Kenny Gabriel | 5-11 | 0-2 | 0-0 | 9 | 1 | 10 | 0 | 2 | 1 | 1 | 21 |
| T.J. Rice | 0-2 | 0-2 | 3-4 | 1 | 0 | 3 | 0 | 0 | 0 | 1 | 5 |
| Dylan Spencer | 0-1 | 0-0 | 0-0 | 3 | 1 | 0 | 0 | 0 | 0 | 0 | 6 |
| Adrian Forbes | 0-0 | 0-0 | 0-0 | 2 | 2 | 0 | 0 | 1 | 0 | 0 | 3 |
| Willy Kouassi | 4-4 | 0-0 | 0-1 | 8 | 3 | 8 | 0 | 2 | 1 | 1 | 21 |
| Team | | | | | | | | | | | 6 |
| Totals | 30-71 | 4-21 | 19-31 | 49 | 20 | 83 | 18 | 18 | 4 | 16 | 200 |

FG%: 1st Half 27-37 .730, 2nd Half 13-34 .382, Game 30-71 .423; 3FG%: 1st Half 1-8 .125, 2nd Half 3-13 .231, Game 4-21 .190; FT%: 1st Half 5-13 .385, 2nd Half 14-18 .778, Game 19-31 .613; Deadball Rebounds: 7.

| SCORE BY PERIODS | 1 | 2 | | F |
|--------------------|----|----|----|----|
| Victory University | 16 | 31 | -- | 47 |
| Auburn | 40 | 43 | -- | 83 |

OFFICIALS--Antinio Petty, Bert Smith, Jeff Smith
TECHNICAL FOULS--Nick Evans, VU (5:59, 2nd); Keron Jackson, VU (5:59, 2nd)
ATTENDANCE--

• Game 1 •

Auburn 84, McNeese State 62
November 11, 2011
Auburn Arena
Auburn, Ala.

Rob Chubb totaled a career-high 21 points on 9-of-12 shooting and had 7 rebounds to lead Auburn to an 84-62 win over McNeese State in the season opener for both teams at Auburn Arena. Varez Ward added 14 points, 5 assists and 4 rebounds, Kenny Gabriel 13 points and 7 boards and Chris Denson 10 points. Auburn scored the first 11 points of the game and held McNeese State scoreless for the first 5 minutes and never trailed. The Tigers shot 58.8 percent to set a new high for the team in the 2-year-old Auburn Arena. Auburn's full-court press led to four McNeese State turnovers in the first 5 minutes of the game as the Tigers opened up their lead. The Tigers forced McNeese State into 17 turnovers, resulting in 22 points. McNeese State closed to within 31-25 with just over 5 minutes left in the half, but Auburn ended the half on a 15-6 run for a 46-31 lead. The Tigers scored the first 8 points to widen their lead to 23. The Tigers held the Cowboys to only one field goal for 14:41 bridging both halves together. Denson's free throw with 12:21 left in the game gave Auburn its largest lead of 62-33. With 3 minutes to go, Barbee emptied the bench. The Tigers outrebounded the Cowboys 40-28. Patrick Richard, the Southland Conference's leading scorer last season, was held to a team-high 13 points on only 3-of-13 shooting.

| McNeese State | FG | 3FG | FT | R | F | TP | A | T | B | S | M |
|---------------------|-------|------|-------|----|----|----|---|----|---|----|-----|
| Patrick Richard, F | 3-13 | 0-7 | 7-7 | 3 | 0 | 13 | 0 | 3 | 0 | 1 | 34 |
| Daniel Richard, F | 0-0 | 0-0 | 0-0 | 0 | 2 | 0 | 0 | 2 | 1 | 0 | 17 |
| Rudy Turner, C | 3-8 | 0-0 | 1-2 | 5 | 3 | 7 | 0 | 3 | 2 | 2 | 22 |
| Jeremie Mitchell, G | 2-5 | 1-3 | 1-2 | 1 | 0 | 6 | 1 | 2 | 0 | 4 | 21 |
| Dontae Cannon, G | 2-10 | 0-4 | 2-2 | 0 | 1 | 6 | 2 | 2 | 1 | 1 | 30 |
| Kevin Hardy | 2-3 | 1-1 | 0-0 | 3 | 2 | 5 | 1 | 1 | 0 | 0 | 13 |
| Will Brown | 1-3 | 0-1 | 0-0 | 4 | 4 | 2 | 1 | 3 | 0 | 0 | 19 |
| Adrian Fields | 2-4 | 1-2 | 5-5 | 3 | 3 | 10 | 1 | 0 | 0 | 0 | 20 |
| Craig McFerrin | 2-2 | 0-0 | 2-4 | 2 | 1 | 6 | 0 | 1 | 0 | 1 | 9 |
| Desharick Guidry | 2-5 | 0-0 | 3-5 | 3 | 0 | 7 | 1 | 0 | 0 | 2 | 12 |
| Tyson Queen | 0-0 | 0-0 | 0-0 | 1 | 1 | 0 | 0 | 0 | 0 | 0 | 3 |
| Team | | | | | | | | | | | 3 |
| Totals | 19-53 | 3-18 | 21-27 | 28 | 17 | 62 | 7 | 17 | 4 | 11 | 200 |

FG%: 1st Half 9-27 .333, 2nd Half 10-26 .385, Game 19-53 .358;
3FG%: 1st Half 1-12 .083, 2nd Half 2-6 .333, Game 3-18 .167;
FT%: 1st Half 12-12 1.000, 2nd Half 9-15 .600, Game 21-27 .778;
Deadball Rebounds: 4.

| Auburn | FG | 3FG | FT | R | F | TP | A | T | B | S | M |
|---------------------|-------|------|-------|----|----|----|----|----|---|---|-----|
| Allen Payne, F | 2-6 | 0-2 | 4-4 | 5 | 3 | 8 | 1 | 1 | 0 | 1 | 30 |
| Kenny Gabriel, F | 6-6 | 1-1 | 0-0 | 7 | 4 | 13 | 1 | 1 | 1 | 0 | 21 |
| Rob Chubb, C | 9-12 | 0-0 | 3-3 | 7 | 2 | 21 | 3 | 2 | 0 | 2 | 24 |
| Varez Ward, G | 5-11 | 3-6 | 1-4 | 4 | 3 | 14 | 5 | 1 | 0 | 0 | 25 |
| Frankie Sullivan, G | 3-12 | 2-8 | 0-0 | 5 | 2 | 8 | 3 | 1 | 0 | 3 | 29 |
| Chris Denson | 4-8 | 0-0 | 2-6 | 2 | 1 | 10 | 2 | 1 | 0 | 2 | 26 |
| Josh Wallace | 3-5 | 0-0 | 0-0 | 0 | 1 | 6 | 1 | 2 | 0 | 0 | 18 |
| T.J. Rice | 0-0 | 0-0 | 0-0 | 0 | 0 | 0 | 0 | 0 | 0 | 0 | 2 |
| Dylan Spencer | 0-1 | 0-1 | 0-2 | 1 | 2 | 0 | 0 | 1 | 0 | 0 | 3 |
| Adrian Forbes | 1-1 | 0-0 | 0-0 | 3 | 3 | 2 | 0 | 2 | 0 | 1 | 12 |
| Willy Kouassi | 0-0 | 0-0 | 2-4 | 5 | 1 | 2 | 0 | 1 | 0 | 0 | 10 |
| Team | | | | | | | | | | | 1 |
| Totals | 33-62 | 6-18 | 12-23 | 40 | 22 | 84 | 16 | 13 | 1 | 9 | 200 |

FG%: 1st Half 20-34 .588, 2nd Half 13-28 .464, Game 33-62 .532; 3FG%: 1st Half 3-7 .429, 2nd Half 3-11 .273, Game 6-18 .333; FT%: 1st Half 7-9 .778, 2nd Half 9-16 .563, Game 12-23 .522; Deadball Rebounds: 8.

| SCORE BY PERIODS | 1 | 2 | | F |
|---------------------|----|----|----|----|
| McNeese State (0-1) | 31 | 31 | -- | 62 |
| Auburn (1-0) | 46 | 38 | -- | 84 |

OFFICIALS--Joe Lindsay, John Hampton, Forrest Sigler
TECHNICAL FOULS--None
ATTENDANCE--5,225

• Game 2 •

Auburn 68, Kennesaw State 55
November 14, 2011
Auburn Arena
Auburn, Ala.

Frankie Sullivan scored a game-high 22 points on 5-of-9 3-pointers as Auburn led from start to finish to defeat Kennesaw State 68-55 in Auburn Arena. Rob Chubb added 13 points and 7 rebounds as the Tigers improved to 2-0 for the first time since 2006-07. Kenny Gabriel added 9 points and 7 rebounds, while Varez Ward totaled 9 points and 6 assists. Auburn shot 53.3 percent (8-of-15) from 3-point range. After the Owls cut the Auburn margin down to 53-46 with 6:36 left, Chris Denson hit a 3-pointer and Sullivan followed up with his fifth 3-pointer for a 59-46 lead. Auburn jumped out to a 16-9 lead and held a 29-20 halftime edge. The Tigers began the second half with a 12-1 run fueled by full-court pressure and hot shooting. The Tigers sandwiched the run with 3-pointers by Allen Payne and Sullivan as they took a 41-21 lead with 16:29 to go. Kennesaw State answered with a 17-6 spurt that cut it to single digits, but the Tigers responded with consecutive baskets by Ward and Denson to halt the run and give their team the 51-38 lead with 10:24 left. Kennesaw State was led by 13 points and 13 rebounds from Aaron Anderson.

| Kennesaw State | FG | 3FG | FT | R | F | TP | A | T | B | S | M |
|------------------------|-------|------|-------|----|----|----|---|----|---|----|-----|
| Aaron Anderson, F 6-13 | 0-0 | 1-3 | 13 | 3 | 13 | 0 | 2 | 1 | 0 | 31 | |
| Brandon Dawson, F 1-4 | 0-1 | 7-8 | 2 | 4 | 9 | 0 | 0 | 1 | 0 | 27 | |
| Delbert Love, G 1-5 | 0-4 | 0-0 | 5 | 4 | 2 | 4 | 5 | 0 | 3 | 29 | |
| Romain Henry, G 2-2 | 1-1 | 0-0 | 3 | 1 | 5 | 0 | 0 | 0 | 0 | 25 | |
| Spencer Dixon, G 3-18 | 2-7 | 3-4 | 2 | 1 | 11 | 4 | 3 | 0 | 1 | 38 | |
| Nick Turner | 4-12 | 2-6 | 0-0 | 1 | 2 | 10 | 0 | 0 | 0 | 27 | |
| Mirza Sabic | 0-0 | 0-0 | 0-0 | 0 | 1 | 0 | 0 | 0 | 0 | 4 | |
| Andrew Osemhen | 1-1 | 0-0 | 3-4 | 2 | 2 | 5 | 1 | 2 | 1 | 19 | |
| Team | 2 | | | | | | | | | | |
| Totals | 18-55 | 5-19 | 14-19 | 30 | 18 | 55 | 9 | 12 | 3 | 5 | 200 |

FG%: 1st Half 7-27 .259, 2nd Half 11-28 .393, Game 18-55 .327;
3FG%: 1st Half 1-9 .111, 2nd Half 4-10 .400, Game 5-19 .263;
FT%: 1st Half 5-6 .833, 2nd Half 9-13 .692, Game 14-19 .737;
Deadball Rebounds: 3.

| Auburn | FG | 3FG | FT | R | F | TP | A | T | B | S | M |
|--------------------------|-------|------|-------|----|----|----|----|----|----|----|-----|
| Allen Payne, F 1-7 | 1-2 | 0-0 | 8 | 2 | 3 | 1 | 1 | 0 | 1 | 30 | |
| Kenny Gabriel, F 4-7 | 0-1 | 1-2 | 7 | 4 | 9 | 0 | 2 | 1 | 2 | 18 | |
| Rob Chubb, C 5-12 | 0-0 | 3-6 | 7 | 3 | 13 | 1 | 2 | 2 | 0 | 24 | |
| Varez Ward, G 4-7 | 1-1 | 0-2 | 3 | 9 | 6 | 3 | 0 | 1 | 33 | | |
| Frankie Sullivan, G 6-11 | 5-9 | 5-7 | 5 | 1 | 22 | 2 | 3 | 0 | 2 | 33 | |
| Chris Denson | 3-6 | 1-2 | 1-3 | 3 | 2 | 8 | 5 | 3 | 0 | 25 | |
| Josh Wallace | 0-0 | 0-0 | 2-4 | 1 | 0 | 2 | 4 | 0 | 0 | 20 | |
| Adrian Forbes | 0-0 | 0-0 | 0-0 | 3 | 1 | 0 | 0 | 2 | 2 | 0 | 8 |
| Willy Kouassi | 1-2 | 0-0 | 0-0 | 3 | 1 | 2 | 0 | 1 | 0 | 0 | 9 |
| Team | 2 | | | | | | | | | | |
| Totals | 24-52 | 8-15 | 12-24 | 42 | 17 | 68 | 19 | 17 | 5 | 6 | 200 |

FG%: 1st Half 11-22 .500, 2nd Half 13-30 .433, Game 24-52 .462;
3FG%: 1st Half 3-5 .600, 2nd Half 5-10 .500, Game 8-15 .533;
FT%: 1st Half 4-7 .571, 2nd Half 8-17 .471, Game 12-24 .500;
Deadball Rebounds: 7.

| SCORE BY PERIODS | 1 | 2 | | F |
|----------------------|----|----|----|----|
| Kennesaw State (0-2) | 20 | 35 | -- | 55 |
| Auburn (2-0) | 29 | 39 | -- | 68 |

OFFICIALS--Doug Shows, J.B. Caldwell, Rick Hartzell
TECHNICAL FOULS--None
ATTENDANCE--4,760

• Game 3 •

Auburn 78, Nicholls State 57
November 25, 2011
Auburn Arena
Auburn, Ala.

Auburn had a school record 17 blocks rolling to a 78-57 win over Nicholls State in Auburn Arena to remain unbeaten. The 17 blocks by the Tigers was just one shy of the SEC record set by Arkansas in 1996. Auburn is 3-0 for the first time since 2006. Varez Ward had career-highs of 20 points and 8 rebounds to go along with 5 assists and 3 steals. Frankie Sullivan scored 13 points and Allen Payne had 11, while Chris Denson and Josh Wallace each chipped in 10 off the bench. Rob Chubb and Willy Kouassi each had 5 blocks while Kenny Gabriel added 4. Auburn pulled away with a 19-5 run midway through the second half to push its advantage to 60-42. A 3-point play by Gabriel widened the Auburn lead to 68-46 with 8 minutes to go. Auburn's first 10 points came off Nicholls State turnovers as the Tigers jumped out to a 10-1 lead. The Tigers forced the Colonels into 17 total turnovers and turned that into 22 points. Gabriel had a putback slam to start an 8-2 first-half run that was capped by a three-point play from Chubb. A lay-up from Sullivan gave Auburn a 26-13 lead halfway through the first period. Nicholls State cut the Auburn lead down to 33-32 with less than two minutes before halftime, but the Tigers responded with a 6-1 run to lead 39-33 at the break. The Tigers pulled away in the second half behind some hot shooting from distance. After connecting on just 1-of-14 attempts from 3-point range in the first half, Auburn sank 5-of-8 from behind the arc in the second half. Chris Talkington led Nicholls State with 20 points. Trevon Lewis added a double-double with 15 points and 12 rebounds.

| Nicholls State | FG | 3FG | FT | R | F | TP | A | T | B | S | M |
|--------------------------|-------|------|-------|----|----|----|----|----|---|----|-----|
| Lachlan Prest, F 1-3 | 0-2 | 0-0 | 0 | 1 | 2 | 3 | 3 | 0 | 0 | 27 | |
| Chris Talkington, F 7-16 | 4-8 | 2-2 | 3 | 3 | 20 | 1 | 3 | 0 | 0 | 34 | |
| Trevon Lewis, F 6-21 | 0-1 | 3-5 | 12 | 1 | 15 | 0 | 0 | 0 | 0 | 34 | |
| Bryan Hammond, G 0-6 | 0-2 | 0-0 | 7 | 1 | 0 | 2 | 0 | 0 | 0 | 25 | |
| Shane Rillieux, G 3-5 | 1-1 | 5-7 | 5 | 2 | 12 | 2 | 4 | 0 | 1 | 36 | |
| Bryson Triggs | 0-1 | 0-1 | 0-0 | 0 | 0 | 0 | 0 | 0 | 0 | 2 | |
| Sam McBeath | 2-8 | 2-6 | 0-0 | 8 | 2 | 6 | 4 | 2 | 2 | 14 | |
| Sterling Bailey | 0-1 | 0-1 | 0-0 | 1 | 2 | 0 | 1 | 2 | 0 | 6 | |
| Jeremy Smith | 1-1 | 0-0 | 0-0 | 0 | 2 | 2 | 1 | 3 | 0 | 10 | |
| Linden Smith-Hyde | 0-0 | 0-0 | 0-0 | 0 | 0 | 0 | 0 | 0 | 0 | 2 | |
| Team | 7 | | | | | | | | | | |
| Totals | 20-62 | 7-22 | 10-14 | 43 | 14 | 57 | 14 | 17 | 2 | 2 | 200 |

FG%: 1st Half 10-25 .400, 2nd Half 10-37 .270, Game 20-62 .323;
3FG%: 1st Half 5-10 .500, 2nd Half 2-12 .167, Game 7-22 .318;
FT%: 1st Half 8-11 .727, 2nd Half 2-3 .667, Game 10-14 .714;
Deadball Rebounds: 1.

| Auburn | FG | 3FG | FT | R | F | TP | A | T | B | S | M |
|--------------------------|-------|------|-------|----|----|----|----|---|----|----|-----|
| Allen Payne, F 5-10 | 1-3 | 0-0 | 5 | 3 | 11 | 0 | 3 | 0 | 1 | 24 | |
| Kenny Gabriel, F 2-7 | 0-2 | 4-5 | 8 | 2 | 8 | 2 | 0 | 4 | 3 | 27 | |
| Rob Chubb, C 2-6 | 0-0 | 1-1 | 1 | 3 | 5 | 2 | 2 | 5 | 0 | 21 | |
| Varez Ward, G 7-14 | 2-6 | 4-4 | 8 | 1 | 20 | 5 | 1 | 1 | 3 | 33 | |
| Frankie Sullivan, G 5-12 | 2-9 | 1-2 | 6 | 3 | 13 | 3 | 0 | 1 | 3 | 30 | |
| Chris Denson | 4-9 | 0-1 | 2-2 | 3 | 2 | 10 | 2 | 1 | 1 | 23 | |
| Josh Wallace | 4-7 | 1-1 | 1-1 | 2 | 1 | 10 | 3 | 1 | 0 | 23 | |
| Willy Kouassi | 0-3 | 0-0 | 1-2 | 7 | 2 | 1 | 0 | 0 | 5 | 1 | 19 |
| Team | 4 | | | | | | | | | | |
| Totals | 29-68 | 6-22 | 14-17 | 44 | 17 | 78 | 17 | 8 | 17 | 13 | 200 |

FG%: 1st Half 16-40 .400, 2nd Half 13-28 .464, Game 29-68 .426;
3FG%: 1st Half 1-14 .071, 2nd Half 5-8 .625, Game 6-22 .273;
FT%: 1st Half 6-7 .857, 2nd Half 8-10 .800, Game 14-17 .824;
Deadball Rebounds: 0.

| SCORE BY PERIODS | 1 | 2 | | F |
|----------------------|----|----|----|----|
| Nicholls State (1-5) | 33 | 24 | -- | 57 |
| Auburn (3-0) | 39 | 39 | -- | 78 |

OFFICIALS--Patrick Evans, Brian Shey, Carlos Gonzalez
TECHNICAL FOULS--None
ATTENDANCE--7,182

• Game 4 •

Auburn 72, Arkansas-Pine Bluff 59
November 28, 2011
Auburn Arena
Auburn, Ala.

Chris Denson scored 17 points and Kenny Gabriel added 16 points, 8 rebounds and 5 blocks to lead Auburn to a 72-59 victory over Arkansas-Pine Bluff at Auburn Arena to improve to 4-0 on the season. Frankie Sullivan added 14 points, going 3-of-3 from 3-point range. A 20-2 run over the final 3:23 of the first half lifted Auburn to a 44-25 lead at the break. Sullivan led the rally with three 3-pointers as the Tigers widened their lead from three to 19 points. Auburn hit 8-of-11 3-pointers in the first half, but connected on just 1-of-4 attempts after halftime to finish the game at 60 percent (9-of-15). Arkansas-Pine Bluff got as close as 51-42 with 14 minutes remaining on a 12-0 run that included a pair of 3-pointers by Kyle Jones, who finished with 15 points. The Tigers posted double-digit blocks for the second-straight game. After setting a program record with 17 the game prior against Nicholls State, Auburn had 10 against the Golden Lions. Savalace Townsend led Arkansas-Pine Bluff with 24 points, and Daniel Broughton had 11 points and 10 rebounds. Auburn outshot Arkansas-Pine Bluff 52.0 percent to 37.7 percent but was outrebounded 34-33.

| Ark.-Pine Bluff | FG | 3FG | FT | R | F | TP | A | T | B | S | M |
|---------------------------|-------|------|-----|----|----|----|----|----|---|----|-----|
| Mitchell Anderson, F 1-8 | 0-2 | 0-2 | 8 | 0 | 2 | 5 | 2 | 2 | 3 | 36 | |
| Lavoris Weathers, F 2-6 | 0-0 | 0-0 | 10 | 2 | 4 | 0 | 3 | 0 | 1 | 27 | |
| Daniel Broughton, F 5-16 | 0-1 | 1-2 | 10 | 4 | 11 | 2 | 1 | 0 | 1 | 35 | |
| Clay Johnson, G 0-0 | 0-0 | 1-2 | 1 | 2 | 1 | 0 | 4 | 0 | 0 | 21 | |
| Savalace Townsend, G 9-18 | 4-10 | 2-2 | 3 | 3 | 24 | 4 | 4 | 0 | 1 | 40 | |
| Jaylon Floyd | 1-1 | 0-0 | 0 | 0 | 2 | 0 | 0 | 0 | 0 | 2 | |
| Jamar Harris | 0-0 | 0-0 | 0-0 | 0 | 1 | 0 | 1 | 0 | 0 | 6 | |
| Derrius Nelson | 0-0 | 0-0 | 0-0 | 0 | 0 | 0 | 0 | 0 | 0 | 0 | 2 |
| Demetrius Smith | 0-0 | 0-0 | 0-0 | 0 | 0 | 0 | 1 | 0 | 0 | 0 | 2 |
| Kyle Jones | 5-12 | 5-12 | 0-0 | 0 | 2 | 15 | 1 | 0 | 0 | 1 | 29 |
| Austin Allen | 0-0 | 0-0 | 0-0 | 0 | 0 | 0 | 0 | 0 | 0 | 0 | 0 |
| Team | 2 | | | | | | | | | | |
| Totals | 23-61 | 9-25 | 4-8 | 34 | 14 | 59 | 13 | 15 | 2 | 7 | 200 |

FG%: 1st Half 10-33 .303, 2nd Half 13-28 .464, Game 23-61 .377;
3FG%: 1st Half 4-14 .286, 2nd Half 5-11 .455, Game 9-25 .360;
FT%: 1st Half 1-2 .500, 2nd Half 3-6 .500, Game 4-8 .500;
Deadball Rebounds: 4.

| Auburn | FG | 3FG | FT | R | F | TP | A | T | B | S | M |
|-------------------------|-------|------|-------|----|----|----|----|----|----|----|-----|
| Allen Payne, F 2-2 | 0-0 | 1-1 | 5 | 1 | 5 | 3 | 1 | 0 | 1 | 26 | |
| Kenny Gabriel, F 6-15 | 2-4 | 2-3 | 8 | 2 | 16 | 0 | 5 | 5 | 1 | 30 | |
| Rob Chubb, C 2-5 | 0-0 | 0-0 | 1 | 3 | 4 | 0 | 4 | 2 | 0 | 17 | |
| Varez Ward, G 1-4 | 1-3 | 2-4 | 4 | 3 | 5 | 7 | 2 | 0 | 1 | 30 | |
| Frankie Sullivan, G 4-5 | 3-3 | 3-5 | 3 | 3 | 14 | 2 | 2 | 0 | 1 | 32 | |
| Chris Denson | 6-10 | 3-4 | 2-2 | 1 | 2 | 17 | 3 | 2 | 0 | 23 | |
| Josh Wallace | 2-5 | 0-1 | 0-3 | 2 | 0 | 4 | 1 | 0 | 0 | 2 | 19 |
| Willy Kouassi | 3-4 | 0-0 | 1-2 | 4 | 3 | 7 | 0 | 0 | 3 | 1 | 23 |
| Team | 5 | | | | | | | | | | |
| Totals | 26-50 | 9-15 | 11-20 | 33 | 17 | 72 | 16 | 16 | 10 | 7 | 200 |

FG%: 1st Half 13-21 .619, 2nd Half 13-29 .448, Game 26-50 .520;
3FG%: 1st Half 8-11 .727, 2nd Half 1-4 .250, Game 9-15 .600;
FT%: 1st Half 10-17 .588, 2nd Half 1-3 .333, Game 11-20 .550;
Deadball Rebounds: 4.

| SCORE BY PERIODS | 1 | 2 | | F |
|---------------------------|----|----|----|----|
| Arkansas-Pine Bluff (1-4) | 25 | 34 | -- | 59 |
| Auburn (4-0) | 44 | 28 | -- | 72 |

OFFICIALS--Joe Lindsay, Ron Groover, Roger Ayers
TECHNICAL FOULS--None
ATTENDANCE--4,535

• Game 5 •

Seton Hall 81, Auburn 59
December 2, 2011

Big East-SEC Challenge
Prudential Center • Newark, N.J.

Herb Pope totaled 23 points and 12 rebounds and Patrik Auda had 17 points as Seton Hall handed Auburn its first loss of the season, 81-59, at the Prudential Center in the SEC-Big East Challenge on Friday. Rob Chubb led the Tigers with 12 points and six rebounds. Kenny Gabriel and Josh Wallace added 11 points apiece for Auburn. The Pirates did it by hot 3-point shooting, controlling the boards and forcing Tigers turnovers early. Seton Hall went 10-of-24 from 3-point range, outrebounded the Tigers 40-26 and forced Auburn into 14 turnovers, including eight in the first eight minutes. Seton Hall jumped out to an 18-7 lead in the first eight minutes on an 11-0 run, and the Pirates led 24-13 with nine minutes left. The Tigers answered with six straight to close to within 24-19. Seton Hall made 6-of-12 3-pointers to take a 38-31 halftime lead and outscored Auburn 11-0 in second chance points with eight offensive rebounds to none for the Tigers. The Pirates pushed their lead back to 11 in the first five minutes after intermission on second chance points and then extended it to 54-41 on a conventional 3-point play by Pope. Seton Hall used an 14-2 run to make it 74-50 with 4:35 left. Auburn shot 46 percent from the field but was only 3-of-16 from 3-point range.

| Auburn | FG | 3FG | FT | R | F | TP | A | T | B | S | M |
|---------------------|-------|------|-------|----|----|----|----|----|---|---|-----|
| Allen Payne, F | 0-0 | 0-0 | 0-0 | 0 | 1 | 0 | 0 | 2 | 0 | 0 | 15 |
| Kenny Gabriel, F | 4-10 | 1-5 | 2-4 | 6 | 3 | 11 | 0 | 2 | 2 | 1 | 34 |
| Rob Chubb, C | 6-8 | 0-0 | 0-0 | 6 | 3 | 12 | 0 | 2 | 1 | 0 | 28 |
| Varez Ward, G | 2-4 | 2-4 | 3-7 | 2 | 2 | 9 | 3 | 3 | 2 | 1 | 26 |
| Frankie Sullivan, G | 3-15 | 0-7 | 1-2 | 6 | 2 | 7 | 3 | 1 | 0 | 0 | 36 |
| Chris Denson | 4-7 | 0-0 | 0-0 | 2 | 2 | 8 | 0 | 2 | 0 | 0 | 21 |
| Josh Wallace | 4-5 | 0-0 | 3-4 | 0 | 3 | 11 | 4 | 2 | 0 | 4 | 27 |
| Adrian Forbes | 0-0 | 0-0 | 0-0 | 0 | 0 | 0 | 0 | 0 | 0 | 0 | 1 |
| Willy Kouassi | 0-1 | 0-0 | 1-2 | 3 | 2 | 1 | 1 | 0 | 1 | 0 | 12 |
| Team | | | | 1 | | | | | | | |
| Totals | 23-50 | 3-16 | 10-19 | 26 | 18 | 59 | 11 | 14 | 6 | 2 | 200 |

FG%: 1st Half 14-23 .609, 2nd Half 9-27 .333, Game 23-50 .460;
3FG%: 1st Half 2-7 .286, 2nd Half 1-9 .111, Game 3-16 .188;
FT%: 1st Half 1-2 .500, 2nd Half 9-17 .529, Game 10-19 .526;
Deadball Rebounds: 5.

| Seton Hall | FG | 3FG | FT | R | F | TP | A | T | B | S | M |
|--------------------|-------|-------|-------|----|----|----|----|----|---|----|-----|
| Herb Pope, F | 10-19 | 0-2 | 3-3 | 12 | 1 | 23 | 2 | 2 | 3 | 3 | 31 |
| Fuquan Edwin, F | 6-10 | 2-3 | 0-0 | 9 | 3 | 14 | 2 | 1 | 1 | 0 | 34 |
| Patrik Auda, F | 4-6 | 2-3 | 7-7 | 5 | 4 | 17 | 0 | 0 | 0 | 3 | 26 |
| Jordan Theodore, G | 0-6 | 0-3 | 3-4 | 5 | 3 | 3 | 10 | 2 | 0 | 3 | 35 |
| Aaron Cosby, G | 4-11 | 4-9 | 1-2 | 4 | 0 | 13 | 3 | 1 | 1 | 1 | 33 |
| Sean Brennan | 0-0 | 0-0 | 0-0 | 0 | 0 | 0 | 0 | 1 | 0 | 0 | 2 |
| Haralds Karlis | 3-5 | 2-4 | 0-0 | 1 | 1 | 8 | 1 | 0 | 0 | 0 | 21 |
| Freddie Wilson | 1-2 | 0-0 | 0-0 | 1 | 0 | 2 | 0 | 1 | 0 | 0 | 5 |
| John Snow | 0-0 | 0-0 | 0-0 | 0 | 1 | 0 | 0 | 0 | 0 | 0 | 1 |
| Pete Dill | 0-0 | 0-0 | 0-0 | 0 | 1 | 0 | 0 | 0 | 0 | 0 | 2 |
| Aaron Geramipoor | 0-1 | 0-0 | 1-3 | 2 | 4 | 1 | 0 | 1 | 0 | 0 | 10 |
| Team | | | | 1 | | 2 | | | | | |
| Totals | 28-60 | 10-24 | 15-19 | 40 | 18 | 81 | 18 | 11 | 5 | 10 | 200 |

FG%: 1st Half 15-34 .441, 2nd Half 13-26 .500, Game 28-60 .467;
3FG%: 1st Half 6-14 .429, 2nd Half 4-10 .400, Game 10-24 .417;
FT%: 1st Half 2-5 .400, 2nd Half 13-14 .929, Game 15-19 .789;
Deadball Rebounds: 1.

| SCORE BY PERIODS | 1 | 2 | | F |
|------------------|----|----|----|----|
| Auburn (4-1) | 31 | 28 | -- | 59 |
| Seton Hall (6-1) | 38 | 43 | -- | 81 |

OFFICIALS--James Breeding, Roger Ayers, Mike Stuart
TECHNICAL FOULS--None
ATTENDANCE--6,591

• Game 6 •

Auburn 52, South Florida 40
December 14, 2011

Auburn Arena
Auburn, Ala.

Frankie Sullivan and Chris Denson each scored 12 points as Auburn defeated South Florida 52-40 in Auburn Arena after an 11-day layoff to improve to 5-1 for its best start in seven years. Varez Ward added 11 points and six rebounds while Kenny Gabriel had seven points, a team-best eight rebounds and three steals. Auburn held USF to 40 points, the fewest for an opponent since Alabama A&M scored 40 on Dec. 29, 2008. The Tigers set season-high marks for free throws made by going 15-of-18 for 83.3 percent. Ward connected on Auburn's first 3-pointer of the night with 1:36 to go in the opening half as the Tigers pulled within one. Sullivan's layup was sandwiched by a pair of blocks by Willy Kouassi as Auburn took its first lead, 21-20 at the half. The Tigers did not trail again. Auburn bridged a 13-2 run over the last minute of the first half through the break to take a 29-22 lead. The Tigers then opened their lead to 37-29 on a layup by Sullivan with 11:16 remaining. Sullivan's first trey, followed by a floater from Denson, capped a 14-3 run and gave Auburn a 45-32 advantage with 6:47 to go. South Florida scored the first seven points of the game, but the Bulls then went more than eight minutes without a basket as Auburn closed to within 9-8. Augustus Gilchrist scored 10 of South Florida's first 15 points as the Bulls held a 15-10 lead. Gilchrist, who was the lone Bull in double figures, didn't score again after the 6:04 mark of the first half.

| South Florida | FG | 3FG | FT | R | F | TP | A | T | B | S | M |
|------------------------|-------|------|------|----|----|----|---|----|---|---|-----|
| Augustus Gilchrist, F | 5-10 | 0-2 | 0-1 | 5 | 1 | 10 | 0 | 2 | 0 | 0 | 37 |
| Thornly Fitzpatrick, F | 2-8 | 0-3 | 2-2 | 5 | 4 | 6 | 0 | 4 | 0 | 0 | 24 |
| Anthony Collins, G | 2-4 | 1-2 | 2-4 | 4 | 7 | 2 | 5 | 1 | 3 | 3 | 34 |
| Shaun Noriega, G | 1-5 | 1-3 | 2-2 | 0 | 1 | 5 | 0 | 0 | 0 | 0 | 24 |
| Hugh Robertson, G | 1-3 | 0-1 | 2-2 | 7 | 1 | 4 | 3 | 0 | 0 | 1 | 29 |
| Ron Anderson Jr | 0-1 | 0-0 | 0-5 | 1 | 2 | 0 | 1 | 2 | 1 | 0 | 14 |
| Victor Rudd Jr. | 0-4 | 0-3 | 0-0 | 0 | 2 | 0 | 0 | 1 | 0 | 1 | 22 |
| Blake Nash | 3-7 | 2-4 | 0-0 | 3 | 1 | 8 | 0 | 0 | 0 | 1 | 16 |
| Mike McCloskey | 0-0 | 0-0 | 0-0 | 0 | 0 | 0 | 0 | 0 | 0 | 0 | 0+ |
| Team | | | | 3 | | | | | | | |
| Totals | 14-42 | 4-18 | 8-16 | 26 | 16 | 40 | 6 | 14 | 2 | 6 | 200 |

FG%: 1st Half 9-23 .391, 2nd Half 5-19 .263, Game 14-42 .333;
3FG%: 1st Half 2-10 .200, 2nd Half 2-8 .250, Game 4-18 .222;
FT%: 1st Half 0-3 .000, 2nd Half 8-13 .615, Game 8-16 .500;
Deadball Rebounds: 3.

| Auburn | FG | 3FG | FT | R | F | TP | A | T | B | S | M |
|------------------|-------|------|-------|----|----|----|----|----|---|---|-----|
| Allen Payne, F | 0-0 | 0-0 | 0-0 | 0 | 1 | 0 | 0 | 1 | 0 | 1 | 9 |
| Kenny Gabriel, F | 2-7 | 1-2 | 2-2 | 8 | 4 | 7 | 1 | 1 | 2 | 3 | 25 |
| Rob Chubb, C | 3-5 | 0-0 | 0-0 | 6 | 3 | 6 | 4 | 5 | 0 | 0 | 24 |
| Chris Denson, G | 5-9 | 0-2 | 2-3 | 3 | 0 | 12 | 0 | 0 | 1 | 3 | 34 |
| Josh Wallace, G | 0-1 | 0-0 | 0-0 | 3 | 3 | 0 | 3 | 2 | 0 | 0 | 18 |
| Varez Ward | 2-10 | 1-6 | 6-7 | 6 | 1 | 11 | 2 | 3 | 0 | 0 | 32 |
| Frankie Sullivan | 4-8 | 1-4 | 3-4 | 4 | 2 | 12 | 1 | 0 | 0 | 0 | 27 |
| Adrian Forbes | 1-1 | 0-0 | 2-2 | 3 | 0 | 4 | 0 | 0 | 0 | 0 | 16 |
| Willy Kouassi | 0-0 | 0-0 | 0-0 | 1 | 2 | 0 | 0 | 2 | 2 | 0 | 15 |
| Team | | | | 0 | | | | | | | |
| Totals | 17-41 | 3-14 | 15-18 | 34 | 16 | 52 | 11 | 14 | 5 | 7 | 200 |

FG%: 1st Half 8-22 .364, 2nd Half 9-19 .474, Game 17-41 .415;
3FG%: 1st Half 1-6 .167, 2nd Half 2-8 .250, Game 3-14 .214;
FT%: 1st Half 4-4 1.000, 2nd Half 11-14 .786, Game 15-18 .833;
Deadball Rebounds: 0.

| SCORE BY PERIODS | 1 | 2 | | F |
|---------------------|----|----|----|----|
| South Florida (6-5) | 20 | 20 | -- | 40 |
| Auburn (5-1) | 21 | 31 | -- | 52 |

OFFICIALS--Doug Sirmons, Jamie Luckie, Karl Hess
TECHNICAL FOULS--None
ATTENDANCE--4,436

• Game 7 •

Auburn 84, North Florida 71
December 17, 2011

Auburn Arena
Auburn, Ala.

Varez Ward scored 17 points and Kenny Gabriel recorded the first double-double of the season with 15 points and a career-high 13 rebounds as Auburn defeated North Florida 84-71 for its best start in eight years. Chris Denson's 14 points and Frankie Sullivan's 13 made it four Tigers in double-figures while Rob Chubb set a career high with 12 rebounds to go along with nine points. Sullivan was fouled on a 3-point attempt and sank all three free throws with 2:33 left to extend the Tigers' lead to 76-69. Ward then tacked on three free throws over two possessions as Auburn claimed its first double-digit lead of the game. Josh Langford converted a three-point play for an 84-71 lead with less than a minute to go that capped a 13-2 Auburn run. Auburn sank 8-of-9 free throws in the final 2:33 to solidify the win as it improved to 6-1 for the first time since the 2003-04 season. The Tigers shot 67 percent (12-of-18) from the floor after halftime. Auburn and UNF traded 3-pointers with 11 minutes left in the first half to knot the game at 20. The Ospreys took a 34-31 lead on a 3-pointer by Jerron Granberry with 2:39 to go before the half – their first lead since an early 6-4 advantage. The Tigers used a 6-0 mini-run over the final 1:30 of the first half to take a 39-36 lead into halftime. Langford's first basket of the season was Auburn's first basket in more than four minutes, and it gave the Tigers a 47-43 lead with 14 minutes left. Three times Auburn was able to widen its lead to nine points, and each time North Florida fought back before the Tigers were finally able to pull away.

| North Florida | FG | 3FG | FT | R | F | TP | A | T | B | S | M |
|---------------------|-------|------|-------|----|----|----|----|----|---|---|-----|
| Charles McRoy, F | 3-5 | 1-3 | 0-0 | 3 | 1 | 7 | 0 | 1 | 0 | 1 | 23 |
| Andy Diaz, F | 4-7 | 0-0 | 3-9 | 0 | 4 | 11 | 0 | 5 | 0 | 0 | 23 |
| David Jeanne, F | 3-4 | 1-1 | 1-2 | 3 | 3 | 8 | 1 | 0 | 0 | 1 | 18 |
| Will Wilson, G | 0-3 | 0-1 | 0-0 | 0 | 4 | 0 | 4 | 2 | 0 | 1 | 19 |
| Jerron Granberry, G | 3-7 | 3-4 | 0-0 | 4 | 5 | 9 | 1 | 0 | 0 | 1 | 26 |
| Travis Wallace | 6-8 | 0-0 | 1-4 | 7 | 3 | 13 | 1 | 1 | 1 | 0 | 20 |
| Parker Smith | 2-8 | 2-6 | 3-4 | 2 | 2 | 9 | 0 | 3 | 0 | 3 | 20 |
| Jimmy Williams | 1-5 | 0-2 | 2-4 | 7 | 3 | 4 | 9 | 3 | 0 | 0 | 21 |
| Matt Saucy | 1-2 | 0-0 | 0-0 | 1 | 5 | 2 | 1 | 1 | 3 | 0 | 18 |
| Fred Landers | 3-5 | 1-1 | 1-2 | 2 | 0 | 8 | 0 | 0 | 0 | 0 | 12 |
| Team | | | | 1 | | | | | | | |
| Totals | 26-54 | 8-18 | 11-25 | 30 | 30 | 71 | 17 | 16 | 4 | 7 | 200 |

FG%: 1st Half 13-29 .448, 2nd Half 13-25 .520, Game 26-54 .481;
3FG%: 1st Half 5-11 .455, 2nd Half 3-7 .429, Game 8-18 .444;
FT%: 1st Half 5-10 .500, 2nd Half 6-15 .400, Game 11-25 .440;
Deadball Rebounds: 7.

| Auburn | FG | 3FG | FT | R | F | TP | A | T | B | S | M |
|---------------------|-------|------|-------|----|----|----|----|----|---|---|-----|
| Kenny Gabriel, F | 5-8 | 0-1 | 5-11 | 13 | 4 | 15 | 3 | 3 | 2 | 2 | 30 |
| Rob Chubb, C | 4-12 | 0-0 | 1-2 | 12 | 4 | 9 | 2 | 2 | 2 | 0 | 23 |
| Varez Ward, G | 4-9 | 2-5 | 7-10 | 2 | 1 | 17 | 2 | 2 | 1 | 2 | 34 |
| Chris Denson, G | 3-5 | 0-0 | 8-11 | 2 | 2 | 14 | 0 | 4 | 0 | 2 | 32 |
| Frankie Sullivan, G | 4-6 | 2-4 | 3-3 | 2 | 4 | 13 | 5 | 1 | 1 | 0 | 37 |
| Josh Langford | 3-3 | 0-0 | 1-1 | 4 | 7 | 0 | 1 | 0 | 0 | 0 | 12 |
| Josh Wallace | 2-5 | 0-0 | 0-1 | 1 | 4 | 0 | 1 | 0 | 1 | 0 | 34 |
| Adrian Forbes | 1-1 | 0-0 | 3-4 | 2 | 3 | 5 | 0 | 1 | 0 | 0 | 13 |
| Willy Kouassi | 0-3 | 0-0 | 0-0 | 2 | 3 | 0 | 0 | 0 | 0 | 0 | 5 |
| Team | | | | 2 | | | | | | | |
| Totals | 26-52 | 4-10 | 28-43 | 39 | 26 | 84 | 12 | 15 | 6 | 9 | 200 |

FG%: 1st Half 14-34 .412, 2nd Half 12-18 .667, Game 26-52 .500;
3FG%: 1st Half 1-6 .167, 2nd Half 3-4 .750, Game 4-10 .400;
FT%: 1st Half 10-13 .769, 2nd Half 18-30 .600, Game 28-43 .651;
Deadball Rebounds: 7.

| SCORE BY PERIODS | 1 | 2 | F |
|---------------------|----|----|-------|
| North Florida (5-6) | 36 | 35 | -- 71 |
| Auburn (6-1) | 39 | 45 | -- 84 |

OFFICIALS--Antinio Petty, Pat Adams, Nathan Quick
TECHNICAL FOULS--None
ATTENDANCE--5,194

• Game 8 •

Auburn 76, Florida A&M 69
December 19, 2011
Auburn Arena
Auburn, Ala.

Rob Chubb tied a career high with 21 points and Frankie Sullivan had 16 points and a career-high nine rebounds to lead Auburn to a 76-69 victory over Florida A&M at Auburn Arena. Chris Denson added 12 points and Kenny Gabriel had his second straight game of a career-high 13 boards with a career-high seven blocks. Auburn continued its best start in eight years at 7-1. After Florida A&M sliced the lead down to four, Auburn used a 14-1 run to pull away with a 66-49 edge with 5:26 left. The Rattlers held a 5-4 lead early, but Auburn quickly took the lead for good on a layup by Josh Langford. Back-to-back 3-pointers by Sullivan gave the Tigers a 28-17 lead with less than seven minutes to go in the first half. Two free throws by Chubb, who was 9-of-10 from the foul line, capped a 10-2 run to give Auburn a 32-19 lead with 5:50 remaining. The Rattlers scored six straight points to only trail 38-32 at halftime. Avery Moore led Florida A&M with 24 points, and the Rattler bench outscored its starters, 37-32.

| Florida A&M | FG | 3FG | FT | R | F | TP | A | T | B | S | M |
|--------------------|-------|------|-------|----|----|----|------|---|---|-----|----|
| Yannick Crowder, F | 5-12 | 0-0 | 3-6 | 11 | 4 | 13 | 0 | 2 | 4 | 2 | 35 |
| Jeffrey Neal, C | 0-0 | 0-0 | 0-0 | 0 | 0 | 0 | 0 | 0 | 0 | 0 | 0 |
| Reggie Lewis, G | 3-10 | 1-4 | 2-2 | 4 | 4 | 9 | 1 | 4 | 0 | 0 | 24 |
| D'Andre Bullard, G | 2-7 | 1-1 | 0-0 | 5 | 2 | 5 | 2 | 4 | 0 | 3 | 25 |
| Brandon Hosely, G | 1-5 | 1-3 | 2-4 | 1 | 3 | 5 | 4 | 2 | 0 | 2 | 24 |
| Avery Moore | 7-18 | 3-8 | 7-7 | 2 | 0 | 24 | 2 | 3 | 0 | 2 | 29 |
| Jeffrey Kennings | 0-2 | 0-1 | 1-3 | 0 | 3 | 1 | 1 | 0 | 0 | 0 | 8 |
| Markee Teal | 2-4 | 0-1 | 0-0 | 2 | 4 | 4 | 0 | 0 | 0 | 0 | 13 |
| Jeremy Dean | 1-2 | 0-0 | 2-6 | 6 | 4 | 4 | 2 | 3 | 0 | 0 | 26 |
| Nathaniel Drayton | 2-4 | 0-0 | 0-0 | 3 | 3 | 4 | 0 | 2 | 0 | 0 | 16 |
| Team | | | | 5 | | | | | | | |
| Totals | 23-64 | 6-18 | 17-28 | 39 | 27 | 69 | 1220 | 4 | 9 | 200 | |

FG%: 1st Half 12-33 .364, 2nd Half 11-31 .355, Game 23-64 .359; 3FG%: 1st Half 1-8 .125, 2nd Half 5-10 .500, Game 6-18 .333; FT%: 1st Half 7-13 .538, 2nd Half 10-15 .667, Game 17-28 .607; Deadball Rebounds: 6.

| Auburn | FG | 3FG | FT | R | F | TP | A | T | B | S | M |
|---------------------|-------|------|-------|----|----|----|------|---|---|-----|----|
| Kenny Gabriel, F | 3-11 | 0-3 | 2-2 | 13 | 4 | 8 | 4 | 7 | 7 | 0 | 33 |
| Rob Chubb, C | 6-11 | 0-0 | 9-10 | 4 | 4 | 21 | 1 | 2 | 1 | 0 | 25 |
| Varez Ward, G | 1-7 | 0-2 | 2-6 | 7 | 4 | 4 | 4 | 6 | 0 | 1 | 27 |
| Chris Denson, G | 3-8 | 0-2 | 6-7 | 1 | 1 | 12 | 0 | 2 | 0 | 1 | 31 |
| Frankie Sullivan, G | 5-9 | 3-6 | 3-5 | 9 | 3 | 16 | 3 | 1 | 1 | 2 | 35 |
| Josh Langford | 2-3 | 0-1 | 3-3 | 3 | 4 | 7 | 1 | 1 | 0 | 0 | 12 |
| Cedrick McAfee | 0-2 | 0-1 | 0-0 | 1 | 0 | 0 | 0 | 0 | 0 | 0 | 5 |
| Josh Wallace | 1-2 | 0-1 | 0-1 | 0 | 0 | 2 | 1 | 1 | 0 | 0 | 13 |
| Adrian Forbes | 2-3 | 0-0 | 0-0 | 5 | 1 | 4 | 0 | 1 | 0 | 0 | 13 |
| Willy Kouassi | 1-1 | 0-0 | 0-0 | 2 | 0 | 2 | 0 | 0 | 0 | 0 | 6 |
| Team | | | | 2 | | | | | | | |
| Totals | 24-57 | 3-16 | 25-34 | 45 | 21 | 76 | 1421 | 9 | 4 | 200 | |

FG%: 1st Half 12-34 .353, 2nd Half 12-23 .522, Game 24-57 .421; 3FG%: 1st Half 3-13 .231, 2nd Half 0-3 .000, Game 3-16 .188; FT%: 1st Half 11-16 .688, 2nd Half 14-18 .778, Game 25-34 .735; Deadball Rebounds: 4.

| SCORE BY PERIODS | 1 | 2 | F |
|------------------------------|----|----|----|
| Florida A&M (2-10, 0-1 MEAC) | 32 | 37 | -- |
| Auburn (7-1) | 38 | 38 | -- |

OFFICIALS--Anthony Jordan, Rick Hartzell, Willi CJ Washington
TECHNICAL FOULS--None
ATTENDANCE--x,xxx

• Game 9 •

Auburn 65, Hawaii 62
December 22, 2011 • First Round
Hawaiian Airlines Diamond Head Classic
Stan Sheriff Center • Honolulu, Hawaii

A Rob Chubb dunk on a fast break pass from Varez Ward with 3.9 seconds left put Auburn back in front as the Tigers defeated Hawaii 65-62 in the Diamond Head Classic first round in the Stan Sheriff Center. The Rainbow Warriors had taken their first lead of the game five seconds earlier. Frankie Sullivan led Auburn with 17 points, seven rebounds and six assists while Chubb added 14 points, 10 in the second half, and Kenny Gabriel had 13 points and nine rebounds. It is the Tigers' best start at 8-1 since the 1999-2000 season when they began 16-1. Vander Joaquim gave Hawaii its first lead of the game at 62-61 on a shot near the basket with 8.6 seconds left. After Auburn's last time out, Ward broke the press and found Chubb open on the elbow. Chubb then slammed home the game winning bucket with 3.9 seconds left. Chris Denson stole Hawaii's inbounds pass, was fouled and made two free throws to seal the win with two seconds left. Hawaii tied it for the first time at 43-43, but Auburn answered with an 8-1 run to take a 51-44 lead with 8:33 to go. Chubb scored six straight points for the Tigers and Gabriel made a pair of free throws and a 12-foot bank shot to give Auburn a 59-51 lead 2:32 remaining. Auburn jumped out to a quick 9-2 lead and Sullivan nailed a corner 3-pointer and Denson had a driving layup to close out a 15-5 Auburn run for a 24-13 Tiger lead with 7:41 left in the first half. Hawaii responded with a 10-0 run of its own to close to within 24-23 with 5:07 left on a Zane Johnson 3-pointer. Auburn pulled back ahead with six straight points that included a Kenny Gabriel 3-pointer and a Frankie Sullivan twisting reverse layup as the Tigers held a 35-29 halftime lead. Johnson led Hawaii with 18 points on 4-of-10 three-point shooting.

| Auburn | FG | 3FG | FT | R | F | TP | A | T | B | S | M |
|---------------------|-------|------|------|----|----|----|------|---|---|-----|----|
| Kenny Gabriel, F | 5-11 | 1-3 | 2-3 | 9 | 4 | 13 | 2 | 0 | 1 | 0 | 35 |
| Rob Chubb, C | 7-13 | 0-1 | 0-0 | 2 | 4 | 14 | 0 | 1 | 0 | 1 | 23 |
| Varez Ward, G | 2-5 | 1-3 | 1-2 | 1 | 1 | 6 | 3 | 4 | 0 | 0 | 34 |
| Chris Denson, G | 3-7 | 1-5 | 2-2 | 1 | 1 | 9 | 0 | 2 | 0 | 0 | 32 |
| Frankie Sullivan, G | 6-12 | 3-7 | 2-4 | 7 | 3 | 17 | 6 | 2 | 1 | 2 | 34 |
| Josh Langford | 3-5 | 0-0 | 0-0 | 2 | 1 | 6 | 2 | 2 | 0 | 1 | 14 |
| Josh Wallace | 0-0 | 0-0 | 0-0 | 1 | 0 | 0 | 1 | 0 | 0 | 1 | 8 |
| Adrian Forbes | 0-0 | 0-0 | 0-0 | 2 | 4 | 0 | 1 | 0 | 0 | 1 | 9 |
| Willy Kouassi | 0-1 | 0-0 | 0-0 | 3 | 3 | 0 | 0 | 1 | 0 | 1 | 11 |
| Team | | | | 2 | | | | | | | |
| Totals | 26-54 | 6-19 | 7-11 | 30 | 21 | 65 | 1413 | 2 | 7 | 200 | |

FG%: 1st Half 15-31 .484, 2nd Half 11-23 .478, Game 26-54 .481; 3FG%: 1st Half 4-11 .364, 2nd Half 2-8 .250, Game 6-19 .316; FT%: 1st Half 1-2 .500, 2nd Half 6-9 .667, Game 7-11 .636; Deadball Rebounds: 2.

| Hawaii | FG | 3FG | FT | R | F | TP | A | T | B | S | M |
|-----------------------|-------|------|-------|----|----|----|------|---|---|-----|----|
| Kenny Gabriel, F | 3-11 | 0-3 | 2-2 | 13 | 4 | 8 | 4 | 7 | 7 | 0 | 33 |
| Jeremiah Ostrowski, F | 0-1 | 0-1 | 0-0 | 0 | 1 | 0 | 3 | 0 | 0 | 2 | 20 |
| Trevor Wiseman, F | 2-6 | 1-2 | 3-3 | 6 | 4 | 8 | 3 | 5 | 0 | 1 | 27 |
| Vander Joaquim, C | 4-9 | 0-0 | 2-5 | 9 | 2 | 10 | 0 | 1 | 0 | 1 | 34 |
| Zane Johnson, G | 6-15 | 4-10 | 2-2 | 6 | 2 | 18 | 0 | 4 | 0 | 2 | 33 |
| Shaquille Stokes, G | 3-8 | 0-3 | 1-2 | 3 | 2 | 7 | 2 | 2 | 0 | 1 | 24 |
| Bobby Miles | 0-0 | 0-0 | 0-0 | 0 | 1 | 0 | 1 | 2 | 0 | 0 | 13 |
| Garrett Jefferson | 2-2 | 0-0 | 2-2 | 0 | 3 | 6 | 0 | 0 | 0 | 0 | 10 |
| Joston Thomas | 5-7 | 0-0 | 2-7 | 3 | 1 | 12 | 0 | 1 | 0 | 1 | 23 |
| Davis Rozitis | 0-1 | 0-0 | 1-2 | 2 | 2 | 1 | 0 | 0 | 0 | 0 | 6 |
| Hauns Brereton | 0-2 | 0-1 | 0-0 | 1 | 0 | 0 | 1 | 0 | 0 | 0 | 10 |
| Team | | | | 4 | | | | | | | |
| Totals | 22-51 | 5-17 | 13-23 | 34 | 18 | 62 | 1015 | 0 | 8 | 200 | |

FG%: 1st Half 11-27 .407, 2nd Half 11-24 .458, Game 22-51 .431; 3FG%: 1st Half 2-10 .200, 2nd Half 3-7 .429, Game 5-17 .294; FT%: 1st Half 5-12 .417, 2nd Half 8-11 .727, Game 13-23 .565; Deadball Rebounds: 5.

| SCORE BY PERIODS | 1 | 2 | F |
|------------------|----|----|----|
| Auburn (8-1) | 35 | 30 | -- |
| Hawaii (5-5) | 29 | 33 | -- |

OFFICIALS--Mike Thibodeaux, Winston Stith, Michael Greenstein
TECHNICAL FOULS--None
ATTENDANCE--8,147

• Game 10 •

Long Beach State 64, Auburn 43
December 23, 2011 • Semifinals
Hawaiian Airlines Diamond Head Classic
Stan Sheriff Center • Honolulu, Hawaii

Larry Anderson scored 16 points and Eugene Phelps and Casper Ware had 13 each to lead Long Beach State to a 64-43 victory over Auburn in the Hawaiian Airlines Diamond Head Classic semifinals on Friday. Frankie Sullivan led the Tigers with a season-high tying 22 points on a career-high tying 6-of-9 3-pointers. Long Beach State scored 10 straight points and held Auburn scoreless for almost six minutes as the 49ers pulled out to a 19-8 lead with 8:16 left in the first. The Tigers went 7:28 without a field goal to fall behind by as much as 13 points in the opening period. Sullivan scored the Tigers first eight points and 14 of their first 18 to keep Auburn in it. Adrian Forbes made the first Auburn non-Sullivan basket with a tip-in at 1:29 left to make it 29-20 Long Beach. Sullivan finished the first half 5-of-10 from the field while the rest of the Tigers were 1-of-16. The 49ers went the final 5:03 without a field goal but used six free throws to go into the half with a 32-22 edge. Long Beach led by as much as 15 early in the second half, but Auburn had a 9-2 run to get to within 41-33 with 14 minutes to go. Long Beach used a 16-0 run that had a pair of Casper Ware 3-pointers to take a 62-38 lead with 3:30 to play as the Tigers had another long dry spell of 9:06 during the stretch. The Tigers shot a season-low 26.3 percent from the field and had a season-low in points.

| Long Beach State | FG | 3FG | FT | R | F | TP | A | T | B | S | M |
|-------------------|-------|------|-------|----|----|----|---|----|---|---|-----|
| Eugene Phelps, F | 5-8 | 0-0 | 3-4 | 8 | 1 | 13 | 0 | 1 | 1 | 1 | 28 |
| T.J. Robinson, F | 2-7 | 0-0 | 2-2 | 9 | 0 | 6 | 1 | 4 | 0 | 3 | 28 |
| James Ennis, G | 1-5 | 1-3 | 3-4 | 6 | 3 | 6 | 2 | 2 | 2 | 1 | 24 |
| Larry Anderson, G | 5-6 | 2-2 | 4-5 | 3 | 2 | 16 | 0 | 4 | 0 | 1 | 32 |
| Casper Ware, G | 2-10 | 2-8 | 7-9 | 2 | 3 | 13 | 3 | 3 | 0 | 1 | 34 |
| Mike Caffey | 3-3 | 0-0 | 0-1 | 4 | 0 | 6 | 2 | 2 | 0 | 1 | 22 |
| Corey Jackson | 0-0 | 0-0 | 0-0 | 0 | 0 | 0 | 0 | 0 | 0 | 0 | 4 |
| Edis Dervisevic | 2-5 | 0-1 | 0-0 | 5 | 1 | 4 | 0 | 0 | 0 | 0 | 17 |
| Mike Vantrimpont | 0-1 | 0-0 | 0-0 | 2 | 0 | 0 | 0 | 0 | 0 | 0 | 2 |
| Sean Starkey | 0-1 | 0-1 | 0-0 | 0 | 0 | 0 | 0 | 0 | 0 | 0 | 4 |
| Nick Shepherd | 0-1 | 0-0 | 0-0 | 2 | 0 | 0 | 0 | 0 | 0 | 0 | 5 |
| Team | | | | 2 | | | | | | | |
| Totals | 20-47 | 5-15 | 19-25 | 43 | 10 | 64 | 8 | 17 | 3 | 8 | 200 |

FG%: 1st Half 10-20 .500, 2nd Half 10-27 .370, Game 20-47 .426; 3FG%: 1st Half 2-5 .400, 2nd Half 3-10 .300, Game 5-15 .333; FT%: 1st Half 10-13 .769, 2nd Half 9-12 .750, Game 19-25 .760; Deadball Rebounds: 5.

| Auburn | FG | 3FG | FT | R | F | TP | A | T | B | S | M |
|---------------------|-------|------|-----|----|----|----|---|----|---|---|-----|
| Kenny Gabriel, F | 2-11 | 1-6 | 2-2 | 2 | 4 | 7 | 0 | 0 | 0 | 1 | 22 |
| Rob Chubb, C | 1-8 | 0-0 | 2-2 | 1 | 5 | 4 | 1 | 2 | 1 | 0 | 14 |
| Josh Langford, G | 1-2 | 0-1 | 0-0 | 2 | 0 | 2 | 3 | 0 | 0 | 1 | 23 |
| Varez Ward, G | 1-7 | 0-2 | 2-2 | 1 | 0 | 4 | 1 | 5 | 0 | 2 | 29 |
| Frankie Sullivan, G | 8-16 | 6-9 | 0-0 | 6 | 1 | 22 | 0 | 1 | 0 | 3 | 34 |
| Chris Denson | 0-1 | 0-0 | 0-0 | 0 | 1 | 0 | 0 | 1 | 0 | 0 | 5 |
| Cedrick McAfee | 0-3 | 0-1 | 0-0 | 0 | 1 | 0 | 0 | 1 | 0 | 0 | 12 |
| Josh Wallace | 0-0 | 0-0 | 0-0 | 0 | 0 | 0 | 0 | 0 | 0 | 0 | 3 |
| Tony Neysmith | 0-3 | 0-0 | 0-0 | 2 | 0 | 0 | 0 | 0 | 0 | 0 | 11 |
| Noel Johnson | 1-4 | 0-2 | 0-0 | 5 | 1 | 2 | 1 | 1 | 0 | 1 | 16 |
| Adrian Forbes | 1-2 | 0-0 | 0-0 | 3 | 4 | 2 | 0 | 1 | 0 | 0 | 18 |
| Willy Kouassi | 0-0 | 0-0 | 0-0 | 2 | 2 | 0 | 0 | 1 | 1 | 0 | 13 |
| Team | | | | 1 | | | | | | | |
| Totals | 15-57 | 7-21 | 6-6 | 25 | 19 | 43 | 6 | 13 | 2 | 9 | 200 |

FG%: 1st Half 6-26 .231, 2nd Half 9-31 .290, Game 15-57 .263; 3FG%: 1st Half 4-12 .333, 2nd Half 3-9 .333, Game 7-21 .333; FT%: 1st Half 6-6 1.000, 2nd Half 0-0 .000, Game 6-6 1.000; Deadball Rebounds: 2.

| SCORE BY PERIODS | 1 | 2 | F |
|------------------------|----|----|----|
| Long Beach State (7-5) | 32 | 32 | -- |
| Auburn (8-2) | 22 | 21 | -- |

OFFICIALS--J.B. Caldwell, Terry Moore, Jon Stigliano
TECHNICAL FOULS--None
ATTENDANCE--6,836

• Game 11 •

UTEP 83, Auburn 76

December 25, 2011 • 3rd Place Game
Hawaiian Airlines Diamond Head Classic
Stan Sheriff Center • Honolulu, Hawaii

Kenny Gabriel scored a career-high 24 points, 19 in the second half, and Varez Ward added 18 but it wasn't enough as UTEP defeated Auburn 83-76 in the Hawaiian Airlines Diamond Head Classic third place game. Josh Langford added a career-high 16 for the Tigers. UTEP shot a torrid 65 percent from the field in the second half, including 71.4 percent (5-of-7) from 3-point range. John Bohannon had 20 points and nine rebounds to lead five Miners in double figures. Michael Perez added 18 points on 4-of-6 three-pointers while Jacques Streeter added 12 and Gabriel McCulley and Cedrick Lane had 10 each. UTEP had an 8-2 run to push its lead out to 68-61 with 4:09 left on a John Bohannon conventional 3-point play. The Miners extended it to as much as 11 points at 82-71 with 21 seconds left before holding off the Tigers for the win. Auburn bridged both halves with a 13-5 run to take its first lead since the midway point of first half at 44-42 on a Gabriel dunk with 15:18 remaining. Gabriel scored nine of the Tigers' first 12 points of the second half. UTEP had an 8-0 run to regain the lead at 54-50 with 8:31 to play. Auburn trailed 22-19 with 8:47, but UTEP scored seven straight points to take a 31-23 lead with five minutes left in the half. Langford's 11 first half points and Ward's 10 kept the Tigers in it. UTEP led 37-31 at the half. The game had nine lead changes and six ties while UTEP shot 53.1 percent from the field for the game, including a torrid 65 percent in the second half. The Miners shot 69 percent from 3-point range on 9-of-13 treys, including 5-of-7 in the second half.

| UTEP | FG | 3FG | FT | R | F | TP | A | T | B | S | M |
|-------------------------|-------|------|-------|----|----|----|------|---|----|-----|----|
| Gabriel McCulley, F 2-3 | 1-1 | 5-7 | 2 | 4 | 10 | 3 | 1 | 0 | 1 | 22 | |
| Julian Washburn, F 3-11 | 0-0 | 0-0 | 1 | 6 | 1 | 3 | 2 | 0 | 37 | | |
| John Bohannon, C 6-9 | 0-0 | 8-9 | 9 | 1 | 20 | 3 | 1 | 0 | 2 | 32 | |
| Michael Perez, G 4-9 | 4-6 | 6-8 | 2 | 3 | 18 | 2 | 1 | 0 | 0 | 36 | |
| Jacques Streeter, G 4-6 | 3-4 | 1-2 | 3 | 5 | 12 | 5 | 3 | 0 | 1 | 38 | |
| C.J. Cooper | 2-4 | 1-2 | 2 | 0 | 1 | 7 | 1 | 0 | 0 | 9 | |
| Cedrick Lang | 5-7 | 0-0 | 0-1 | 6 | 3 | 10 | 1 | 2 | 1 | 0 | 26 |
| D'Von Campbell | 0-0 | 0-0 | 0-0 | 0 | 0 | 0 | 0 | 0 | 0 | 0 | 0+ |
| Team | | | 3 | | | | | | | | |
| Totals | 26-49 | 9-13 | 22-29 | 25 | 18 | 83 | 1611 | 3 | 4 | 200 | |

FG%: 1st Half 13-29 .448, 2nd Half 13-20 .650, Game 26-49 .531; 3FG%: 1st Half 4-6 .667, 2nd Half 5-7 .714, Game 9-13 .692; FT%: 1st Half 7-10 .700, 2nd Half 15-19 .789, Game 22-29 .759; Deadball Rebounds: 2.

| Auburn | FG | 3FG | FT | R | F | TP | A | T | B | S | M |
|-------------------------|-------|-------|-------|----|----|----|------|---|---|-----|----|
| Kenny Gabriel, F 10-14 | 3-4 | 1-1 | 8 | 3 | 24 | 4 | 4 | 2 | 2 | 37 | |
| Rob Chubb, C | 0-6 | 0-0 | 0-0 | 3 | 2 | 0 | 0 | 2 | 0 | 28 | |
| Josh Langford, G 6-10 | 1-3 | 3-5 | 3 | 3 | 16 | 0 | 2 | 0 | 0 | 21 | |
| Varez Ward, G 4-8 | 0-3 | 10-12 | 3 | 2 | 18 | 6 | 3 | 0 | 0 | 32 | |
| Frankie Sullivan, G 2-5 | 1-4 | 2-2 | 2 | 5 | 7 | 1 | 2 | 0 | 0 | 31 | |
| Chris Denson | 2-4 | 2-3 | 3-4 | 3 | 4 | 9 | 0 | 0 | 0 | 19 | |
| Cedrick McAfee | 0-1 | 0-1 | 0-0 | 0 | 1 | 0 | 0 | 0 | 0 | 2 | |
| Josh Wallace | 0-0 | 0-0 | 0-0 | 0 | 1 | 0 | 2 | 0 | 0 | 1 | 8 |
| Noel Johnson | 0-6 | 0-3 | 0-0 | 3 | 1 | 0 | 1 | 1 | 0 | 0 | 10 |
| Adrian Forbes | 0-0 | 0-0 | 0-0 | 0 | 0 | 0 | 0 | 0 | 0 | 2 | 5 |
| Willy Kouassi | 1-1 | 0-0 | 0-0 | 1 | 1 | 2 | 0 | 1 | 0 | 0 | 7 |
| Team | | | 7 | | | | | | | | |
| Totals | 25-55 | 7-21 | 19-24 | 33 | 23 | 76 | 1415 | 4 | 5 | 200 | |

FG%: 1st Half 12-29 .414, 2nd Half 13-26 .500, Game 25-55 .455; 3FG%: 1st Half 2-9 .222, 2nd Half 5-12 .417, Game 7-21 .333; FT%: 1st Half 5-7 .714, 2nd Half 14-17 .824, Game 19-24 .792; Deadball Rebounds: 5.

| SCORE BY PERIODS | 1 | 2 | | F |
|------------------|----|----|----|----|
| UTEP (6-6) | 37 | 46 | -- | 83 |
| Auburn (8-3) | 31 | 45 | -- | 76 |

OFFICIALS--J.B. Caldwell, Darron George, Winston Stith
TECHNICAL FOULS--None
ATTENDANCE--6,270

• Game 12 •

Auburn 78, Georgia Southern 75

December 30, 2011

Auburn Arena

Auburn, Ala.

Auburn erased a 14-point deficit behind a career-high tying 21 points from Rob Chubb and Chris Denson's season-high 19 to defeat Georgia Southern 78-75 in Auburn Arena. The Tigers outscored the Eagles 29-16 in the final 10 minutes of the game. Auburn, which shot 59.3 percent in the second half, trailed 59-49 with 9:55 left. Denson scored five straight points, including a corner 3-pointer to put the Tigers ahead for good at 71-69 with 2:24 left. It was Auburn's first lead since 15-14 with 12:17 left in the opening period. Chubb's baby hook in the lane with 44 seconds left gave the Tigers a 74-71 lead and Frankie Sullivan split a pair of free throws for a four-point cushion with 12 seconds to go. The Eagles' Willie Powers, who finished with a game-high 23 points, scored on a layup six seconds later. Sullivan split another pair of foul shots, and Georgia Southern's Ben Drayton made two free throws to make it 76-75 Auburn with three seconds left after the Tigers elected to foul. Denson sealed it with two more free throws with 1.6 seconds remaining for the final margin as Georgia Southern missed a layup at the buzzer. Georgia Southern shot 64 percent from the field in the first half as it went on an 18-4 run to take its largest lead at 35-21 with 3:40 left. Auburn ended the half on a 9-4 run to keep it close as the Tigers were down 39-30 at intermission. Auburn bridged together a 22-10 run over both halves to close to within 47-45 with 14:18 remaining, but Powers went on an 8-0 run all by himself in 60 seconds to put Georgia Southern back up 57-47.

| Georgia Southern | FG | 3FG | FT | R | F | TP | A | T | B | S | M |
|---------------------------|-------|------|-------|----|----|----|------|---|---|-----|----|
| Marvin Baynham, F 1-1 | 0-0 | 0-0 | 4 | 1 | 2 | 1 | 2 | 0 | 0 | 15 | |
| Ben Drayton III, G 5-11 | 0-2 | 2-2 | 0 | 1 | 12 | 1 | 1 | 0 | 3 | 37 | |
| Eric Ferguson, G 7-11 | 0-0 | 6-8 | 6 | 5 | 20 | 1 | 4 | 0 | 1 | 25 | |
| Jelani Hewitt, G 1-4 | 1-4 | 2-2 | 5 | 3 | 5 | 2 | 1 | 0 | 1 | 25 | |
| Willie Powers III, G 9-12 | 2-3 | 3-4 | 3 | 4 | 23 | 5 | 0 | 0 | 1 | 36 | |
| Jessie Pernell | 1-3 | 0-1 | 0-0 | 0 | 1 | 2 | 1 | 1 | 0 | 1 | 7 |
| Tre Bussey | 2-5 | 1-2 | 0-0 | 1 | 1 | 5 | 0 | 1 | 0 | 0 | 15 |
| Chad Waddell | 0-0 | 0-0 | 0-0 | 0 | 0 | 0 | 0 | 0 | 0 | 0 | 0+ |
| Tyrone Brown | 1-2 | 0-0 | 0-0 | 0 | 1 | 2 | 0 | 1 | 0 | 0 | 15 |
| Cameron Baskerville | 2-4 | 0-1 | 0-1 | 3 | 4 | 4 | 0 | 0 | 0 | 0 | 21 |
| Kameron Dunnican | 0-0 | 0-0 | 0-0 | 0 | 1 | 0 | 0 | 0 | 0 | 0 | 4 |
| Team | | | 2 | | | | | | | | |
| Totals | 29-53 | 4-13 | 13-17 | 24 | 22 | 75 | 1111 | 0 | 7 | 200 | |

FG%: 1st Half 16-25 .640, 2nd Half 13-28 .464, Game 29-53 .547; 3FG%: 1st Half 2-4 .500, 2nd Half 2-9 .222, Game 4-13 .308; FT%: 1st Half 5-7 .714, 2nd Half 8-10 .800, Game 13-17 .765; Deadball Rebounds: 1.

| Auburn | FG | 3FG | FT | R | F | TP | A | T | B | S | M |
|-------------------------|-------|------|-------|----|----|----|------|---|----|-----|----|
| Kenny Gabriel, F 5-8 | 2-3 | 0-0 | 5 | 2 | 12 | 0 | 1 | 0 | 1 | 34 | |
| Rob Chubb, C 8-12 | 0-0 | 5-6 | 3 | 1 | 21 | 1 | 0 | 2 | 0 | 31 | |
| Josh Langford, G 4-6 | 1-2 | 0-0 | 6 | 2 | 9 | 2 | 3 | 0 | 2 | 17 | |
| Varez Ward, G 6-10 | 1-4 | 0-1 | 5 | 3 | 13 | 4 | 4 | 0 | 0 | 33 | |
| Frankie Sullivan, G 0-6 | 1-1 | 2-4 | 4 | 2 | 3 | 1 | 0 | 0 | 24 | | |
| Allen Payne | 0-0 | 0-0 | 0-0 | 1 | 1 | 0 | 0 | 1 | 0 | 0 | 4 |
| Chris Denson | 4-6 | 1-2 | 10-12 | 2 | 1 | 19 | 5 | 1 | 0 | 0 | 27 |
| Josh Wallace | 0-0 | 0-0 | 0-0 | 0 | 1 | 0 | 1 | 0 | 0 | 0 | 7 |
| Tony Neysmith | 0-0 | 0-0 | 0-0 | 0 | 1 | 0 | 3 | 1 | 0 | 0 | 8 |
| Noel Johnson | 0-1 | 0-1 | 0-0 | 0 | 0 | 0 | 0 | 1 | 0 | 0 | 4 |
| Adrian Forbes | 0-0 | 0-0 | 0-0 | 0 | 0 | 0 | 0 | 0 | 0 | 0 | 4 |
| Willy Kouassi | 1-2 | 0-0 | 0-0 | 2 | 0 | 2 | 0 | 0 | 0 | 0 | 7 |
| Team | | | 0 | | | | | | | | |
| Totals | 28-51 | 5-13 | 17-23 | 28 | 16 | 78 | 2012 | 2 | 3 | 200 | |

FG%: 1st Half 12-24 .500, 2nd Half 16-27 .593, Game 28-51 .549; 3FG%: 1st Half 1-5 .200, 2nd Half 4-8 .500, Game 5-13 .385; FT%: 1st Half 5-7 .714, 2nd Half 12-16 .750, Game 17-23 .739; Deadball Rebounds: 4.

| SCORE BY PERIODS | 1 | 2 | F |
|-----------------------------------|----|----|-------|
| Georgia Southern (3-8, 2-0 SoCon) | 39 | 36 | -- 75 |
| Auburn (9-3) | 30 | 48 | -- 78 |

OFFICIALS--Joe Lindsay, Karl Hess, Brian Shey
TECHNICAL FOULS--None
ATTENDANCE--6,061

• Game 13 •

Auburn 67, Bethune-Cookman 41

January 2, 2012

Auburn Arena

Auburn, Ala.

Kenny Gabriel recorded the first triple-double in the 106-year history of Auburn basketball with all career-highs of 24 points, 13 rebounds and 10 blocks as Auburn defeated Bethune-Cookman 67-41 in Auburn Arena. Gabriel, who shot 11-of-13 from the floor, totaled 8 points, 8 blocks and 5 rebounds in the first half before finishing the feat with 7:42 left in the game. He added 4 steals and 3 assists. The triple-double was the first in Auburn's 2,322 all-time games played. Varez Ward had a career-high 10 assists as Auburn posted its largest margin of victory of 26 points this season. With the victory, Auburn improved to 10-3 on the season, and it didn't win its 10th game last season until March 2 vs. Ole Miss in its 29th game. Auburn used a 16-4 run to take its largest lead of the first half at 32-16 on a 3-pointer by Frankie Sullivan with two minutes remaining. After holding a 34-19 halftime lead, the Tigers began the second half on a 12-5 run that included 10 points by Gabriel to stretch their lead to 46-24 with 15:36 to go. The Tigers widened their lead to 56-29 on a layup by Denson halfway through the second period. A free throw by Willy Kouassi gave Auburn its largest lead of the game at 63-33 with less than 5 minutes to go. Ricky Johnson led Bethune-Cookman with 17 points. Denson was Auburn's only other double-figure scorer with 10. Auburn shot 51.7 percent from the floor and the Tigers' defense held the Wildcats to only 23.7 percent shooting from the field, a season-low for an Auburn opponent.

| Bethune-Cookman | FG | 3FG | FT | R | F | TP | A | T | B | S | M |
|---------------------------|-------|------|-----|----|----|----|---|----|---|----|-----|
| Garrison Holloman, F 4-10 | 1-2 | 0-0 | 5 | 2 | 9 | 1 | 1 | 0 | 1 | 22 | |
| Adrien Coleman, G 1-6 | 0-0 | 2-2 | 0 | 0 | 4 | 2 | 2 | 0 | 1 | 23 | |
| Anthony Breeze, G 2-9 | 0-0 | 2-2 | 1 | 2 | 6 | 1 | 3 | 0 | 0 | 26 | |
| Stanley Elliott, G 0-3 | 0-2 | 0-0 | 4 | 0 | 0 | 3 | 0 | 1 | 2 | 23 | |
| Ricky Johnson, G 6-12 | 5-8 | 0-1 | 1 | 1 | 17 | 1 | 3 | 0 | 1 | 23 | |
| Brandon Stewart | 0-0 | 0-0 | 2 | 0 | 0 | 0 | 1 | 0 | 0 | 6 | |
| Javoris Bryant | 0-3 | 0-0 | 3-4 | 5 | 1 | 3 | 1 | 1 | 0 | 2 | 23 |
| Marc Mack | 1-8 | 0-1 | 0-0 | 5 | 1 | 2 | 0 | 1 | 0 | 0 | 18 |
| Kevin Dukes | 0-7 | 0-4 | 0-0 | 1 | 0 | 0 | 0 | 0 | 0 | 0 | 23 |
| Raymoan McAfee | 0-1 | 0-0 | 0-0 | 4 | 1 | 0 | 0 | 3 | 1 | 1 | 13 |
| Team | | | 6 | | | | | | | | |
| Totals | 14-59 | 6-17 | 7-9 | 34 | 8 | 41 | 9 | 15 | 2 | 8 | 200 |

FG%: 1st Half 7-31 .226, 2nd Half 7-28 .250, Game 14-59 .237; 3FG%: 1st Half 3-9 .333, 2nd Half 3-8 .375, Game 6-17 .353; FT%: 1st Half 2-2 1.000, 2nd Half 5-7 .714, Game 7-9 .778; Deadball Rebounds: 1.

| Auburn | FG | 3FG | FT | R | F | TP | A | T | B | S | M |
|-------------------------|-------|------|-----|----|----|----|------|----|----|-----|----|
| Kenny Gabriel, F 11-13 | 2-3 | 0-0 | 13 | 1 | 24 | 3 | 1 | 0 | 4 | 32 | |
| Noel Johnson, F 3-9 | 0-3 | 0-1 | 8 | 0 | 6 | 1 | 2 | 0 | 1 | 23 | |
| Rob Chubb, C 4-8 | 0-0 | 0-0 | 5 | 2 | 8 | 0 | 2 | 0 | 0 | 22 | |
| Varez Ward, G 0-5 | 0-2 | 0-0 | 4 | 1 | 0 | 10 | 2 | 0 | 2 | 22 | |
| Frankie Sullivan, G 3-4 | 1-1 | 2-3 | 5 | 2 | 9 | 3 | 4 | 0 | 2 | 25 | |
| Josh Langford | 2-5 | 1-3 | 0-0 | 1 | 2 | 5 | 0 | 0 | 0 | 12 | |
| Chris Denson | 5-10 | 0-1 | 0-1 | 2 | 0 | 10 | 1 | 0 | 0 | 1 | 20 |
| Josh Wallace | 0-0 | 0-0 | 0-0 | 0 | 2 | 0 | 2 | 0 | 0 | 0 | 18 |
| T.J. Rice | 0-1 | 0-0 | 0-0 | 1 | 0 | 0 | 0 | 0 | 0 | 1 | 2 |
| Dylan Spencer | 0-0 | 0-0 | 0-0 | 0 | 1 | 0 | 0 | 1 | 0 | 0 | 2 |
| Adrian Forbes | 0-1 | 0-0 | 0-0 | 1 | 0 | 0 | 0 | 0 | 0 | 0 | 4 |
| Willy Kouassi | 2-2 | 0-0 | 1-2 | 1 | 1 | 5 | 0 | 2 | 1 | 0 | 18 |
| Team | | | 1 | | | | | | | | |
| Totals | 30-58 | 4-13 | 3-7 | 42 | 12 | 67 | 2014 | 11 | 11 | 200 | |

FG%: 1st Half 15-27 .556, 2nd Half 15-31 .484, Game 30-58 .517; 3FG%: 1st Half 2-4 .500, 2nd Half 2-9 .222, Game 4-13 .308; FT%: 1st Half 2-4 .500, 2nd Half 1-3 .333, Game 3-7 .429; Deadball Rebounds: 2.

| SCORE BY PERIODS | 1 | 2 | | F |
|----------------------------------|----|----|----|----|
| Bethune-Cookman (4-11, 1-0 MEAC) | 19 | 22 | -- | 41 |
| Auburn (10-3) | 34 | 33 | -- | 67 |

OFFICIALS--Ted Valentine, Ed Corbett, Tim Higgins
TECHNICAL FOULS--None
ATTENDANCE--4,207

• Game 14 •

Florida State 85, Auburn 56
January 4, 2012
Donald L. Tucker Center
Tallahassee, Fla.

Michael Snaer scored a game-high 22 points and Ian Miller added 14 points to lead Florida State to an 85-56 victory over Auburn in the Donald L. Tucker Center on Wednesday. Florida State went on a 20-0 run after Rob Chubb picked up his second foul less than three minutes into the game to take a 24-5 lead as the Tigers went scoreless for almost eight minutes. The Seminoles held the Tigers to 15.2 percent shooting from the field on 5-of-33 while shooting 63.3 percent to take a commanding 50-16 halftime lead. Auburn outscored Florida State in the second half 40-35. Florida State took its largest lead of the game of 37 points, at 80-43 with 3:57 to go. Chris Denson led the Tigers with 15 points and Kenny Gabriel added 10 points, seven rebounds and three blocks and two steals. Frankie Sullivan scored nine points but was only 3-of-16 shooting from the field. For the game, Auburn was outshot 53.7 percent to 32.3 percent from the field and was outrebounded 45-30.

| Auburn | FG | 3FG | FT | R | F | TP | A | T | B | S | M |
|---------------------|-------|------|-------|----|----|----|------|---|---|-----|----|
| Kenny Gabriel, F | 4-6 | 2-2 | 0-0 | 7 | 2 | 10 | 0 | 4 | 3 | 2 | 30 |
| Noel Johnson, F | 0-4 | 0-2 | 0-0 | 1 | 0 | 0 | 1 | 3 | 0 | 0 | 17 |
| Rob Chubb, C | 3-5 | 0-0 | 0-0 | 2 | 5 | 6 | 0 | 0 | 1 | 0 | 17 |
| Varez Ward, G | 1-8 | 0-0 | 0-3 | 2 | 2 | 2 | 2 | 2 | 0 | 1 | 24 |
| Frankie Sullivan, G | 3-16 | 1-7 | 2-3 | 2 | 3 | 9 | 2 | 1 | 0 | 0 | 26 |
| Josh Langford | 0-3 | 0-1 | 2-2 | 1 | 2 | 2 | 0 | 0 | 0 | 0 | 8 |
| Chris Denson | 6-14 | 1-2 | 2-2 | 3 | 2 | 15 | 2 | 2 | 0 | 0 | 28 |
| Josh Wallace | 1-4 | 0-0 | 1-2 | 1 | 0 | 3 | 3 | 0 | 0 | 1 | 16 |
| Adrian Forbes | 1-1 | 0-0 | 1-2 | 2 | 1 | 3 | 0 | 1 | 0 | 0 | 16 |
| Willy Kouassi | 1-3 | 0-0 | 2-2 | 4 | 3 | 4 | 0 | 0 | 0 | 0 | 16 |
| Team | 5 | | | | | | | | | | |
| Totals | 21-65 | 4-14 | 10-16 | 30 | 20 | 56 | 1013 | 4 | 4 | 200 | |

FG%: 1st Half 5-33 .152, 2nd Half 16-32 .500, Game 21-65 .323;
3FG%: 1st Half 1-9 .111, 2nd Half 3-5 .600, Game 4-14 .286;
FT%: 1st Half 5-10 .500, 2nd Half 5-6 .833, Game 10-16 .625;
Deadball Rebounds: 2.

| Florida State | FG | 3FG | FT | R | F | TP | A | T | B | S | M |
|--------------------|-------|------|-------|----|----|----|------|----|---|-----|----|
| Xavier Gibson, F | 4-4 | 0-0 | 4-4 | 5 | 3 | 12 | 0 | 1 | 4 | 0 | 20 |
| Bernard James, F | 2-2 | 0-0 | 0-1 | 8 | 2 | 4 | 0 | 1 | 3 | 0 | 20 |
| Luke Loucks, G | 4-7 | 0-1 | 0-0 | 4 | 0 | 8 | 6 | 2 | 0 | 1 | 26 |
| Deividus Dulkys, G | 2-5 | 1-4 | 0-0 | 2 | 2 | 5 | 3 | 1 | 0 | 0 | 21 |
| Michael Snaer, G | 5-9 | 2-5 | 10-10 | 4 | 1 | 22 | 1 | 2 | 0 | 4 | 26 |
| Okaro White | 2-2 | 0-0 | 2-2 | 3 | 1 | 6 | 1 | 3 | 2 | 1 | 20 |
| Jeff Peterson | 2-3 | 0-0 | 1-3 | 0 | 3 | 5 | 0 | 3 | 0 | 0 | 13 |
| Rafael Portuondo | 0-0 | 0-0 | 0-0 | 0 | 1 | 0 | 0 | 0 | 0 | 0 | 1 |
| Antwan Space | 1-3 | 0-1 | 0-0 | 1 | 0 | 2 | 0 | 0 | 0 | 0 | 5 |
| Ian Miller | 4-11 | 2-5 | 5-6 | 2 | 2 | 15 | 1 | 2 | 0 | 2 | 20 |
| Terry Whisnant | 1-4 | 0-3 | 0-0 | 3 | 1 | 2 | 0 | 0 | 0 | 1 | 13 |
| Joey Moreau | 0-1 | 0-1 | 0-0 | 0 | 0 | 0 | 0 | 0 | 0 | 0 | 1 |
| Jon Kreft | 2-3 | 0-0 | 0-0 | 8 | 2 | 4 | 1 | 1 | 1 | 0 | 14 |
| Team | 5 | | | | | | | | | | |
| Totals | 29-54 | 5-20 | 22-26 | 45 | 17 | 85 | 1416 | 10 | 9 | 200 | |

FG%: 1st Half 19-30 .633, 2nd Half 10-24 .417, Game 29-54 .537; 3FG%: 1st Half 4-10 .400, 2nd Half 1-10 .100, Game 5-20 .250; FT%: 1st Half 8-10 .800, 2nd Half 14-16 .875, Game 22-26 .846; Deadball Rebounds: 2.

| SCORE BY PERIODS | 1 | 2 | F |
|---------------------|----|----|----|
| Auburn (10-4) | 16 | 40 | -- |
| Florida State (9-5) | 50 | 35 | -- |

OFFICIALS--Roger Ayers, Tony Greene, Ron Groover
TECHNICAL FOULS--None
ATTENDANCE--7,967

• Game 15 •

Vanderbilt 65, Auburn 35
January 7, 2012
Memorial Gymnasium
Nashville, Tenn.

Michael John Jenkins scored 17 points, Jeffery Taylor 16 and Brad Tinsley 12 to lead Vanderbilt to a 65-35 victory over Auburn in the SEC opener for both teams in Memorial Gymnasium. The Commodores made 13-of-29 from 3-point range. After Varez Ward made a 3-pointer, Vanderbilt scored 10 straight points in 1:43 to take an 11-3 lead in the opening four minutes. The Commodores made their first five 3-point attempts and only missed one field goal of their first nine as they closed out an 8-0 run racing to a 24-9 lead almost halfway through the first half. Auburn scored six straight points to close to within 30-17 with seven minutes left but that is as close as the Tigers would get the rest of the way. Holding a 38-19 halftime lead, Vanderbilt scored the first five points of the second half en route to an 11-2 run to take a 49-21 lead with 16:20 to play. Vanderbilt outshot Auburn 44.9 percent to 27.3 percent from the field and 13-of-29 (.448) to 3-of-13 (.231) from 3-point range. The Tigers were also 2-of-10 from the foul line and were outrebounded 42-34. Auburn lost its fifth-straight SEC opener and eighth of its last nine while losing its sixth-straight game to Vanderbilt. The 35 points scored were the fewest since a 79-35 loss at No. 3 Kentucky on Jan. 5, 1951.

| Auburn | FG | 3FG | FT | R | F | TP | A | T | B | S | M |
|---------------------|-------|------|------|----|----|----|---|----|---|---|-----|
| Kenny Gabriel, F | 1-7 | 0-2 | 0-0 | 3 | 2 | 2 | 0 | 1 | 1 | 0 | 24 |
| Rob Chubb, C | 1-10 | 0-0 | 0-0 | 6 | 4 | 2 | 2 | 1 | 1 | 1 | 25 |
| Varez Ward, G | 2-7 | 1-4 | 1-4 | 1 | 1 | 6 | 2 | 2 | 0 | 0 | 30 |
| Chris Denson, G | 3-10 | 1-2 | 0-1 | 3 | 0 | 7 | 1 | 0 | 0 | 1 | 28 |
| Frankie Sullivan, G | 1-4 | 0-2 | 0-0 | 3 | 2 | 2 | 1 | 1 | 0 | 0 | 20 |
| Josh Langford | 2-2 | 1-1 | 0-1 | 0 | 1 | 5 | 0 | 0 | 0 | 0 | 7 |
| Allen Payne | 1-4 | 0-0 | 1-2 | 7 | 1 | 3 | 0 | 1 | 0 | 1 | 15 |
| Josh Wallace | 2-4 | 0-0 | 0-1 | 0 | 2 | 4 | 0 | 3 | 2 | 1 | 19 |
| Noel Johnson | 0-2 | 0-2 | 0-0 | 0 | 0 | 0 | 0 | 1 | 0 | 0 | 7 |
| Adrian Forbes | 1-2 | 0-0 | 0-1 | 3 | 2 | 2 | 0 | 0 | 1 | 0 | 13 |
| Willy Kouassi | 1-3 | 0-0 | 0-0 | 4 | 1 | 2 | 0 | 2 | 0 | 0 | 12 |
| Team | 4 | | | | | | | | | | |
| Totals | 15-55 | 3-13 | 2-10 | 34 | 16 | 35 | 6 | 13 | 5 | 4 | 200 |

FG%: 1st Half 8-28 .286, 2nd Half 7-27 .259, Game 15-55 .273;
3FG%: 1st Half 2-8 .250, 2nd Half 1-5 .200, Game 3-13 .231;
FT%: 1st Half 1-6 .167, 2nd Half 1-4 .250, Game 2-10 .200;
Deadball Rebounds: 3.

| Vanderbilt | FG | 3FG | FT | R | F | TP | A | T | B | S | M |
|---------------------|-------|-------|------|----|----|----|-----|----|---|-----|----|
| Lance Goulbourne, F | 1-3 | 1-3 | 0-2 | 5 | 2 | 3 | 1 | 0 | 2 | 3 | 29 |
| Jeffery Taylor, F | 5-11 | 3-5 | 3-4 | 5 | 2 | 16 | 1 | 3 | 0 | 2 | 28 |
| Festus Ezeli, C | 1-4 | 0-0 | 2-4 | 8 | 3 | 4 | 0 | 1 | 2 | 1 | 16 |
| Brad Tinsley, G | 5-8 | 2-5 | 0-0 | 3 | 0 | 12 | 6 | 1 | 0 | 1 | 25 |
| John Jenkins, G | 6-9 | 5-8 | 0-0 | 4 | 0 | 17 | 1 | 2 | 0 | 0 | 30 |
| Kedren Johnson | 0-2 | 0-2 | 0-0 | 0 | 2 | 0 | 2 | 1 | 1 | 1 | 12 |
| Kyle Fuller | 1-3 | 0-1 | 0-0 | 0 | 0 | 2 | 1 | 0 | 0 | 0 | 5 |
| Jordan Smart | 0-0 | 0-0 | 0-0 | 1 | 0 | 0 | 0 | 0 | 0 | 0 | 2 |
| Dai-Jon Parker | 2-4 | 2-3 | 0-1 | 1 | 1 | 6 | 0 | 0 | 0 | 0 | 16 |
| Steve Tchiengang | 0-1 | 0-0 | 0 | 5 | 2 | 0 | 0 | 1 | 1 | 0 | 18 |
| James Siakam | 0-0 | 0-0 | 0-0 | 1 | 0 | 0 | 0 | 0 | 0 | 0 | 3 |
| Rod Odom | 1-4 | 0-1 | 3-5 | 6 | 2 | 5 | 0 | 2 | 0 | 0 | 16 |
| Team | 3 | | | | | | | | | | |
| Totals | 22-49 | 13-29 | 8-16 | 42 | 14 | 65 | 121 | 16 | 8 | 200 | |

FG%: 1st Half 12-24 .500, 2nd Half 10-25 .400, Game 22-49 .449; 3FG%: 1st Half 9-16 .563, 2nd Half 4-13 .308, Game 13-29 .448; FT%: 1st Half 5-12 .417, 2nd Half 3-4 .750, Game 8-16 .500; Deadball Rebounds: 4.

| SCORE BY PERIODS | 1 | 2 | F |
|------------------------|----|----|----|
| Auburn (10-5, 0-1) | 19 | 16 | -- |
| Vanderbilt (11-5, 1-0) | 38 | 27 | -- |

OFFICIALS--J.B. Caldwell, Lee Cassell, Kevin Scott
TECHNICAL FOULS--None
ATTENDANCE--13,473

• Game 16 •

#2 Kentucky 68, Auburn 53
January 11, 2012
Auburn Arena
Auburn, Ala.

No. 2 Kentucky closed the game with a 23-6 run to defeat Auburn 68-53 in sold-out Auburn Arena. Anthony Davis and Doron Lamb each scored 14 points to lead the Wildcats, while Rob Chubb had 14 points and 8 rebounds and Chris Denson 12 points for the Tigers. A back and forth game for the first 30 minutes with 12 lead changes and eight ties, Kentucky used its game-deciding run after Auburn had taken a 47-45 lead with 10:52 left. The Tigers converted just two field goals in the final 10 minutes, including a stretch of five minutes without a point. Auburn's first lead came on an 11-1 run that was capped by a Adrian Forbes basket for a 13-10 lead nine minutes into the game. The Tigers held the Wildcats scoreless for six minutes before Kentucky's next bucket, a trey by Lamb, tied the game at 13 with 10:41 left in the first half. Denson's layup and free throw gave Auburn a 26-24 lead with 3:47 to go before Auburn and Kentucky went back and forth over the next two-plus minutes. Kentucky scored five straight points in the last 48 seconds to take a 32-28 lead at the half. Darius Miller made a 3-pointer at the buzzer after the Wildcats went fullcourt following an Auburn turnover with 3.9 seconds left. Denson's fastbreak layup gave Auburn a 45-43 lead with 12:18 on the clock and put the exclamation point on an 8-2 run. Auburn outrebounded Kentucky 35-29, but had a 32-16 edge midway through the second half. Kentucky outscored Auburn in points off turnovers, 24-6, while the Tigers had 15 turnovers to Kentucky's eight.

| Kentucky | FG | 3FG | FT | R | F | TP | A | T | B | S | M |
|---------------------|-------|------|-------|----|----|----|----|---|---|----|-----|
| Terrence Jones, F | 5-11 | 0-2 | 2-2 | 5 | 2 | 12 | 0 | 1 | 0 | 3 | 32 |
| M.Kidd-Gilchrist, F | 2-10 | 0-3 | 3-4 | 3 | 3 | 7 | 3 | 4 | 3 | 3 | 30 |
| Anthony Davis, F | 6-9 | 0-1 | 2-2 | 6 | 1 | 14 | 2 | 0 | 4 | 3 | 37 |
| Darius Miller, G | 3-6 | 3-5 | 0-0 | 4 | 4 | 9 | 1 | 0 | 0 | 0 | 24 |
| Marquis Teague, G | 4-11 | 2-3 | 2-2 | 4 | 4 | 12 | 3 | 3 | 0 | 0 | 35 |
| Doron Lamb | 3-7 | 2-5 | 6-8 | 3 | 1 | 14 | 1 | 0 | 0 | 1 | 35 |
| Eloy Vargas | 0-0 | 0-0 | 0 | 0 | 1 | 0 | 0 | 0 | 0 | 0 | 3 |
| Kyle Wiltjer | 0-3 | 0-1 | 0-0 | 0 | 0 | 0 | 0 | 0 | 0 | 0 | 4 |
| Team | 4 | | | | | | | | | | |
| Totals | 23-57 | 7-20 | 15-18 | 29 | 16 | 68 | 10 | 8 | 7 | 10 | 200 |

FG%: 1st Half 11-27 .407, 2nd Half 12-30 .400, Game 23-57 .404; 3FG%: 1st Half 5-12 .417, 2nd Half 2-8 .250, Game 7-20 .350; FT%: 1st Half 5-7 .714, 2nd Half 10-11 .909, Game 15-18 .833; Deadball Rebounds: 5.

| Auburn | FG | 3FG | FT | R | F | TP | A | T | B | S | M |
|------------------|-------|------|-------|----|----|----|------|---|---|-----|----|
| Kenny Gabriel, F | 3-6 | 0-3 | 0-0 | 5 | 4 | 6 | 2 | 2 | 3 | 0 | 26 |
| Adrian Forbes, F | 1-1 | 0-0 | 0-0 | 5 | 0 | 2 | 0 | 0 | 0 | 1 | 20 |
| Rob Chubb, C | 5-10 | 0-0 | 4-4 | 8 | 2 | 14 | 1 | 4 | 1 | 0 | 35 |
| Varez Ward, G | 2-9 | 0-2 | 2-2 | 1 | 3 | 6 | 4 | 3 | 0 | 0 | 25 |
| Chris Denson, G | 5-11 | 0-1 | 2-4 | 4 | 4 | 12 | 1 | 1 | 0 | 0 | 33 |
| Josh Langford | 2-5 | 0-2 | 0-0 | 1 | 1 | 4 | 0 | 2 | 0 | 0 | 13 |
| Josh Wallace | 2-4 | 0-0 | 0 | 3 | 1 | 4 | 2 | 0 | 0 | 0 | 15 |
| Frankie Sullivan | 1-4 | 1-3 | 2-2 | 2 | 3 | 5 | 2 | 3 | 0 | 1 | 28 |
| Noel Johnson | 0-1 | 0-1 | 0-0 | 0 | 1 | 0 | 0 | 0 | 0 | 0 | 5 |
| Team | 6 | | | | | | | | | | |
| Totals | 21-51 | 1-12 | 10-12 | 35 | 19 | 53 | 1215 | 4 | 2 | 200 | |

FG%: 1st Half 13-27 .481, 2nd Half 8-24 .333, Game 21-51 .412;
3FG%: 1st Half 0-4 .000, 2nd Half 1-8 .125, Game 1-12 .083;
FT%: 1st Half 2-3 .667, 2nd Half 8-9 .889, Game 10-12 .833;
Deadball Rebounds: 0.

| SCORE BY PERIODS | 1 | 2 | F |
|----------------------|----|----|----|
| Kentucky (16-1, 2-0) | 32 | 36 | -- |
| Auburn (10-6, 0-2) | 28 | 25 | -- |

OFFICIALS--John Cahill, Mike Nance, Mike Roberts
TECHNICAL FOULS--None
ATTENDANCE--9,121 (c)

• Game 17 •

Auburn 69, Ole Miss 68 (2ot)
January 14, 2012
Auburn Arena
Auburn, Ala.

Frankie Sullivan scored 19 points, all after the half. Chris Denson added 16 points and Kenny Gabriel 11 points, 13 rebounds and 4 blocks to lead Auburn to a thrilling 69-68 double overtime victory over Ole Miss. Sullivan, who was averaging only 5.7 points in his last 6 games, also had 4 assists and 4 steals. It was the Tigers' first double overtime win since 1991. Auburn looked to be in control as it led by as many as 12 points at 46-34 with 7:39 left in regulation, but that is when Ole Miss caught fire. The Rebels scored 34 points in the remaining 17:21. The Tigers still led 55-46 with 2:07 left in regulation but closed on a 11-2 run to tie it at 57 on a Nick Williams trey. It was the first time Auburn didn't lead since it was 8-8 with 10:30 left in the first half. There were six lead changes and three ties in the first overtime that ended tied at 65 after Terrance Henry's layup with 1:05 to play. In the second overtime, Rob Chubb, who picked up two fouls in the first 49 seconds of the game and only played four first half minutes, fouled out 22 seconds into the final overtime. The Tigers then took control of the game as Sullivan's two foul shots gave Auburn the lead for good at 67-65 with 4:11 left, but plenty of drama remained. Denson scored Auburn's last points on a pair of free throws with 2:54 remaining and a 69-66 Tiger lead. Reginald Buckner, who finished with 11 points and 10 rebounds for Ole Miss, had an alley-oop dunk with 34 seconds to go to make it 69-68. After an Auburn turnover, Summers' shot was blocked by Gabriel with six seconds to go, and Terrence Henry missed a contested tip-in before Sullivan grabbed the rebound and was fouled with 0.1 seconds left. The game started out slow as Auburn missed 10 straight field goals after Gabriel's 3-pointer 30 seconds into the game, and the Tigers went nearly six minutes without a point but were able to tie it 6-6 on a Denson trey. Auburn had a 12-4 run to take a 23-14 lead, but Ole Miss finished the half on a 6-2 run in the final 1:44 as the Tigers led 25-20. After the Rebels closed to within 27-25, the Tigers pushed their lead out to 35-25 and then 39-27 eight minutes into the second half. The lead never got closer than seven until 2:06 left in regulation.

| Ole Miss | FG | 3FG | FT | R | F | TP | A | T | B | S | M |
|---------------------|-------|------|------|----|----|----|----|----|---|---|-----|
| Terrence Henry, F | 2-8 | 1-4 | 0-0 | 9 | 2 | 5 | 4 | 6 | 2 | 1 | 41 |
| Reginald Buckner, F | 5-6 | 0-0 | 1-2 | 10 | 4 | 11 | 1 | 2 | 4 | 1 | 37 |
| Murphy Holloway, F | 5-8 | 0-0 | 1-3 | 11 | 4 | 11 | 1 | 3 | 1 | 3 | 46 |
| Jarvis Summers, G | 6-15 | 4-8 | 6-8 | 5 | 4 | 22 | 5 | 6 | 0 | 2 | 35 |
| Jelan Kendrick, G | 2-7 | 0-2 | 0-0 | 1 | 0 | 4 | 3 | 0 | 1 | 2 | 31 |
| Demarco Cox | 1-2 | 0-0 | 0-0 | 1 | 0 | 2 | 0 | 0 | 0 | 0 | 6 |
| LaDarius White | 0-3 | 0-3 | 0-0 | 0 | 2 | 0 | 1 | 0 | 0 | 0 | 6 |
| Maurice Aniefike | 0-4 | 0-2 | 0-0 | 3 | 1 | 0 | 0 | 0 | 0 | 0 | 5 |
| Steadman Short | 0-0 | 0-0 | 0-0 | 0 | 2 | 0 | 0 | 0 | 0 | 0 | 3 |
| Nick Williams | 5-18 | 2-9 | 1-2 | 2 | 5 | 13 | 1 | 2 | 0 | 0 | 35 |
| Aaron Jones | 0-1 | 0-0 | 0-0 | 2 | 1 | 0 | 0 | 0 | 0 | 0 | 5 |
| Team | | | | 5 | | | | | | | |
| Totals | 26-72 | 7-28 | 9-15 | 49 | 25 | 68 | 15 | 20 | 8 | 9 | 250 |

FG%: 1st Half 9-28 .321, 2nd Half 14-34 .412, OT 3-10 .300, Game 26-72 .361; 3FG%: 1st Half 1-9 .111, 2nd Half 6-17 .353, OT 0-2 .000, Game 7-28 .250; FT%: 1st Half 1-4 .250, 2nd Half 3-5 .600, OT 5-6 .833, Game 9-15 .600; Deadball Rebounds: 5.

| Auburn | FG | 3FG | FT | R | F | TP | A | T | B | S | M |
|------------------|-------|------|-------|----|----|----|----|----|---|----|-----|
| Kenny Gabriel, F | 4-12 | 3-6 | 0-0 | 13 | 1 | 11 | 1 | 1 | 4 | 1 | 48 |
| Adrian Forbes, F | 0-2 | 0-0 | 0-0 | 7 | 3 | 0 | 0 | 0 | 1 | 0 | 28 |
| Rob Chubb, C | 3-4 | 0-0 | 2-2 | 0 | 5 | 8 | 1 | 4 | 0 | 0 | 24 |
| Varez Ward, G | 2-13 | 0-4 | 4-7 | 4 | 1 | 8 | 5 | 5 | 0 | 2 | 44 |
| Chris Denson, G | 4-12 | 1-2 | 7-10 | 4 | 4 | 16 | 2 | 4 | 0 | 1 | 38 |
| Josh Langford | 1-2 | 0-0 | 0-0 | 1 | 0 | 2 | 1 | 0 | 0 | 2 | 12 |
| Allen Payne | 1-1 | 0-0 | 0-0 | 0 | 2 | 2 | 1 | 0 | 0 | 0 | 6 |
| Josh Wallace | 1-2 | 1-1 | 0-0 | 0 | 3 | 1 | 1 | 0 | 1 | 0 | 10 |
| Frankie Sullivan | 6-9 | 2-5 | 5-9 | 3 | 2 | 19 | 4 | 1 | 0 | 4 | 33 |
| Noel Johnson | 0-1 | 0-0 | 0-0 | 1 | 0 | 0 | 0 | 0 | 0 | 0 | 4 |
| Willy Kouassi | 0-0 | 0-0 | 0-0 | 1 | 0 | 0 | 0 | 0 | 0 | 0 | 3 |
| Team | | | | 5 | | | | | | | |
| Totals | 22-58 | 7-18 | 18-28 | 39 | 16 | 69 | 16 | 18 | 5 | 11 | 250 |

FG%: 1st Half 9-31 .290, 2nd Half 10-17 .588, OT 3-10 .300, Game 22-58 .379; 3FG%: 1st Half 4-7 .571, 2nd Half 1-5 .200, OT 2-6 .333, Game 7-18 .389; FT%: 1st Half 3-5 .600, 2nd Half 11-17 .647, OT 4-6 .667, Game 18-28 .643; Deadball Rebounds: 5.

| SCORE BY PERIODS | 1 | 2 | OT | 2OT | F |
|----------------------|----|----|----|-----|----|
| Ole Miss (11-6, 1-2) | 20 | 37 | 8 | 3 | -- |
| Auburn (11-6, 1-2) | 25 | 32 | 8 | 4 | -- |

OFFICIALS--Antinio Petty, Ted Valentine, Mike Kitts
TECHNICAL FOULS--None
ATTENDANCE--7,154

• Game 18 •

LSU 65, Auburn 58 (ot)
January 17, 2012
Maravich Assembly Center
Baton Rouge, La.

LSU outscored Auburn 9-2 in overtime to take a 65-58 win over Auburn in the Maravich Assembly Center. Varez Ward nailed a 3-pointer with :00.2 seconds left in regulation to send it to extra time. Frankie Sullivan led Auburn with 19 points and Rob Chubb recorded his first career double-double with 15 points and a 12 rebounds. Anthony Hickey scored 16 of his 18 points after the half to go along with 7 rebounds and 6 assists to lead LSU while Justin Hamilton had 13 points and 8 rebounds. At the end of regulation after an Auburn turnover and Hickey split a pair of foul shots, Ward sank a 3-pointer with 0.2 seconds left on Auburn's third 3-point attempt of the final possession to send the game into overtime tied at 56. Ward had missed 12 of his last 13 3-point attempts in the last 6 games prior to the huge make. Auburn only made one of its six field goal attempts after having four turnovers to start the overtime. Auburn scored 13 straight points bridged over both halves to take a 37-34 lead on a Sullivan 3-pointer from the left corner while holding LSU scoreless for 5:41. Auburn increased its run to 19-4 on a Kenny Gabriel block shot and thunderous dunk on the other end and then a Josh Langford layup to take a 46-38 lead with 11:30 left. Turner scored LSU's first second half points with 14:13 left. Auburn outscored LSU 29-10 since trailing 28-15. LSU answered with a 10-0 run to take a 48-46 lead with 7:27 left. Auburn, which went six minutes without a point, scored only four points over a nine minute stretch as LSU took a 53-50 lead on a big Hickey 3-pointer with 2:55 to play. Gabriel had a monster dunk on a Sullivan missed 3-pointer to tie it at 53 with 1:04 left, but Hickey, who had 13 of his 15 points in the second half, answered with a layup to put LSU back ahead 55-53 with 40 seconds left. LSU used a 12-1 run to take its largest lead at 28-15 lead with 4:57 left in the first half as Auburn went over seven minutes between baskets. Auburn closed the half on a 12-6 run to go into the half down 34-27 after a Sullivan midcourt 3-point runner that beat the buzzer. It was Auburn's second-straight overtime game as the Tigers defeated Ole Miss 69-68 in double overtime three days prior.

| Auburn | FG | 3FG | FT | R | F | TP | A | T | B | S | M |
|------------------|-------|------|------|----|----|----|----|----|---|---|-----|
| Kenny Gabriel, F | 3-14 | 0-8 | 0-0 | 10 | 5 | 6 | 1 | 3 | 1 | 1 | 40 |
| Adrian Forbes, F | 1-2 | 0-0 | 0-0 | 1 | 3 | 2 | 0 | 1 | 0 | 1 | 14 |
| Rob Chubb, C | 7-14 | 0-0 | 1-5 | 12 | 3 | 15 | 0 | 5 | 1 | 0 | 37 |
| Varez Ward, G | 1-7 | 1-3 | 3-4 | 7 | 2 | 6 | 4 | 1 | 0 | 0 | 30 |
| Chris Denson, G | 0-5 | 0-1 | 0-0 | 2 | 1 | 0 | 2 | 2 | 1 | 1 | 24 |
| Josh Langford | 3-4 | 0-0 | 0-0 | 2 | 1 | 6 | 1 | 0 | 0 | 1 | 15 |
| Josh Wallace | 2-4 | 0-0 | 0-1 | 2 | 0 | 4 | 1 | 0 | 0 | 3 | 23 |
| Frankie Sullivan | 5-13 | 5-12 | 4-5 | 4 | 1 | 19 | 3 | 1 | 0 | 0 | 38 |
| Willy Kouassi | 0-0 | 0-0 | 0-0 | 1 | 0 | 0 | 0 | 0 | 0 | 0 | 4 |
| Team | | | | 3 | | | | | | | |
| Totals | 22-63 | 6-24 | 8-15 | 44 | 16 | 58 | 12 | 13 | 3 | 7 | 225 |

FG%: 1st Half 9-23 .391, 2nd Half 12-34 .353, OT 1-6 .167, Game 22-63 .349; 3FG%: 1st Half 3-5 .600, 2nd Half 3-15 .200, OT 0-4 .000, Game 6-24 .250; FT%: 1st Half 6-10 .600, 2nd Half 2-5 .400, OT 0-0 .000, Game 8-15 .533; Deadball Rebounds: 1.

| LSU | FG | 3FG | FT | R | F | TP | A | T | B | S | M |
|--------------------|-------|------|-----|----|----|----|----|----|---|---|-----|
| Storm Warren, F | 4-9 | 0-0 | 2-2 | 7 | 2 | 10 | 1 | 1 | 2 | 2 | 34 |
| Justin Hamilton, C | 6-11 | 0-0 | 1-1 | 8 | 3 | 13 | 2 | 4 | 1 | 1 | 41 |
| Chris Bass, G | 0-0 | 0-0 | 0-0 | 1 | 0 | 0 | 3 | 0 | 0 | 0 | 13 |
| Ralston Turner, G | 4-9 | 3-7 | 0-0 | 3 | 3 | 11 | 1 | 0 | 1 | 0 | 25 |
| John Isaac, G | 2-5 | 0-1 | 0-0 | 2 | 2 | 4 | 2 | 1 | 0 | 0 | 19 |
| Anthony Hickey | 6-12 | 2-5 | 4-6 | 7 | 2 | 18 | 6 | 1 | 0 | 1 | 39 |
| Malcolm White | 2-3 | 0-0 | 0-0 | 1 | 1 | 4 | 0 | 0 | 0 | 0 | 7 |
| Andre Stringer | 1-7 | 1-6 | 0-0 | 1 | 3 | 3 | 2 | 3 | 0 | 0 | 33 |
| Eddie Ludwig | 0-1 | 0-0 | 0-0 | 1 | 1 | 0 | 0 | 0 | 0 | 0 | 3 |
| Jalen Courtney | 1-2 | 0-1 | 0-0 | 1 | 2 | 1 | 0 | 0 | 0 | 0 | 11 |
| Team | | | | 5 | | | | | | | |
| Totals | 26-59 | 6-20 | 7-9 | 37 | 18 | 65 | 18 | 10 | 4 | 4 | 225 |

FG%: 1st Half 14-29 .483, 2nd Half 9-22 .409, OT 3-8 .375, Game 26-59 .441; 3FG%: 1st Half 3-8 .375, 2nd Half 2-8 .250, OT 1-4 .250, Game 6-20 .300; FT%: 1st Half 3-3 1.000, 2nd Half 2-4 .500, OT 2-2 1.000, Game 7-9 .778; Deadball Rebounds: 1.

| SCORE BY PERIODS | 1 | 2 | OT | F |
|--------------------|----|----|----|----|
| Auburn (11-7, 1-3) | 27 | 29 | 2 | -- |
| LSU (12-6, 2-2) | 34 | 22 | 9 | -- |

OFFICIALS--John Cahill, Tom Eades, Roger Ayers
TECHNICAL FOULS--None
ATTENDANCE--8,052

• Game 19 •

Auburn 63, South Carolina 52
January 21, 2012
Auburn Arena
Auburn, Ala.

Frankie Sullivan tied a season-high with 22 points and Kenny Gabriel added 16 points, seven rebounds and four blocks to lead Auburn to a 63-52 victory over South Carolina in Auburn Arena. The Tigers surpassed last year's win total with the victory. Trailing 28-24 at the half, Auburn had a dominating 29-8 run to take its largest lead of the game at 55-38 with 4:28 to play. The Tigers played tenacious defense forced 23 Gamecock turnovers, 13 in the second half, and had a 14-0 advantage in points off turnovers at one point in the second half alone. Auburn regained the lead for good at 35-32 with 14 minutes left on a 3-pointer by Chris Denson. Sullivan kept Auburn in it in the first half as he scored 14 of his points while the rest of the Tigers had 10. Sullivan, which finished the game 6-of-15 from the floor, 4-of-11 from 3-point range and 6-of-6 from the foul line, was 5-of-7 from the floor and 4-of-6 from behind the arc in the first half. In the last three games, Sullivan is averaging 20.0 ppg while going 11-of-28 from 3-point range. He was averaging only 5.7 ppg and shooting 26 percent from the floor in the six games prior to his hot streak. Auburn jumped out to a quick 8-2 lead but South Carolina later used an 8-0 run to take its largest lead of the game, 22-16, with 6:09 left. Bruce Ellington and Anthony Gill led South Carolina with nine points each as no Gamecocks scored in double figures. With many former Auburn players in attendance for lettermen's weekend including All-Americans Charles Barkley, John Mengelt and Lee DeFore, the Tigers used old school defense in limiting the Gamecocks to 40.8 percent shooting from the field and 6-of-18 shooting from 3-point range.

| South Carolina | FG | 3FG | FT | R | F | TP | A | T | B | S | M |
|---------------------|-------|------|-----|----|----|----|---|----|---|----|-----|
| Anthony Gill, F | 4-9 | 0-1 | 1-1 | 3 | 3 | 9 | 0 | 3 | 0 | 0 | 21 |
| Malik Cooke, F | 2-7 | 0-3 | 2-3 | 5 | 4 | 6 | 1 | 6 | 1 | 1 | 33 |
| Damontre Harris, F | 3-5 | 0-0 | 0-0 | 7 | 1 | 6 | 0 | 5 | 6 | 2 | 37 |
| Brian Richardson, G | 0-1 | 0-1 | 2-2 | 1 | 2 | 2 | 0 | 1 | 0 | 0 | 17 |
| Bruce Ellington, G | 4-14 | 1-5 | 0-0 | 3 | 2 | 9 | 4 | 5 | 0 | 2 | 37 |
| Brenton Williams | 2-4 | 2-3 | 0-0 | 1 | 2 | 6 | 0 | 0 | 0 | 1 | 9 |
| Eric Smith | 0-0 | 0-0 | 0-0 | 0 | 0 | 0 | 0 | 0 | 0 | 0 | 1 |
| Lakeem Jackson | 1-3 | 0-0 | 0-0 | 1 | 2 | 3 | 0 | 0 | 2 | 1 | 13 |
| Damien Leonard | 2-3 | 2-3 | 0-0 | 2 | 1 | 6 | 0 | 1 | 0 | 1 | 15 |
| Rj Slawson | 2-3 | 1-2 | 0-0 | 0 | 0 | 5 | 0 | 2 | 0 | 1 | 14 |
| Carlton Geathers | 0-0 | 0-0 | 1-2 | 1 | 0 | 1 | 0 | 0 | 0 | 0 | 3 |
| Team | | | | 5 | | | | | | | |
| Totals | 20-49 | 6-18 | 6-8 | 29 | 15 | 52 | 8 | 23 | 7 | 10 | 200 |

FG%: 1st Half 10-23 .435, 2nd Half 10-26 .385, Game 20-49 .408; 3FG%: 1st Half 3-6 .500, 2nd Half 3-12 .250, Game 6-18 .333; FT%: 1st Half 5-6 .833, 2nd Half 1-2 .500, Game 6-8 .750; Deadball Rebounds: 4.

| Auburn | FG | 3FG | FT | R | F | TP | A | T | B | S | M |
|---------------------|-------|------|-------|----|----|----|----|----|---|---|-----|
| Kenny Gabriel, F | 7-15 | 1-3 | 1-4 | 7 | 2 | 16 | 1 | 0 | 4 | 0 | 32 |
| Rob Chubb, C | 0-2 | 0-0 | 1-2 | 7 | 2 | 1 | 3 | 2 | 0 | 0 | 28 |
| Josh Langford, G | 0-4 | 0-1 | 0-0 | 1 | 3 | 0 | 1 | 0 | 0 | 0 | 21 |
| Josh Wallace, G | 1-2 | 0-0 | 2-2 | 0 | 1 | 4 | 3 | 1 | 0 | 1 | 22 |
| Frankie Sullivan, G | 6-15 | 4-11 | 6-6 | 4 | 0 | 22 | 2 | 3 | 0 | 0 | 33 |
| Varez Ward | 3-4 | 1-2 | 1-2 | 3 | 2 | 8 | 2 | 4 | 1 | 2 | 20 |
| Allen Payne | 1-1 | 0-0 | 0-0 | 1 | 0 | 2 | 0 | 0 | 0 | 3 | 11 |
| Chris Denson | 3-5 | 1-1 | 0-0 | 0 | 0 | 7 | 2 | 2 | 0 | 1 | 19 |
| Adrian Forbes | 1-2 | 0-0 | 1-2 | 4 | 3 | 3 | 0 | 2 | 1 | 0 | 11 |
| Willy Kouassi | 0-0 | 0-0 | 0-0 | 0 | 0 | 0 | 0 | 0 | 0 | 0 | 3 |
| Team | | | | 1 | | | | | | | |
| Totals | 22-50 | 7-18 | 12-18 | 28 | 13 | 63 | 14 | 14 | 6 | 7 | 200 |

FG%: 1st Half 9-21 .429, 2nd Half 13-29 .448, Game 22-50 .440; 3FG%: 1st Half 5-10 .500, 2nd Half 2-8 .250, Game 7-18 .389; FT%: 1st Half 1-4 .250, 2nd Half 11-14 .786, Game 12-18 .667; Deadball Rebounds: 4.

| SCORE BY PERIODS | 1 | 2 | F |
|----------------------------|----|----|----|
| South Carolina (8-10, 0-4) | 28 | 24 | -- |
| Auburn (12-7, 2-3) | 24 | 39 | -- |

OFFICIALS--Ted Valentine, Bruce Benedict, Tracy Woodson
TECHNICAL FOULS--None
ATTENDANCE--8,329

• Game 20 •

Arkansas 56, Auburn 53
January 25, 2012
Bud Walton Arena
Fayetteville, Ark.

Kenny Gabriel had 13 points and 8 rebounds while Chris Denson and Frankie Sullivan had 10 points apiece but Auburn fell short 56-53 to Arkansas in Bud Walton Arena. It was the second-straight SEC road heartbreaker for the Tigers as they lost at LSU in overtime eight days prior. Gabriel missed a game-tying 3-pointer just before the buzzer after the Razorbacks missed a front end of a one and one. Arkansas ran its record to 15-0 in Bud Walton Arena. Down 54-51, Sullivan and Denson missed a pair of 3-pointers on the same possession and Rob Chubb had the rebound ripped from his hands. Julysses Nobles, who had 10 points, all in the second half, had a slam dunk on the other end to give Arkansas its largest lead of the game at 56-51 with 20 seconds left. Rickey Scott scored eight straight points for the Razorbacks giving Arkansas a 47-43 lead with 6:53 to play after a steal and layup for a 5-0 Hog run. Denson's driving layup made it 52-51 Arkansas with 2:32 left. The Tigers took their largest lead of the game at 37-30 on a Gabriel putback monster slam with 13:05 to go, but the Razorbacks responded with seven straight to tie it two minutes later. Auburn held Arkansas scoreless for the first 5:49 of the game as the Razorbacks missed their first 10 shots after making their first 11 field goal attempts in a 66-64 upset win over #19 Michigan on Saturday. BJ Young hit a 3-pointer to bring Arkansas to within 14-13 with 4:29 remaining as the Hogs went almost 10 minutes without a field goal. Adrian Forbes slammed an offensive putback to give Auburn a 22-19 halftime lead while the Tigers held Arkansas to 4-of-27 (.148) shooting from the field and 1-of-10 from 3-point range. Arkansas outscored Auburn 10-2 from the foul line in the first half to keep the game close. Auburn had a short bench as Varez Ward and Josh Langford only played eight combined minutes as both suffered injuries. Arkansas, which shot 55.6 percent from the floor in the second half and made 5-of-9 treys, was led by Young's 11 points. Nobles and Rashad Madden had 10

| Auburn | FG | 3FG | FT | R | F | TP | A | T | B | S | M |
|---------------------|-------|------|------|----|----|----|----|----|---|---|-----|
| Kenny Gabriel, F | 5-14 | 2-6 | 1-2 | 8 | 2 | 13 | 0 | 4 | 0 | 0 | 38 |
| Rob Chubb, C | 0-5 | 0-0 | 0-0 | 8 | 4 | 0 | 0 | 3 | 0 | 0 | 24 |
| Josh Langford, G | 1-2 | 0-1 | 0-2 | 6 | 0 | 2 | 0 | 2 | 0 | 0 | 8 |
| Josh Wallace, G | 1-4 | 0-0 | 4-4 | 6 | 1 | 6 | 6 | 4 | 0 | 0 | 33 |
| Frankie Sullivan, G | 4-12 | 2-8 | 0-0 | 4 | 2 | 10 | 2 | 2 | 0 | 2 | 31 |
| Varez Ward | 0-0 | 0-0 | 0-0 | 0 | 0 | 0 | 1 | 0 | 0 | 0 | 0 |
| Allen Payne | 3-4 | 0-0 | 0-1 | 3 | 1 | 6 | 0 | 1 | 0 | 0 | 22 |
| Chris Denson | 4-6 | 1-2 | 1-2 | 3 | 10 | 2 | 0 | 0 | 0 | 0 | 20 |
| Tony Neysmith | 1-1 | 0-0 | 0-0 | 2 | 2 | 2 | 1 | 0 | 0 | 0 | 8 |
| Adrian Forbes | 2-4 | 0-0 | 0-0 | 5 | 2 | 4 | 0 | 1 | 2 | 0 | 16 |
| Team | | | | 2 | 1 | | | | | | |
| Totals | 21-52 | 5-17 | 6-10 | 44 | 18 | 53 | 10 | 21 | 2 | 2 | 200 |

FG%: 1st Half 9-24 .375, 2nd Half 12-28 .429, Game 21-52 .404;
3FG%: 1st Half 2-6 .333, 2nd Half 3-11 .273, Game 5-17 .294;
FT%: 1st Half 2-4 .500, 2nd Half 4-6 .667, Game 6-10 .600;
Deadball Rebounds: 1.

| Arkansas | FG | 3FG | FT | R | F | TP | A | T | B | S | M |
|---------------------|-------|------|-------|----|----|----|----|----|---|----|-----|
| Hunter Mickelson, F | 2-5 | 0-0 | 0-0 | 4 | 3 | 4 | 0 | 2 | 3 | 1 | 21 |
| Michael Sanchez, F | 0-1 | 0-0 | 0-0 | 5 | 3 | 0 | 1 | 3 | 0 | 1 | 17 |
| Mardracus Wade, G | 1-7 | 0-3 | 2-3 | 2 | 3 | 4 | 0 | 1 | 0 | 1 | 30 |
| Rickey Scott, G | 3-7 | 1-1 | 1-1 | 1 | 8 | 1 | 2 | 1 | 0 | 1 | 18 |
| Julysses Nobles, G | 4-10 | 2-6 | 0-0 | 5 | 0 | 10 | 4 | 2 | 0 | 5 | 33 |
| Rashad Madden | 3-8 | 2-5 | 2-3 | 4 | 3 | 10 | 3 | 1 | 0 | 1 | 28 |
| Devonta Abron | 2-5 | 0-0 | 5-8 | 4 | 4 | 9 | 1 | 0 | 0 | 1 | 21 |
| BJ Young | 4-11 | 1-4 | 2-4 | 4 | 1 | 11 | 4 | 0 | 0 | 3 | 31 |
| Kikko Haydar | 0-0 | 0-0 | 0-0 | 0 | 0 | 0 | 0 | 0 | 0 | 0 | 1 |
| Team | | | | 0 | | | | | | | |
| Totals | 19-54 | 6-19 | 12-19 | 29 | 18 | 56 | 14 | 11 | 4 | 13 | 200 |

FG%: 1st Half 4-27 .148, 2nd Half 15-27 .556, Game 19-54 .352;
3FG%: 1st Half 1-10 .100, 2nd Half 5-9 .556, Game 6-19 .316;
FT%: 1st Half 10-14 .714, 2nd Half 2-5 .400, Game 12-19 .632;
Deadball Rebounds: 3.

| SCORE BY PERIODS | 1 | 2 | F |
|----------------------|----|----|----|
| Auburn (12-8, 2-4) | 22 | 31 | -- |
| Arkansas (15-5, 3-2) | 19 | 37 | -- |

OFFICIALS--Anthony Jordan, Gary Maxwell, Ron Groover
TECHNICAL FOULS--AU Coach Tony Barbee (12:09, 1st)
ATTENDANCE--12,794

• Game 21 •

Tennessee 64, Auburn 49
January 28, 2012
Thompson-Boling Arena
Knoxville, Tenn.

Tennessee used an 18-3 run in the final nine minutes of the first half to defeat Auburn 64-49 in a defensive battle in Thompson-Boling Arena. The Tigers did not score a field goal in the final 9:45 of the opening period and missed 10 straight field goals and had five turnovers during the span. Kenny Gabriel's jumper gave Auburn a 13-12 lead with 9:46 left and point guard Josh Wallace picked up his second foul and went to the bench for the final 8:19 of the half. The Tigers' offense never did get in sync after that. Tennessee led 30-16 at halftime despite shooting 34.4 percent from the field and 2-of-10 from 3-point range. Auburn shot 24 percent, went 1-of-6 from behind the arc and was outrebounded 26-17 in the opening period. The 16 points tied Auburn's season-low for a half at Florida State and at Vanderbilt. Gabriel, who scored a team-high 13 points on 3-of-6 three-pointers, ended Auburn's dry spell by making a basket on the first field goal attempt 19 seconds into the second half. The Tigers cut the lead to 32-23 on a Rob Chubb basket with 17:20 to go. However, Auburn wouldn't get closer than that the rest of the way. Varez Ward added 12 points and Chubb 10. Frankie Sullivan had five points and went 2-of-12 from the floor. Jeronne Mayman led five Tennessee players in double figures with 15 points and 19 rebounds. Trae Golden had 13 points, Skylar McBee had 12 points while both Jarnell Stokes and Jordan McRae added 11 points and six boards for the Vols. Auburn held Tennessee to one field goal over seven plus minutes midway through the second half to close to within 42-33 with 7:39 remaining. The Vols withstood each Tiger mini-run and stretched the lead out to its largest at 64-44 with 1:07 left. Tennessee manhandled Auburn on the boards, outrebounding the Tigers 53-30 and outscored the Tigers 26-12 in the paint. Auburn held Tennessee to 34.5 percent shooting from the floor but the Tigers shot only 30.4 percent. The Tigers have now lost eight straight games in Knoxville and seven-straight to the Vols since winning in 1998.

| Auburn | FG | 3FG | FT | R | F | TP | A | T | B | S | M |
|--------------------|-------|------|-------|----|----|----|---|----|---|----|-----|
| Allen Payne, F | 0-2 | 0-1 | 0-0 | 3 | 2 | 0 | 3 | 1 | 1 | 0 | 18 |
| Kenny Gabriel, F | 5-11 | 3-6 | 0-0 | 5 | 4 | 13 | 0 | 1 | 1 | 1 | 34 |
| Rob Chubb, C | 4-9 | 0-0 | 2-4 | 5 | 2 | 10 | 0 | 4 | 0 | 2 | 35 |
| Josh Wallace, G | 0-0 | 0-0 | 2-2 | 0 | 3 | 2 | 2 | 1 | 0 | 0 | 12 |
| Frankie Sullivan,G | 2-12 | 1-4 | 0-0 | 5 | 4 | 5 | 1 | 2 | 0 | 1 | 35 |
| Varez Ward | 3-9 | 0-1 | 6-8 | 5 | 2 | 12 | 1 | 1 | 0 | 2 | 28 |
| Chris Denson | 1-5 | 0-1 | 0-1 | 1 | 0 | 2 | 1 | 1 | 0 | 0 | 7 |
| Tony Neysmith | 0-0 | 0-0 | 0-0 | 0 | 0 | 0 | 0 | 0 | 0 | 0 | 1 |
| Noel Johnson | 1-4 | 1-3 | 0-0 | 2 | 2 | 3 | 0 | 0 | 0 | 2 | 17 |
| Adrian Forbes | 1-4 | 0-0 | 0-0 | 2 | 2 | 2 | 0 | 2 | 1 | 2 | 13 |
| Team | | | | 2 | | | | | | | |
| Totals | 17-56 | 5-16 | 10-15 | 30 | 21 | 49 | 8 | 13 | 3 | 10 | 200 |

FG%: 1st Half 6-25 .240, 2nd Half 11-31 .355, Game 17-56 .304;
3FG%: 1st Half 1-6 .167, 2nd Half 4-10 .400, Game 5-16 .313;
FT%: 1st Half 3-7 .429, 2nd Half 7-8 .875, Game 10-15 .667;
Deadball Rebounds: 1.

| Tennessee | FG | 3FG | FT | R | F | TP | A | T | B | S | M |
|--------------------|-------|------|-------|----|----|----|----|----|---|---|-----|
| Jarnell Stokes, F | 5-9 | 0-0 | 1-2 | 6 | 2 | 11 | 2 | 3 | 2 | 4 | 27 |
| Jeronne Mayman, F | 5-8 | 0-0 | 5-9 | 19 | 3 | 15 | 2 | 3 | 1 | 0 | 34 |
| Josh Richardson, G | 0-2 | 0-1 | 0-0 | 3 | 1 | 0 | 0 | 2 | 0 | 0 | 10 |
| Trae Golden, G | 2-9 | 1-3 | 8-8 | 4 | 2 | 13 | 2 | 4 | 1 | 0 | 35 |
| Cameron Tatum, G | 0-9 | 0-6 | 0-0 | 4 | 0 | 0 | 1 | 0 | 0 | 1 | 22 |
| Yemi Makanjuola | 0-0 | 0-0 | 0-0 | 1 | 2 | 0 | 0 | 0 | 0 | 0 | 3 |
| Skylar McBee | 3-9 | 2-7 | 4-4 | 4 | 3 | 12 | 2 | 0 | 0 | 0 | 30 |
| Kenny Hall | 1-5 | 0-0 | 0-0 | 5 | 4 | 2 | 0 | 1 | 0 | 2 | 14 |
| Jordan McRae | 4-7 | 1-3 | 2-2 | 6 | 0 | 11 | 1 | 3 | 2 | 0 | 25 |
| Team | | | | 1 | | | | | | | |
| Totals | 20-58 | 4-20 | 20-25 | 53 | 17 | 64 | 10 | 16 | 8 | 5 | 200 |

FG%: 1st Half 11-32 .344, 2nd Half 9-26 .346, Game 20-58 .345;
3FG%: 1st Half 2-10 .200, 2nd Half 2-10 .200, Game 4-20 .200;
FT%: 1st Half 6-7 .857, 2nd Half 14-18 .778, Game 20-25 .800;
Deadball Rebounds: 3.

| SCORE BY PERIODS | 1 | 2 | F |
|------------------------|----|----|----|
| Auburn (12-9, 2-5) | 16 | 33 | -- |
| Tennessee (10-11, 2-4) | 30 | 34 | -- |

OFFICIALS--Joe Lindsay, Mark Whitehead, Lee Cassell
TECHNICAL FOULS--None
ATTENDANCE--19,024

• Game 22 •

Auburn 59, Georgia 51
February 1, 2012
Auburn Arena
Auburn, Ala.

Auburn overcame early struggles from the field and used a big first half run along with solid foul shooting to defeat Georgia 59-51 in Auburn Arena. Varez Ward scored 17 points and made all 12 free throws while Kenny Gabriel totaled 16 points, eight rebounds and four blocks. The Tigers, who fell behind 7-0, were scoreless for the first seven minutes of the game before two free throws by Ward. Auburn also missed its first 12 field goal attempts before Frankie Sullivan converted its first field goal of the night on a 3-pointer with 10:45 left in the first half, and the Tigers only trailed 9-7. Auburn rattled off a 20-1 run over nine minutes to take a 22-10 lead with 2:49 left in the first half. The Tigers held Georgia to 1-for-17 shooting during the stretch as they pulled ahead. Gabriel closed out the first half by scoring a pair of baskets in the final minute to give Auburn a 26-15 lead at the break. Georgia began the second half with a 12-4 run that pulled the Bulldogs to within three, but Auburn responded with a Sullivan layup and a 6-0 spurt to pull back ahead by nine, 36-27, with 14 minutes to go. A dunk by Georgia's Donte' Williams closed the Auburn lead to 45-42 with 4:54 to play, but the Tigers pushed it back out to 49-42. The Bulldogs closed to within 51-49 on a transition layup by Gerald Robinson, who had a team-high 16 points and eight rebounds, with 52 seconds left. That is as close as Georgia had been since 7:17 left in the first half, and the Bulldogs wouldn't get any closer. On the next possession, Gabriel again came up big for Auburn and his three-point play gave the Tigers a 54-49 lead with only 38 seconds left. Auburn connected on 11-of-12 free throws in the last four minutes, including 8-of-9 in the final 1:38 to secure the win. The Tigers held Georgia to 25 percent (13-of-52) shooting on the night.

| Georgia | FG | 3FG | FT | R | F | TP | A | T | B | S | M |
|----------------------|-------|------|-------|----|----|----|----|----|---|---|-----|
| Marcus Thornton, F | 0-2 | 0-0 | 2-2 | 5 | 5 | 2 | 1 | 3 | 0 | 0 | 28 |
| Donte' Williams, F | 3-7 | 0-0 | 3-4 | 9 | 4 | 9 | 1 | 2 | 3 | 0 | 35 |
| Ken Caldwell-Pope, G | 1-8 | 1-5 | 3-5 | 8 | 1 | 6 | 3 | 2 | 1 | 2 | 30 |
| Dustin Ware, G | 2-12 | 2-12 | 4-4 | 0 | 3 | 10 | 1 | 1 | 0 | 2 | 28 |
| Gerald Robinson, G | 5-10 | 1-1 | 5-6 | 8 | 5 | 16 | 4 | 1 | 0 | 0 | 34 |
| Vincent Williams | 0-3 | 0-1 | 0-0 | 0 | 0 | 0 | 0 | 0 | 0 | 0 | 4 |
| Connor Nolte | 1-1 | 1-1 | 0-0 | 0 | 1 | 3 | 0 | 0 | 0 | 1 | 7 |
| Sherrard Brantley | 1-4 | 1-3 | 0-0 | 0 | 2 | 3 | 1 | 0 | 0 | 0 | 13 |
| John Florvare | 0-1 | 0-0 | 0-0 | 1 | 0 | 0 | 1 | 0 | 0 | 0 | 6 |
| John Cannon | 0-0 | 0-0 | 0-0 | 0 | 0 | 0 | 0 | 0 | 0 | 0 | 1 |
| Nemanja Djuricic | 0-4 | 0-0 | 2-2 | 2 | 1 | 2 | 0 | 2 | 0 | 1 | 14 |
| Team | | | | 5 | | | | | | | |
| Totals | 13-52 | 6-23 | 19-23 | 38 | 22 | 51 | 11 | 12 | 4 | 6 | 200 |

FG%: 1st Half 4-23 .174, 2nd Half 9-29 .310, Game 13-52 .250;
3FG%: 1st Half 2-8 .250, 2nd Half 4-15 .267, Game 6-23 .261;
FT%: 1st Half 5-7 .714, 2nd Half 14-16 .875, Game 19-23 .826;
Deadball Rebounds: 2.

| Auburn | FG | 3FG | FT | R | F | TP | A | T | B | S | M |
|---------------------|-------|------|-------|----|----|----|---|---|---|---|-----|
| Allen Payne, F | 0-5 | 0-0 | 3-4 | 7 | 0 | 3 | 1 | 0 | 0 | 2 | 27 |
| Kenny Gabriel, F | 4-10 | 0-1 | 8-9 | 8 | 1 | 16 | 1 | 1 | 4 | 1 | 38 |
| Rob Chubb, C | 1-1 | 0-0 | 0-0 | 4 | 5 | 2 | 1 | 3 | 1 | 0 | 18 |
| Josh Wallace, G | 2-3 | 0-0 | 0-0 | 2 | 0 | 4 | 0 | 1 | 0 | 1 | 11 |
| Frankie Sullivan, G | 3-12 | 1-7 | 2-2 | 5 | 1 | 9 | 3 | 2 | 1 | 1 | 31 |
| Varez Ward | 2-8 | 1-2 | 12-12 | 4 | 2 | 17 | 3 | 1 | 0 | 0 | 30 |
| Chris Denson | 2-3 | 0-0 | 0-3 | 0 | 1 | 4 | 0 | 0 | 0 | 0 | 15 |
| Noel Johnson | 0-1 | 0-1 | 0-0 | 0 | 1 | 0 | 0 | 0 | 0 | 0 | 6 |
| Adrian Forbes | 2-3 | 0-0 | 0-1 | 3 | 3 | 4 | 0 | 1 | 0 | 0 | 24 |
| Team | | | | 5 | 1 | | | | | | |
| Totals | 16-48 | 2-11 | 25-31 | 38 | 15 | 59 | 9 | 9 | 6 | 4 | 200 |

FG%: 1st Half 10-28 .357, 2nd Half 6-20 .300, Game 16-48 .333;
3FG%: 1st Half 2-10 .200, 2nd Half 0-1 .000, Game 2-11 .182;
FT%: 1st Half 4-5 .800, 2nd Half 21-26 .808, Game 25-31 .806;
Deadball Rebounds: 3.

| SCORE BY PERIODS | 1 | 2 | F |
|----------------------|----|----|----|
| Georgia (10-11, 1-6) | 15 | 36 | -- |
| Auburn (13-9, 3-5) | 26 | 33 | -- |

OFFICIALS--Ted Valentine, Mike Kitts, John Cahill
TECHNICAL FOULS--AU Coach Tony Barbee (12:58, 2nd)
ATTENDANCE--6,501

• Game 23 •

#22/19 Mississippi State 91, Auburn 88
February 4, 2012
Humphrey Coliseum
Starkville, Miss.

Varez Ward scored a career-high 24 points and Kenny Gabriel added 22 points and 11 rebounds but Auburn fell short in a 91-88 heartbreaker at No. 19/22 Mississippi State in Humphrey Coliseum. State shot 60.4 percent from the field and 63.2 percent from 3-point range on 12-of-19 treys. Auburn tied a school record with only three turnovers that equaled the fewest in Tiger history at Georgia in 1970, and the Tigers had a season-high points. To open the second half, Dee Bost scored nine straight points, all on three 3-pointers, and had the Bulldogs' first 10 as State pulled ahead 52-44 less than three minutes in. State continued the 16-4 run to take a 59-48 lead on Jalen Steele's trey. Arnett Moultrie's alley-oop slam gave State a 68-55 lead with 10:24 to play, but Auburn quickly answered with a 9-1 run to close to within 69-64 less than a minute later. Frankie Sullivan, who finished with 16 points, made three free throws to make it 79-74 State with 3:26 left, but Rob Chubb, who had eight points and six boards, missed two free throws on the next possession and then Gabriel's 3-pointer rimmed in and out after that. Auburn was still close, trailing 81-76 after Sullivan split four free throws with 1:56 left after a technical by State's Rodney Hood. Moultrie, who led five Bulldog double-figure scorers with 21 points and 7 rebounds, answered with a conventional 3-point play for an 84-76 Bulldog lead with 1:42 to play. Another Ward driving layup brought Auburn to within 85-79 with 52.5 seconds left. Then, Gabriel's fourth 3-pointer closed it to 87-82 with 41 seconds. After Moultrie missed two foul shots, Sullivan's 3-pointer missed with 28 seconds on the clock would have cut it to 2. The Tigers have lost three SEC games by a combined 13 points, losing in overtime at LSU by seven and at Arkansas by three points. It was a hot-shooting first half as Auburn held a 44-43 lead by shooting 53.6 percent and 4-of-9 from 3-point range. State shot even better, going 63.0 percent from the floor and 7-of-12 from behind the arc. Gabriel nailed a corner 3 from just before the buzzer to give the Tigers' their halftime edge. It was the most points in a half by Auburn in SEC play this year while the Tigers came in averaging only 54.9 points in 8 league games.

| Auburn | FG | 3FG | FT | R | F | TP | A | T | B | S | M |
|---------------------|-------|------|-------|----|----|----|----|---|---|---|-----|
| Allen Payne, F | 3-5 | 0-0 | 4-4 | 9 | 1 | 10 | 1 | 0 | 0 | 1 | 32 |
| Kenny Gabriel, F | 7-14 | 4-8 | 4-4 | 11 | 4 | 22 | 0 | 0 | 1 | 1 | 34 |
| Rob Chubb, C | 4-12 | 0-0 | 0-2 | 6 | 3 | 8 | 0 | 1 | 0 | 0 | 29 |
| Josh Wallace, G | 1-3 | 0-1 | 0-0 | 1 | 1 | 2 | 1 | 0 | 0 | 1 | 12 |
| Frankie Sullivan, G | 4-8 | 1-4 | 7-10 | 1 | 0 | 16 | 3 | 1 | 0 | 0 | 32 |
| Varez Ward | 7-14 | 1-5 | 9-12 | 1 | 5 | 24 | 5 | 1 | 0 | 3 | 29 |
| Chris Denson | 1-2 | 0-1 | 1-2 | 0 | 1 | 3 | 0 | 0 | 0 | 0 | 9 |
| Noel Johnson | 0-2 | 0-1 | 0-0 | 0 | 3 | 0 | 0 | 0 | 0 | 0 | 8 |
| Adrian Forbes | 1-1 | 0-0 | 1-2 | 2 | 5 | 3 | 0 | 0 | 0 | 0 | 12 |
| Willy Kouassi | 0-0 | 0-0 | 0-0 | 0 | 0 | 0 | 0 | 0 | 0 | 0 | 3 |
| Team | | | | 3 | | | | | | | |
| Totals | 28-61 | 6-20 | 26-36 | 34 | 23 | 88 | 10 | 3 | 1 | 6 | 200 |

FG%: 1st Half 15-28 .536, 2nd Half 13-33 .394, Game 28-61 .459; 3FG%: 1st Half 4-9 .444, 2nd Half 2-11 .182, Game 6-20 .300; FT%: 1st Half 10-12 .833, 2nd Half 16-24 .667, Game 26-36 .722; Deadball Rebounds: 6.

| Mississippi State | FG | 3FG | FT | R | F | TP | A | T | B | S | M |
|--------------------|-------|-------|-------|----|----|----|----|----|---|---|-----|
| Renardo Sidney, F | 5-5 | 1-1 | 6-9 | 3 | 3 | 17 | 1 | 2 | 0 | 1 | 23 |
| Arnett Moultrie, F | 7-13 | 0-0 | 7-11 | 7 | 3 | 21 | 1 | 2 | 0 | 0 | 30 |
| Dee Bost, G | 4-6 | 4-6 | 3-7 | 3 | 5 | 15 | 7 | 4 | 0 | 1 | 24 |
| Rodney Hood, G | 4-8 | 3-5 | 0-0 | 6 | 3 | 11 | 2 | 1 | 2 | 0 | 34 |
| Brian Bryant, G | 3-6 | 0-0 | 1-4 | 7 | 2 | 7 | 9 | 0 | 1 | 0 | 32 |
| Jalen Steele | 4-8 | 3-6 | 2-2 | 0 | 1 | 13 | 0 | 0 | 0 | 0 | 25 |
| Shaun Smith | 1-1 | 1-1 | 2-2 | 1 | 0 | 5 | 0 | 0 | 0 | 0 | 7 |
| Roque Johnson | 0-0 | 0-0 | 0-0 | 0 | 1 | 0 | 0 | 0 | 0 | 0 | 1 |
| Wendell Lewis | 1-1 | 0-0 | 0-0 | 3 | 4 | 2 | 1 | 1 | 0 | 0 | 24 |
| Team | | | | 2 | | | | | | | |
| Totals | 29-48 | 12-19 | 21-35 | 32 | 22 | 91 | 21 | 10 | 3 | 2 | 200 |

FG%: 1st Half 17-27 .630, 2nd Half 12-21 .571, Game 29-48 .604; 3FG%: 1st Half 7-12 .583, 2nd Half 5-7 .714, Game 12-19 .632; FT%: 1st Half 2-2 1.000, 2nd Half 19-33 .576, Game 21-35 .600; Deadball Rebounds: 4.

| SCORE BY PERIODS | 1 | 2 | F |
|-------------------------------|----|----|----|
| Auburn (13-10, 3-6) | 44 | 44 | -- |
| Mississippi State (18-5, 5-3) | 43 | 48 | -- |

OFFICIALS--Antinio Petty, Mike Nance, Bruce Benedict
TECHNICAL FOULS--None
ATTENDANCE--9,026

• Game 24 •

Alabama 68, Auburn 50
February 7, 2012
Auburn Arena
Auburn, Ala.

Auburn fell to Alabama 68-50 in Auburn Arena despite 21 points from Frankie Sullivan. JaMychal Green led Alabama with 19 points, while Trevor Releford scored 15 and Charles Hankerson added 14 points off the bench. Auburn was hot from the floor in the opening minutes and connected on its first five shots, including Rob Chubb knocking down his first four attempts, as the Tigers built a 10-4 lead over the first five minutes. With the Tigers holding a 14-7 lead, Kenny Gabriel was called for the first of three first-half technical fouls against Auburn, this one for hanging on the rim after a dunk. The free throws that followed began a 28-10 run for Alabama over the final 11:43 of the first half. Auburn trailed 35-24 at the half. Alabama scored 10 points off the three technical fouls, the others from Chris Denson hanging on the rim and Barbee, issued to the Tigers in the first half. An 11-0 Crimson Tide run in the second half included eight-straight points by Rodney Cooper and left Auburn trailing 53-35 with 10:36 remaining. Auburn trailed by as much as 58-38 with 9:08 left. The Tigers committed 19 turnovers on the night, just one game after tying a program record with three against Mississippi State. Alabama converted those miscues into 26 points. Sullivan went on a personal 7-0 run late in the second half as the Tigers got within 11 at 60-49 with 5:31 remaining, but Alabama countered with a tip-in by JaMychal Green and two free throws from Trevor Releford. Two more by Green inside left Auburn trailing 66-49 with only four minutes remaining. Playing without suspended starter Tony Mitchell, Alabama got 28 points from its reserves.

| Alabama | FG | 3FG | FT | R | F | TP | A | T | B | S | M |
|--------------------|-------|------|-------|----|----|----|----|----|---|----|-----|
| JaMychal Green, F | 8-13 | 1-2 | 2-6 | 7 | 4 | 19 | 4 | 2 | 1 | 0 | 33 |
| Nick Jacobs, F | 1-2 | 0-0 | 0-0 | 5 | 4 | 2 | 1 | 3 | 1 | 0 | 21 |
| Trevor Releford, G | 3-11 | 0-1 | 9-10 | 5 | 3 | 15 | 3 | 6 | 0 | 5 | 32 |
| Levi Randolph, G | 0-4 | 0-2 | 2-2 | 4 | 0 | 2 | 0 | 2 | 0 | 1 | 19 |
| Andrew Steele, G | 1-4 | 0-1 | 0-0 | 1 | 1 | 2 | 6 | 0 | 0 | 1 | 31 |
| Charles Hankerson | 5-9 | 3-5 | 1-2 | 3 | 1 | 14 | 0 | 1 | 0 | 2 | 23 |
| Trevor Lacey | 1-3 | 0-1 | 0-0 | 1 | 2 | 2 | 0 | 2 | 0 | 1 | 14 |
| Carl Engstrom | 2-3 | 0-0 | 0-0 | 1 | 1 | 4 | 0 | 0 | 1 | 0 | 7 |
| Ben Eblen | 0-0 | 0-0 | 0-0 | 1 | 0 | 0 | 0 | 0 | 0 | 0 | 8 |
| Rodney Cooper | 3-3 | 2-2 | 0-0 | 2 | 3 | 8 | 1 | 0 | 0 | 1 | 12 |
| Team | | | | 4 | | | | | | | |
| Totals | 24-52 | 6-14 | 14-20 | 34 | 19 | 68 | 15 | 16 | 3 | 11 | 200 |

FG%: 1st Half 11-26 .423, 2nd Half 13-26 .500, Game 24-52 .462; 3FG%: 1st Half 3-8 .375, 2nd Half 3-6 .500, Game 6-14 .700; FT%: 1st Half 10-12 .833, 2nd Half 4-8 .500, Game 14-20 .700; Deadball Rebounds: 3.

| Auburn | FG | 3FG | FT | R | F | TP | A | T | B | S | M |
|---------------------|-------|------|-------|----|----|----|---|----|---|---|-----|
| Allen Payne, F | 0-1 | 0-0 | 0-2 | 3 | 2 | 0 | 3 | 0 | 0 | 1 | 18 |
| Kenny Gabriel, F | 3-8 | 2-7 | 0-2 | 3 | 0 | 8 | 0 | 3 | 2 | 1 | 38 |
| Rob Chubb, C | 4-6 | 0-0 | 0-0 | 3 | 4 | 8 | 0 | 4 | 2 | 2 | 22 |
| Josh Wallace, G | 2-4 | 0-0 | 0-2 | 4 | 0 | 4 | 3 | 1 | 0 | 1 | 22 |
| Frankie Sullivan, G | 6-12 | 2-6 | 7-11 | 3 | 2 | 21 | 1 | 2 | 0 | 3 | 36 |
| Varez Ward | 1-5 | 0-1 | 1-2 | 1 | 0 | 3 | 2 | 6 | 0 | 0 | 17 |
| Chris Denson | 1-4 | 0-0 | 2-4 | 1 | 0 | 4 | 0 | 1 | 0 | 0 | 20 |
| Noel Johnson | 0-0 | 0-0 | 0-0 | 2 | 1 | 0 | 0 | 0 | 0 | 0 | 7 |
| Adrian Forbes | 0-1 | 0-0 | 2-3 | 6 | 2 | 2 | 0 | 2 | 0 | 0 | 20 |
| Team | | | | 2 | 1 | | | | | | |
| Totals | 17-41 | 4-14 | 12-26 | 28 | 12 | 50 | 9 | 19 | 6 | 8 | 200 |

FG%: 1st Half 10-22 .455, 2nd Half 7-19 .368, Game 17-41 .415; 3FG%: 1st Half 1-6 .167, 2nd Half 3-8 .375, Game 4-14 .286; FT%: 1st Half 3-6 .500, 2nd Half 9-20 .450, Game 12-26 .462; Deadball Rebounds: 7.

| SCORE BY PERIODS | 1 | 2 | F |
|---------------------|----|----|----|
| Alabama (16-7, 5-4) | 35 | 33 | -- |
| Auburn (13-11, 3-7) | 24 | 26 | -- |

OFFICIALS--Doug Simons, Jamie Luckie, Michael Stephens
TECHNICAL FOULS--Kenny Gabriel, AU (11:43, 1st), Chris Denson, AU (2:15, 1st), AU Coach Tony Barbee (0:18, 1st)
ATTENDANCE--8,154

• Game 25 •

Ole Miss 61, Auburn 54
February 11, 2012
Tad Smith Coliseum
Oxford, Miss.

Kenny Gabriel had 15 points and Frankie Sullivan added 10 points but Auburn lost another close league road game in falling at Ole Miss 61-54 in Tad Smith Coliseum. Auburn, which has lost four SEC road games by a combined 20 points, had an 11-point lead at 39-28 with over 15 minutes left but Ole Miss answered with a 14-0 run to get back in it. Sullivan, who became the 33rd Tiger to reach the 1,000-point club, made a 3-pointer on Auburn's first shot attempt of the game to reach the coveted mark. He scored the Tigers' first eight points and led Ole Miss by himself at 8-6 just over four minutes in. Sullivan scored on a reverse layup to cap a 6-0 Auburn run for a 19-13 Tiger lead with 8:07 left. Willy Kouassi had a tip-in to put the Tigers up 26-18 and Gabriel drained a 3-pointer to give Auburn its largest lead of the half at 31-21 with 22 seconds left to end a 10-3 run. Nick Williams hit a trey just before the buzzer for Ole Miss to make it 31-24 Auburn at halftime. Noel Johnson, who came into the game 1-of-8 from 3-point range, made his second three of the night for a 39-28 Tigers lead, their largest with 15:25 to play. Ole Miss answered with 14 straight points, 12 by Murphy Holloway, to take a 42-39 with 10:36 to go. Holloway, who finished with 20 points and 11 rebounds, had 16 second half points. Ward ended the Auburn five-minute drought with a 3-pointer from the corner to tie it at 42 with 10 minutes to play. Nick Williams gave Ole Miss a 51-47 on a 3-pointer with 4:57 to play, but Auburn responded with four straight points, the last on a Gabriel dunk after a Sullivan steal to tie it at 51 with 2:57 left. Gabriel sank a 3-pointer to make it 55-54 Ole Miss with 1:09 left, but the Rebels answered with six straight points to end the game. Auburn had 16 turnovers to Ole Miss' 13 but the Rebels had a 19-10 edge in points off turnovers and a 16-11 advantage in second half points. Ole Miss outshot Auburn from the foul line 13-of-25 to 6-of-10 as the Tigers committed 23 fouls and the Rebels 11.

| Auburn | FG | 3FG | FT | R | F | TP | A | T | B | S | M |
|---------------------|-------|------|------|----|----|----|----|----|---|---|-----|
| Kenny Gabriel, F | 6-11 | 2-6 | 1-2 | 7 | 3 | 15 | 0 | 3 | 1 | 0 | 37 |
| Adrian Forbes, F | 0-1 | 0-0 | 0-0 | 1 | 3 | 0 | 0 | 0 | 0 | 0 | 11 |
| Rob Chubb, C | 3-5 | 0-0 | 2-2 | 7 | 5 | 8 | 0 | 2 | 1 | 0 | 34 |
| Josh Wallace, G | 2-4 | 0-0 | 0-0 | 3 | 1 | 4 | 5 | 2 | 0 | 1 | 19 |
| Frankie Sullivan, G | 4-13 | 1-5 | 1-2 | 2 | 3 | 10 | 1 | 3 | 0 | 2 | 34 |
| Varez Ward | 2-7 | 1-3 | 1-2 | 2 | 3 | 6 | 3 | 4 | 0 | 0 | 23 |
| Allen Payne | 1-5 | 0-0 | 1-2 | 2 | 2 | 3 | 0 | 1 | 0 | 1 | 15 |
| Chris Denson | 0-0 | 0-0 | 0-0 | 1 | 0 | 0 | 1 | 0 | 0 | 0 | 5 |
| Noel Johnson | 2-5 | 2-3 | 0-0 | 3 | 1 | 6 | 2 | 0 | 0 | 0 | 18 |
| Willy Kouassi | 1-1 | 0-0 | 0-0 | 3 | 1 | 2 | 0 | 0 | 0 | 0 | 4 |
| Team | | | | 3 | | | | | | | |
| Totals | 21-52 | 6-17 | 6-10 | 33 | 23 | 54 | 11 | 16 | 2 | 4 | 200 |

FG%: 1st Half 13-31 .419, 2nd Half 8-21 .381, Game 21-52 .404; 3FG%: 1st Half 3-11 .273, 2nd Half 3-6 .500, Game 6-17 .353; FT%: 1st Half 2-4 .500, 2nd Half 4-6 .667, Game 6-10 .600; Deadball Rebounds: 2.

| Ole Miss | FG | 3FG | FT | R | F | TP | A | T | B | S | M |
|---------------------|-------|------|-------|----|----|----|----|----|---|----|-----|
| Terrance Henry, F | 1-6 | 0-4 | 2-2 | 3 | 3 | 4 | 1 | 4 | 1 | 0 | 24 |
| Reginald Buckner, F | 2-3 | 0-0 | 1-8 | 6 | 1 | 5 | 3 | 1 | 4 | 2 | 32 |
| Murphy Holloway, F | 8-15 | 0-0 | 4-7 | 11 | 2 | 20 | 2 | 1 | 1 | 1 | 32 |
| Nick Williams, G | 5-8 | 3-6 | 0-0 | 1 | 3 | 13 | 0 | 2 | 0 | 1 | 32 |
| Jarvis Summers, G | 3-6 | 1-2 | 4-4 | 1 | 1 | 11 | 4 | 2 | 0 | 3 | 32 |
| Demarco Cox | 0-1 | 0-0 | 0-0 | 1 | 0 | 0 | 0 | 1 | 0 | 0 | 5 |
| LaDarius White | 1-4 | 0-1 | 0-0 | 2 | 0 | 2 | 0 | 0 | 0 | 1 | 9 |
| Steadman Short | 0-0 | 0-0 | 0-0 | 0 | 0 | 0 | 0 | 0 | 0 | 0 | 1 |
| Aaron Jones | 0-0 | 0-0 | 2-2 | 1 | 1 | 2 | 0 | 1 | 0 | 0 | 7 |
| Jelan Kendrick | 2-6 | 0-1 | 0-2 | 3 | 0 | 4 | 4 | 0 | 0 | 2 | 26 |
| Team | | | | 4 | | | | | | | |
| Totals | 22-49 | 4-14 | 13-25 | 33 | 11 | 61 | 14 | 13 | 6 | 10 | 200 |

FG%: 1st Half 8-23 .348, 2nd Half 14-26 .538, Game 22-49 .449; 3FG%: 1st Half 3-8 .375, 2nd Half 1-6 .167, Game 4-14 .286; FT%: 1st Half 5-12 .417, 2nd Half 8-13 .615, Game 13-25 .520; Deadball Rebounds: 6.

| SCORE BY PERIODS | 1 | 2 | F |
|----------------------|----|----|----|
| Auburn (13-12, 3-8) | 31 | 23 | -- |
| Ole Miss (15-9, 5-5) | 24 | 37 | -- |

OFFICIALS--J.B. Caldwell, James Barker, Ron Groover
TECHNICAL FOULS--None
ATTENDANCE--5,967

• Game 26 •

Auburn 65, #23 Mississippi State 55
February 18, 2012
Auburn Arena
Auburn, Ala.

Frankie Sullivan scored 19 points, Kenny Gabriel had 15 points and 9 rebounds and Varez Ward added 10 points and 9 assists as Auburn defeated No. 23 Mississippi State 65-55 in Auburn Arena. The win was Auburn's first against a ranked opponent since a 69-53 win over No. 11 LSU on March 7, 2009. Two free throws by Arnett Moultrie closed State to within 53-50 with 5 minutes left. Dee Bost then missed a 3-pointer that would've tied the game, and Gabriel converted a 3-point play after a huge Rob Chubb offensive rebound on Gabriel's missed trey as Auburn doubled its lead with 3:13 to go. The Tigers ended the game on a 12-5 run after the Bulldogs closed to within 3 points. Auburn made all 6 free throw attempts in the final 48 seconds to seal the victory. State scored the first 7 points of the game over 4 minutes before Auburn scored on a Gabriel basket. A 3-pointer by Allen Payne followed by a dunk from Adrian Forbes closed Auburn to within two, 16-14, with 9:13 left in the first half. Ward scored 2 in the paint to tie the game and Chris Denson's coast-to-coast layup gave Auburn its first lead at 18-16 with 6:30 to go before halftime, and the Tigers never trailed after that. A fast break feed from Ward to Gabriel on a reverse dunk for a 3-point play gave the Tigers a 23-16 lead. An acrobatic 2 by Ward in the lane made it 25-16, capping a 16-0 Tiger run. State went 6 minutes without a point. A free throw by Sullivan and a layup by Ward in the final 10 seconds capped a 26-8 run for Auburn over the last 9 minutes as it took a 35-24 halftime lead. In 2 games against Mississippi State this season, Gabriel totaled 37 points and 20 rebounds. After missing its first 6 shots, Auburn connected on the next 15-of-22 in the first half, and shot 53.6 percent for the opening period. The Tigers ended the game shooting 47.2 percent from the field while the Bulldogs shot just 35.2 percent. Moultrie had a double-double with 16 points and 11 rebounds to lead State and Bost added 11 points.

| Mississippi State | FG | 3FG | FT | R | F | TP | A | T | B | S | M |
|--------------------|-------|------|-------|----|----|----|---|---|---|---|-----|
| Arnett Moultrie, F | 6-15 | 2-3 | 2-2 | 11 | 16 | 0 | 1 | 0 | 1 | 0 | 37 |
| Wendell Lewis, C | 1-1 | 0-0 | 1-4 | 5 | 3 | 3 | 1 | 0 | 2 | 1 | 29 |
| Dee Bost, G | 2-9 | 1-6 | 6-8 | 2 | 11 | 4 | 4 | 0 | 1 | 0 | 38 |
| Rodney Hood, G | 3-12 | 1-8 | 2-2 | 4 | 1 | 9 | 2 | 1 | 1 | 0 | 39 |
| Brian Bryant, G | 3-5 | 0-0 | 1-1 | 4 | 3 | 7 | 0 | 0 | 0 | 0 | 18 |
| Jalen Steele | 2-5 | 1-4 | 0-0 | 1 | 1 | 5 | 0 | 1 | 0 | 0 | 19 |
| Shaun Smith | 0-1 | 0-0 | 0-0 | 0 | 0 | 0 | 0 | 0 | 0 | 0 | 4 |
| DeVill Smith | 2-6 | 0-1 | 0-0 | 2 | 4 | 2 | 1 | 0 | 1 | 0 | 16 |
| Team | | | | 2 | 1 | | | | | | |
| Totals | 19-54 | 5-22 | 12-17 | 31 | 15 | 55 | 9 | 8 | 3 | 4 | 200 |

FG%: 1st Half 9-28 .321, 2nd Half 10-26 .385, Game 19-54 .352;
3FG%: 1st Half 2-8 .250, 2nd Half 3-14 .214, Game 5-22 .227;
FT%: 1st Half 4-6 .667, 2nd Half 8-11 .727, Game 12-17 .706;
Deadball Rebounds: 2.

| Auburn | FG | 3FG | FT | R | F | TP | A | T | B | S | M |
|---------------------|-------|------|-------|----|----|----|----|----|---|---|-----|
| Kenny Gabriel, F | 6-15 | 1-6 | 2-2 | 9 | 2 | 15 | 1 | 3 | 1 | 1 | 36 |
| Adrian Forbes, F | 3-4 | 0-0 | 0-0 | 4 | 4 | 6 | 0 | 2 | 0 | 0 | 25 |
| Rob Chubb, C | 1-4 | 0-0 | 2-3 | 7 | 3 | 4 | 1 | 2 | 0 | 0 | 17 |
| Josh Wallace, G | 1-1 | 0-0 | 0-0 | 0 | 2 | 1 | 0 | 0 | 0 | 0 | 15 |
| Frankie Sullivan, G | 6-14 | 2-6 | 2-3 | 4 | 3 | 16 | 1 | 0 | 1 | 1 | 33 |
| Varez Ward | 4-7 | 0-1 | 2-2 | 2 | 3 | 10 | 9 | 1 | 0 | 2 | 26 |
| Chris Denson | 3-4 | 0-0 | 0-0 | 1 | 1 | 6 | 0 | 2 | 0 | 0 | 11 |
| Noel Johnson | 0-1 | 0-0 | 0-0 | 1 | 1 | 0 | 0 | 0 | 0 | 0 | 16 |
| Willy Kouassi | 0-0 | 0-0 | 0-0 | 1 | 0 | 0 | 0 | 0 | 0 | 0 | 5 |
| Team | | | | 2 | | | | | | | |
| Totals | 25-53 | 4-15 | 11-14 | 36 | 18 | 65 | 13 | 10 | 1 | 4 | 200 |

FG%: 1st Half 15-28 .536, 2nd Half 10-25 .400, Game 25-53 .472; 3FG%: 1st Half 3-9 .333, 2nd Half 1-6 .167, Game 4-15 .267; FT%: 1st Half 2-3 .667, 2nd Half 9-11 .818, Game 11-14 .786; Deadball Rebounds: 2.

| SCORE BY PERIODS | 1 | 2 | F |
|-------------------------------|----|----|----|
| Mississippi State (19-8, 6-6) | 24 | 31 | -- |
| Auburn (14-12, 4-8) | 35 | 30 | -- |

OFFICIALS--Antinio Petty, Pat Adams, Patrick Evans
TECHNICAL FOULS--MSU Coach Rick Stansbury (0:10, 1st); Adrian Forbes, AU (18:29, 2nd)
ATTENDANCE--8,336

• Game 27 •

#11 Florida 63, Auburn 47
February 21, 2012
O'Connell Center
Gainesville, Fla.

No. 11 Florida caught fire to open the second half scoring its first five buckets all on 3-pointers, three by Kenny Boynton, en route to a 63-47 victory over Auburn in the O'Connell Center. The Gators made 7-of-12 3-point attempts in the second half. After Auburn led 30-27 at the half, Florida made back-to-back 3-pointers from Boynton and Erving Walker to take a 33-30 lead. The Gators scored their first 15 points of the second half all on treys to lead 42-37 with 14 minutes to play. Gabriel limped off the floor for the second time and did not play the final 11:27. He finished with eight points in only 20 minutes. The Gators made six of their first 10 3-point attempts after the break to take a 47-39 lead with 10:19 left. Florida increased its run to 18-5 to take a 51-39 lead with 6:30 to play. The Gators extended its lead to as large as 61-41 with 1:55 to go as the Tigers only scored 11 points in the first 18 minutes after the half. Auburn closed the first half on a 7-0 run in the final 1:42 with the last five points coming from Chris Denson on a 3-pointer and then a layup to beat the buzzer after a Tiger defensive stand with four seconds left on the other end. Adrian Forbes finished with a career-high tying and team-high 11 points for the Tigers. Florida made its first six shots of the game while Auburn made four of its first five 3-point attempts as the Gators led 16-14 just over seven minutes in. Florida was led by Boynton's 20 points on 6-of-9 three-pointers while Walker and Beal added 13 points each. Walker went 3-of-7 from behind the arc. Florida shot a sizzling 53.5 percent from the floor and 52.4 percent from behind the arc on 11-of-21 three-pointers compared to Auburn's 33.3 percent from the floor and 35.3 percent from 3-point range (6-of-17). The Gators outrebounded the Tigers 39-24, including 22-11 after the half. Auburn, which held Florida to 35 fewer points than in its previous game, forced 18 Gator turnovers while the Tigers committed only nine.

| Auburn | FG | 3FG | FT | R | F | TP | A | T | B | S | M |
|---------------------|-------|------|------|----|----|----|----|---|---|---|-----|
| Allen Payne, F | 3-8 | 1-2 | 0-0 | 8 | 1 | 7 | 0 | 2 | 0 | 0 | 31 |
| Kenny Gabriel, F | 3-9 | 2-4 | 0-0 | 3 | 1 | 8 | 1 | 2 | 2 | 1 | 20 |
| Rob Chubb, C | 0-3 | 0-0 | 0-0 | 1 | 4 | 0 | 0 | 0 | 0 | 0 | 23 |
| Josh Wallace, G | 0-1 | 0-0 | 1-2 | 1 | 2 | 1 | 3 | 1 | 0 | 0 | 20 |
| Frankie Sullivan, G | 2-10 | 2-6 | 0-0 | 1 | 2 | 6 | 1 | 0 | 0 | 1 | 31 |
| Varez Ward | 2-7 | 0-3 | 2-5 | 2 | 1 | 6 | 3 | 1 | 0 | 0 | 23 |
| Chris Denson | 2-5 | 1-1 | 1-2 | 1 | 1 | 6 | 2 | 1 | 0 | 1 | 18 |
| Noel Johnson | 1-2 | 0-1 | 0-0 | 0 | 0 | 2 | 0 | 0 | 0 | 0 | 6 |
| Willy Kouassi | 0-0 | 0-0 | 0-0 | 0 | 2 | 0 | 0 | 0 | 0 | 0 | 1 |
| Team | | | | 1 | | | | | | | |
| Totals | 18-54 | 6-17 | 5-11 | 24 | 17 | 47 | 10 | 9 | 3 | 6 | 200 |

FG%: 1st Half 11-31 .355, 2nd Half 7-23 .304, Game 18-54 .333;
3FG%: 1st Half 5-10 .500, 2nd Half 1-7 .143, Game 6-17 .353;
FT%: 1st Half 3-6 .500, 2nd Half 2-5 .400, Game 5-11 .455;
Deadball Rebounds: 2.

| Florida | FG | 3FG | FT | R | F | TP | A | T | B | S | M |
|------------------|-------|-------|-----|----|----|----|----|----|---|---|-----|
| Erik Murphy, F | 3-6 | 0-1 | 1-1 | 5 | 4 | 7 | 1 | 2 | 2 | 1 | 26 |
| Patric Young, C | 1-2 | 0-0 | 1-3 | 4 | 0 | 3 | 1 | 1 | 0 | 0 | 27 |
| Kenny Boynton, G | 7-11 | 6-9 | 0-0 | 2 | 1 | 20 | 2 | 3 | 0 | 1 | 33 |
| Erving Walker, G | 4-10 | 3-7 | 2-2 | 7 | 2 | 13 | 5 | 3 | 0 | 1 | 36 |
| Bradley Beal, G | 5-9 | 1-3 | 2-2 | 6 | 1 | 13 | 0 | 4 | 1 | 1 | 36 |
| Jacob Kurtz | 0-0 | 0-0 | 0-0 | 0 | 0 | 0 | 0 | 0 | 0 | 0 | 2 |
| Mike Rosario | 0-0 | 0-0 | 0-0 | 0 | 0 | 0 | 0 | 0 | 0 | 0 | 5 |
| Scottie Wilbekin | 1-1 | 1-1 | 0-0 | 3 | 1 | 3 | 4 | 1 | 0 | 0 | 10 |
| Will Yeguate | 1-2 | 0-0 | 0-0 | 5 | 1 | 2 | 0 | 2 | 0 | 0 | 13 |
| Casey Prather | 1-2 | 0-0 | 0-0 | 2 | 0 | 2 | 0 | 2 | 0 | 0 | 6 |
| Cody Larson | 0-0 | 0-0 | 0-0 | 0 | 1 | 0 | 0 | 0 | 0 | 0 | 5 |
| Walter Pitchford | 0-0 | 0-0 | 0-0 | 1 | 0 | 0 | 0 | 0 | 0 | 0 | 1 |
| Team | | | | 4 | | | | | | | |
| Totals | 23-43 | 11-21 | 6-8 | 39 | 11 | 63 | 13 | 18 | 3 | 4 | 200 |

FG%: 1st Half 10-16 .625, 2nd Half 13-27 .481, Game 23-43 .535; 3FG%: 1st Half 4-9 .444, 2nd Half 7-12 .583, Game 11-21 .524; FT%: 1st Half 3-5 .600, 2nd Half 3-3 .1000, Game 6-8 .750; Deadball Rebounds: 0.

| SCORE BY PERIODS | 1 | 2 | F |
|----------------------|----|----|----|
| Auburn (14-13, 4-9) | 30 | 17 | -- |
| Florida (22-6, 10-3) | 27 | 36 | -- |

OFFICIALS--Anthony Jordan, Mike Nance, Karl Hess
TECHNICAL FOULS--None
ATTENDANCE--10,150

• Game 28 •

Arkansas 77, Auburn 71
February 25, 2012
Auburn Arena
Auburn, Ala.

Arkansas came back from a 17 point first-half deficit to defeat Auburn 77-71 behind a SEC career-high 22 points and five assists from Rickey Scott in Auburn Arena. Allen Payne had a season-high 15 points and seven rebounds for the Tigers while Frankie Sullivan added 15 points and Kenny Gabriel 14 points, five rebounds, three blocks, two assists and two steals. Auburn went on a 25-6 run to take a 27-11 lead just over midway through the first half and took its largest at 35-18 with 6:55 left after the Tigers began the game on fire. Arkansas closed to within 41-34 at the half to get back into it. After Madracus Wade hit a 3-pointer to open the second half, the Tigers answered with an 8-0 run to extend their lead to 49-37 with 17:19 remaining. Arkansas then had a 16-5 spurt to close to within 54-53 with 11:32 to go. The game stayed closed from there as neither team led by more than four points until the final margin. Arkansas took its first lead since 5-4 on a Julysse Nobles' 3-pointer that put the Hogs ahead 63-62 with 5:52 to play. The Tigers withstood that rally and pulled back in front 66-63 and then 68-65 on a pair of Josh Wallace free throws, but the Razorbacks outscored the Tigers 12-3 to end the game. Auburn made only 13-of-24 shots from the foul line compared to Arkansas' 18-of-23. Arkansas, which shot 58.3 percent from the floor in the second half, outshot Auburn for the game 54.2 percent to 49.1 percent. The Tigers, who shot 58.6 percent in the opening period, were only 37.5 percent from the floor after the half. Rob Chubb added 11 points and seven rebounds for Auburn, which played without guards Varez Ward and Chris Denson, who were both suspended for violation of team rules prior to the game. Wade added 18 points for the Hogs while BJ Young and Brandon Mitchell added 10 apiece.

| Arkansas | FG | 3FG | FT | R | F | TP | A | T | B | S | M |
|--------------------|-------|------|-------|----|----|----|----|----|---|---|-----|
| Devonta Abron, F | 1-1 | 0-0 | 0-0 | 1 | 1 | 2 | 1 | 2 | 1 | 0 | 10 |
| Michael Sanchez, F | 0-2 | 0-0 | 1-2 | 2 | 1 | 1 | 1 | 0 | 0 | 1 | 32 |
| Madracus Wade, G | 4-10 | 3-7 | 7-9 | 0 | 3 | 18 | 2 | 1 | 0 | 1 | 29 |
| Rickey Scott, G | 9-13 | 2-4 | 2-2 | 6 | 2 | 22 | 5 | 3 | 0 | 1 | 34 |
| BJ Young, G | 3-7 | 1-3 | 3-4 | 4 | 3 | 10 | 2 | 3 | 0 | 0 | 27 |
| Rashad Madden | 1-1 | 0-0 | 4-4 | 1 | 0 | 6 | 0 | 1 | 0 | 0 | 4 |
| Kikko Haydar | 0-1 | 0-1 | 0-0 | 0 | 0 | 0 | 0 | 1 | 0 | 0 | 2 |
| Hunter Mickelson | 1-2 | 0-0 | 1-2 | 0 | 2 | 3 | 0 | 0 | 0 | 0 | 9 |
| Marvell Waithe | 0-1 | 0-0 | 0-0 | 1 | 0 | 0 | 0 | 0 | 0 | 0 | 5 |
| Julysse Nobles | 2-3 | 1-1 | 0-0 | 0 | 5 | 5 | 2 | 1 | 0 | 1 | 26 |
| Brandon Mitchell | 5-7 | 0-0 | 0-0 | 6 | 5 | 10 | 3 | 1 | 1 | 1 | 22 |
| Team | | | | 4 | | | | | | | |
| Totals | 26-48 | 7-16 | 18-23 | 25 | 22 | 77 | 16 | 13 | 2 | 5 | 200 |

FG%: 1st Half 12-24 .500, 2nd Half 14-24 .583, Game 26-48 .542; 3FG%: 1st Half 3-8 .375, 2nd Half 4-8 .500, Game 7-16 .438; FT%: 1st Half 7-9 .778, 2nd Half 11-14 .786, Game 18-23 .783; Deadball Rebounds: 4.

| Auburn | FG | 3FG | FT | R | F | TP | A | T | B | S | M |
|---------------------|-------|------|-------|----|----|----|----|----|---|---|-----|
| Allen Payne, F | 6-10 | 0-1 | 3-5 | 7 | 4 | 15 | 3 | 3 | 1 | 0 | 29 |
| Kenny Gabriel, F | 6-10 | 2-6 | 0-2 | 5 | 4 | 14 | 2 | 3 | 3 | 2 | 38 |
| Rob Chubb, C | 4-10 | 0-0 | 3-5 | 7 | 2 | 11 | 1 | 1 | 1 | 1 | 29 |
| Josh Wallace, G | 2-5 | 0-1 | 4-6 | 1 | 2 | 8 | 5 | 4 | 0 | 0 | 33 |
| Frankie Sullivan, G | 5-13 | 3-9 | 2-4 | 2 | 2 | 15 | 4 | 1 | 1 | 3 | 38 |
| Tony Neysmith | 0-0 | 0-0 | 0-0 | 0 | 2 | 0 | 3 | 0 | 0 | 0 | 12 |
| Noel Johnson | 2-4 | 1-3 | 0-0 | 1 | 5 | 0 | 0 | 0 | 0 | 0 | 10 |
| Adrian Forbes | 1-1 | 0-0 | 1-2 | 3 | 1 | 3 | 0 | 2 | 0 | 0 | 11 |
| Team | | | | 2 | | | | | | | |
| Totals | 26-53 | 6-20 | 13-24 | 27 | 18 | 71 | 18 | 14 | 6 | 6 | 200 |

FG%: 1st Half 17-29 .586, 2nd Half 9-24 .375, Game 26-53 .491; 3FG%: 1st Half 5-13 .385, 2nd Half 1-7 .143, Game 6-20 .300; FT%: 1st Half 2-3 .667, 2nd Half 11-21 .524, Game 13-24 .542; Deadball Rebounds: 9.

| SCORE BY PERIODS | 1 | 2 | F |
|-----------------------|----|----|----|
| Arkansas (18-11, 6-8) | 34 | 43 | -- |
| Auburn (14-14, 4-10) | 41 | 30 | -- |

OFFICIALS--Mike Roberts, Mike Thibodeaux, James Baker
TECHNICAL FOULS--None
ATTENDANCE--8,012

• Game 29 •

Alabama 55, Auburn 49

February 29, 2012

Coleman Coliseum

Tuscaloosa, Ala.

Kenny Gabriel had 10 points and 11 rebounds while Frankie Sullivan, Noel Johnson and Chris Denson had 9 points each as short-handed Auburn lost a heartbreaker again at Alabama 55-49 in Coleman Coliseum. JaMychal Green's tip-in after a big Auburn defensive stand gave Alabama a 51-47 lead with 37 seconds left. Gabriel then missed a good look 3-pointer from the top of the key after an Auburn time out, and the Tide sealed it with free throws from there. Green finished with 15 points and 10 rebounds for the Tide, which defeated Auburn 51-49 in Tuscaloosa last season. Alabama outshot Auburn from the foul line 24-of-32 to 5-of-12. In the second half, Gabriel had 10 points and six rebounds while Green had 13 points and six boards, making 7-of-10 foul shots. Auburn jumped out to a 10-4 lead on a pair of 3-pointers from Noel Johnson. Alabama, which answered with an 19-4 run, took its first lead of the game at 15-14 on free throws by Nick Jacobs at 8:16 followed by Rodney Cooper's 3-pointer and a Jacobs foul shot to extend it to 23-14 with 3:13 left. Denson's conventional 3-point play ended Auburn's 8:14 scoreless drought to bring the Tigers to within 23-17. A 5-0 run by Denson closed it to within 23-19 with 1:41 to go. Sullivan's driving layup made it 23-21, and Gabriel missed a dunk just before the buzzer that would have tied it. The Tigers ended the half on a 7-0 run in the last two minutes after going more than eight minutes without a point. Gabriel's bank shot to open the second half tied it at 23 and made it a 9-0 run for the Tigers. The Tigers then used a 9-1 run to take a 34-31 lead on a Denson floater with 14:16 to play. Willy Kouassi tied it at 43 on a stickback with 6 minutes left. The Tide then scored 4-straight points and held the Tigers scoreless until a pair of Gabriel free throws with 1:53 to go. However, Auburn only trailed 47-45 after that. Auburn's defense was tremendous as the Tigers held the Crimson Tide to only 31.1 percent shooting from the floor and only 14 field goals made, 27.3 percent from 3-point range and had 7 blocks. The Tigers shot 41.7 percent from the floor and 4-of-21 from behind the arc. Alabama outrebounded Auburn 39-31. The Tigers played without 5 scholarship players, including Allen Payne, who had surgery on his left knee on Tuesday. Johnson played a season-high 27 minutes and Kouassi, who had 4 points, 5 rebounds and three blocks, played 17 minutes.

| Auburn | FG | 3FG | FT | R | F | TP | A | T | B | S | M |
|---------------------|-------|------|------|----|----|----|---|----|---|---|-----|
| Kenny Gabriel, F | 4-13 | 0-5 | 2-3 | 11 | 3 | 10 | 0 | 3 | 0 | 0 | 35 |
| Rob Chubb, C | 1-2 | 0-0 | 2-3 | 5 | 3 | 4 | 2 | 0 | 2 | 0 | 22 |
| Josh Wallace, G | 1-4 | 0-1 | 0-0 | 0 | 0 | 2 | 1 | 2 | 0 | 0 | 32 |
| Frankie Sullivan, G | 4-14 | 1-8 | 0-0 | 4 | 4 | 9 | 2 | 2 | 0 | 3 | 33 |
| Noel Johnson, G | 3-6 | 3-6 | 0-0 | 2 | 2 | 9 | 0 | 3 | 2 | 0 | 27 |
| Chris Denson | 4-5 | 0-1 | 1-6 | 1 | 2 | 9 | 1 | 0 | 0 | 0 | 19 |
| Tony Neysmith | 0-1 | 0-0 | 0-0 | 2 | 0 | 0 | 1 | 0 | 0 | 0 | 9 |
| Adrian Forbes | 1-1 | 0-0 | 0-0 | 0 | 3 | 2 | 0 | 0 | 0 | 0 | 6 |
| Willy Kouassi | 2-2 | 0-0 | 0-0 | 5 | 3 | 4 | 0 | 1 | 3 | 0 | 17 |
| Team | | | | 1 | | | | | | | |
| Totals | 20-48 | 4-21 | 5-12 | 31 | 20 | 49 | 7 | 12 | 7 | 3 | 200 |

FG%: 1st Half 9-24 .375, 2nd Half 11-24 .458, Game 20-48 .417;
3FG%: 1st Half 2-12 .167, 2nd Half 2-9 .222, Game 5-12 .190;
FT%: 1st Half 1-4 .250, 2nd Half 4-8 .500, Game 5-12 .417;
Deadball Rebounds: 2.

| Alabama | FG | 3FG | FT | R | F | TP | A | T | B | S | M |
|--------------------|-------|------|-------|----|----|----|---|---|---|---|-----|
| JaMychal Green, F | 4-11 | 0-0 | 7-10 | 10 | 3 | 15 | 1 | 1 | 1 | 0 | 33 |
| Trevor Releford, G | 1-6 | 0-3 | 4-4 | 2 | 2 | 6 | 2 | 1 | 0 | 1 | 25 |
| Levi Randolph, G | 2-6 | 0-1 | 3-4 | 5 | 1 | 7 | 3 | 1 | 0 | 1 | 30 |
| Rodney Cooper, G | 3-8 | 1-3 | 0-0 | 4 | 0 | 7 | 0 | 1 | 0 | 1 | 24 |
| Andrew Steele, G | 1-4 | 0-0 | 2-3 | 6 | 3 | 4 | 0 | 1 | 0 | 0 | 27 |
| Charles Hankerson | 0-2 | 0-1 | 0-0 | 3 | 1 | 0 | 0 | 1 | 0 | 0 | 4 |
| Trevor Lacey | 2-5 | 2-3 | 4-4 | 2 | 2 | 10 | 0 | 1 | 0 | 2 | 24 |
| Carl Engstrom | 0-0 | 0-0 | 0-0 | 0 | 0 | 0 | 0 | 0 | 0 | 0 | 1 |
| Ben Eblen | 0-0 | 0-0 | 1-2 | 1 | 0 | 1 | 1 | 0 | 0 | 1 | 12 |
| Moussa Gueye | 0-0 | 0-0 | 0-0 | 2 | 2 | 0 | 0 | 1 | 0 | 0 | 2 |
| Nick Jacobs | 1-3 | 0-0 | 3-5 | 3 | 2 | 5 | 0 | 1 | 0 | 0 | 18 |
| Team | | | | 1 | | | | | | | |
| Totals | 14-45 | 3-11 | 24-32 | 39 | 16 | 55 | 7 | 9 | 1 | 6 | 200 |

FG%: 1st Half 8-27 .296, 2nd Half 6-18 .333, Game 14-45 .311;
3FG%: 1st Half 2-8 .250, 2nd Half 1-3 .333, Game 3-11 .273;
FT%: 1st Half 5-7 .714, 2nd Half 19-25 .760, Game 24-32 .750;
Deadball Rebounds: 2.

| SCORE BY PERIODS | 1 | 2 | | F |
|----------------------|----|----|----|----|
| Auburn (14-15, 4-11) | 21 | 28 | -- | 49 |
| Alabama (20-9, 9-6) | 23 | 32 | -- | 55 |

OFFICIALS--Tony Greene, Ron Groover, Doug Simmons
TECHNICAL FOULS--None
ATTENDANCE--14,253