

# 2019 FOOTBALL GAME NOTES



**NATIONAL CHAMPIONS**

1958 • 2003 • 2007

**SEC CHAMPIONS**

1935 • 1936 • 1958 • 1961

1970 • 1986 • 1988 • 2001

• 2003 • 2007 • 2011

GAME  
**8**



**Auburn**  
October 25, 2019

Tiger Stadium  
Baton Rouge, La.  
2:30 p.m. CT • CBS

## BREAKDOWN

### LSU

Record 7-0, 3-0 SEC  
Ranking No. 2 AP/3 Coaches  
Last Game October 19 vs. Mississippi St.  
Won, 36-13  
Head Coach Ed Orgeron (3rd Season)  
Career Record 48-36  
LSU Record 32-9  
vs. AU 2-3  
LSU vs. AU 30-22-1



### Auburn

Record 6-1, 3-1 SEC  
Ranking No. 9 AP/10 Coaches  
Last Game Oct. 19 at Arkansas  
Won, 51-10  
Head Coach Gus Malzahn  
Career Record 59-28 (7th Season)  
Record at AU Same



## COACH LOCATIONS

### On The Field

Ed Orgeron, Head Coach  
Dave Aranda, Defensive Coordinator  
James Cregg, Offensive Line  
Bill Johnson, Defensive Line  
Mickey Joseph, Wide Receivers  
Greg McMahan, Special Teams  
Corey Raymond, Defensive Backs  
Tommie Robinson, Running Backs

### In The Press Box

Joe Brady, Passing Game Coordinator  
Bill Busch, Safeties  
Steve Ensminger, Offensive Coordinator, QBs

## ON THE AIR



Chris Blair, Play-By-Play  
Doug Moreau, Analyst  
Gordy Rush, Reporter



Brad Nessler, Play-by-Play  
Gary Danielson, Analyst  
Jamie Erdahl, Reporter

### LSU Media Central

Media can access the current media guide, updated statistics and game notes all in one location at [www.LSUsports.net/media](http://www.LSUsports.net/media).

## 2019 SCHEDULE

DATE	OPPONENT/TV	TIME (CT)	SERIES RECORD
Aug. 31	Georgia Southern [SECN]	Won, 55-3	LSU leads 1-0
Sept. 7	at No. 9 Texas [ABC]	Won, 45-38	Texas leads 9-8-1
Sept. 14	Northwestern State (Purple Game) [SECN]	Won, 65-14	LSU leads 12-0
Sept. 21	at Vanderbilt * [SECN]	Won, 66-38	LSU leads 23-7-1
Oct. 5	Utah State [SECN]	Won, 42-6	LSU leads 3-0
Oct. 12	No. 7 Florida * (Homecoming) [ESPN]	Won, 42-28	Florida leads 33-30-3
Oct. 19	at Mississippi State * [CBS]	Won, 36-13	LSU leads 75-35-3
<b>Oct. 26</b>	<b>Auburn * (Gold Game) [CBS]</b>	<b>2:30 p.m.</b>	<b>LSU leads 30-22-1</b>
Nov. 9	at Alabama *	TBA	Alabama leads 53-25-5
Nov. 16	at Ole Miss *	TBA	LSU leads 62-41-4
Nov. 23	Arkansas * (LSU Salutes)	TBA	LSU leads 40-22-2
Nov. 30	Texas A&M * (Senior Tribute)	TBA	LSU leads 33-20-3
Dec. 7	SEC Championship [CBS]	2:30 p.m.	LSU 4-1 in Title Game

\* - Denotes SEC Games | All dates & times are Central and Subject to Change

## NEXT UP

▶ LSU will face a Top 10 opponent for the third time this year as the second-ranked Tigers host Auburn (No. 9 AP/No. 10 Coaches) at 2:30 p.m. on Saturday in Tiger Stadium. CBS will televise the LSU game for the second straight week.

▶ LSU enters the game riding an 8-game winning streak and the Tigers are 7-0 overall and 3-0 in league play. LSU remained No. 2 in the AP poll this week and No. 3 in the USA Today Coaches' poll following the 36-13 win over Mississippi State last week.

▶ Auburn is coming off a 51-10 win over Arkansas and brings a 6-1 overall mark and a 3-1 league record into the game.

▶ LSU has won two straight and three of its last four against Auburn, which includes a 22-21 victory a year ago in Jordan-Hare Stadium when PK Cole Tracy drilled a 42-yard field goal as time expired to lift the LSU Tigers to the victory.

▶ The last three games between LSU and Auburn have been decided by a total of 10 points with two of the last three games being decided on the final play of the game. (2016 and 2018). And in 2017, LSU rallied from a 20-0 first half deficit to win 27-23 in Tiger Stadium.

▶ The home team has won 16 of the last 19 meetings between the teams. LSU has won nine straight against Auburn in Tiger Stadium, a streak that started with a 27-14 win in 2001 that clinched LSU's first berth in the SEC Championship Game.

▶ LSU is off to a 7-0 start for the first time since 2015 and the fourth time since 2010. Overall, LSU has started 7-0 eight times during its history. Other 7-0 starts came in 1958, 1959, 1972, 1973, 2010, 2011, and 2015.

▶ LSU is ranked No. 2 in the nation for the second straight week. It's the first time since 2011 the Tigers have been ranked this high in consecutive weeks. Overall, LSU has played 23 consecutive games as a Top 25 team. LSU has been a Top 25 for 36 of the 41 games under Coach O with 16 of those coming as a Top 10 team.

▶ With the win over Florida, LSU is 6-1 in its last seven games against Top 10 ranked teams. Last year, LSU won a school-record four games against Top 10 opponents. LSU is 2-0 in 2019 against Top 10 teams as the Tigers beat then-No. 10 Texas, 45-38, in week 2.

▶ LSU head coach Ed Orgeron brings a 32-9 mark in 41 games as the Tiger coach into the contest. Of his 32 wins with the Tigers, 25 have come by double-figures, seven have come against Top 10 teams and 13 have come against teams ranked in the Top 25.

▶ Seven of Orgeron's 32 victories have come against teams ranked in the Top 10 in the nation, which ranks as the third-most for a coach in LSU history, trailing only Les Miles (16 in 12 years) and Charles McClendon (10 in 18 years). Orgeron is 7-3 against Top 10 teams at LSU.

▶ LSU has scored 35 or more points in the first seven games of a season for the first time in school history. LSU had its streak of games with at least 40 points snapped last week at nine straight. LSU is one of only 13 teams in college football history to score 40 points or more in nine consecutive games.

▶ Of LSU's 44 offensive touchdowns, 35 have come on drives of less than three minutes. LSU's 44 touchdown drives are averaging 6 plays and taking just 2 minutes and 15 seconds.

▶ LSU leads the SEC and ranks No. 2 in the nation in scoring offense (50.1), passing offense (385.7), and pass efficiency (204.3 rating). The Tigers are No. 1 in the SEC and third in the nation in total offense (539.9).

▶ LSU is also first in the nation in redzone offense as they have converted on all 39 attempts inside the opponent 20-yard line in 2019. LSU has scored 31 TDs (18 pass/13 rush) and kicked 8 field goals in its 39 trips in the redzone.

▶ QB Joe Burrow leads the nation in passing TDs (29) and he's first in the SEC and second in the nation in passing yards (2,484), passing yards per game (354.9) and pass efficiency (216.2 rating). Burrow has completed 173-of-218 passes for 2,484 yards a school-record 29 TDs.

▶ WRs Justin Jefferson (48 rec., 759 yards, 9 TDs) and Ja'Marr Chase (35 rec., 626 yards, 9 TDs) rank Nos. 1-2 in the SEC in receiving yards per game with 108.4 and 104.3 yards respectively.

▶ RB Clyde Edwards-Helaire is No. 2 in the SEC in rushing TDs (7). Edwards-Helaire has rushed for 547 yards on 89 attempts.

▶ CB Derek Stingley leads the SEC in passes defended with 12.

## BY THE NUMBERS

# 27

LSU has scored points in 27 of 28 quarters in 2019. LSU had its streak of consecutive quarters with points snapped at a nation's best 39 last week vs. Mississippi State when the Tigers didn't score in the fourth quarter.

# 43

LSU has scored points on 43 consecutive trips inside the redzone. LSU is a nation's best 39-of-39 in the redzone this year.

# 35

LSU has scored 35 or more points in 10 straight games, which is the nation's longest current streak. LSU is also one of just 25 teams in college football history to score 35 points are more in 10 straight games.

# EVERYBODY EATS

**351**

LSU has scored 351 points through seven games for the most points scored in the first seven of a game in school history.

**29**

Burrow set the school record for touchdown passes in a season against Mississippi State with 29.

**20**

Burrow has 20 or more completions in 10-straight games for a school record.

**2,484**

Burrow's passing yards this season, which is second in the nation.

**19**

A total of 19 players have at least one reception in 2019 already, including all five running backs.

**39**

LSU is 39-for-39 in the redzone this season, the most redzone scores in the country and one of three teams with 100 percent red zone success.

**9+**

Only 10 players in the country have nine or more touchdowns this season with two coming from LSU - Justin Jefferson and Ja'Marr Chase.

**79.4**

Burrow's completion percentage, which is first in the country.

**471**

Quarterback Joe Burrow threw for 471 yards at Texas for the second most in a game in school history. Burrow's total yardage in the air was the most ever against a Texas team.

**3**

Wide receivers Justin Jefferson, Ja'Marr Chase and Terrace Marshall Jr. became the first trio in school history with 100 or more receiving yards in a game at Texas.

**31**

Burrow's 31 completions at Texas were the third most in a game in school history.

**6**

Burrow set the school record for touchdown passes in a game with six at Vanderbilt.

**14**

Number of Tigers that caught at least one pass against Georgia Southern to top the previous high of 12 against North Texas in 2005.

**66**

The most points in regulation of an SEC game in school history.



**JOE BURROW**

173-of-218, 2,484 Yards, 29 Touchdowns



**CLYDE EDWARDS- HELAIRE**

89 Attempts, 547 Yards, 7 Touchdowns

**JUSTIN JEFFERSON**

48 Receptions, 759 Yards, 9 Touchdowns

**JA'MARR CHASE**

35 Receptions, 626 Yards, 9 Touchdowns

**TERRACE MARSHALL JR.**

20 Receptions, 304 Yards, 6 Touchdowns

# TALKING TIGERS

"Not only is LSU football a contender for the College Football Playoff, but it's time to start including Joe Burrow in the Heisman discussion. He's comfortable in an explosive offense with tons of weapons and his team will be in the hunt late into the season."  
- Chris Doering, SEC Network

"If you didn't watch it (LSU vs. Texas), then you better be ready for old LSU. Joey Burrow has a new offense. He's got great receivers. I walk out of here tonight with this different approach from LSU. They are attacking. This quarterback is for real. In the year of quarterbacks all around the country, you better add Joe Burrow. This kid is a fighter. It's going to be a lot of fun to watch LSU as they get ready for the SEC West."  
- Kirk Herbstreit, ESPN

"You look at the confidence that the rest of the team feels because (Joe's) their quarterback, you can tell. Being on the sideline when he runs out, it's different. It's the first time in a long time LSU fans feel like that guy's special at that position."  
- Marcus Spears, SEC Network

"LSU has never had a quarterback like this. Burrow, with the help of (Joe) Brady and his modern passing attack, has become as much of a threat as any quarterback in the country."  
- Barrette Sallee, CBS Sports

"To outsiders, Burrow might sound cocky, brash or even arrogant. For the people who know him best, his self-confidence is simply a product of his preparation and determination to outwork everyone else."  
-Mark Schlabach, ESPN  
ESPN Senior Writer



# Auburn Week

## 21

### MONDAY

**Orgeron Press Conference**  
12:30 p.m. - Tiger Stadium Lawton Room

#### Practice

3:30 p.m. - McClendon Practice Facility (Open to Media)

#### Player Interviews

5:30 p.m. - Indoor Field at the McClendon Practice Facility

## 22

### TUESDAY

**Practice**  
3:30 p.m. - McClendon Practice Facility (Open to Media)

## 23

### WEDNESDAY

**SEC Teleconference**  
10 a.m. Orgeron on call

#### Practice

3:30 p.m. - McClendon Practice Facility (Open to Media)

#### Coach O Radio Show

7 p.m. - TJ Ribs at Acadian

## 24

### THURSDAY

**Practice**  
No Media Availability

5:30 p.m. - Coach Orgeron Post-Practice Interview (Indoor Facility)

## 25

### FRIDAY

**Focus Friday**  
No Media Availability

## 26

### SATURDAY

**Gameday**  
LSU vs. Auburn  
2:30 p.m. CT | CBS

## 27

### SUNDAY

**Off Day**  
No Media Availability

## LSU Media Services

### Ed Orgeron Interviews

#### Monday Press Luncheon:

LSU head coach Ed Orgeron meets with the media each Monday of game week in the Lawton Room at Tiger Stadium. Lunch is served at 11:30 a.m. followed by comments from the Coach Orgeron at 12:30 p.m. CT. Media members can park in Lot 104 (formerly Lot F) on campus, which is located off Nicholson Drive in front of the track stadium. A transcript of Coach Orgeron's opening statement as well as the question and answer session can be found on [www.LSUsports.net](http://www.LSUsports.net).

#### Listen To Ed Orgeron's Weekly Press Conference

Members of the media can access the audio portion of Coach Orgeron's Weekly Press Luncheon each Monday starting at 12:30 p.m. CT at [www.LSUsports.net/live](http://www.LSUsports.net/live) or over the radio in the Baton Rouge area on 104.5 FM.

#### SEC Teleconference

The 14 SEC coaches are featured on a weekly teleconference each Wednesday at 10 a.m. CT during the regular season. Coach Orgeron speaks for 10 minutes starting at 10 a.m. Contact the LSU Sports Information Department to obtain the phone number to access the call.

#### Thursday Post-Practice

Coach Orgeron meets with the media at approx. 5:30 p.m. each Thursday during the regular season in the indoor facility at the LSU Operations Center.

### LSU Player Interviews

LSU players are available to the media during a typical game week on Monday at 5:30 p.m. on the indoor field at the Football Operations Building. Interview requests for the Monday media opportunity should be made at least 24 hours in advance and emailed to Michael Bonnette ([mbonnet@lsu.edu](mailto:mbonnet@lsu.edu)) and Brandon Berrio ([bberri1@lsu.edu](mailto:bberri1@lsu.edu)). Members of the media are not permitted to contact players on their cell phones under any circumstance.

#### LSU Video Newsfeed

LSU will be distributing video interviews and other highlights via FTP during the 2018 season. A link to download -the newsfeed will be emailed to members of the media each Monday afternoon during the season. Email Michael Bonnette at [mbonnet@lsu.edu](mailto:mbonnet@lsu.edu) to be placed on the distribution list.

### WHO TO CONTACT

**Communications Office • (225) 578-8226**

**Michael Bonnette • Assoc. AD/Communications**

Coach Orgeron and Player Interview Requests |

E-mail: [mbonnet@lsu.edu](mailto:mbonnet@lsu.edu)

**Brandon Berrio • Asst. Communications Director**

Player Interview Requests | E-mail: [bberri1@lsu.edu](mailto:bberri1@lsu.edu)

#### LSU Director of Digital Media

Todd Politz - [todd@lsusp.com](mailto:todd@lsusp.com)

#### LSU Creative Services

Jason Feirman - [jfeirman@lsu.edu](mailto:jfeirman@lsu.edu) (Logos)

Chris Parent - [cparen3@lsu.edu](mailto:cparen3@lsu.edu) (Photos)

#### Network Operations/SEC Network

Kevin Wagner - [jwagne2@lsu.edu](mailto:jwagne2@lsu.edu)

#### LSU Sports Productions

David Landry - [david@lsusp.com](mailto:david@lsusp.com)

#### LSU Radio

Chris Blair - [chris@lsusp.com](mailto:chris@lsusp.com)

#### LSU Sports Information Mailing Address

LSU Athletic Administration Building  
Baton Rouge, LA 70803

### ON THE INTERNET

#### [www.LSUsports.net/media](http://www.LSUsports.net/media)

The Official Website of LSU Athletics is home to all the football information you need. Schedules, results, rosters, bios, statistics and game notes can be found and are always up to date. The GAMEDAY section, updated daily, has all relevant info for the upcoming game.

#### CollegePressBox.com

Collegepressbox.com is the official media website for SEC Football. Access and download weekly game notes, quotes, statistics, media guides, headshots, logos, flip cards and more for the conference and each of its member schools. Login information will be distributed to accredited media or you can apply for a password by sending an e-mail to [password@collegepressbox.com](mailto:password@collegepressbox.com).



### LSU Football on Twitter & Facebook

[facebook.com/LSUfootball](https://facebook.com/LSUfootball)

[twitter.com/LSUfootball](https://twitter.com/LSUfootball)

[instagram.com/LSUfootball](https://instagram.com/LSUfootball)

[twitter.com/Coach\\_EdOrgeron](https://twitter.com/Coach_EdOrgeron)

[twitter.com/LSUMediaAlerts](https://twitter.com/LSUMediaAlerts)

[LSUsports.net/connect](http://LSUsports.net/connect)



# Ed Orgeron

## Head Coach

@Coach\_EdOrgeron

Overall Record: 48-36

LSU Record: 32-9

(Fourth year)

### THE ORGERON FILE

Year at LSU: Fifth (Third as head coach)

Birthdate: July 27, 1961, in Larose, La.

Wife: Kelly

Children: Tyler, Parker, Cody

High School: South Lafourche High School (Galliano, La.)

College: Northwestern State (La.), 1984

### YEAR-BY-YEAR HEAD COACHING RECORD

YEAR	SCHOOL	OVERALL RECORD
2005	Ole Miss	3-8
2006	Ole Miss	4-8
2007	Ole Miss	3-9
2013	Southern Cal	6-2
2016	LSU	6-2
2017	LSU	9-4
2018	LSU	10-3
2019	LSU	7-0
<b>Overall</b>		<b>48-36</b>

### PLAYING EXPERIENCE

1981-84 Northwestern (La.) State (defensive line)

### COACHING EXPERIENCE

1984	Northwestern (La.) State (graduate assistant)
1985	McNeese State (graduate assistant)
1986-87	Arkansas (assistant strength coach)
1988-92	Miami (Fla.) (graduate assistant, 1988; defensive line 1989-92)
1994	Nicholls State (linebackers)
1995-97	Syracuse (defensive line)
1998-2004	Southern Cal (defensive line, 1998-2002; recruiting coordinator, 2001-04)
2005-07	Ole Miss (head coach)
2008	New Orleans Saints (defensive line)
2009	Tennessee (defensive line/recruiting coordinator)
2010-12	Southern Cal (defensive coordinator/defensive line/recruiting coordinator, 2010-13; interim head coach, 2013)
2015-pres.	LSU (defensive line; recruiting coordinator, 2016; interim head coach, Sept. 25, 2016, head coach, Nov. 26, 2016)

### BOWL EXPERIENCE

SEASON	BOWL	TEAM	OPPONENT	RESULTS
<b>AS ASSISTANT COACH</b>				
1986	Orange	Arkansas	Oklahoma	L, 42-8
1987	Liberty	Arkansas	Georgia	L, 20-17
1988	Orange	Miami	Nebraska	W, 23-3
1989	Sugar	Miami	Alabama	W, 33-25
1990	Cotton	Miami	Texas	W, 46-3
1991	Orange	Miami	Nebraska	W, 22-0
1992	Sugar	Miami	Alabama	L, 34-13
1995	Gator	Syracuse	Clemson	W, 41-0
1996	Liberty	Syracuse	Houston	W, 30-17
1997	Fiesta	Syracuse	Kansas State	L, 35-18
1998	Sun	Southern Cal	TCU	L, 28-19
2001	Las Vegas	Southern Cal	Utah	L, 10-6
2002	Orange	Southern Cal	Iowa	W, 38-17
2003	Rose	Southern Cal	Michigan	W, 28-14
2004	Orange	Southern Cal	Oklahoma	W, 55-19
2009	Chick-fil-A	Tennessee	Virginia Tech	L, 37-14
2012	Sun	Southern Cal	Georgia Tech	L, 21-7
2015	Texas	LSU	Texas Tech	W, 56-27
<b>AS HEAD COACH</b>				
2016	Citrus	LSU	Louisville	W, 29-9
2017	Citrus	LSU	Notre Dame	L, 21-17
2018	Fiesta	LSU	UCF	W, 40-32

Ed Orgeron grew up a Tiger fan. He developed a passion for the Tigers at an early age, becoming a fan of some of the all-time LSU greats in the 1970s. Players like Bert Jones, Ronnie Estay, Tommy Casanova and Charles Alexander ignited a purple and gold fire under Orgeron that still burns today.

Now as he enters his third full season as head coach of the Tigers, Orgeron has leveraged his passion and love for LSU into a determination and drive that sees him spend nearly every waking moment focused on LSU football and his vision for the program.

With a "One Team, One Heartbeat" motto and high-energy practices that focus on being crisp and efficient, the players have bought into the Orgeron system, both on and off the field and the results are hard to ignore.

Orgeron has guided the Tigers to a 32-9 overall mark in his 41 games as the LSU head coach. Of his 32 victories, 13 have come against teams ranked in the Top 25, including seven over Top-10 opponents. Furthermore, of Coach O's 32 wins, 18 have come against SEC foes and 25 have come by double-digits.

Under Orgeron, the Tigers have played 36-of-41 games ranked in the Top 25, including all 13 games in 2018. In 2018, Orgeron guided a young and inexperienced LSU team to a 10-3 overall mark and a final ranking of No. 6 nationally. It marked LSU's first 10-win season since 2013 and the highest final ranking for the Tigers since 2011. The Tigers capped the year with a 40-32 victory over No. 7 ranked Central Florida in the Fiesta Bowl, LSU's first New Year's Six Bowl victory since the new format was put in place in 2014.

For the first time in school history, Orgeron directed the Tigers to four wins over Top-10 teams beginning with a season-opening victory over No. 8 Miami. LSU followed that with a road victory over No. 7 Auburn, a home win over No. 3 Georgia and the bowl win over No. 7 UCF. Overall, LSU had five wins over Top 25 teams, which also included a victory over No. 22 Mississippi State.

With a 10-3 mark, Orgeron extended LSU's streak of consecutive years with at least eight victories to 19, the longest current streak among Power 5 schools. The Tigers have also appeared in a bowl game for 19-straight seasons.

Individually, Orgeron's 2018 team produced the school's first Butkus Award winner in Devin White along with three first-team all-Americans in White, cornerback Greedy Williams, and safety Grant Delpit. Delpit became only the ninth unanimous All-America in school history in 2018.

### THE COACH O WAY

With the "One Team, One Heartbeat" motto, the Tigers seemingly became a different team overnight under Orgeron and the results that LSU sought soon followed.

As the head coach of the Tigers, Orgeron said he was going to "flip the script" and he assigned a theme for the daily practices. The purpose of the descriptive practice themes for each day during the week is one of the ways that Orgeron and his staff hold the players accountable and focused both prior to and during the workout. The daily practice nicknames are as follows: Tell the Truth Monday, Competition Tuesday, Turnover/No Turnover Wednesday, No Repeat Thursday, and Focus Friday.

Orgeron has also opened the doors for former LSU players to come back and be active in the program. Having former players actively involved is a way for the current Tigers to get a better understanding of who helped build the foundation for the program, while also letting them see first-hand what it means to be a LSU Tiger and the responsibility that goes along with it.

### ORGERON COACHING HISTORY

Orgeron, a native of Larose, Louisiana, is LSU's 33rd head football coach, and the first Louisiana native to serve as head coach of the Tigers since West Monroe native Jerry Stovall held the position for four seasons in the early 1980s.

Orgeron, who has also served as head coach at Ole Miss and Southern Cal, is 25-9 at LSU. His career mark as a collegiate head coach is 41-36, however he's 31-11 over his last 42 games. Orgeron went 6-2 as Southern Cal's interim head coach in 2013, taking over a USC team that stumbled to a 3-2 mark over the first five games of the interim. Orgeron rallied the Trojans as USC closed out the regular season with wins in six of its final eight games.

Orgeron originally joined the Tiger staff in 2015 as defensive line coach, before adding the title of recruiting coordinator in the spring of 2016.

Prior to joining the LSU staff, Orgeron's last coaching stop came at Southern Cal where he served as recruiting coordinator and defensive line coach for the Trojans for four years (2010-13). Orgeron was elevated to interim head coach at USC for the final eight games of the 2013 season.

Orgeron served two stints at Southern Cal, the first as the Trojans' defensive line coach from 1998 to 2004. Orgeron coached under Paul Hackett at USC for three years from 1998 to 2000 and was one of just a handful of coaches retained by Pete Carroll when he took over as the Trojans' head coach in 2001.

Orgeron left USC in 2005 to become the head coach at Ole Miss, where he went 10-25 in three years with Rebels from 2005-07.

Orgeron spent the 2008 season coaching the defensive line for the New Orleans Saints and then joined Tennessee as defensive line coach and recruiting coordinator in 2009. He returned to Southern Cal following the 2009 season.

Orgeron made a name for himself as a top defensive line coach at the University of Miami from 1988-92, where he coached eight All-Americans, including NFL first-rounders Cortez Kennedy, Russell Maryland and Warren Sapp. In 1988, he was a graduate assistant at Miami, working with the defensive line.

Orgeron also was a graduate assistant at Northwestern (La.) State, his alma mater, in 1984 and McNeese State in 1985, working with the defensive line at both schools, then was an assistant strength coach at Arkansas for two years (1986-87).

Born July 27, 1961, he and his wife, Kelly, have three sons, Tyler, and twins Parker and Cody. Tyler is a member of the LSU football coaching staff, while twins Parker and Cody just completed their second season as part of the McNeese State football team. Parker is a two-year starter at wide receiver for the Cowboys, while Cody enters his first season as the starting quarterback for the Cowboys in 2019.

Away from the field, Coach O and his wife Kelly are active in many community endeavors with most of their time being spent supporting "Basket of Hope", which has the mission of giving hope to children diagnosed with cancer or other serious illness through the delivery of a Basket of Hope filled with toys, games, craft items, stuffed animals, gift cards, and other items. Coach O and Kelly make several trips to local hospitals each year to hand deliver these baskets and to spend time with the children and their families.

## ORGERON'S SUPERLATIVES AT LSU

### Most Points Scored

1.	72	at Texas A&M	11/24/18
2.	66	at Vanderbilt	9/21/19
3.	65	vs. Northwestern St.	9/14/19
4.	55	vs. Georgia Southern	8/31/19
5.	54	at Texas A&M	11/24/16

### Fewest Points Allowed

1.	0	vs. Southeastern La.	9/8/18
	0	vs. BYU (in New Orleans)	9/2/17
3.	3	vs. Mississippi St.	10/20/18
	3	vs. Georgia Southern	8/31/19
5.	6	vs. Utah St.	10/5/19

### Most First Downs

1.	33	vs. Ole Miss	9/29/18
2.	32	vs. Utah St.	10/5/19
	32	vs. UCF (in Glendale, Ariz.)	1/1/19
4.	31	vs. Northwestern St.	9/14/19
	31	at Texas A&M	11/24/18
	31	vs. Rice	11/17/18

### Fewest First Downs Allowed

1.	6	vs. BYU (in New Orleans)	9/2/17
2.	8	vs. Georgia Southern	8/31/19
3.	11	vs. Louisville (in Orlando)	12/31/16
4.	10	vs. Utah St.	10/5/19
4.	12	at Tennessee	11/18/17
	12	vs. Chattanooga	9/9/17

### Most Rushing Attempts

1.	57	vs. BYU (in New Orleans)	9/2/17
2.	56	vs. Texas A&M	10/25/17
3.	55	at Ole Miss	10/21/17
4.	52	vs. UCF (in Glendale, Ariz.)	1/1/19
	52	vs. Missouri	10/1/16

### Opponent's Fewest Rushing Attempts

1.	14	vs. BYU (in New Orleans)	9/2/17
2.	19	at Arkansas	11/10/18
3.	22	vs. Utah St.	10/5/9
	22	vs. Missouri	10/1/16
5.	23	vs. Northwestern St.	9/14/19

### Most Rushing Yards

1.	418	vs. Missouri	10/1/16
2.	393	at Ole Miss	10/21/17
3.	390	at Arkansas	11/12/16
4.	311	vs. Ole Miss	10/22/16
5.	298	at Texas A&M	11/24/16

### Fewest Rushing Yards Allowed

1.	-5	vs. BYU (in New Orleans)	9/2/17
2.	16	at Arkansas	11/10/18
3.	19	vs. Utah St.	10/5/19
4.	38	at Tennessee	11/18/17
5.	46	vs. Northwestern St.	9/14/19

### Most Passes Attempted

1.	39	vs. Utah St.	10/5/19
	39	at Texas	9/07/19
	39	at Texas A&M	11/24/18
	39	vs. Georgia Southern	8/31/19
5.	35	at Mississippi State	10/19/19
	35	vs. Alabama	11/3/18
	35	at Auburn	9/15/18

### Most Passes Completed

1.	31	at Texas	9/07/19
2.	30	vs. Georgia Southern	8/31/19
3.	29	vs. Northwestern St.	9/14/19
4.	28	vs. Utah St.	10/5/19
5.	26	at Vanderbilt	9/21/19
	26	at Texas A&M	11/24/18

### Opponent's Fewest Pass Attempts

1.	11	vs. Georgia Southern	8/31/19
	15	vs. Rice	11/17/18
3.	16	at Florida	10/7/17
4.	17	vs. Florida	11/19/16
5.	19	vs. Alabama	11/5/16

### Opponent's Fewest Passes Completed

1.	4	vs. Georgia Southern	8/31/19
2.	7	vs. Rice	11/17/18
	7	vs. Florida	11/19/16
4.	8	vs. Mississippi St.	10/20/18
5.	9	vs. Auburn	10/14/17

### Most Passing Yards

1.	488	vs. Northwestern St.	9/14/19
2.	471	at Texas	9/07/19
3.	418	at Vanderbilt	9/21/19
4.	394	vs. UCF (in Glendale, Ariz.)	1/1/19
5.	372	vs. Rice	11/17/18

### Opponent's Fewest Passing Yards

1.	24	vs. Georgia Southern	8/31/19
2.	59	vs. Mississippi St.	10/20/18
3.	101	vs. Rice	11/17/18
4.	102	vs. BYU (in New Orleans)	9/2/17
5.	107	vs. Alabama	11/5/16

### Most Yards of Total Offense

1.	634	vs. Missouri	10/1/16
2.	622	at Texas A&M	11/24/16
3.	610	vs. Northwestern St.	9/14/19
4.	601	vs. Utah St.	10/5/19
	601	vs. Texas A&M	11/25/17

### Opponent's Fewest Yards of Total Offense

1.	97	vs. BYU (in New Orleans)	9/2/17
2.	98	vs. Georgia Southern	8/31/19
3.	198	vs. Rice	11/17/18
4.	159	vs. Utah St.	10/5/19
5.	216	at Arkansas	11/10/18

### Highest Punting Average (min. 3)

1.	58.0	vs. Southern Miss	10/15/16
2.	51.7	vs. Georgia Southern	8/31/19
3.	49.2	at Tennessee	11/18/17
4.	49.16	at Auburn	9/15/18
5.	47.7	vs. Missouri	10/1/16

### Highest Time of Possession

1.	44:31	vs. UCF (in Glendale, Ariz.)	1/1/19
2.	42:33	vs. Missouri	10/1/16
3.	41:03	vs. Utah St.	10/5/19
4.	37:40	at Ole Miss	10/21/17
5.	37:36	vs. Notre Dame (in Orlando)	1/1/18

### Longest Scoring Drive (By Yards)

1.	99	vs. Utah St. (13 plays)	10/5/19
2.	97	vs. Ole Miss (7 plays)	10/22/16
3.	96	vs. Southeastern La. (7 plays)	9/8/18
4.	95	at Arkansas (2 plays)	11/12/16
5.	93	vs. Missouri (5 plays)	10/1/16

### Longest Scoring Drive (By Time)

1.	7:24	at Arkansas (14-77)	11/10/18
2.	7:13	vs. BYU (in New Orleans) (13-66)	9/2/17
3.	7:12	vs. UCF (in Glendale, Ariz.) (12-78)	1/1/19
4.	6:55	at Arkansas (13-84)	11/12/16
5.	6:42	vs. Utah St. (13-99)	10/5/19

### Longest Scoring Drive (By Plays)

1.	15	at Texas A&M (90 yds.)	11/24/18
	15	vs. Mississippi St. (64 yds.)	10/20/18
	15	vs. Georgia (50 yds.)	10/13/18
4.	14	at Arkansas (77 yds.)	11/10/18
	14	at Auburn (52 yds.)	9/15/18

## ORGERON'S RECORD VS. OPPONENTS

Alabama	0-6	Arizona	1-0	Louisville	1-0	Utah St.	1-0
Arkansas	3-3	California	1-0	Miami	1-0	Wyoming	0-1
Auburn	2-3	Colorado	1-0	Syracuse	1-0	<b>Record v. MWC</b>	<b>1-1</b>
Florida	2-3	Oregon St.	1-0	Wake Forest	0-1		
Georgia	1-2	Stanford	1-0	<b>VS. ACC</b>	<b>3-1</b>	Chattanooga	1-0
Kentucky	1-1	UCLA	0-1			The Citadel	1-0
LSU	0-3	Utah	1-0	LA Tech	2-0	<b>VS. Southern Conference 2-0</b>	
Mississippi State	3-3	<b>VS. Pac-12</b>	<b>6-1</b>	Rice	1-0		
Missouri	1-2			Southern Miss	1-0	Northwestern LA	3-0
Ole Miss	3-0	Texas	1-0	<b>VS. C-USA</b>	<b>4-0</b>	Southeastern LA	1-0
South Carolina	0-0	<b>VS. Big-12</b>	<b>1-0</b>			<b>VS. Southland</b>	<b>4-0</b>
Tennessee	1-1			BYU	1-0		
Texas A&M	2-1	Memphis	3-0	Notre Dame	0-2	Georgia Southern	1-0
Vanderbilt	2-2	UCF	1-0	<b>VS. Independent</b>	<b>1-2</b>	Troy	0-1
<b>VS. SEC</b>	<b>21-30</b>	<b>VS. AAC</b>	<b>4-0</b>			<b>VS. Sun Belt</b>	<b>1-1</b>

## TRACKING THE TIGERS

WEEK	AP	COACHES	CFP
Preseason	6	6	--
Week 2	6	6	--
Week 3	4	5	--
Week 4	4	5	--
Week 5	5	6	--
Week 6	5	6	--
Week 7	5	6	--
Week 8	2	3	--
Week 9	2	3	--
Week 10	-	-	--
Week 11	-	-	--
Week 12	-	-	--
Week 13	-	-	--
Week 14	-	-	--
Week 15	-	-	--

## AMWAY COACHES POLL

RK.	TEAM	REC.	POINTS	PREV
1	Alabama (44)	7-0	1602	1
2	Clemson (10)	7-0	1511	2
<b>3</b>	<b>LSU (3)</b>	<b>7-0</b>	<b>1486</b>	<b>3</b>
4	Ohio State (8)	7-0	1461	4
5	Oklahoma	7-0	1408	5
6	Penn State	7-0	1283	7
7	Notre Dame	5-1	1160	8
8	Florida	7-1	1151	9
9	Georgia	6-1	1099	10
10	Auburn	6-1	1071	11
11	Oregon	6-1	1011	12
12	Utah	6-1	858	14
13	Wisconsin	6-1	824	6
14	Baylor	7-0	730	18
15	Texas	5-2	722	15
16	Minnesota	7-0	631	20
17	SMU	7-0	609	19
18	Cincinnati	6-1	461	21
19	Iowa	5-2	373	22
20	Michigan	5-2	369	16
21	Boise State	6-1	308	13
22	Appalachian State	6-0	300	24
23	Wake Forest	6-1	181	NR
24	Arizona State	5-2	131	17
25	Memphis	6-1	101	NR

## AP POLL

RK.	TEAM	REC.	POINTS	PREV
1	Alabama (24)	7-0	1486	1
<b>2</b>	<b>LSU (16)</b>	<b>7-0</b>	<b>1462</b>	<b>2</b>
3	Ohio State (13)	7-0	1429	4
4	Clemson (9)	7-0	1408	3
5	Oklahoma	7-0	1343	5
6	Penn State	7-0	1224	7
7	Florida	7-1	1138	9
8	Notre Dame	5-1	1058	8
9	Auburn	6-1	1054	11
10	Georgia	6-1	1031	10
11	Oregon	6-1	979	12
12	Utah	6-1	852	13
13	Wisconsin	6-1	767	6
14	Baylor	7-0	732	18
15	Texas	5-2	627	15
16	SMU	7-0	587	19
17	Minnesota	7-0	577	20
18	Cincinnati	6-1	468	21
19	Michigan	5-2	440	16
20	Iowa	5-2	347	23
21	Appalachian State	6-0	286	24
22	Boise State	6-1	225	14
23	Iowa State	5-2	185	NR
24	Arizona State	5-2	134	17
25	Wake Forest	6-1	118	NR

## NOTEBOOK

### Home Team Has Won 16 Of Last 19 Games In Series

▶ The home team in the LSU-Auburn series has won 16 of the last 19 meetings dating back to 2000 when Auburn beat LSU 34-17 in Jordan-Hare Stadium.

▶ The Auburn win at Jordan-Hare Stadium in 2000 started a streak that saw the home team win eight straight games in the series. The streak was snapped in 2008 when LSU rallied for a 26-21 fourth quarter win at Auburn.

▶ The home team streak started again in 2009 with LSU winning in Tiger Stadium, followed by an Auburn victory in Jordan-Hare Stadium in 2010 and an LSU win in 2011 in Baton Rouge.

▶ Prior to the 2008 game, the last time a road team won in the series came in 1999 when Auburn posted a 41-7 victory over LSU in Tiger Stadium. Ironically, that was the fourth straight game in which the road team had won in the series. LSU beat Auburn at Auburn in 1996 and 1998, and Auburn won in Tiger Stadium in 1997 and 1999.

### Expect The Unexpected When LSU and Auburn Get Together

▶ Since 1988, the LSU-Auburn series has become one of close calls and one in which the teams and the fans have come to expect the unexpected.

▶ The following is a listing of some of the notable happenings in the series since 1988:

**1988:** LSU's Tommy Hodson hit Eddie Fuller in the back of the endzone on fourth down with 1:41 left to lift the Tigers to a 7-6 win over fourth-ranked Auburn. The noise from the stadium crowd after the play registered on a seismograph across campus prompting the game to be titled "The Earthquake Game."

**1994:** Auburn intercepted five passes in the fourth quarter, returning three for TDs as the Tigers rally to post a 30-26 win over LSU in a game that became known as "The Interception Game."

**1995:** LSU donned white jerseys at home for the first time since the early 1980's and promptly went out and upset fifth-ranked Auburn, 12-6. LSU preserved the win with an interception in the endzone on the last play of the game. The contest was dubbed the "Bring Back the Magic" game.

**1996:** With the old Auburn Sports Arena burning to the ground a couple hundred yards away, LSU beat Auburn, 19-15, in a game titled "The Night the Barn Burned."

**1997:** Titled "The Comeback," Auburn QB Dameyune Craig engineered a 10-play, 80-yard drive late in the fourth quarter to spark the Tigers to a 31-28 upset of 10th-ranked LSU.

**2004:** Titled "The Call," Auburn appeared to have missed an extra point with 1:14 left that would have left the game tied at 9-9. However, LSU was called for a penalty on the extra point, thus giving Auburn a second chance at winning the game. The second PAT was good, and Auburn held on for a 10-9 win, snapping LSU's 10-game winning streak.

**2005:** Auburn missed five field goals, including one in overtime, as LSU held on for a 20-17 win over Auburn in Tiger Stadium. The win helped propel LSU to the SEC Western Division title and the game is now known as the "Field Goal Game."

**2007:** "Can't See Me" Demetrius Byrd caught a 22-yard TD pass from Matt Flynn with just one second left to send LSU to a 30-24 win over Auburn in Tiger Stadium. The play seemed to have caught Auburn off-guard as the Tigers could have attempted a 39-yard field goal for the win. However, LSU took one final shot at the endzone as Flynn connected with Byrd for the score, who then gave the "Can't See Me" gesture to the LSU student section after coming up with the catch.

**2008:** Freshman quarterback Jarrett Lee led LSU on a 7-play, 54-yard capped with an 18-yard TD pass to Brandon LaFell as the LSU Tigers rallied for a 26-21 win over Auburn. It marked the second straight year that LSU scored in the closing moments of the game to beat Auburn.

**2010:** Cam Newton rushed for 217 yards and 2 TDs in fourth-ranked Auburn's 24-17 win over undefeated and sixth-ranked LSU in Jordan-Hare Stadium. As a team, Auburn rushed for 440 yards, the most ever given up by an LSU team.

**2011:** LSU stepped out of its usual home attire and donned the Nike Pro Combat uniforms and responded with a 45-10 win in Tiger Stadium in what was the most lopsided victory (for either team) in the series.

**2012:** Trailing 10-9 at the half, No. 2 LSU held off an unranked Auburn team using a third-quarter field goal to prevail 12-10. Drew Alleman's field goal proved to be the only points for either team in the second half. Sam Montgomery had a safety and finished with 3.5 tackles for loss.

**2016:** Quarterback Danny Etling drove LSU the length of the field and connected with DJ Chark on 15-yard game-winning touchdown drive with no time remaining on the clock. The call was overturned by video review citing no time remaining on the clock and LSU fell to Auburn, 18-13. On the previous play, LSU was flagged for an illegal shift after picking up a first down at the Auburn 2-yard line with 0:01 to play. With the clock starting on the official's whistle, Etling - who rolled out of the pocket and found Chark for a tip-toe grab in the back-right corner of the endzone - was ruled to have received the snap after time had expired.

**2017:** Trailing 20-0 early in second quarter, LSU rallied for a 27-23 win to mark the largest comeback victory in a SEC game in Tiger Stadium for the Tigers. DJ Chark's 75-yard fourth quarter punt return got LSU to with 23-21 and then Connor Culp provided the go-ahead points on a 42-yard field goal to put the Tigers up 24-23 with 2:36 to go. Culp added a 36-yard field with 38 seconds left for the final margin.

**2018:** Down 21-13 midway through the fourth quarter, LSU quarterback Joe Burrow connected with Derrick Dillon for 71 yards on the opening possession of the drive to make it a three-point game. Burrow then marched LSU down the field on a 14-play, 52 yard drive to the Auburn 24. Joe Burrow then made LSU history with the program's first game-winning field goal as time expired to lift the Tigers to a 22-21 top-10 win in Jordan-Hare.

### LSU Starts 7-0 for Best Start Under Orgeron

▶ No. 2 LSU is out to a 7-0 start for the program's best start under head coach Ed Orgeron and the best start since the 2015 season.

▶ This marks the ninth time in school history an LSU team has opened a season with seven wins.

▶ A victory against No. 9 Auburn on Saturday will give LSU its fourth-best win streak in school history.

▶ The Tigers went 7-0 in 2015, 2010, 1972 and 1959 before losing game number eight on the year.

▶ LSU went undefeated in 1908 and 1958 with records of 10-0 and 11-0 respectively. The 1973 season won nine straight and the 2011 team won 13 in a row.

### Football at No. 2/3 in Rankings

▶ LSU ranked No. 2 in the AP and No. 3 in the Coaches Poll in week eight of the season.

▶ LSU has now been ranked for 30 straight weeks in the AP poll. It's the highest ranking in the AP poll for LSU football under Ed Orgeron and the highest overall since week three of the 2012 season.

▶ The Tigers have also been ranked 30 straight weeks in the Coaches Poll. It's the highest ranking in the Coaches Poll under Orgeron and the highest overall since week four of the 2012 season.



## Second Top-10 Matchup Inside Tiger Stadium in 2019

- ▶ When LSU and Auburn meet on Saturday, it will be the 19th Top-10 matchup inside Tiger Stadium and second already in 2019
- ▶ LSU is 12-6 in these Top-10 games since 1958.
- ▶ It's the second, Top-10 meeting between LSU and Auburn in Tiger Stadium, fifth Top-10 matchup in the series and 19th meeting with both teams ranked in the Top-25.
- ▶ At least one team has been ranked in the top-25 in every meeting since 2000.
- ▶ The LSU Tigers are 13-5 in the series when both teams are ranked.
- ▶ The following is a look at the highest-ranked matchups in Tiger Stadium history:

Date	Matchup	Result
1958	No. 1 LSU vs. No. 6 Ole Miss	LSU 14, Ole Miss 0
1959	No. 1 LSU vs. No. 9 TCU	LSU 10, TCU 0
1959	No.1 LSU vs. No. 3 Ole Miss	LSU 7, Ole Miss 3
1961	No.6 LSU vs. No. 2 Ole Miss	LSU 10, Ole Miss 7
1962	No.4 LSU vs. No. 6 Ole Miss	Ole Miss 15, LSU 7
1972	No.8 LSU vs. No. 9 Auburn	LSU 35, Auburn 7
1973	No.7 LSU vs. No. 2 Alabama	Alabama 21, LSU 7
1987	No.4 LSU vs. No. 7 Ohio State	LSU 13, Ohio State 13 (tie)
2005	No.4 LSU vs. No. 10 Tennessee	Tennessee 30, LSU 27 (OT)
2007	No.2 LSU vs. No. 9 Virginia Tech	LSU 48, Virginia Tech 7
2007	No.1 LSU vs. No. 9 Florida	LSU 28, Florida 24
2009	No.4 LSU vs. No. 1 Florida	Florida 13, LSU 3
2011	No. 1 LSU vs. No. 3 Arkansas	LSU 41, Arkansas 17
2012	No. 9 LSU vs. No. 3 South Carolina	LSU 23, South Carolina 21
2012	No. 5 LSU vs. No. 1 Alabama	Alabama 21, LSU 17
2015	No. 6 LSU vs. No. 8 Florida	LSU 35, Florida 28
2018	No. 3 LSU vs. No. 1 Alabama	Alabama 29, LSU 0
2019	No. 5 LSU vs. No. 7 Florida	LSU 42, Florida 28
2019	No. 2 LSU vs. No. 10 Auburn	

## SEC Nation Returns to Baton Rouge for First Time Since 2016

- ▶ SEC Nation, the SEC Network's pregame show, will be live from Baton Rouge on Saturday from 9-11 a.m. for the third time since the show began in 2014.
- ▶ SEC Nation been on site for an LSU game nine times with the Tigers owning a 3-6 record in those games.
- ▶ LSU is 1-2 when SEC Nation is in Baton Rouge: 20-13 Loss to No. 6 Alabama in 2014; 45-21 Win Over No. 18 Auburn in 2015; 16-10 Loss to No. 21 Florida in 2016.
- ▶ Marty Smith, Tim Tebow, Paul Finebaum and former LSU national champion Marcus Spears will be live from Nicholson Gateway across the street from Tiger Stadium on Saturday.

## Burrow Breaks Single Season Passing Touchdown Record in Seven Games

- ▶ LSU quarterback Joe Burrow set the single-season passing touchdown record with 29 after his four-touchdown performance against Mississippi State.
- ▶ Burrow broke the LSU record of 28 set by Matt Mauck in 2003 and tied by JaMarcus Russell in 2006 on an 18-yard pass to Justin Jefferson on October 19 in Starkville.
- ▶ It took Burrow until his seventh game and on just his 204th attempt to hit 28 touchdown passes. Mauck set the record originally in 13 games and on his 319th attempt of the 2003 season. Russell then tied the record in his 13th game and on his 337th attempt of the 2006 season.
- ▶ In seven games this season, Burrow has thrown for four or more touchdowns five times. He tied the school record for touchdown passes in a game with five in the season opener and went on to break the record with six at Vanderbilt.
- ▶ Burrow is also responsible for 31 total touchdowns in 2019 with 29 coming on passes and two on the ground, which is the school record for a quarterback. Burrow broke the original record of 29 owned by Russell and Mauck on a 37-yard pass to Derrick Dillon in the third quarter of the Mississippi State game.
- ▶ Burrow has thrown 45 touchdown passes in his career. That number is good for third in school history. He trails JaMarcus Russell with 52 and Hodson who holds the record with 69.
- ▶ Burrow could crack in the top-20 of the SEC single-season passing touchdown list with one touchdown. He would be tied with multiple quarterbacks, including Tim Tebow and Cam Cameron.

## Wide Receivers Fighting for Single-Season Touchdown Record and 1,000 Yard Seasons

- ▶ LSU wide receivers Justin Jefferson and Ja'Marr Chase each own nine touchdown catches after seven weeks of the 2019 season.
- ▶ The duo is on the hunt for the record for touchdown catches in a season set by Dwayne Bowe in 2006. Jefferson and Chase have combined for 18 touchdowns and are behind only Devery Henderson and Michael Clayton (21, 2003) for the most touchdown catches by two teammates in a season.
- ▶ Jefferson leads the team in receiving yards with 756 and Chase is second on the team with 626. They're on pace to become the second set of teammates with 1,000 receiving yards in the same season. Jarvis Landry and Odell Beckham Jr. totaled 1,193 and 1,152 receiving yards respectively in 2013.

## Tigers Score 35-Plus Points in Ten Straight Games

- ▶ LSU has scored 35 or more points in 10 straight games dating back to the 2018 season, besting the previous record of six set in 2013.
- ▶ The Tigers are one of 25 teams in college football history to have scored 35 or more points in 10 or more straight games.
- ▶ The college football record is 13 set by Oregon beginning in 2011 and continuing through 2012.
- ▶ Quarterback Joe Burrow has LSU on the longest active streak in the country.

## LSU Owns +211 Point Differential

- ▶ The LSU offense and defense have combined for a +211 point differential in 2019 with the offense outscoring opponents 351-140.
- ▶ The Tigers are second to Oklahoma in points scored in 2019 and one of six teams in the country with a point differential of +200 or better.
- ▶ This season, LSU has outscored its opponents 219-83 in the second and third quarters combined.

## TIGER TRENDS

	2019	Oregon	Streak
August	1-0	1-0	W1
September	3-0	11-2	W8
October	3-0	11-1	W5
November	0-0	7-5	L1
December-January	0-0	2-1	W1
<b>LSU's Conference Record...</b>			
at home	1-0	9-3	W1
on the road	2-0	9-4	W2
<b>LSU's Non-Conference Record...</b>			
at home	3-0	9-1	W6
on the road	1-0	1-0	W6
neutral	0-0	4-1	W2
<b>LSU vs. Ranked Opponents...</b>			
at home	1-0	5-3	W1
on the road	1-0	5-3	W1
neutral	0-0	3-1	W2
<b>LSU's Record in Games...</b>			
decided by 7 pts or less	1-0	5-3	W1
decided by 3 pts or less	0-0	2-2	L1
Away/neutral during day	2-0	5-2	W2
Away/neutral at night	1-0	9-3	W2
Home during day	1-0	4-1	W4
Home at night	3-0	13-3	W4
<b>LSU's Record When Scoring...</b>			
less than 20 points	0-0	1-7	L1
20+ points	7-0	28-2	W7
30+ points	7-0	29-1	W8
<b>LSU's Record When Allowing...</b>			
14 or fewer points	4-0	15-1	W14
24 or fewer points	4-0	25-5	W13
25+ points	3-0	6-4	W4
<b>LSU's Record When...</b>			
Leading after the 1st qtr	5-0	25-2	W9
Trailing after the 1st qtr	1-0	5-3	W2
Tied after the 1st qtr	1-0	2-3	W1
Leading at halftime	6-0	26-1	W24
Trailing at halftime	0-0	2-7	L3
Tied at halftime	1-0	4-1	W2
Leading after the 3rd qtr	7-0	30-1	W16
Trailing after the 3rd qtr	0-0	2-6	L3
Tied after the 3rd qtr	0-0	0-1	L1
<b>LSU's Record With...</b>			
less than 300 yds total offense	0-0	3-3	L1
300+ yards total offense	7-0	29-6	W8
400+ yards total offense	7-0	23-3	W8
500+ yards total offense	5-0	14-0	W15
600+ yards total offense	2-0	3-0	W17
less than 100 yards rush	1-0	1-2	W1
100+ yards rushing	6-0	31-7	W7
150+ yards rushing	3-0	26-6	W4
200+ yards rushing	2-0	15-2	W2
250+ yards rushing	0-0	9-0	W13
less than 200 yards pass	0-0	8-5	W1
200+ yards passing	7-0	23-4	W8
300+ yards passing	6-0	10-0	W10
350+ yards passing	5-0	8-0	W8
400+ yards passing	3-0	4-0	W4
<b>LSU's Record When Allowing...</b>			
less than 200 total yards	2-0	4-0	W20
less than 300 total yards	3-0	16-2	W11
less than 400 total yards	5-0	26-5	W8
400+ yards total offense	2-0	4-3	W2
less than 100 yards rush	3-0	16-0	W24
100+ yards rush	4-0	14-9	W4
less than 200 yards pass	2-0	17-5	W5
less than 300 yards pass	5-0	26-7	W6
300+ yards pass	2-0	4-0	W7

## 2019 HONORS

### QB • Joe Burrow

Week 1 vs. Georgia Southern:

- ▶ SEC Offensive Player of the Week

Week 2 vs. Texas:

- ▶ SEC Offensive Player of the Week
- ▶ Davey O'Brien National Quarterback of the Week
- ▶ Maxwell Award Offensive Player of the Week

Week 4: at Vanderbilt

- ▶ SEC Offensive Player of the Week

Week 7 vs. Florida:

- ▶ SEC Offensive Player of the Week
- ▶ Davey O'Brien National Quarterback of the Week

### DB • Derek Stingley Jr.

Week 7 vs. Florida:

- ▶ SEC Freshman of the Week

### PK • Cade York

Week 2 at Texas:

- ▶ SEC Special Teams Player of the Week

### HC • Ed Orgeron

Week 2 at Texas:

- ▶ Dodd Trophy National Coach of the Week

## MIDSEASON ALL-AMERICANS

### QB • Joe Burrow

Sporting News

AP, 1st Team

The Athletic, 1st Team

ESPN, 1st Team

### DB • Derek Stingley Jr.

Sporting News

AP, 1st Team

The Athletic, 1st Team & Freshman

ESPN, 1st Team

### DB • Grant Delpit

AP, 1st Team

The Athletic, 2nd Team

### OG • Damien Lewis

The Athletic, 1st Team

### WR • Justin Jefferson

The Athletic, 2nd Team

ESPN, 1st Team

## SEC RECORD WATCH

### SINGLE-SEASON PASSING TOUCHDOWN LIST: SEASON

1.	44	Drew Lock	Missouri	2017
2.	43	Tua Tagovailoa	Alabama	2018
3.	40	André Woodson	Kentucky	2007
4.	39	Danny Wuerffel	Florida	1996
5.	37	Tim Couch	Kentucky	1997
5.	37	Johnny Manziel	Texas A&M	2013
7.	36	Peyton Manning	Tennessee	1997
7.	36	Tim Couch	Kentucky	1998
7.	36	Aaron Murray	Georgia	2012
10.	35	Danny Wuerffel	Florida	1995
10.	35	Aaron Murray	Georgia	2011
12.	34	Rex Grossman	Florida	2001
12.	34	Tyler Bray	Tennessee	2012
14.	32	Tim Tebow	Florida	2007
14.	32	Ryan Mallett	Arkansas	2010
16.	31	Eli Manning	Ole Miss	2001
16.	31	Andre' Woodson	Kentucky	2006
16.	31	Erik Ainge	Tennessee	2007
16.	31	Chad Kelly	Ole Miss	2015
20.	30	Steve Taneyhill	South Carolina	1995
20.	30	Tim Tebow	Florida	2008
20.	30	Ryan Mallett	Arkansas	2009
20.	30	Cam Newton	Auburn	2010
20.	30	AJ McCarron	Alabama	2012
20.	30	Brandon Allen	Arkansas	2015
20.	30	Jake Fromm	Georgia	2018
<b>t27.</b>	<b>29</b>	<b>Joe Burrow</b>	<b>LSU</b>	<b>2019</b>

### LSU Redzone Streak Success Streak Reaches 43 Straight

▶ LSU leads the nation in redzone offense this year as the Tigers have converted on all 39 of their trips inside the opponent 20-yard line.

▶ Of the 39 trips inside the redzone, LSU has scored 31 touchdowns (79 percent) and kicked eight field goals. LSU's touchdown breakdown in the redzone this year have been 18 passing and 13 rushing.

▶ Dating back to last year, LSU has successfully converted on its last 43 trips inside the redzone. In the Fiesta Bowl win over Central Florida a year ago, LSU converted on its final four trip inside the 20-yard line.

### Orgeron Owns Seven Top-10 Wins Since Taking Over in 2016

▶ Since taking over as the LSU head coach in 2016, Ed Orgeron owns seven top-10 wins.

▶ Orgeron's top-10 wins rank third overall and second amongst active head coaches.

▶ Orgeron's teams have won five of the last six meetings against top-10 teams, including the Fiesta Bowl win over UCF.

▶ Thirteen of Orgeron's 32 wins as the head coach of the Tigers have come against Top-25 teams.

▶ In 2017, LSU defeated No. 10 Auburn at home. In 2018, the Tigers defeated No. 8 Miami, No. 7 Auburn, No. 2 Georgia and No. 7 UCF.

▶ LSU has already defeated No. 9 Texas and No. 7 Florida in 2019. The Tigers will go for win No. 3 over a Top-10 team on Saturday against No. 9 Auburn.

### Double-Digit Wins Under Coach O

▶ Ed Orgeron has won 32 games as head coach of the Tigers with 25 of those coming by double-digits.

▶ All six of LSU's wins under Orgeron in 2016 came by double-figures and in 2017 the Tigers won six of their nine games by at least 10 points.

▶ A year ago, eight of LSU's 10 wins came by double-figures, including a 20-point win over No. 2 Georgia.

▶ LSU won the 2019 season opener against Georgia Southern by 52 points, defeated Northwestern State by 51 points in week three, beat Vanderbilt by 28, defeated Utah State by 35, earned a top-10 victory over Florida by 14 and went on the road at Mississippi State and won by 23.

### Tigers Are Bowl Eligible For 20th Straight Season

▶ With the win over Florida in week seven, LSU is bowl-eligible for a school-record 20th consecutive season.

▶ The Tigers have reached a bowl game each year dating back to the 2000 season when LSU beat Georgia Tech, 28-14, in the Peach Bowl.

▶ LSU's current stretch of 19 straight bowl appearances rank as the nation's fourth-longest streak trailing only Virginia Tech (26), Georgia (23) and Oklahoma (20).

### Five Named to Midseason All-America Teams

▶ QB Joe Burrow, DB Derek Stingley Jr., S Grant Delpit, WR Justin Jefferson and OG Damien Lewis have been named to midseason All-America teams by various media outlets.

▶ Burrow was tabbed as first-team All-America as one of the nation's top quarterbacks. The senior has already set the school record for touchdown passes in a season and is on pace to break the record for passing yards in a season.

▶ Stingley Jr. is one of the nation's top freshmen and an elite corner. The Baton Rouge native was selected to the first team by the Associated Press, The Athletic and ESPN. He own nine PBUs and three interceptions in 2019.

▶ Delpit is a reigning unanimous All-American, the ninth in school history. Delpit is second on the team in tackles, has a fumble recover, an interception and three PBUs in 2019.

▶ Lewis is one of the most underrated players on the LSU roster. Lewis is a part of an LSU line that has allowed just 12 sacks, protected Burrow to more than 2,000 yards in the air and led running back Clyde Edwards-Helaire to 547 yards already on the ground.

### Stingley Jr. One of Nation's Top Freshman and Defensive Backs

▶ LSU freshman defensive back Derek Stingley Jr. has lived up to the hype as the nation's top recruit.

▶ The team's top corner has been targeted 41 times in 2019 and has allowed 19 receptions for 266 yards and just two touchdowns.

▶ Stingley Jr. is No. 1 in the Southeastern Conference and No. 3 nationally in passes defended with 12.

▶ The Baton Rouge native has three interceptions, which ranks No. 2 in the SEC, No. 1 amongst freshmen in the country and No. 10 nationally overall.

▶ Stingley Jr. was not targeted in the Tigers' win over Mississippi State in week eight of the season.

### LSU on a 24-Game Home Winning Streak in October

▶ LSU goes into the Auburn game riding a 24-game winning streak inside Tiger Stadium in the month of October, a run that dates back to the 2009 season.

▶ The program owns 10 Top-25 wins in that span, which includes victories over No. 2 Georgia in 2018 and No. 3 South Carolina in 2012.

▶ LSU last lost a home October game on Oct. 10, 2009, against No. 1 ranked Florida 13-3.

▶ Head coach Ed Orgeron owns an 11-1 overall record during the month of October since taking over in 2016.

▶ Six of LSU's 12 October wins under Orgeron have come against Top 25 teams, which includes a 36-16 win over No. 2 Georgia and No. 22 Mississippi State last year. LSU has already defeated No. 7 Florida, 42-28 in 2019.

▶ LSU's only October loss under Orgeron came at Florida last year by a 27-19 count.

### Burrow's Streak of 20+ Completions Up to School Record Ten Games

▶ LSU quarterback Joe Burrow has completed 20 or more passes in his last ten games dating back to the 2018 season.

▶ Burrow became the first quarterback in school history to complete 20 or more passes in four-straight games in the season opener against Georgia Southern.

▶ Tommy Hodson finished with 20 or more completions in three straight games during the 1987 season.

▶ LSU as a team has only totaled 20 or more completions in three-straight games four times including Burrow's current streak (1985, 1986, 1987, 2019).

▶ Burrow's current streak is 20 vs. Rice, 25 vs. Texas A&M, 21 vs. UCF, 23 vs. Georgia Southern, 31 at Texas, 21 vs. Northwestern State, 25 at Vanderbilt, 27 vs. Utah State, 21 vs. Florida and 25 at Mississippi State.



### LSU's 18-1 Under Orgeron When Having A 100-Yard Rusher

- ▶ In 41 games under Ed Orgeron, LSU has posted a 18-1 mark when having a 100-yard rusher.
- ▶ The Tigers are 2-0 in 2019 when a player reaches the 100-yard mark. Clyde Edwards-Helaire rushed for 106 yards in LSU's win over Vanderbilt on Sept. 21 and then rushed for 134 in the win over No. 7 Florida on Oct. 12.
- ▶ The only game that LSU lost when having a 100-yard rusher came in the 70T loss to Texas A&M last year when QB Joe Burrow accounted for 100 rushing yards.
- ▶ LSU was 5-1 in 2018 when having a 100-yard rusher, 5-0 in 2017 and 6-0 under Orgeron in 2016 when a player reaches the milestone.

### LSU Is 30-2 Under Orgeron When Reaching the 20-Point Mark

- ▶ LSU has a 30-2 mark in 41 games under Ed Orgeron when scoring at least 20 points in a game.
- ▶ The Tigers are 7-0 in 2019 when scoring at least 20 points. In games decided in regulation, LSU is 30-1 when scoring at least 20 points.
- ▶ LSU's only two losses during the Orgeron era when scoring 20 points came in 2017 against Troy (lost, 24-21) and in 2018 in a 70T loss to Texas A&M by a 74-72 count.
- ▶ LSU was 6-0 in 2016 under Orgeron when scoring at least 20 points, followed by an 8-1 mark in 2017 and a 9-1 record in 2018.

### Burrow-to-Jefferson TD Tandem Ranks No. 4 in LSU History

- ▶ LSU quarterback Joe Burrow has connected with WR Justin Jefferson for 15 touchdowns during their career, which ties the duo for the third-best QB-to-WR touchdown combination in school history.
- ▶ Burrow and Jefferson connected for six touchdowns in 2018 and have followed that up with nine scores already in 2019.
- ▶ The 15 TD passes between Burrow and Jefferson ties them with Zach Mettenberger and Jarvis Landry.
- ▶ The school record for QB-to-WR TD combinations is held by JaMarcus Russell-Dwayne Bowe, who did it 23 times.

### Burrow Over 5,000 Career, 2,000 Season Passing Yards

- ▶ LSU quarterback Joe Burrow has thrown for 2,484 yards in 2019 and 5,378 yards in his career.
- ▶ Burrow is the 10th quarterback in school history to throw for more than 4,000 yards in a career and seventh to throw for more than 5,000 yards.

#### Career Passing Yards Gained

1.	9,115	Tommy Hodson (674-1,163)	1986-89
2.	6,921	Jeff Wickersham (587-1,005)	1982-85
3.	6,625	JaMarcus Russell (493-797)	2004-06
4.	6,158	Jamie Howard (459-934)	1992-95
5.	5,876	Herb Tyler (434-715)	1995-98
6.	5,783	Zach Mettenberger (407-659)	2011-13
7.	<b>5,378</b>	<b>Joe Burrow (392-597)</b>	<b>2018-Present</b>

### Edwards-Helaire Becomes 50th Tiger with 1,000 Career Rushing Yards

- ▶ Junior RB Clyde Edwards-Helaire rushed for 72 yards against Utah State, becoming the 50th player in school history to reach the 1,000-yard mark for his career.
- ▶ Edwards-Helaire currently has rushed for 1,236 yards in 33 games with the Tigers. He rushed for 31 yards as a true freshman in 2017, followed by 658 in 2018. He has rushed for 547 yards on 89 attempts in seven games this year.
- ▶ Kevin Faulk, who is the director of player development for LSU football, holds the school record for rushing yards with 4,557.

### Von Rosenberg Making Most of His Punts

- ▶ LSU punter Zach Von Rosenberg has only been called on to punt just 20 times this year, but the junior is making the most of his opportunities.
- ▶ On 20 punts, Von Rosenberg is averaging 45.2 yards a punt with only four of those punts being returned for a total of 16 yards.
- ▶ Of his 20 punts, 12 have been downed inside the 20-yard line with seven of those coming inside the 10-yard line.
- ▶ When Rosenberg has been called on to punt, the average starting field position for the opponent is the 18-yard line.
- ▶ As unit, LSU ranks No. 4 in the SEC in net punting with a 42.3 yard change in field position on each punt.

### Wide Receivers Own Two, Same Game 100-Yard Receiving Performances

- ▶ LSU wide receivers Justin Jefferson, Ja'Marr Chase and Terrace Marshall Jr. have put together two, same game 100-yard receiving games, which is tied for the second most in a season in school history.
- ▶ Jefferson, Chase and Marshall Jr. became the first trio with 100-plus receiving yards in a season at Texas.
- ▶ Jefferson and Chase then totaled 123 and 127 yards respectively against Florida.
- ▶ LSU also had two same game 100-yard receiving performances in 2000 and 2013.
- ▶ The record for same game 100-yard receiving games was in 2001 when Josh Reed and Michael Clayton did it against Kentucky, Alabama and Illinois.

### This Isn't The Old LSU Offense

- ▶ LSU offensive coordinator Steve Ensminger and passing game coordinator Joe Brady promised a spread attack and they've delivered in 2019.
- ▶ LSU has scored 351 points this season.
- ▶ LSU is 39-for-39 in the red zone this year with 31 of the trips resulting in touchdowns.
- ▶ The Tigers are one of three teams in the nation with perfect scoring percentage in the red zone. The 39 scores are the most in the nation.

## ORGERON'S CAREER DRAFT PICKS

### MIAMI

Bill Hawkins	DE	1989	1	21	Rams
Eric Smith	DE	1989	12	19	Giants
Cortez Kennedy	DT	1990	1	3	Seahawks
Jimmie Jones	DT	1990	3	11	Cowboys
Willis Peguese	DE	1990	3	19	Oilers
Greg Mark	DE	1990	3	26	Giants
Russell Maryland	DT	1991	1	1	Cowboys
Shane Curry	DE	1991	2	13	Colts
Anthony Hamlet	DE	1992	10	11	Seahawks
Darren Krein	DE	1994	5	19	Chargers

### Syracuse

Antonio Anderson	DT	1997	4	5	Dallas
Eric Downing	DT	2001	3	13	Kansas City

### USC

Ennis Davis	DT	2001	7	21	Saints
Kenechi Udeze	DE	2004	1	20	Vikings
Mike Patterson	DT	2005	1	31	Eagles
Shaun Cody	DT	2005	2	5	Lions
Froste Rucker	DE	2006	3	27	Bengals
LaJuan Ramsey	DT	2006	6	35	Eagles

### OLE MISS

Tre' Stallings	OG	2006	6	186	Chiefs
Patrick Willis	LB	2007	1	11	49ers
Trumaine McBride	CB	2007	7	221	Bears
Michael Oher	OT	2009	1	23	Ravens
Peria Jerry	DT	2009	1	24	Falcons
Mike Wallace	WR	2009	3	84	Steelers
Jamarca Sanford	DB	2009	7	221	Vikings
Dexter McCluster	RB	2010	2	36	Chiefs
John Jerry	OT	2010	3	73	Dolphins
Kendrick Lewis	S	2010	5	136	Chiefs
Greg Hardy	DE	2010	6	175	Panthers
Jerrell Powe	DT	2011	6	199	Chiefs

### TENNESSEE

Dan Williams	DT	2010	1	26	Cardinals
Jurrell Casey	DT	2011	3	77	Titans

### USC

Nick Perry	DE	2012	1	28	Packers
T.J. McDonald	S	2013	3	71	Rams
Marqis Lee	WR	2014	2	39	Jaguars
Marcus Martin	C	2014	3	39	49ers
Devon Kennard	LB	2014	5	174	Giants
Leonard Williams	DE	2015	1	6	Jets
Nelson Agholor	WR	2015	1	20	Eagles
Josh Shaw	CB	2015	4	120	Bengals
Javorius Allen	RB	2015	4	125	Ravens
Hayes Pullard	TE	2015	6	198	Browns
Randall Telfer	LB	2015	7	219	Browns
Su'a Cravens	LB	2016	2	53	Redskin
Max Tuerk	C	2016	3	66	Chargers
Cody Kessler	QB	2016	3	93	Browns
Kevon Seymour	CB	2016	6	218	Bills
Zach Banner	OG	2017	4	137	Colts
Leon McQuay	S	2017	6	218	Chiefs

### LSU

Leonard Fournette	RB	2017	1	4	Jaguars
Jamal Adams	DB	2017	1	6	Jets
Tre'Davious White	DB	2017	1	27	Bills
Ethan Pocic	C	2017	2	58	Seahawks
Duke Riley	LB	2017	3	75	Falcons
Kendell Beckwith	LB	2017	3	107	Buccaneers
Davon Godchaux	DT	2017	5	178	Dolphins
Malachi Dupre	WR	2017	7	247	Packers
Donte Jackson	DB	2018	2	55	Panthers
Derrius Guice	RB	2018	2	59	Redskins
DJ Chark	WR	2018	2	61	Jaguars
Arden Key	DE	2018	3	87	Raiders
Russell Gage	WR	2018	6	194	Falcons
Danny Etling	QB	2018	7	219	Patriots
Will Clapp	C	2018	7	245	Saints
Devin White	LB	2019	1	5	Buccaneers
Greedy Williams	DB	2019	2	46	Browns
Foster Moreau	TE	2019	4	137	Raiders

## Offense Tops Multiple SEC Offensive Categories, Among Best in the Nation

- ▶ The LSU offense leads the SEC in scoring offense, total offense, first downs and passing offense after six weeks of the season.
- ▶ LSU is first in the nation in red zone offense and second in scoring offense, passing offense and total offense.
- ▶ Joe Burrow is No. 1 in the nation in completion percentage (79.4 percent) and passing touchdowns (29), and second in passing yards (2,484).
- ▶ LSU wide receivers Justin Jefferson and Ja'Marr Chase are amongst the best receivers in the nation. The duo ranks in the top-20 of receiving yards and rank fifth overall with nine touchdowns on the year.

## Tigers Honored in 2019

- ▶ Through two weeks of the 2019 season, QB Joe Burrow, PK Cade York and head coach Ed Orgeron have been recognized by the Southeastern Conference office and nationally.
- ▶ Burrow was named the SEC Offensive Player of the Week following the season opener against Georgia Southern when he went 23-for-27 with 278 yards and five touchdowns.
- ▶ Burrow added another SEC Offensive Player of the Week honor and was recognized nationally as the Davey O'Brien National Quarterback of the Week and Maxwell Offensive Player of the Week after leading the Tigers to a top-10 win at Texas. Burrow was 31-for-39 with four touchdowns and 471 yards, the second most in school history.
- ▶ Orgeron was named the Dodd Trophy National Coach of the Week after leading LSU to its first top-10 non-conference road win in school history.
- ▶ Burrow was named the SEC Offensive Player of the Week for a third time after setting the school record for touchdowns with six and throwing for 398 yards at Vanderbilt.
- ▶ Burrow added another SEC Offensive Player of the Week honor after going 21-for-24 with three touchdowns and 293 yards against Florida.
- ▶ Derek Stingley Jr. was named the SEC Freshman of the Year for the first time after totaling a PBU and interception against Florida.

## LSU Under Louisiana's Own Ed Orgeron

- ▶ In his third full season as head coach of the Tigers, Orgeron continues to gain momentum on the field and on the recruiting trail.
- ▶ Orgeron has guided the Tigers to a 31-9 overall mark in his 40 games as the LSU head coach. Of his 31 victories, 13 have come against teams ranked in the Top 25, including seven over Top-10 opponents. Furthermore, of Coach O's 31 wins, 17 have come against SEC foes and 24 have come by double-digits.
- ▶ Under Orgeron, the Tigers have played 35-of-40 games ranked in the Top 25, including all 13 games in 2018.

## Consecutive Starts of 10 or More

- ▶ Seven LSU players are riding a consecutive start streak of at least 10 games.
- ▶ S Grant Delpit leads the way with 21 consecutive starts. C Lloyd Cushenberry III, OG Damien Lewis and QB Joe Burrow have each started 20 straight games, RT Austin Deculus also owns a 19-game starting streak, WR Justin Jefferson has started 12 straight games and S/LB JaCoby Stevens has started 11 straight.

## Chase, Burrow Shine in Nashville

- ▶ Quarterback Joe Burrow and wide receiver Ja'Marr Chase connected on four touchdowns to lead LSU to the win over Vanderbilt in Nashville.
- ▶ Burrow threw six touchdowns on the day to set the school record for touchdown passes in a game. Burrow beat the previous record he shared with Zach Mettenberger.
- ▶ Burrow finished the day with 398 passing yards. His 357 yards in the air in the first half marked the most in school history.
- ▶ Chase led LSU with 229 yards and four touchdowns on 10 catches.
- ▶ The sophomore's 229 yards are fourth in school history. Chase became the first LSU player since Odell Beckham Jr. in 2013 with 200-plus receiving yards.
- ▶ Chase became the third player in school history with four-plus receiving touchdowns, joining Carlos Carson (1977 vs. Rice) and Tony Moss (1989 vs. Ohio).

## LSU Scores On Special Teams In Back-to-Back Games

- ▶ LSU scored on back-to-back games against Northwestern State and Vanderbilt.
- ▶ Freshman WR Trey Palmer returned a punt 54 yards for a touchdown against Northwestern State in Week 3 and sophomore LB Micah Baskerville recovered a punt he blocked in the endzone for a TD in the win over Vanderbilt in Week 4.
- ▶ Under Orgeron, the Tigers have scored four special teams touchdowns with DJ Chark being responsible for the other two: 65-yard punt return vs. Chattanooga in 2017 and a 70-yard punt return vs. Auburn in 2017.

## Trio of Wide Receivers Set Record in Win at Texas

- ▶ Wide receivers Justin Jefferson, Ja'Marr Chase and Terrace Marshall Jr. each totaled 100-plus receiving yards to become the first trio to reach that milestone in a game in school history.
- ▶ There have now been 15 same-game 100-yard receiving performances in school history with the last coming from Travin Dural (6/124) and Malachi Dupre (4/120) against Mississippi State in 2014.
- ▶ Jefferson led the group with 163 yards and three touchdowns on nine receptions. His final touchdown, a 61-yard pass from Joe Burrow on third-and-16, sealed the Tigers' Top 10 victory with 2:27 left in the game.
- ▶ Chase set career high numbers with 147 yards on eight receptions, including a long of 41 yards.
- ▶ Marshall Jr. had a career-high six receptions on six targets for 123 yards and a touchdown. Of his six receptions, five went for first downs and the other was a 26-yard touchdown.

## Burrow Leads LSU to Top 10 Win with Record Performance

- ▶ Senior Quarterback Joe Burrow and the LSU offense delivered blow after blow and finished with 573 yards of total offense at Texas.
- ▶ Burrow was named the SEC Offensive Player of the Week for a second-straight week after his record performance. He finished the game 31-of-39 with four touchdowns and 471 yards.
- ▶ His 471 passing yards rank second in school history, becoming the third quarterback in school history to pass for more than 400 yards in a game.
- ▶ In true-road non-conference games, Burrows' 471 yards are the third most in SEC history behind Jake Bentley (410, South Carolina at Clemson, 2018) and Tim Couch (492, UK at Louisville, 1998).
- ▶ The 31 completions rank third in school history and mark the most in a game for an LSU quarterback since

## TIGERS IN THE SEC (NCAA)

Passing Yards	Yards
1. (2) Joe Burrow	2484
Passing Touchdowns	Total
1. (1) Joe Burrow	29
Completion Percentage	Pct.
1. (1) Joe Burrow	79.4
Passing Avg./Game	Avg./G
1. (2) Joe Burrow	354.9
Passing Efficiency	Eff.
1. (2) Joe Burrow	216.2
Rushing Touchdowns	Total
2. Clyde Edwards-Helaire	7
Receptions	Total
2. Justin Jefferson	48
Receiving Yards	Yards
1. Justin Jefferson	759
3. Ja'Marr Chase	626
Receiving Touchdowns	Total
1. (5) Justin Jefferson	9
1. (5) Ja'Marr Chase	9
5. Terrace Marshall	6
Receiving Yards/Game	Yds./G
1. Justin Jefferson	108.4
2. Ja'Marr Chase	104.3
Punting	Avg.
5. Zach Von Rosenberg	45.2
Interceptions	Total
2. Derek Stingley Jr.	3

## #NFLSU

Jamal Adams	S	NYJ
Kwon Alexander	LB	SF
John Battle****	S	TAM
Odell Beckham Jr.	WR	CLE
Kendell Beckwith***	LB	TAM
Alfred Blue**	RB	JAX
Tashawn Bower***	DE	MIN
Michael Brockers	DT	LAR
Nick Brossette****	RB	DET
DJ Chark	WR	JAX
Morris Claiborne	CB	KC
Will Clapp	C	NO
Jalen Collins****	CB	IND
La'el Collins	OT	DAL
Danny Etling****	QB	ATL
Reid Ferguson	LS	BUF
Leonard Fournette	RB	JAX
Russell Gage	WR	ATL
Davon Godchaux	DT	MIA
Dillon Gordon**	OT	CAR
Derrius Guice**	RB	WAS
Jerald Hawkins	OT	PIT
Danielle Hunter	DE	MIN
Donte Jackson	CB	CAR
Deion Jones	LB	ATL
Arden Key	DE	OAK
Jarvis Landry	WR	CLE
Tyrann Mathieu	DB	KC
Jalen Mills*	FS	PHI
Barkevious Mingo	LB	SEA
Kevin Minter	LB	TAM
Foster Moreau	TE	OAK
Patrick Peterson	CB/RS	ARI
Ethan Pocic	C	SEA
Eric Reid	S	CAR
Duke Riley	LB	PHI
Russell Shepard**	WR	NYG
Corey Thompson	LB	BUF
Kevin Toliver II	DB	CHI
Trai Turner	OG	CAR
Devin White	LB	TAM
Tre'Davious White	CB	BUF
Andrew Whitworth	OT	LAR
Darrel Williams	RB	KC
Greedy Williams	CB	CLE
Al Woods	DT	SEA

\*-Physically Unable to Perform

\*\*-Injured Reserve

\*\*\*-Non-football Injury

\*\*\*\*-Practice Squad

Rohan Davey set the school record against Alabama with 35 in 2001.

- ▶ Burrow now owns three, 300-yard passing games, which is second to Rohan Davey's record seven.
- ▶ Led by Burrow, LSU finished with 573 yards of total offense for the fourth most against a top-10 opponent and sixth most against a rank opponent: 1. 622 at #22 Texas A&M 11/24/16; 2. 620 vs. #7 Florida St. 11/20/82; 3. 598 vs. #9 Virginia Tech 9/8/07; 4. 595 vs. #7 Illinois 1/1/02 (Sugar Bowl); 5. 577 vs. #11 Notre Dame 1/3/07 (Sugar Bowl); 6. 573 at #9 Texas 9/7/19

### Football Program Earns Victory Number 800

- ▶ With its win over Northwestern State on September 14, 2019, the LSU football program became the 12th FBS school to reach the 800-win milestone.
- ▶ With an overall record of 803-415-47, the LSU Football program ranks 12th amongst FBS programs for all-time wins.
- ▶ The Fighting Tigers rank fourth in the Southeastern Conference in wins behind Alabama (911), Tennessee (841) and Georgia (825). Auburn is behind LSU at 13th with 772 victories.

### Everybody Eats - Offense Opens 2019 Season with New-Look

- ▶ A total of 14 players caught at least one pass against Georgia Southern, topping the previous high of 12 against North Texas in 2005.
- ▶ Of the 14 players, all five running backs had at least one catch.
- ▶ The LSU offense opened the season with a resounding offensive performance, scoring 55 points and totaling 472 yards.
- ▶ The Tigers scored touchdowns on their first five drives and scored on nine of 13 drives.
- ▶ The 55 points marked the second most in a season opener in the modern era, tying The 55-3 win vs. UTEP in 1997. It marked the most points in a season opener since the 2000 team's 58-0 victory over Western Carolina.
- ▶ The offense didn't let up and scored 42 points in the first half for the most points in a first half by LSU since scoring 49 to lead Louisiana Tech in 2003.

### Top-10 Win at Texas Makes History

- ▶ For the first time in school history, LSU defeated a Top 10 non-conference opponent in a true road game.
- ▶ The 45-38 victory marked the 14th true road win over an AP Top 10 team in school history and the second for Coach Orgeron (2018 at No. 7 Auburn)
- ▶ Coach Orgeron is now 12-6 against Top 25 teams and 7-3 against Top 10 teams.
- ▶ Orgeron's teams are 4-2 against AP-ranked opponents on the road.

### Burrow Adds to Record Book in Season Opener - Named SEC Player of the Week

- ▶ Senior quarterback Joe Burrow opened the 2019 season by going 23-for-27 for 278 yards and five touchdowns.
- ▶ Burrow was named the SEC Offensive Player of the Week following the performance, the third of his career. The Ohio native is now 11-3 as LSU's starting quarterback.
- ▶ Burrow tied Zach Mettenberger (UAB, 2014) for the most touchdowns in a game in school history with five. He became the first LSU player to throw five touchdown passes in a half.
- ▶ It marked the third consecutive game dating back to last year that Burrow either set or tied a school record. Burrow set the LSU record for touchdowns accounted for with six against Texas A&M and then tied the school bowl record with four touchdown passes in the Fiesta Bowl win over Central Florida.
- ▶ Burrow's 85.2 completion percentage (23-of-27) against Georgia Southern ranks No. 5 in school history in a game for 20 or more attempts..

### Aranda's Defense Shuts Down Triple Option

- ▶ The LSU defense, under fourth year coordinator Dave Aranda, shut down the Georgia Southern triple option to start 2019.
- ▶ The Eagles totaled just 98 yards with 74 on the ground and 24 in the air. It marked the second time an Aranda defense has held its opponent to less than 100 yards with the other coming in the 2017 season opener against BYU when the defense held the Cougars to 97 yards.
- ▶ The three points scored marked the third fewest under head coach Ed Orgeron.

### Stingley Becomes 10th Defensive True Freshman to Start a Season Opener

- ▶ Cornerback Derek Stingley Jr. became the 10th true freshman on the defensive side of the ball to start a season opener in the last 33 seasons and the 17th overall.
- ▶ True freshmen make an impact at LSU as in three years with Ed Orgeron as head coach a total of 66 true freshmen have seen action during that span, including 19 in 2019.
- ▶ In 2017, 20 true freshmen saw action for the Tigers, a number that led the nation. In addition, eight true freshmen started at least one game for the Tigers that year.
- ▶ The following have started a season opener since 2000: Marshall Jr. (WR, 2018), Charles (RG, 2017), Chaisson (LB, 2017), Delpit (S, 2017), Taylor (LB, 2017), Kevin Toliver (CB, 2015), Trey Quinn (WR, 2014), Jalen Mills (CB, 2012), Jessie Daniels (Nickel, 2003), Jerel Myers (WR, 1999), Johnny Mitchell (DT, 1996), Theo Williams (DT, 1996), Booger McFarland (DT, 1995), Robert Davis (RB, 1992), and Sheddric Wilson (WR, 1992).

### Most True Freshmen Starters by Year Since 2005

2017	8 (Tory Carter, K'Lavon Chaisson, Saahdiq Charles, Grant Delpit, Ed Ingram, JaCoby Stevens, Tyler Taylor, Kary Vincent Jr.)
2015:	7 (Arden Key, Donte Jackson, Foster Moreau, Bry'Kiethon Mouton, Maea Teuhema, Kevin Toliver II, Toby Weathersby)
2014:	6 (Jamal Adams, Malachi Dupre, Leonard Fournette, Davon Godchaux, Brandon Harris, Trey Quinn)
2012:	6 (Kwon Alexander, Vadal Alexander, Reid Ferguson, Jeremy Hill, Lamar Louis, Jalen Mills)
2013:	5 (Rickey Jefferson, Anthony Jennings, Ethan Pocic, Rashard Robinson, Tre'Davious White)
2018	4 (Terrace Marshall Jr., Ja'Marr Chase, Micah Baskerville, Chasen Hines)
2006:	4 (Jacob Cutrera, Richard Dickson, Charles Scott, Keiland Williams)
2010:	3 (Alfred Blue, Tyrann Mathieu, Eric Reid)
2019:	2 (Derek Stingley Jr., Joseph Evans)
2011:	2 (Odell Beckham Jr., Jarvis Landry)
2007:	2 (Drake Nevis, Terrence Toliver)
2008:	2 (Jordan Jefferson, Patrick Peterson)
2009:	2 (Dominique Allen, Rueben Randle)
2016	1 (Dee Anderson)

## FUTURE FOOTBALL SCHEDULE

### 2020 LSU Football Schedule

Sept. 5	UT-SAN ANTONIO
Sept. 12	TEXAS
Sept. 19	vs. Rice (in Houston – NRG)

### Stadium)

Sept. 26	OLE MISS
Oct. 3	NICHOLLS STATE
Oct. 10	at Florida
Oct. 17	at Arkansas
Oct. 24	MISSISSIPPI STATE
Oct. 31	Open Date
Nov. 7	ALABAMA
Nov. 14	SOUTH CAROLINA
Nov. 21	at Auburn
Nov. 28	at Texas A&M

### 2021 LSU Football Schedule

Sept. 4	at UCLA
Sept. 11	MCNEESE STATE
Sept. 25	CENTRAL MICHIGAN
Oct. 9	UL-MONROE

### 2022 LSU Football Schedule

Sept. 4	NEW MEXICO
---------	------------

### 2023 LSU Football Schedule

Oct. 21	ARMY
---------	------

### 2024 LSU Football Schedule

Aug. 31	UCLA
Sept. 7	RICE
Sept. 28	SOUTH ALABAMA

### 2025 LSU Football Schedule

Aug. 30	at Clemson
---------	------------

### 2026 LSU Football Schedule

Sept. 5	CLEMSON
---------	---------

### 2027 LSU Football Schedule

Sept. 18	at Oklahoma
----------	-------------

### 2028 LSU Football Schedule

Sept. 9	OKLAHOMA
---------	----------

### 2029 LSU Football Schedule

Sept. 8	ARIZONA STATE
---------	---------------

### 2030 LSU Football Schedule

Sept. 7	at Arizona State
---------	------------------

Home games in ALL CAPS



### LSU Is 79-9 vs. Non-Conference Teams Dating Back to 2001

- ▶ Dating back to the 2001 season when LSU captured its first outright SEC title since 1986, the Tigers have done quite well against non-conference opponents, going 79-9 against non-SEC foes during that span.
- ▶ Of the 79 wins, 19 have come against top-25 teams.
- ▶ Of the nine losses, only three have come during the regular season (2002 at Virginia Tech, 2016 vs. Wisconsin at Lambeau Field and 2017 vs. Troy).
- ▶ The other six losses came in bowl games (2003 Cotton Bowl vs. Texas; 2005 Capital One Bowl vs. Iowa; 2009 Capital One Bowl vs. Penn State; 2012 Chick-Fil-A Bowl vs. Clemson; 2014 Music City Bowl vs. Notre Dame, 2018 Citrus Bowl vs. Notre Dame).

### LSU Goes Into 2019 Riding Streak of 19 Consecutive Years With At Least 8 Wins

- ▶ LSU goes into the 2019 season having won at least 8 games for 19 consecutive years, which is tied with Oklahoma for the longest current streak among Power 5 schools.
- ▶ Only Boise State has a longer active streak among FBS teams as the Broncos have won 8 games for 20 consecutive seasons.
- ▶ LSU's current streak of seasons with at least 8 wins dates back to 2000 when the Tigers posted an 8-4 overall mark.
- ▶ LSU's streak of seasons with at least 8 wins also ranks as the longest of its kind in the history of the SEC, bettering Tennessee 16 (1989-2004); Florida 14 (1990-2003); Georgia 13 (1997-2009); and Alabama 13 (1971-83).

### LSU with One of Most Experienced Teams in 2019

- ▶ LSU will play in 2019 with 12 seniors on its roster.
- ▶ The 12 seniors ties for sixth nationally in terms of smallest senior classes in college football for 2019. ▶ Texas A&M and Virginia Tech with six each led the way, followed by Penn State (10), Appalachian State (11) and Coastal Carolina (11).
- ▶ LSU is joined with 12 seniors by North Carolina State, Rice, and Wake Forest. All 12 of LSU's seniors have started at least one game during their LSU career.
- ▶ Against Texas, LSU stared 18 upperclassmen for the first time since game six of 2016 when the squad faced Southern Miss. LSU hasn't stared more than 18 upperclassmen in a game since 2012 against Washington in week two.

### 1,000-Yard Rushing Streak Reaches 6 Years

- ▶ LSU goes into 2019 riding a streak of six consecutive years with a 1,000-yard rusher.
- ▶ Last year, Nick Brossette, in his first season as a starter, rushed for 1,039 yards and 14 TDs in helping the Tigers to a 10-3 mark.
- ▶ Here's a look at LSU's 1,000-yard rushers during the 6-year streak:

2013	Jeremy Hill	1,401 yards
2014	Leonard Fournette	1,034 yards
2015	Leonard Fournette	1,953 yards (school record)
2016	Derrius Guice	1,387 yards
2017	Derrius Guice	1,153 yards
2018	Nick Brossette	1,039 yards

### LSU Is 81-0 When Rushing For 100 Yards and Holding Opponents To Less Than 100 Yards

- ▶ In the last 172 games, LSU's success is easy to predict when it comes to net rushing yards. Get to 100 yards rushing and LSU will more than likely win as the Tigers are 140-22 when that happens.
- ▶ Hold the opponent to fewer than 100 yards and the Tigers are 83-5.
- ▶ An even more telling stat is that when LSU rushes for 100-plus yards and holds the opponents to fewer than 100 yards, the Tigers are 81-0.
- ▶ The following is a look at LSU's rushing numbers and have the Tigers have fared in those games:

Year	LSU 100+	LSU 100-	Opp 100+	Opp 100-	LSU 100+/Opp 100-
2005	10-0	1-2	3-1	8-1	7-0
2006	10-0	1-2	5-0	6-2	6-0
2007	11-2	1-0	3-2	9-0	8-0
2008	8-3	0-2	2-5	6-0	6-0
2009	8-0	1-4	7-4	2-0	2-0
2010	11-2	0-0	7-1	5-0	5-0
2011	13-0	0-1	4-1	9-0	9-0
2012	9-1	1-2	4-2	6-1	6-0
2013	10-1	0-2	6-3	4-0	4-0
2014	8-3	0-2	4-4	4-1	4-0
2015	9-1	0-2	3-3	6-0	6-0
2016	8-3	0-1	3-4	5-0	5-0
2017	9-4	0-0	4-4	5-0	5-0
2018	10-2	0-1	5-3	5-0	5-0
2019	6-0	1-0	4-0	3-0	3-0
<b>Totals</b>	<b>140-22</b>	<b>6-21</b>	<b>64-37</b>	<b>83-5</b>	<b>81-0</b>

### Chaisson, Cushenberry III Carry on No. 18 Tradition

- ▶ Two LSU standouts - both in the classroom and on the football field - have been awarded the prestigious No. 18 jersey by head coach Ed Orgeron.
- ▶ Center Lloyd Cushenberry III and linebacker K'Lavon Chaisson were presented the jerseys at the beginning of camp, marking just the second time since the tradition began in 2003 that two Tigers have been issued the No. 18 jersey in the same season.
- ▶ Cushenberry III is the first offensive lineman to be selected to wear the No. 18 jersey
- ▶ As an offensive lineman, the rules of college football prevent Cushenberry III from actually wearing the No. 18 jersey so instead his No. 79 jersey will be accompanied by a No. 18 patch. The Carville native, who played locally at Dutchtown High School, will wear the No. 18 jersey at practice.
- ▶ Jersey No. 18 was born when, in 2003, quarterback Matt Mauck guided LSU to its first national championship since 1958. His number became synonymous with success -- both on and off the field -- as well as a selfless attitude that has become the epitome of being an LSU football player. After his final year with the Tigers, Mauck passed the jersey number down to running back Jacob Hester, who then helped LSU to another national title in 2007.
- ▶ Here is a look at the players to wear No. 18:

Years	Player	Position
2003	Matt Mauck	QB
2004-07	Jacob Hester	RB
2008-09	Richard Dickson	TE
2010	Richard Murphy	RB
2011	Brandon Taylor	S
2012	Bennie Logan	DT
2013	Lamin Barrow	LB
2014	Terrence Magee	RB
2015-16	Tre'Davious White	CB
2017	Christian LaCouture	DL
2017	John David Moore	FB/TE
2018	Foster Moreau	TE
2019	Lloyd Cushenberry III	C
2019	K'Lavon Chaisson	LB

### Day Game or Night Game Makes No Difference for LSU

- ▶ LSU's tradition of night games in Tiger Stadium is like none other in college football.
- ▶ But, LSU's recent success in day games in Tiger Stadium has made playing afternoon games in Death Valley more appealing.
- ▶ LSU has won 17 of its last 18 day games in Tiger Stadium, a stretch that goes back to a 16-14 victory over Tennessee on Oct. 2, 2010.
- ▶ Since 2010, LSU's only daytime loss in Tiger Stadium came against Florida by a 16-10 count in 2016.
- ▶ Of LSU's 17 wins during this current stretch, nine have come against Top 25 teams and all 16 were over SEC opponents.
- ▶ Since 2000, LSU is 118-19 overall at home, which includes a 90-12 mark at night in Tiger Stadium and a 28-7 record during the day. From 1960-99, LSU posted a 12-19-3 mark in day games in Tiger Stadium.
- ▶ The following is a breakdown of LSU's night record, day record and overall record in Tiger Stadium since 1960:

Decade	Record at Night	Record during the day	Overall Tiger Stadium Record
1960-69	49-5	4-2-1	53-7-1
1970-79	51-12-1	1-2	52-14-1
1980-89	38-16-1	3-5-2	41-21-3
1990-99	31-19	4-10	35-29
2000-09	49-5	11-6	60-11
2010-19	41-7	17-1	55-8
<b>Totals</b>	<b>259-64-2</b>	<b>40-26-3</b>	<b>299-90-5</b>

### Burrow Brings Experience as Returning Starting Quarterback

- ▶ Quarterback Joe Burrow provides valuable experience for the LSU offense and became the fifth LSU quarterback to start in consecutive season openers since 1998.
- ▶ Only Matt Mauck in 2002 and 2003, JaMarcus Russell in 2004 and 2005, Jordan Jefferson in 2009 and 2010, Zach Mettenberger in 2012 and 2013, and Brandon Harris in 2015 and 2016 have started consecutive openers for LSU.
- ▶ A year ago, Burrow burst onto the scene with an outstanding year for the Tigers, leading the squad to a 10-3 overall mark and No. 6 national ranking.
- ▶ Burrow went into 2019 with nine school records in his career and became the first quarterback in LSU history to throw for 2,500 yard and rush for 350 yards or more in a season.
- ▶ With 10 wins as LSU's starter, Burrow could join JaMarcus Russell as the only quarterbacks in school history to lead the Tigers to at least 10 wins in back-to-back seasons.

### LSU Punter Von Rosenberg One of Nation's Oldest Players

- ▶ At 28 years old, punter Zach Von Rosenberg is the fifth-oldest player in college football in 2019.
- ▶ Rosenberg, who spent six years playing Minor League Baseball before joining the LSU program in 2016, will turn 29 in September.
- ▶ The oldest player in college football is 32-year old Colorado placekicker James Stefanou. Wade Lees (P, Maryland) is 31, Houston punter Dane Roy is 30 and West Virginia tight end Jesse Beal is 29.

### We are DBU:

- ▶ Since 2007, LSU leads the nation in number of defensive backs selected in the NFL draft with 19, including six in the first round.
- ▶ LSU produced two consensus All-America DBs in 2018 in Grant Delpit and Greedy Williams.
- ▶ LSU has produced 11 first team All-American defensive backs since 2000.
- ▶ LSU has also had defensive backs claim four national awards since 2010: Patrick Peterson 2010 Bednarik Award; Patrick Peterson 2010 Thorpe Award; Tyrann Mathieu 2011 Bednarik Award; Morris Claiborne 2011 Thorpe Award.
- ▶ Since the 2007 NFL Draft, LSU has had six DBs picked in the first round.

### Four Tigers Play in 2019 As a College Graduate

- ▶ During the 2019 season, four Tigers take the field as a college graduate, four of which are LSU graduates.
- ▶ LSU's list of five college graduates includes one graduate transfers – QB Joe Burrow (Ohio State).
- ▶ In addition to the five Tigers with diplomas in hand, eleven are projected to graduate in Fall 2019 - Connor Culp, Lloyd Cushenberry III, Derrick Dillon, Michael Divinity, Kristian Fulton, Rashard Lawrence, Damien Lewis, Adrian Magee, Ray Thornton, Badara Traore and Zach Von Rosenberg.
- ▶ Here's the list of college graduates on the LSU roster for 2019:

Name	Major (School)	Graduation Date
Joe Burrow	Consumer/Family Financial Services (Ohio State)	Spring, 2018
Breiden Fehoko	Communication Studies	Summer, 2019
Blake Ferguson	Marketing	Spring, 2018
Stephen Sullivan	Interdisciplinary Studies	Summer, 2019

### Second Generation Tigers

- ▶ LSU's roster features two players who are second generation Tigers.
- ▶ True freshmen Thomas Perry and Brandon Hubicz are both following in their dads footsteps as LSU football players.
- ▶ Thomas Perry, an offensive lineman from Teurlings Catholic in Lafayette, is the son of Adam Perry, who played offensive guard for the Tigers from 1994-97
- ▶ Brandon Hubiz, a tight end from Catholic High School in Baton Rouge, is the son of Jim Hubicz, who played offensive tackle and guard for the Tigers from 1986-89.

### LSU Family Connections

- ▶ LSU has some unique family-football connections on this year's team. The following is a look at those football-related connections with current Tigers:
  - ▶ WR Justin Jefferson – younger brother of former LSU starting QB Justin Jefferson (2008-11) and starting DB Rickey Jefferson (2013-16). Jordan is currently on the coaching staff at Colorado State.
  - ▶ TE Aaron Moffitt – son of LSU strength and conditioning coach Tommy Moffitt. Aaron's brother Clay just completed a two-year stint on the LSU baseball team.
  - ▶ SNP Blake Ferguson – younger brother of four-year LSU starting long snapper Reid Ferguson, who is currently in his third year with the Buffalo Bills.
  - ▶ TE Thaddeus Moss – son of Pro Football Hall of Famer and one of arguably the greatest receiver in NFL history in Randy Moss.
  - ▶ CB Derek Stingley Jr. – grandson of the late Darryl Stingley, a first round draft pick by the New England Patriots who had his NFL career tragically ended on August 12, 1978 with a spinal cord injury.

### Two-Sport Tigers

- ▶ Two current LSU football players – DB Kary Vincent Jr., and DB Maurice Hampton Jr. – are two-sport athletes.
- ▶ Vincent Jr. ran the lead leg of LSU's 2018 SEC Championship 4x100 meter relay team.
- ▶ Hampton Jr. is a member of the LSU baseball team. The Tennessee native was drafted in the 23rd round of the 2019 Major League Draft and elected to attend LSU. Hampton Jr. was the first player in Tennessee history to earn Mr. Football and Mr. Baseball honors in the same season.

# LSU TIGERS DEPTH CHART

## OFFENSE

<b>LT</b>	<b>77</b>	<b>Saahdiq Charles</b>	<b>6-4</b>	<b>295</b>	<b>Jr.-2L</b>	
	51	Dare Rosenthal	6-7	314	Fr.-RS	
<b>LG</b>	73	Adrian Magee	6-4	343	Sr.-3L	
	70	Ed Ingram	6-4	295	So.-1L	
	57	Chasen Hines	6-3	336	So.-1L	
<b>C</b>	<b>79</b>	<b>Lloyd Cushenberry III</b>	<b>6-4</b>	<b>315</b>	<b>Jr.-2L</b>	
	57	Chasen Hines	6-3	336	So.-1L	
<b>RG</b>	<b>68</b>	<b>Damien Lewis</b>	<b>6-3</b>	<b>332</b>	<b>Sr.-1L</b>	
	71	Donavaughn Campbell	6-5	360	Jr.-1L	
	75	Anthony Bradford	6-7	355	Fr.-HS	
<b>RT</b>	<b>76</b>	<b>Austin Deculus</b>	<b>6-7</b>	<b>322</b>	<b>Jr.-2L</b>	
	74	Badara Traore	6-7	320	Sr.-1L	
<b>TE</b>	81	Thaddeus Moss	6-3	249	Jr.-SQ	
	10	Stephen Sullivan	6-5	242	Sr.-3L	
	44	Tory Carter	6-1	250	Jr.-2L	
<b>WR</b>	<b>1</b>	<b>Ja'Marr Chase</b>	<b>6-1</b>	<b>200</b>	<b>So.-1L</b>	
	17	Racey McMath	6-3	221	Jr.-1L	
	5	Devonta Lee	6-1	223	Fr.-HS	
<b>WR</b>	6	Terrace Marshall Jr.	6-4	200	So.-1L	
	10	Stephen Sullivan	6-5	242	Sr.-3L	
	19	Derrick Dillon	5-11	186	Sr.-3L	
	83	Jaray Jenkins	6-4	195	Fr.-RS	
<b>WR</b>	<b>2</b>	<b>Justin Jefferson</b>	<b>6-3</b>	<b>192</b>	<b>Jr.-2L</b>	
	33	Trey Palmer	6-1	180	Fr.-HS	
	13	Jontre Kirkin	6-0	185	Jr.-2L	
<b>QB</b>	<b>9</b>	<b>Joe Burrow</b>	<b>6-4</b>	<b>216</b>	<b>Sr.-1L</b>	
	15	Myles Brennan	6-4	207	So.-1L	
<b>RB</b>	22	Clyde Edwards-Helaire	5-8	209	Jr.-2L	
	24	Chris Curry	6-0	215	Fr.-RS	
	-OR-	3	Tyrion Davis-Price	6-1	226	Fr.-HS
	-OR-	4	John Emery Jr.	6-0	203	Fr.-HS

## DEFENSE

<b>OLB</b>	<b>45</b>	<b>Michael Divinity Jr.</b>	<b>6-2</b>	<b>241</b>	<b>Sr.-3L</b>
	46	Andre Anthony	6-4	250	Jr.-1L
<b>DE</b>	<b>97</b>	<b>Glen Logan</b>	<b>6-4</b>	<b>309</b>	<b>Jr.-2L</b>
	92	Neil Farrell Jr.	6-4	298	Jr.-2L
	93	Justin Thomas	6-5	256	Jr.-1L
<b>NT</b>	72	Tyler Shelvin	6-3	346	So.-1L
	62	Siaki Ika	6-4	354	Fr.-HS
	94	Joseph Evans	6-2	288	Fr.-HS
<b>DE</b>	<b>90</b>	<b>Rashard Lawrence</b>	<b>6-2</b>	<b>308</b>	<b>Sr.-3L</b>
	<b>91</b>	<b>Breiden Fehoko</b>	<b>6-2</b>	<b>291</b>	<b>Sr.-1L</b>
<b>OLB</b>	<b>18</b>	<b>K'Lavon Chaisson</b>	<b>6-4</b>	<b>250</b>	<b>So.-1L</b>
	9	Marcel Brooks	6-2	194	Fr.-HS
<b>MLB</b>	8	Patrick Queen	6-1	227	Jr.-2L
	35	Damone Clark	6-3	239	So.-1L
<b>MLB</b>	<b>6</b>	<b>Jacob Phillips</b>	<b>6-4</b>	<b>233</b>	<b>Jr.-2L</b>
	23	Micah Baskerville	6-1	228	So.-1L
<b>CB</b>	<b>1</b>	<b>Kristian Fulton</b>	<b>6-0</b>	<b>200</b>	<b>Sr.-2L</b>
	25	Cordale Flott	6-2	160	Fr.-HS
<b>S</b>	<b>7</b>	<b>Grant Delpit</b>	<b>6-3</b>	<b>203</b>	<b>Jr.-2L</b>
	5	Kary Vincent Jr.	5-10	185	Jr.-2
<b>S</b>	<b>3</b>	<b>JaCoby Stevens</b>	<b>6-1</b>	<b>228</b>	<b>Jr.-2L</b>
	5	Kary Vincent Jr.	5-10	185	Jr.-2L
<b>CB</b>	24	Derek Stingley Jr.	6-1	190	Fr.-HS
	16	Jay Ward	6-2	167	Fr.-HS
	29	Raydarius Jones	6-2	161	Fr.-HS

## SPECIAL TEAMS

<b>PK</b>	36	Cade York	6-2	189	Fr.-HS
	34	Connor Culp	5-10	187	Jr.-1L
<b>KO</b>	<b>32</b>	<b>Avery Atkins</b>	<b>5-11</b>	<b>217</b>	<b>So.-1L</b>
<b>P</b>	<b>38</b>	<b>Zach Von Rosenberg</b>	<b>6-5</b>	<b>240</b>	<b>Jr.-2L</b>
	32	Avery Atkins	5-11	217	So.-1L

**BOLD Indicates Returning Starter**

<b>SNP</b>	<b>48</b>	<b>Blake Ferguson</b>	<b>6-3</b>	<b>235</b>	<b>Sr.-3L</b>
	47	Quentin Skinner	6-0	253	Fr.-HS
<b>HOLDER</b>	38	Zach Von Rosenberg	6-5	240	Jr.-2L
<b>KOR</b>	22	Clyde Edwards-Helaire	5-8	209	Jr.-2L
<b>PR</b>	24	Derek Stingley Jr.	6-1	190	Fr.-HS



## ASSISTANT COACHES



### Dave Aranda

Associate Head Coach  
Defensive Coordinator/Linebackers

**YEAR AT LSU:** Fourth  
**BIRTHDATE:** Sept. 29, 1976, in Redlands, Calif.  
**WIFE:** Dione  
**CHILDREN:** Jaelyn, Jordyn, Ronin  
**HIGH SCHOOL:** Redlands HS, 1994  
**COLLEGE:** California Lutheran, 1999  
**POSTGRADUATE:** Texas Tech, 2002



### Bill Johnson

Defensive Line

**YEAR AT LSU:** 1st  
**BIRTHDATE:** June 23, 1955 in Monroe, Louisiana  
**WIFE:** Dawn  
**CHILDREN:** Abbie, Billy  
**HIGH SCHOOL:** Neville High School  
**COLLEGE:** Northwestern State, 1980



### Joe Brady

Passing Game Coordinator/Wide Receivers

**YEAR AT LSU:** First  
**BIRTHDATE:** September 23, 1989, in Pembroke Pines, Fla.  
**HIGH SCHOOL:** Everglades High School  
**COLLEGE:** William & Mary, 2013  
**POSTGRADUATE:** Penn State, 2018



### Mickey Joseph

Wide Receivers

**YEAR AT LSU:** Third  
**BIRTHDATE:** March 5, 1968, in New Orleans, La.  
**WIFE:** Priscilla  
**CHILDREN:** Jacob, Zachary, Makiyah, Maya, Malania  
**HIGH SCHOOL:** Archbishop Shaw HS  
**COLLEGE:** Nebraska, 1993



### Bill Busch

Safeties

**YEAR AT LSU:** Second  
**BIRTHDATE:** April 27, 1965, in Pender, Neb.  
**WIFE:** Laura  
**CHILDREN:** Sydney, Olivia and Gianna  
**COLLEGE:** Nebraska Wesleyan, 1993  
**POSTGRADUATE:** Nebraska-Kearney, 1990



### Greg McMahon

Special Teams

**YEAR AT LSU:** Third  
**BIRTHDATE:** January 2, 1960, in Rantoul, Ill.  
**WIFE:** Linda  
**CHILDREN:** Drew, Lisa, Sam  
**HIGH SCHOOL:** Rantoul Township High School  
**COLLEGE:** Eastern Illinois, 1982



### James Cregg

Offensive Line

**YEAR AT LSU:** Second  
**BIRTHDATE:** August 18, 1973, in Syracuse, N.Y.  
**WIFE:** Dayna  
**CHILD:** McKenzie  
**COLLEGE:** Colorado State, 1997



### Corey Raymond

Cornerbacks

**YEAR AT LSU:** Eighth  
**BIRTHDATE:** Sept. 28, 1969, in New Iberia, La.  
**CHILDREN:** Cody, Ariel, Christopher and Madison  
**HIGH SCHOOL:** New Iberia HS  
**COLLEGE:** LSU, 1992



### Steve Ensminger

Offensive Coordinator/Quarterbacks

**YEAR AT LSU:** Ninth  
**BIRTHDATE:** Sept. 15, 1958, in Baton Rouge, La.  
**WIFE:** Amy  
**CHILDREN:** Krystalin, Brittany Rose and Steven  
**HIGH SCHOOL:** Central HS  
**COLLEGE:** LSU, 1982



### Tommie Robinson

Assistant Head Coach/Running Backs  
Recruiting Coordinator

**YEAR AT LSU:** Third  
**BIRTHDATE:** April 4, 1963, in Phenix City, Ala.  
**WIFE:** Lartonyar  
**CHILDREN:** Dantrell, Towanda, Trey  
**HIGH SCHOOL:** Central HS (Phenix City, Ala.)  
**COLLEGE:** Troy, 1985

# LSU RECORD BOOK WATCH

## RUSHING YARDS BY A QUARTERBACK

### CAREER

1.	1,018	Jordan Jefferson	2008-11
2.	890	Fred Haynes	1966-68
3.	829	David Woodley	1976-79
4.	821	Nelson Stokley	1965-67
5.	778	Herb Tyler	1995-98
6.	671	Paul Lyons	1970-72
7.	617	Marcus Randall	2001-04
8.	542	Alan Risher	1980-82
9.	504	Steve Ensminger	1976-79
493	<b>Joe Burrow</b>	<b>2018-Present</b>	

## RUSHING TDS BY A QUARTERBACK

### CAREER

1.	23	Herb Tyler	1995-98
2.	15	David Woodley	1977-79
3.	13	Alan Risher	1980-82
13	Nelson Stokley	1965-67	
5.	12	Jordan Jefferson	2008-11
6.	10	Steve Ensminger	1976-79
7.	<b>9</b>	<b>Joe Burrow</b>	<b>2018-Present</b>
9	Jeff Wickersham	1982-85	
8.	8	Bert Jones	1970-72
8	Mike Hillman	1967-69	

## PASSING ATTEMPTS

### CAREER

1.	1,163	Tommy Hodson (674 comp., 9,115 yards)	1986-89
2.	1,005	Jeff Wickersham (587 comp., 6,921 yards)	1982-85
3.	934	Jamie Howard (459 comp., 6,158 yards)	1992-95
4.	797	JaMarcus Russell (493 comp., 6,625 yards)	2004-06
5.	716	Herb Tyler (434 comp., 5,876 yards)	1995-98
6.	678	Jordan Jefferson (397 comp., 4,733 yards)	2008-11
7.	659	Zach Mettenberger (407 comp., 5,783 yards)	2011-13
8.	623	Josh Booty (307 comp., 3,951 yards)	1999-2000
9.	615	Alan Risher (381 comp., 4,585 yards)	1980-82
10.	<b>597</b>	<b>Joe Burrow (392 comp., 5,378 yards)</b>	<b>2018-Present</b>

## COMPLETIONS

### CAREER

1.	674	Tommy Hodson (1,163 atts., 9,115 yards)	1986-89
2.	587	Jeff Wickersham (1,005 atts., 6,921 yards)	1982-85
3.	493	JaMarcus Russell (797 atts., 6,625 yards)	2004-06
4.	459	Jamie Howard (934 atts., 6,158 yards)	1992-95
5.	434	Herb Tyler (715 atts., 5,876 yards)	1995-98
6.	407	Zach Mettenberger (659 atts., 5,783 yards)	2011-13
7.	397	Jordan Jefferson (678 atts., 4,733 yards)	2008-11
8.	<b>392</b>	<b>Joe Burrow (597 atts., 5,378 yards)</b>	<b>2018-Present</b>
9.	381	Alan Risher (615 atts., 4,585 yards)	1980-82
10.	325	Danny Etling (544 att., 4,586 yards)	2016-17

## PASSING YARDS

### CAREER

1.	9,115	Tommy Hodson (674-1,163)	1986-89
2.	6,921	Jeff Wickersham (587-1,005)	1982-85
3.	6,625	JaMarcus Russell (493-797)	2004-06
4.	6,158	Jamie Howard (459-934)	1992-95
5.	5,876	Herb Tyler (434-715)	1995-98
6.	5,783	Zach Mettenberger (407-659)	2011-13
7.	<b>5,378</b>	<b>Joe Burrow (392-597)</b>	<b>2018-Present</b>
8.	4,733	Jordan Jefferson (397-678)	2008-11
9.	4,586	Danny Etling (325-544)	2016-17
10.	4,585	Alan Risher (381-615)	1980-82

## PASSING YARDS

### SEASON

1.	3,347	Rohan Davey (217-367)	2001
2.	3,129	JaMarcus Russell (232-343)	2006
3.	3,082	Zach Mettenberger (192-296)	2013
4.	<b>2,894</b>	<b>Joe Burrow (219-379)</b>	<b>2018</b>
5.	2,825	Matt Mauck (229-358)	2003
6.	2,655	Tommy Hodson (183-317)	1989
7.	2,609	Zach Mettenberger (207-352)	2012
8.	2,542	Jeff Wickersham (193-337)	1983
9.	<b>2,484</b>	<b>Joe Burrow (173-218)</b>	<b>2019</b>
10.	2,463	Danny Etling (165-275)	2017

## TOUCHDOWN PASSES

### CAREER

1.	69	Tommy Hodson	1986-89
2.	52	JaMarcus Russell	2004-06
3.	<b>45</b>	<b>Joe Burrow</b>	<b>2018-Present</b>
4.	40	Herb Tyler	1995-98
5.	37	Matt Mauck	2001-03
6.	35	Zach Mettenberger	2011-13
7.	34	Jamie Howard	1992-95
34	Jordan Jefferson	2008-11	
9.	32	Jarrett Lee	2008-11
10.	31	Matt Flynn	2004-07
31	Alan Risher	1980-82	

## TOUCHDOWN PASSES

### SEASON

1.	<b>29</b>	<b>Joe Burrow</b>	<b>2019</b>
2.	28	JaMarcus Russell	2006
28	Matt Mauck	2003	
4.	22	Zach Mettenberger	2013
22	Tommy Hodson	1989	
6.	21	Matt Flynn	2007
7	19	Tommy Hodson	1986
8.	18	Rohan Davey	2001
18	Herb Tyler	1998	
10.	17	Josh Booty	2000
17	Jordan Jefferson	2009	
17	Alan Risher	1982	

## TOUCHDOWN PASSES

### SINGLE SEASON - SEC

1.	44	Drew Lock, Missouri	2017
2.	43	Tua Tagovailoa, Alabama	2018
3.	40	André Woodson, Kentucky	2007
4.	39	Danny Wuerffel, Florida	1996
5.	37	Tim Couch, Kentucky	1997
37	Johnny Manziel, Texas A&M	2013	
7.	36	Peyton Manning, Tennessee	1997
36	Tim Couch, Kentucky	1998	
36	Aaron Murray, Georgia	2012	
10.	35	Danny Wuerffel, Florida	1995
35	Aaron Murray, Georgia	2011	
<b>127. 29</b>	<b>Joe Burrow, LSU</b>	<b>2019</b>	

## 300-YARD PASSING GAMES

### CAREER

1.	<b>7</b>	<b>Joe Burrow</b>	<b>2018-present</b>
7	Rohan Davey	1998-2001	
3.	3	Zach Mettenberger	2011-13
3	Jamie Howard	1992-95	
5.	2	Danny Etling	2016-17
2	Matt Flynn	2004-07	
2	JaMarcus Russell	2004-06	
2	Matt Mauck	2001-03	
2	Tommy Hodson	1986-89	
2	Jeff Wickersham	1982-85	

## 300-YARD PASSING GAMES

### SEASON

1.	6	Rohan Davey	2001
2.	<b>5</b>	<b>Joe Burrow</b>	<b>2019</b>
2.	3	Zach Mettenberger	2013
3.	<b>2</b>	<b>Joe Burrow</b>	<b>2018</b>
2	Matt Flynn	2007	
2	JaMarcus Russell	2006	
2	Matt Mauck	2003	
2	Jamie Howard	1995	
2	Tommy Hodson	1989	
2	Jeff Wickersham	2983	

## CONSECUTIVE 300-YARD PASSING GAMES

1.	<b>4</b>	<b>Joe Burrow</b>	<b>2019</b>
471	at #9 Texas, 373 vs. Northwestern St.,		
398	at Vanderbilt, 344 vs. Utah St.		
2.	3	Rohan Davey	2001
528	at Alabama, 318 vs. Middle Tennessee		
359	vs. #24 Arkansas		
3.	2	Zach Mettenberger	2013
372	at #9 Georgia, 340 at Mississippi State		
2	Matt Flynn	2007	
319	vs. #18 Auburn, 353 at #17 Alabama		
2	Tommy Hodson	1989	
438	vs. #11 Tennessee, 381 at Ole Miss		
2	Jeff Wickersham	1983	
344	vs. #19 Alabama, 368 vs. Mississippi State		

## CONSECUTIVE COMPLETIONS

1.	14	JaMarcus Russell (vs. Mississippi State)	2006
14	Matt Mauck (vs. Louisiana Tech)	2003	
14	Chad Loup (vs. Arkansas)	1993	
4.	<b>12</b>	<b>Joe Burrow (vs. Florida)</b>	<b>2019</b>
12	<b>Joe Burrow (at Vanderbilt)</b>	<b>2019</b>	
12	Zach Mettenberger (at Mississippi State)	2013	
12	Tommy Hodson (at Tennessee)	1988	
12	Jeff Wickersham (at Tulane)	1985	
12	Alan Risher (vs. Rice)	1981	
10.	<b>11</b>	<b>Joe Burrow (at Mississippi State)</b>	<b>2019</b>
11	<b>Joe Burrow (at Texas)</b>	<b>2019</b>	
11	Danny Etling (vs. BYU)	2017	
11	Rohan Davey (vs. Western Carolina)	2000	

## TOTAL YARDS

### CAREER

1.	8,938	Tommy Hodson	1986-89
(-177 rush, 9,115 pass)			
2.	6,705	Jeff Wickersham	1982-85
(-216 rush, 6,921 pass)			
3.	6,704	JaMarcus Russell	2004-06
(79 rush, 6,625 pass)			
4.	6,654	Herb Tyler	1995-98
(778 rush, 5,876 pass)			
5.	6,010	Jamie Howard	1992-95
(-148 rush, 6,158 pass)			
6.	<b>5,871</b>	<b>Joe Burrow</b>	<b>2018-Present</b>
<b>(493 rush, 5,378 pass)</b>			
7.	5,751	Jordan Jefferson	2008-11
(1,018 rush, 4,733 pass)			
8.	5,470	Zach Mettenberger	2011-13
(-313 rush, 5,783 pass)			
9.	5,127	Alan Risher	1980-82
(542 rush, 4,585 pass)			
10.	4,760	Danny Etling	2016-17
(174 rush, 4,586 pass)			

### SEASON

1.	Rohan Davey	3,351	2001
(4 rush, 3,347 pass)			
2.	Joe Burrow	3,293	2018
(399 rush, 2,894 pass)			
3.	JaMarcus Russell	3,271	2006
(142 rush, 3,129 pass)			
4.	Zach Mettenberger	2,949	2013
(-133 rush, 3,082 pass)			
5.	Matt Mauck	2,922	2003
(97 rush, 2,825 pass)			
6.	Matt Flynn	2,622	2007
(215 rush, 2,407 pass)			
7.	Tommy Hodson	2,604	1989
(-51 rush, 2,655 pass)			
8.	Danny Etling	2,591	2017
(128 rush, 2,463 pass)			
9.	<b>Joe Burrow</b>	<b>2,578</b>	<b>2019</b>
<b>(94 rush, 2,484 pass)</b>			
10.	Jeff Wickersham	2,436	1983
(-106 rush, 2,542 pass)			

## MOST TOUCHDOWNS RESPONSIBLE FOR

### CAREER

1.	71	Tommy Hodson (2 rush, 69 pass)	1986-89
2.	63	Herb Tyler (23 rush, 40 pass)	1995-98
3.	56	JaMarcus Russell (4 rush, 52 pass)	2004-06
4.	<b>54</b>	<b>Joe Burrow (9 rush, 45 pass)</b>	<b>2018-Present</b>
5.	53	Kevin Faulk (46 rush, 4 rec, 2 PR, 1 KOR)	1995-98
6.	50	Dalton Hilliard (44 rush, 6 rec)	1982-85
7.	46	Jordan Jefferson (12 rush, 34 pass)	2008-11
8.	44	Alan Risher (13 rush, 31 pass)	1980-82
9.	42	Leonard Fournette (40 rush, 1 rec, 1 KOR)	2014-16
42	Matt Mauck (5 rush, 37 pass)	2001-03	

## MOST TOUCHDOWNS RESPONSIBLE FOR

### SEASON

1.	<b>31</b>	<b>Joe Burrow (2 rush, 29 pass)</b>	<b>2019</b>
2.	29	JaMarcus Russell (1 rush, 28 pass)	2006
29	Matt Mauck (1 rush, 28 pass)	2003	
4.	25	Matt Flynn (4 rush, 21 pass)	2007
25	Herb Tyler (7 rush, 18 pass)	19986	
6.	24	Tommy Hodson (2 rush, 22 pass)	1989
7.	<b>23</b>	<b>Joe Burrow (7 rush, 16 pass)</b>	<b>2018</b>
23	Leonard Fournette (22 rush, 1 rec.)	2015	
9.	22	Zach Mettenberger (22 pass)	2013
10.	21	Alan Risher (4 rush, 17 pass)	1982

# LSU RECORD BOOK WATCH

## LSU'S ALL-TIME STARTING QUARTERBACK CAREER RECORD (SINCE 1957)

YEARS	QB	CAREER RECORD BY WINS
1986-89	Tommy Hodson	31-14-1
1995-98	Herb Tyler	27-11
2004-06	JaMarcus Russell	26-4
1957-59	Warren Rabb	25-7
2008-11	Jordan Jefferson	24-8
1983-85	Jeff Wickersham	21-12-2
1960-62	Jimmy Field	20-6-2
2011-13	Zach Mettenberger	19-6
2001-03	Matt Mauck	18-2
<b>2018-pres.</b>	<b>Joe Burrow</b>	<b>17-3</b>
1980-82	Alan Risher	17-14-2
2016-17	Danny Etling	16-7
2008-11	Jarrett Lee	14-4
1977-79	David Woodley	14-7
1963-65	Pat Screen	13-3-1
1970-72	Bert Jones	12-4-1
1999-01	Rohan Davey	12-5
1992-95	Jamie Howard	12-19-1
2004-07	Matt Flynn	11-2
1967-69	Mike Hillman	11-2
1966-68	Fred Haynes	11-5-1
1976-79	Steve Ensminger	11-6

## QUARTERBACK-RECEIVER TD COMBINATIONS

CAREER	
1. 23	JaMarcus Russell-Dwayne Bowe
2. 21	Tommy Hodson-Wendell Davis
3. 15	<b>Joe Burrow-Justin Jefferson</b>
15	Zach Mettenberger-Jarvis Landry
4. 14	Tommy Hodson-Eddie Fuller
14	Matt Mauck -Devery Henderson
7. 13	Tommy Hodson-Eddie Fuller
13	Rohan Davey-Josh Reed
8. 12	<b>Joe Burrow-Ja'Marr Chase</b>
12	JaMarcus Russell-Early Doucet
9. 11	Jordan Jefferson-Brandon LaFell
-- 6	<b>Joe Burrow-Terrace Marshall Jr.</b>

## PLAYS CAREER

1. 1,307	Tommy Hodson	1986-89
	(144 rush, 1,163 pass)	
2. 1,181	Jeff Wickersham	1982-85
	(176 rush, 1,005 pass)	
3. 1,063	Jamie Howard	1992-95
	(129 rush, 934 pass)	
4. 1,037	Jordan Jefferson	2008-11
	(359 rush, 678 pass)	
5. 1,007	Herb Tyler	1995-98
	(291 rush, 716 pass)	
6. 992	Alan Risher	1980-82
	(377 rush, 615 pass)	
7. 936	JaMarcus Russell	2004-06
	(139 rush, 797 pass)	
8. 884	Dalton Hilliard	1982-85
	(882 rush, 2 pass)	
9. 859	Kevin Faulk	1995-98
	(856 rush, 3 pass)	
10. 857	Charles Alexander	1975-78
	(855 rush, 2 pass)	
-- 764	<b>Joe Burrow</b>	<b>2018-Present</b>
	(167 rush, 597 pass)	

## COMPLETION PERCENTAGE SEASON (MIN. 50 ATTS.)

1. 79.4	<b>Joe Burrow (173-218)</b>	<b>2019</b>
2. 68.0	Ryan Perrilloux (51-75)	2007
3. 67.8	JaMarcus Russell (232-342)	2006
4. 65.2	Herb Tyler (45-69)	1995
5. 64.9	Zach Mettenberger (192-296)	2013
6. 64.4	Rohan Davey (38-59)	2000
7. 64.0	Nelson Stokley (32-50)	1965
8. 63.9	Matt Mauck (229-358)	2003
9. 63.7	Alan Risher (149-234)	1982
10. 63.0	Alan Risher (150-238)	1981
63.0	Marcus Randall (102-162)	2004

## 100-YARD RECEIVING GAMES

CAREER		
1. 18	Josh Reed	1999-2001
2. 13	Wendell Davis	1984-87
3. 11	Eric Martin	1981-84
4. 9	Tony Moss	1986-89
9	Andy Hamilton	1969-71
6. 8	Todd Kinchen	1989-91
7. 7	Odell Beckham Jr.	2011-13
7	Michael Clayton	2001-03
9. 6	<b>Justin Jefferson</b>	<b>2017-Present</b>
6	Jarvis Landry	2011-13
10. 5	Travin Dural	2013-16
5	Malachi Dupre	2014-16
5	Rueben Randle	2009-11
5	Terrence Toliver	2007-10
5	Abram Booty	1997-99
5	Tommy Morel	1966-68
-- 3	<b>Ja'Marr Chase</b>	<b>2018-Present</b>

## 100-YARD RECEIVING GAMES

SEASON		
1. 11	Josh Reed	2001
2. 6	Josh Reed	2000
6	Wendell Davis	1987
6	Wendell Davis	1986
5. 5	Odell Beckham Jr.	2013
5	Jarvis Landry	2013
5	Tony Moss	1988
5	Eric Martin	1983
5	Andy Hamilton	1971
10. 4	<b>Justin Jefferson</b>	<b>2019</b>
4	DJ Chark	2017
4	Rueben Randle	2011
4	Michael Clayton	2003
4	Todd Kinchen	1990
4	Tony Moss	1989
4	Eric Martin	1982
4	Andy Hamilton	1970
4	Tommy Morel	1968
-- 3	<b>Ja'Marr Chase</b>	<b>2019</b>

## TOUCHDOWN CATCHES

SEASON		
1. 12	Dwayne Bowe	2006
2. 11	Brandon LaFell	2009
11	Devery Henderson	2003
11	Wendell Davis	1986
5. 10	Jarvis Landry	2013
10	Michael Clayton	2003
10	Josh Reed	2000
10	Carlos Carson	1977
9. 9	<b>Justin Jefferson</b>	<b>2019</b>
9	<b>Ja'Marr Chase</b>	<b>2019</b>
9	Dwayne Bowe	2005
9	Eddie Fuller	1989
9	Tony Moss	1989
9	Andy Hamilton	1971
26. 6	<b>Terrace Marshall Jr.</b>	<b>2019</b>

## PUNTING AVERAGE

CAREER (MIN. 65 PUNTS)		
1. 44.68	<b>Zach Von Rosenberg (107/4,781)</b>	<b>ACTIVE</b>
2. 44.58	Brad Wing (118/5,261)	2011-12
3. 44.1	Patrick Fisher (65/2,865)	2004-07
4. 42.9	Chad Kessler (186/7,976)	1994-97
5. 42.6	Jamie Keehn (184/7,837)	2012-15
6. 42.4	Derek Helton (80/3,397)	2009-10
7. 42.0	Donnie Jones (233/9,788)	2000-03
8. 41.2	Eddie Ray (153/6,309)	1967-69
9. 41.1	Chris Jackson (146/5,994)	2003-06
10. 40.6	Clay Parker (180/7,304)	1981-84



## THE LAST MEETING

**LSU** **22**  
**Auburn** **21**

September 15, 2018 • Jordan-Hare Stadium • Auburn, Ala.

### Tracy's Walk-Off Caps Comeback Win at No. 7 Auburn

Cole Tracy made a 42-yard field goal as time expired, as the No. 12-ranked LSU football team defeated No. 7 Auburn, 22-21, on Saturday on The Plains. LSU (3-0, 1-0 SEC) knocked off its second top-10 opponent - No. 8 Miami and No. 7 Auburn - in the first three weeks of the 2018 season, each away from Tiger Stadium. The last team to beat two AP top-10 teams in the first three weeks of a season was Missouri in 1976. LSU quarterback Joe Burrow, a transfer from Ohio State, earned his first SEC victory in one of the most hostile environments, as the visiting Tigers won at Auburn for the first time since 2012. Burrow was 15-of-34 passing for 249 yards including a 71-yard touchdown pass to Derrick Dillon that pulled LSU within two, 21-19, with 8:18 to play. On the final drive of the game, he led the Tigers on a 14-play, 52-yard drive that used the final 5:38 of the clock and ended with Tracy's 42-yard field goal that split the uprights with the clock at 0:00. The walk-off field goal was LSU's first in regulation since at least 1941. Running back Nick Brossette led LSU with 69 rushing yards on 19 carries, while Burrow had 22 net yards on 10 carries including a sack. Wide receiver Justin Jefferson had a team-best 97 yards on five catches, while Dee Anderson added 41 yards on three grabs including a key first-down catch-and-stretch to keep LSU's final drive alive. Tracy, made 3-of-4 field goals with makes from 33, 27 and the game-winner of 42 yards. The miss - his only in nine attempts in 2018 - was from 53 yards in the first quarter. Save 21-straight points by Auburn in a 10-minute segment of the game spanning the second and third quarters, LSU's defense controlled the game. Auburn was held scoreless in the first 24:54 and the final 25:38 of the game. Safety Grant Delpit led LSU with 10 tackles, while linebackers Devin White and Jacob Phillips each had eight. Both Delpit and Greedy Williams had interceptions. LSU outgained Auburn, 370-328, held the ball for 10 minutes longer than Auburn, converted 8-of-20 third downs and overcame a season-high nine penalties for 91 yards. Auburn also had nine penalties for 111 yards, including a key pass interference penalty that setup LSU's winning field goal. Quarterback Jarrett Stidham led the Auburn offense, completing 16-of-28 passes for 198 yards with a touchdown and two interceptions. Redshirt freshman Ja'Tarvious Whitlow had 104 rushing yards on 22 carries with a 7-yard touchdown run, while back Shaun Shivers had 25 yards and a 7-yard score. Darius Slayton caught a 4-yard touchdown pass on third-and-goal to give Auburn a 21-10 lead with 10:38 left in the third quarter. A 20-yard catch by Anderson turned into a 35-yard gain when a face-mask penalty was called. Following a 7-yard run for a first down by Brossette, wide receiver Jonathan Giles drew a pass interference penalty that gave LSU first-and-goal at the 8. When three plays netted one yard, LSU settled for a 27-yard Tracy field goal and trailed 21-13 with 3:58 to play in the third quarter. On the first play of the drive, Burrow got perfect protection and found Dillon streaking across the middle of the field. Burrow's lofted a pass just over the linebacker and into Dillon's hands in stride. Dillon sprinted untouched to the Auburn 10 before dodging a tackle and completing a 71-yard catch-and-run for a touchdown. LSU trailed 21-19 when its two-point pass attempt to Jefferson fell incomplete in the back of the endzone. With less than five minutes on the clock, the Tigers were able to get the ball to Auburn's 24-yard line. The final snap was a 42-yard field goal from Tracy, which ended the game 22-21.

## STATISTICAL COMPARISON (2019)

Category	LSU	Auburn	CONF. (FBS) RANKING	
			LSU	Auburn
Record:	6-0	6-1		
Conference:	2-0	3-1		
3rd Down Conversion:	.513	.449	2(7)	3(27)
Opp. 3rd Down Conversion:	.333	.298	6(30)	1(1)
4th Down Conversion:	.667	.333	4(27)	10(109)
4th Down Conversion Defense	.273	.273	2(8)	2(8)
Fewest Penalties	39.0	49.0	1(37)	12(95)
Fewest Penalty Yards	401.0	396.0	9(73)	6(69)
1st Down Defense	129.0	125.0	4(34)	3(30)
1st Down Offense	182.0	151.0	1(8)	9(57)
Kickoff Return Defense	19.50	19.38	6(43)	4(40)
Kickoff Returns	25.11	16.80	1(19)	12(121)
Net Punting	42.35	37.55	4(15)	9(80)
Passing Offense	385.7	193.6	1(2)	12(103)
Passing Yards Allowed	226.1	224.7	10(70)	9(68)
Punt Returns	13.87	13.93	5(16)	4(15)
Punt Return Defense	4.00	22.38	2(25)	14(127)
Red Zone Offense	1.000	.833	1(1)	6(64)
Red Zone Defense	.684	.700	4(11)	5(13)
Rushing Defense	93.3	94.3	2(10)	3(12)
Rushing Offense	154.1	239.6	9(79)	1(1)
Sacks Allowed	1.71	1.43	4(47)	3(30)
Scoring Defense	20.0	17.1	6(26)	5(16)
Scoring Offense	50.1	36.3	1(2)	3(23)
Passing Efficiency	204.25	139.39	1(2)	6(59)
Passing Efficiency Defense	120.48	116.14	8(38)	7(29)
Sacks	2.43	2.86	6(46)	2(27)
Tackles for Loss	6.4	7.7	5(55)	1(17)
Time of Possession	28.32	29.42	11(96)	8(75)
Total Defense	319.4	319.0	4(24)	3(23)
Total Offense	539.9	433.1	1(3)	6(50)
Turnover Margin	5	1	2(19)	7(54)
Turnovers Gained	11	13	10(54)	4(22)
Turnovers Lost	6	12	2(10)	8(90)

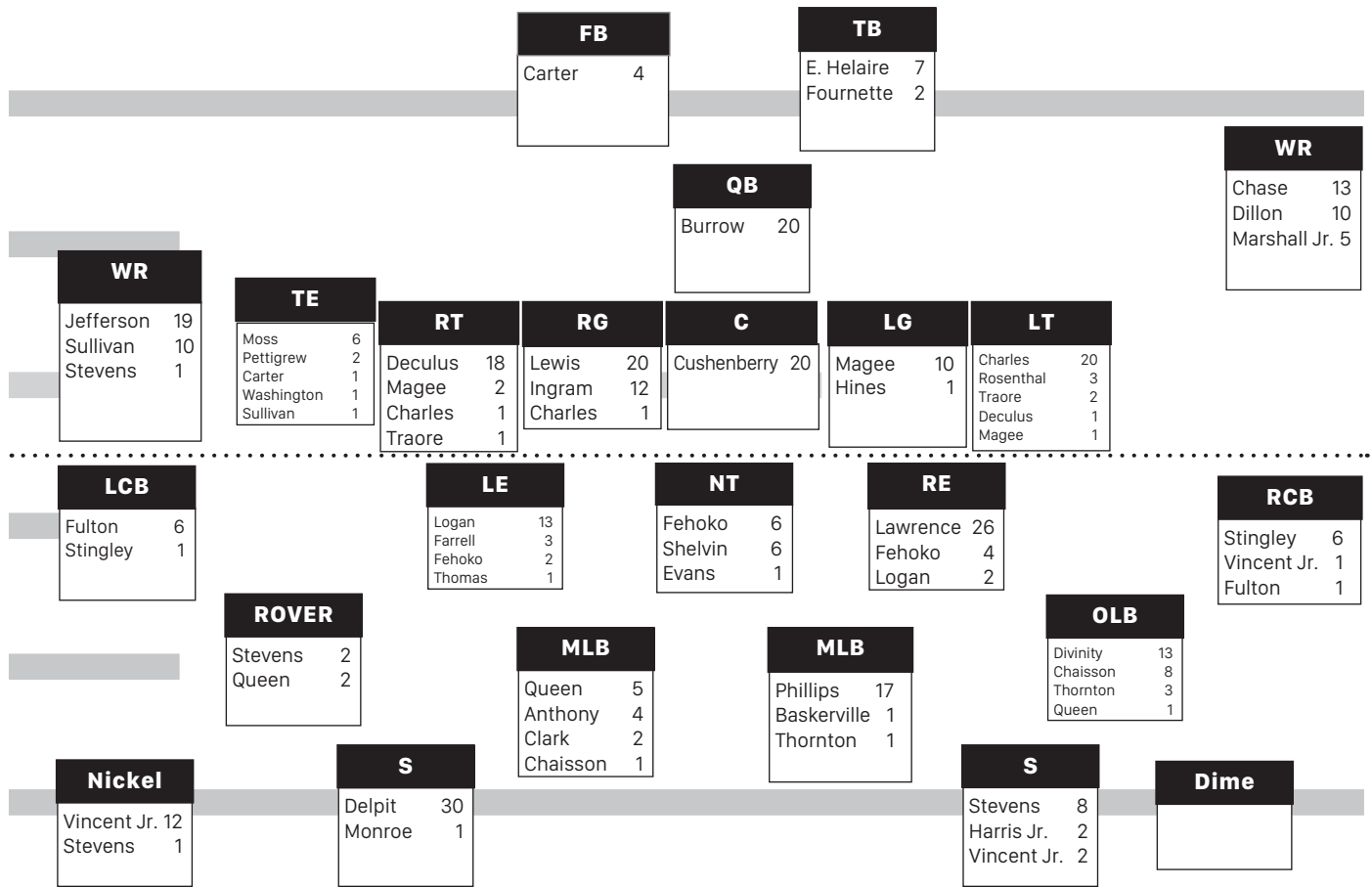
**Series Notes:** LSU and Auburn will meet for the 54th time with LSU holding a 30-22-1 advantage in the series. LSU is looking to extend its win streak over Auburn to three games after winning 27-23 over No. 10 Auburn in 2017 and 22-21 in 2018 when Auburn was ranked number seven in the country. This will be the fifth time LSU and Auburn will meet while both being ranked inside the top-10 in the nation. In 1972, No. 8 LSU defeated No. 9 Auburn 35-7. In 2006, No. 3 Auburn defeated No. 6 LSU in a defensive battle, 7-3. Two years later in 2008, No. 6 LSU defeated No. 10 Auburn 26-21. The final such meeting came in 2010, when No. 5 Auburn defeated No. 6 LSU 24-17. LSU holds a 2-0 record against Auburn while being ranked in the top-two in the nation.

## The Series: LSU Leads 30-22-1

Year	Results	Rankings	Date (Site)
1901	LSU, 28-0	NR/NR	Nov. 20 at Baton Rouge
1902	LSU, 5-0	NR/NR	Oct. 27 at Baton Rouge
1903	AU, 12-0	NR/NR	Nov. 11 at Auburn
1908	LSU, 10-2	NR/NR	Oct. 31 at Auburn
1912	AU, 7-0	NR/NR	Nov. 9 at Mobile
1913	AU, 7-0	NR/NR	Nov. 1 at Mobile
1924	AU, 3-0	NR/NR	Oct. 25 at Birmingham
1926	LSU, 10-0	NR/NR	Oct. 16 at Montgomery
1927	LSU, 9-0	NR/NR	Oct. 15 at Montgomery
1934	LSU, 20-6	NR/NR	Oct. 13 at Baton Rouge
1935	LSU, 6-0	NR/NR	Nov. 2 at Baton Rouge
1936	LSU, 19-6	#7/NR	Nov. 14 at Birmingham
1937	LSU, 9-7	#12/#14	Nov. 13 at Baton Rouge
1938	AU, 28-6	NR/NR	Nov. 12 at Birmingham
1939	AU, 21-7	NR/NR	Nov. 18 at Baton Rouge
1940	LSU, 21-13	NR/NR	Nov. 16 at Birmingham
1941	Tie, 7-7	NR/NR	Nov. 15 at Baton Rouge
1942	AU, 25-7	NR/NR	Nov. 14 at Birmingham
1969	LSU, 21-20	#9/#14	Oct. 25 at Baton Rouge
1970	LSU, 17-9	#14/#6	Oct. 24 at Auburn
1972	LSU, 35-7	#8/#9	Oct. 14 at Baton Rouge
1973	LSU, 20-6	#10/NR	Oct. 13 at Auburn
1980	LSU, 21-17	NR/NR	Oct. 11 at Baton Rouge
1981	AU, 19-7	NR/NR	Oct. 10 at Auburn
1988	LSU, 7-6	NR/#4	Oct. 8 at Baton Rouge
1989	AU, 10-6	NR/#12	Oct. 14 at Auburn
1992	AU, 30-28	NR/NR	Sept. 19 at Auburn
1993	AU, 34-10	NR/NR	Sept. 18 at Baton Rouge
1994	AU, 30-26	NR/#11	Sept. 17 at Auburn
1995	LSU, 12-6	NR/#5	Sept. 16 at Baton Rouge
1996	LSU, 19-15	#21/#13	Sept. 21 at Auburn
1997	AU, 31-28	#10/#12	Sept. 20 at Baton Rouge
1998	LSU, 31-19	#7/NR	Sept. 19 at Auburn
1999	AU, 41-7	NR/NR	Sept. 18 at Baton Rouge
2000	AU, 34-17	NR/#24	Sept. 16 at Auburn
2001	LSU, 27-14	#22/#25	Dec. 1 at Baton Rouge
2002	AU, 31-7	#10/NR	Oct. 26 at Auburn
2003	LSU, 31-7	#9/#17	Oct. 25 at Baton Rouge
2004	AU, 10-9	#5/#14	Sept. 18 at Auburn
2005	LSU, 20-17 (OT)	#7/#16	Oct. 22 at Baton Rouge
2006	AU, 7-3	#6/#3	Sept. 16 at Auburn
2007	LSU, 30-24	#5/#18	Oct. 20 at Baton Rouge
2008	LSU, 26-21	#6/#10	Sept. 20 at Auburn
2009	LSU, 31-10	#9/NR	Oct. 24 at Baton Rouge
2010	AU, 24-17	#6/#5	Oct. 23 at Auburn
2011	LSU, 45-10	#1/#19	Oct. 22 at Baton Rouge
2012	LSU, 12-10	#2/NR	Sept. 22 at Auburn
2013	LSU, 35-21	#6/NR	Sept. 21 at Baton Rouge
2014	AU, 41-7	#15/#5	Oct. 4 at Auburn
2015	LSU, 45-21	#13/#18	Sept. 19 at Baton Rouge
2016	AU, 18-13	#18/NR	Sept. 24 at Auburn
2017	LSU, 27-23	NR/#10	Oct. 14 at Baton Rouge
2018	LSU, 22-21	#12/#7	Sept. 15 at Auburn

At Baton Rouge: LSU Leads 18-5-1  
 At Auburn: AU Leads 12-8  
 At Neutral Sites: AU Leads 5-4  
 Ed Orgeron vs. Auburn: 2-3

# LSU GAME-BY-GAME STARTERS



**(Games Played/Starts) '16 '17 '18 '19 Total Consecutive Starts**

Andre Anthony, LB	--	--	13/3	5/2	18/5	-
Avery Atkins, PK	--	--	13/0	7/0	20/0	-
Micah Baskerville, LB	--	--	8/1	5/0	13/1	-
Anthony Bradford, OL	--	--	--	2/0	2/0	-
Myles Brennan, QB	--	6/0	1/0	5/0	12/0	-
Marcel Brooks, S	--	--	--	4/0	4/0	-
Colby Brunet, WR	--	--	9/0	4/0	13/0	-
Joe Burrow, QB	--	--	13/13	7/7	20/20	20
Donavaughn Campbell, OL	4/0	1/0	3/1	3/0	11/1	-
Tory Carter, FB	--	12/1	12/4	5/0	29/5	-
Ja'Marr Chase, WR	--	--	13/7	6/6	19/13	4
K'Lavon Chaisson, LB	--	12/3	1/1	5/5	18/9	3
Saahdiq Charles, OL	--	--	13/9	10/10	3/3	26/22
Damone Clark, LB	--	--	13/0	7/2	20/2	-
Jarell Cherry, LB	--	--	1/0	3/0	4/0	-
Lloyd Cole, CB	--	--	--	7/0	7/0	-
Cade Comeaux, DB	--	--	--	1/0	1/0	-
Davin Cotton, DT	--	--	2/0	--	2/0	-
Chris Curry, RB	--	--	4/0	6/0	10/0	-
Lloyd Cushenberry II, C	--	11/0	13/13	7/7	31/20	20
Tyrion Davis-Price, RB	--	--	--	7/0	7/0	-
Austin Deculus, OL	--	13/0	13/12	7/7	33/19	19
Grant Delpit S	--	13/10	13/13	6/6	32/29	21
Derrick Dillon, WR	8/0	13/3	13/5	7/3	41/11	-
Michael Divinity Jr., LB	9/0	11/1	12/11	4/2	36/14	-
Clyde Edwards-Helaire, RB	--	13/0	13/0	7/7	33/7	7
John Emery Jr., RB	--	--	--	6/0	6/0	-
Joseph Evans, DL	--	--	--	3/1	3/1	-
Neil Farrel Jr., DE	--	5/0	10/0	7/3	22/3	-
Breiden Fehoko, DL	--	--	8/8	7/4	15/12	-
Blake Ferguson, SNP	2/0	13/0	13/0	7/0	35/0	-
Cordale Flott, CB	--	--	--	6/0	6/0	-
Lanard Fournette, RB	3/0	5/0	13/2	4/0	25/2	-
Evan Francioni, WR	--	--	--	3/0	3/0	-
Kristian Fulton, DB	3/0	--	10/10	7/7	20/17	7
Maurice Hampton Jr., S	--	--	--	6/0	6/0	-
Todd Harris Jr., S	--	13/0	11/1	3/1	27/2	-
Chasen Hines, OL	--	--	8/1	5/0	13/1	-
Brandon Hubicz, TE	--	--	--	1/0	1/0	-
Siaki Ika, DT	--	--	--	4/0	4/0	-
Ed Ingram, OG	--	13/12	--	3/0	16/12	-
Justin Jefferson, WR	--	6/0	13/12	7/7	26/19	12
Jaray Jenkins, WR	--	--	--	4/0	4/0	-
Nelson Jenkins, DT	--	--	1/0	--	1/0	-

**(Games Played/Starts) '16 '17 '18 '19 Total Consecutive Starts**

Raydarius Jones, CB	--	--	--	4/0	4/0	-
Kenan Jones, WR	--	--	13/0	2/0	15/0	-
Jontre Kirklind, CB	--	12/0	12/0	6/0	30/0	-
Rashard Lawrence, DE	9/0	10/10	13/13	4/3	36/26	1
Devonta Lee, WR	--	--	--	6/0	6/0	-
Cameron Lewis, S	--	2/0	3/0	7/0	12/0	-
Damien Lewis, OG	--	--	13/13	7/7	20/20	20
Glen Logan, DE	--	12/2	13/10	4/3	29/15	1
Adrian Magee, OG	3/0	12/1	10/4	7/7	31/12	7
Terrace Marshall Jr., WR	--	--	13/1	4/4	19/5	-
Kendall McCallum, LB	--	--	--	2/0	2/0	-
TK McLendon, TE	--	--	--	3/0	3/0	-
Racey McMath, WR	--	2/0	12/0	6/0	20/0	-
Wesley McKoy, WR	--	--	1/0	--	1/0	-
Aaron Moffitt, TE	--	--	--	6/0	6/0	-
Eric Monroe, DB	1/0	13/1	4/0	7/0	25/1	-
Derian Moore, S	--	--	--	1/0	1/0	-
Travez Moore, LB	--	--	3/0	2/0	5/0	-
Thaddeus Moss, TE	--	--	--	6/6	6/6	4
Manny Netherly, DB	--	1/0	11/0	--	12/0	-
Trey Palmer, WR	--	--	--	6/0	6/0	-
Jamal Pettigrew, TE	--	--	13/2	--	20/2	-
Jacob Phillips, LB	--	12/0	12/11	7/7	31/18	7
Tae Provens, RB	--	--	2/0	--	2/0	-
Patrick Queen, LB	--	12/0	13/4	7/4	32/8	4
Dare Rosenthal, OT	--	--	--	3/2	3/2	1
Jakori Savage, OL	--	11/0	7/0	6/0	24/0	-
Tyler Shelvin, DT	--	--	6/0	7/6	13/6	3
Quentin Skinner, LS	--	--	--	1/0	1/0	-
Jared Small, LB	--	--	4/0	3/0	7/0	-
Carlton Smith, LB	--	--	--	4/0	4/0	-
Donte Starks, LB	--	--	--	3/0	3/0	-
JaCoby Stevens, S	--	6/1	11/4	7/7	24/12	11
Derek Stingley Jr., CB	--	--	--	7/7	7/7	7
Stephen Sullivan, WR	8/0	13/8	13/1	6/2	40/11	1
Justin Thomas, DE	--	2/0	5/0	5/1	12/1	-
Ray Thornton, LB	--	6/2	12/2	6/0	24/4	-
Badara Traore, OT	--	--	13/2	5/1	18/3	-
Charles Turner, OL	--	--	--	2/0	2/0	-
Kary Vincent Jr., CB	--	11/3	13/7	7/5	31/15	3
Zach Von Rosenberg, P	--	11/0	13/0	7/0	31/0	-
Jay Ward, CB	--	--	--	5/0	5/0	-
Cameron Wire, OT	--	--	--	2/0	2/0	-
Cade York, K	--	--	--	7/0	7/0	-

## GAME-BY-GAME PARTICIPATION

##	PLAYER	GP/GS	GS	TEXAS	NSU	VANDY	USU	UF	MSU	AUB	UA	OM	ARK	TAMU
4	John Emery Jr.	6/-	XXX	...	XXX	XXX	XXX	XXX	XXX					
22	Clyde Edwards-Helaire	7/7	START	START	START	START	START	START	START	START	START	START	START	START
46	Andre Anthony	5/2	XXX	XXX	START	START	XXX	...	...					
32	Avery Atkins	7/-	XXX	XXX	XXX	XXX	XXX	XXX	XXX					
23	Micah Baskerville	5/-	...	...	XXX	XXX	XXX	XXX	XXX					
75	Anthony Bradford	2/-	...	...	XXX	XXX	...	...	...					
15	Myles Brennan	5/-	XXX	...	XXX	XXX	XXX	...	XXX					
9	Marcel Brooks	4/-	...	XXX	...	XXX	...	...	XXX					
89	Colby Brunet	4/-	XXX	XXX	XXX	...	XXX	...	...					
9	Joe Burrow	7/7	START	START	START	START	START	START	START	START	START	START	START	START
71	Donavaughn Campbell	3/-	XXX	...	XXX	XXX	...	...	...					
44	Tory Carter	5/-	XXX	XXX	XXX	...	...	XXX	XXX					
18	K'Lavon Chaisson	5/5	START	START	...	...	START	START	START	START	START	START	START	START
77	Saahdiq Charles	3/3	...	START	...	START	...	START	START	START	START	START	START	START
1	Ja'Marr Chase	6/6	START	START	...	START	START	START	START	START	START	START	START	START
55	Jarell Cherry	3/-	XXX	...	XXX	XXX	...	...	...					
35	Damone Clark	7/2	START	XXX	START	XXX	XXX	XXX	XXX					
3	Lloyd Cole	7/-	XXX	XXX	XXX	XXX	XXX	XXX	XXX					
30	Cade Comeaux	1/-	...	...	XXX	...	...	...	...					
2	Chris Curry	6/-	XXX	XXX	...	XXX	XXX	XXX	XXX					
79	Lloyd Cushenberry	7/7	START	START	START	START	START	START	START	START	START	START	START	START
3	Tyrion Davis-Price	7/-	XXX	XXX	XXX	XXX	XXX	XXX	XXX					
76	Austin Deculus	7/7	START	START	START	START	START	START	START	START	START	START	START	START
7	Grant Delpit	7/7	START	START	START	START	START	START	START	START	START	START	START	START
19	Derrick Dillon	7/3	XXX	XXX	START	XXX	START	START	START	START	START	START	START	START
45	Michael Divinity	4/2	...	START	...	START	...	XXX	XXX					
94	Joseph Evans	4/1	XXX	...	XXX	START	XXX	...	...					
92	Neil Farrell	7/3	XXX	XXX	START	XXX	START	START	START	START	START	START	START	START
4	Hunter Faust	1/-	...	...	XXX	...	...	...	...					
91	Breiden Fehoko	7/4	XXX	XXX	START	START	START	START	START	START	START	START	START	START
48	Blake Ferguson	7/-	XXX	XXX	XXX	XXX	XXX	XXX	XXX					
25	Cordale Flott	6/-	XXX	XXX	XXX	XXX	XXX	XXX	XXX					
27	Lanard Fournette	4/-	XXX	XXX	XXX	XXX	...	...	...					
87	Evan Francioni	3/-	...	...	XXX	...	XXX	XXX	...					
1	Kristian Fulton	7/7	START	START	START	START	START	START	START	START	START	START	START	START
14	Maurice Hampton	6/-	XXX	...	XXX	XXX	XXX	XXX	XXX					
4	Todd Harris	3/1	START	XXX	XXX	...	...	...	...					
57	Chasen Hines	5/-	XXX	...	XXX	XXX	XXX	XXX	XXX					
82	Brandon Hubicz	1/-	...	...	XXX	...	...	...	...					
62	Siaki Ika	5/-	XXX	...	XXX	...	XXX	XXX	XXX					
70	Ed Ingram	3/-	...	...	...	...	XXX	XXX	XXX					
2	Justin Jefferson	7/7	START	START	START	START	START	START	START	START	START	START	START	START
83	Jaray Jenkins	5/-	XXX	...	XXX	XXX	XXX	...	XXX					
21	Kenan Jones	2/-	...	XXX	XXX	...	...	...	...					
29	Ray Jones	4/-	XXX	...	XXX	XXX	XXX	XXX	XXX					
13	Jontre Kirklind	6/-	XXX	XXX	XXX	XXX	XXX	...	XXX					
90	Rashard Lawrence	4/3	START	START	...	...	...	XXX	START					
5	Devonta Lee	6/-	XXX	XXX	XXX	...	XXX	XXX	XXX					
31	Cameron Lewis	7/-	XXX	XXX	XXX	XXX	XXX	XXX	XXX					
68	Damien Lewis	7/7	START	START	START	START	START	START	START	START	START	START	START	START
97	Glen Logan	4/3	START	START	...	...	...	XXX	START					
73	Adrian Magee	7/7	START	START	START	START	START	START	START	START	START	START	START	START
6	Terrace Marshall	4/4	START	START	START	START	...	...	...					
86	Michael Martin	1/-	XXX	...	...	...	...	...	...					
26	Kendall McCallum	2/-	XXX	...	XXX	...	...	...	...					
84	TK McLendon	3/-	XXX	XXX	...	XXX	...	...	...					
17	Racey McMath	6/-	XXX	XXX	...	XXX	XXX	XXX	XXX					
42	Aaron Moffitt	7/-	XXX	XXX	XXX	XXX	XXX	XXX	XXX					
11	Eric Monroe	7/-	XXX	XXX	XXX	XXX	XXX	XXX	XXX					
3	Derian Moore	1/-	...	...	XXX	...	...	...	...					
49	Travez Moore	2/-	...	...	XXX	XXX	...	...	...					
81	Thaddeus Moss	6/6	START	START	...	START	START	START	START	START	START	START	START	START
33	Trey Palmer	6/-	XXX	...	XXX	XXX	XXX	XXX	XXX					
80	Jamal Pettigrew	7/-	XXX	XXX	XXX	XXX	XXX	XXX	XXX					
6	Jacob Phillips	7/7	START	START	START	START	START	START	START	START	START	START	START	START
8	Patrick Queen	7/4	XXX	XXX	XXX	START	START	START	START	START	START	START	START	START
38	Zach Von Rosenberg	7/-	XXX	XXX	XXX	XXX	XXX	XXX	XXX					
51	Dare Rosenthal	5/3	XXX	...	START	XXX	START	START	START	START	START	START	START	START
65	Jakori Savage	6/-	XXX	XXX	XXX	...	XXX	XXX	XXX					
72	Tyler Shelvin	7/6	START	START	START	XXX	START	START	START	START	START	START	START	START
4	Quentin Skinner	1/-	...	...	XXX	...	...	...	...					
58	Jared Small	3/-	XXX	XXX	XXX	...	...	...	...					
41	Carlton Smith	4/-	XXX	XXX	XXX	...	XXX	...	...					
12	Donte Starks	3/-	...	...	XXX	...	XXX	XXX	...					
3	JaCoby Stevens	7/7	START	START	START	START	START	START	START	START	START	START	START	START
24	Derek Stingley	7/7	START	START	START	START	START	START	START	START	START	START	START	START
10	Stephen Sullivan	7/2	XXX	XXX	START	XXX	XXX	XXX	START					
93	Justin Thomas	5/1	...	XXX	...	START	XXX	XXX	XXX					
43	Ray Thornton	6/-	XXX	XXX	XXX	XXX	...	XXX	XXX					
74	Badara Traore	5/1	START	XXX	XXX	XXX	...	...	XXX					
69	Charles Turner	3/-	XXX	...	XXX	XXX	...	...	...					
5	Kary Vincent	7/5	XXX	START	START	XXX	START	START	START	START	START	START	START	START
16	Jay Ward	5/-	...	...	XXX	XXX	XXX	XXX	XXX					
61	Cameron Wire	3/-	XXX	...	XXX	...	XXX	...	...					
36	Cade York	7/-	XXX	XXX	XXX	XXX	XXX	XXX	XXX					





# LSU'S 20-YARD PLAYS

## Play Breakdown

Pass.....	41
Rush.....	8
TOTAL.....	49

## BY GAME

vs. Georgia Southern .....	3
at Texas .....	9
vs. Northwestern St. ....	8
at Vanderbilt .....	12
vs. Utah State .....	6
vs. Florida.....	7
at Mississippi State .....	4
vs. Auburn .....	0
at Alabama.....	0
at Ole Miss .....	0
vs. Arkansas .....	0
vs. Texas A&M.....	0
TOTAL.....	49

## BY QUARTER

1st .....	15
2nd .....	17
3rd .....	13
4th .....	6
Overtime.....	0

## RUSHING

Clyde Edwards-Helaire .....	5
Tyrion Davis-Price.....	1
John Emery Jr. ....	1
Joe Burrow .....	1

## PASSING

Joe Burrow .....	42
Myles Brennan.....	3

## RECEIVING

Ja'Marr Chase .....	11
Justin Jefferson .....	11
Terrace Marshall.....	6
Thaddeus Moss .....	4
Derrick Dillon.....	3
Racey McMath .....	2
Jontre Kirklin .....	1
Jaray Jenkins .....	1
Devonta Lee .....	1
Stephen Sullivan .....	1

## 20-Plus Yard Touchdowns

Ja'Marr Chase .....	6
Justin Jefferson .....	3
Clyde Edwards-Helaire .....	1
Tyrion Davis-Price.....	1
Racey McMath .....	1
Derrick Dillon.....	1

## 20-Plus Yards Plays of 2019

Yards	Type	Player	Opp.	Qtr.
65	Pass	Jontre Kirklin from Joe Burrow	NSU	3
64	Pass	Ja'Marr Chase from Joe Burrow*	VU	1
61	Pass	Justin Jefferson from Joe Burrow*	UT	4
60	Pass	Racey McMath from Joe Burrow*	MSU	2
57	Rush	Clyde Edwards-Helaire for a first down	UF	1
54	Pass	Ja'Marr Chase from Joe Burrow*	UF	4
51	Pass	Ja'Marr Chase from Joe Burrow*	VU	2
48	Pass	Justin Jefferson from Joe Burrow	NSU	3
46	Rush	Clyde Edwards-Helaire for a First Down	VU	1
44	Pass	Justin Jefferson from Joe Burrow	GS	1
44	Pass	Thaddeus Moss from Joe Burrow	GS	2
41	Pass	Ja'Marr Chase from Joe Burrow	UT	3
39	Rush	Clyde Edwards-Helaire for a TD	UF	2
39	Pass	Justin Jefferson from Joe Burrow*	USU	3
38	Pass	Justin Jefferson from Joe Burrow	USU	1
38	Pass	Terrace Marshall from Joe Burrow	UT	1
37	Pass	Justin Jefferson from Joe Burrow	USU	2
37	Pass	Derrick Dillon from Joe Burrow*	MSU	3
36	Pass	Justin Jefferson from Joe Burrow	UF	2
35	Pass	Jaray Jenkins from Myles Brennan	NSU	4
33	Rush	Tyrion Davis-Price for a TD	UF	3
32	Pass	Derrick Dillon from Joe Burrow	GS	3
30	Pass	Stephen Sullivan from Joe Burrow	VU	2
29	Pass	Terrace Marshall from Joe Burrow	VU	1
28	Pass	Ja'Marr Chase from Joe Burrow	VU	2
28	Pass	Devonta Lee from Myles Brennan	NSU	4
28	Pass	Justin Jefferson from Joe Burrow	NSU	2
26	Pass	Derrick Dillon from Joe Burrow	NSU	2
26	Pass	Ja'Marr Chase from Joe Burrow*	UT	3
26	Pass	Terrace Marshall from Joe Burrow	UT	3
25	Pass	Thaddeus Moss from Joe Burrow	UF	2
25	Pass	Ja'Marr Chase from Joe Burrow*	USU	2
25	Rush	Clyde Edwards-Helaire for a First Down	VU	3
25	Pass	Ja'Marr Chase from Joe Burrow*	VU	1
24	Pass	Thaddeus Moss from Joe Burrow	MSU	1
24	Run	Clyde Edwards-Helaire for a First Down	UT	2
23	Pass	Justin Jefferson from Joe Burrow	UF	1
23	Pass	Terrace Marshall from Joe Burrow	UT	2
22	Pass	Thaddeus Moss from Joe Burrow	MSU	1
21	Rush	Joe Burrow for a first down	USU	1
21	Rush	John Emery Jr. for a First Down	VU	4
21	Pass	Terrace Marshall from Joe Burrow	NSU	1
21	Pass	Justin Jefferson from Joe Burrow	NSU	2
21	Pass	Justin Jefferson from Joe Burrow*	UT	2
20	Pass	Ja'Marr Chase from Joe Burrow	USU	3
20	Pass	Racey McMath from Myles Brennan	VU	4
20	Pass	Terrace Marshall from Joe Burrow	VU	1
20	Pass	Ja'Marr Chase from Joe Burrow	VU	1
20	Pass	Ja'Marr Chase from Joe Burrow	UT	2

\*Denotes play resulted in touchdown.

## LSU TEAM GAME HIGHS

Rushes	51	vs Utah St. (Oct 05, 2019)
Yards Rushing	248	vs Utah St. (Oct 05, 2019)
Yards Per Rush	9.1	vs Florida (Oct 12, 2019)
TD Rushes	6	vs Northwestern St. (Sep 14, 2019)
Pass attempts	39	vs Georgia Southern (Aug 31, 2019)
		at Texas (Sep 07, 2019)
		vs Utah St. (Oct 05, 2019)
Pass completions	31	at Texas (Sep 07, 2019)
Yards Passing	488	vs Northwestern St. (Sep 14, 2019)
Yards Per Pass	14.8	vs Northwestern St. (Sep 14, 2019)
TD Passes	6	at Vanderbilt (Sep 21, 2019)
Total Plays	90	vs Utah St. (Oct 05, 2019)
Total Offense	610	vs Northwestern St. (Sep 14, 2019)
Yards Per Play	10.6	vs Florida (Oct 12, 2019)
Points	66	at Vanderbilt (Sep 21, 2019)
Sacks By	5	at Texas (Sep 07, 2019)
First Downs	32	vs Utah St. (Oct 05, 2019)
Penalties	7	vs Georgia Southern (Aug 31, 2019)
		at Mississippi State (Oct 19, 2019)
Penalty Yards	88	at Mississippi State (Oct 19, 2019)
Turnovers	2	at Vanderbilt (Sep 21, 2019)
		vs Utah St. (Oct 05, 2019)
Interceptions By	3	vs Utah St. (Oct 05, 2019)
Punts	5	at Vanderbilt (Sep 21, 2019)
		at Mississippi State (Oct 19, 2019)
Punting Avg	51.7	vs Georgia Southern (Aug 31, 2019)
Long Punt	57	at Mississippi State (Oct 19, 2019)
Punts inside 20	3	vs Georgia Southern (Aug 31, 2019)
Long Punt Return	54	vs Northwestern St. (Sep 14, 2019)

## OPPONENT TEAM GAME HIGHS

Rushes	40	vs Florida (Oct 12, 2019)
Yards Rushing	146	vs Florida (Oct 12, 2019)
Yards Per Rush	4.3	at Vanderbilt (Sep 21, 2019)
TD Rushes	2	at Vanderbilt (Sep 21, 2019)
Pass attempts	48	at Texas (Sep 07, 2019)
Pass completions	32	at Texas (Sep 07, 2019)
Yards Passing	409	at Texas (Sep 07, 2019)
Yards Per Pass	8.5	at Texas (Sep 07, 2019)
TD Passes	4	at Texas (Sep 07, 2019)
		vs Florida (Oct 12, 2019)
Total Plays	85	at Texas (Sep 07, 2019)
Total Offense	530	at Texas (Sep 07, 2019)
Yards Per Play	6.2	at Texas (Sep 07, 2019)
Points	38	at Texas (Sep 07, 2019)
		at Vanderbilt (Sep 21, 2019)
Sacks By	4	at Texas (Sep 07, 2019)
First Downs	30	at Texas (Sep 07, 2019)
Penalties	13	at Mississippi State (Oct 19, 2019)
Penalty Yards	109	at Mississippi State (Oct 19, 2019)
Turnovers	3	vs Utah St. (Oct 05, 2019)
		at Mississippi State (Oct 19, 2019)
Interceptions By	1	at Texas (Sep 07, 2019)
		vs Northwestern St. (Sep 14, 2019)
		at Vanderbilt (Sep 21, 2019)
		vs Utah St. (Oct 05, 2019)
Punts	9	vs Georgia Southern (Aug 31, 2019)
Punting Avg	44.0	vs Georgia Southern (Aug 31, 2019)
		at Texas (Sep 07, 2019)
Long Punt	74	vs Georgia Southern (Aug 31, 2019)
Punts inside 20	2	vs Georgia Southern (Aug 31, 2019)
		vs Utah St. (Oct 05, 2019)
Long Punt Return	11	at Vanderbilt (Sep 21, 2019)

## LSU INDIVIDUAL GAME HIGHS

Rushes	15	Clyde Edwards-Helaire at Texas (Sep 07, 2019)
Yards Rushing	134	Clyde Edwards-Helaire vs Florida (Oct 12, 2019)
TD Rushes	2	Tyrion Davis-Price vs Northwestern St. (Sep 14, 2019)
		Clyde Edwards-Helaire vs Northwestern St. (Sep 14, 2019)
		Clyde Edwards-Helaire vs Florida (Oct 12, 2019)
Long Rush	57	Clyde Edwards-Helaire vs Florida (Oct 12, 2019)
Pass attempts	39	Joe Burrow at Texas (Sep 07, 2019)
Pass completions	31	Joe Burrow at Texas (Sep 07, 2019)
Yards Passing	471	Joe Burrow at Texas (Sep 07, 2019)
TD Passes	6	Joe Burrow at Vanderbilt (Sep 21, 2019)
Long Pass	65	Joe Burrow vs Northwestern St. (Sep 14, 2019)
Receptions	10	Ja'Marr Chase at Vanderbilt (Sep 21, 2019)
		Justin Jefferson vs Florida (Oct 12, 2019)
Yards Receiving	229	Ja'Marr Chase at Vanderbilt (Sep 21, 2019)
TD Receptions	4	Ja'Marr Chase at Vanderbilt (Sep 21, 2019)
Long Reception	65	Jontre Kirklin vs Northwestern St. (Sep 14, 2019)
Field Goals	3	Cade York at Texas (Sep 07, 2019)
		Cade York at Mississippi State (Oct. 19, 2019)
Long Field Goal	48	Cade York vs Georgia Southern (Aug 31, 2019)
Punts	5	Zach Von Rosenberg at Vanderbilt (Sep 21, 2019)
		Zach Von Rosenberg at Mississippi State (Oct. 19, 2019)
Punting Avg	51.7	Z. Von Rosenberg vs Georgia Southern (Aug 31, 2019)
Long Punt	57	Zach Von Rosenberg at Mississippi State (Oct. 19, 2019)
Punts inside 20	3	Zach Von Rosenberg vs Georgia Southern (Aug 31, 2019)
Long Punt Return	54	Trey Palmer vs Northwestern St. (Sep 14, 2019)
Long Kickoff Return	46	Micah Baskerville at Vanderbilt (Sep 21, 2019)
Tackles	11	Grant Delpit at Mississippi State (Oct. 19, 2019)
Sacks	1.5	Damone Clark at Vanderbilt (Sep 21, 2019)
Tackles For Loss	3.0	Jacob Phillips at Vanderbilt (Sep 21, 2019)
		Patrick Queen vs Utah St. (Oct 05, 2019)
		K'Lavon Chaisson vs Florida (Oct 12, 2019)
Interceptions	1	JaCoby Stevens at Vanderbilt (Sep 21, 2019)
		Derek Stingley at Vanderbilt (Sep 21, 2019)
		Kary Vincent vs Utah St. (Oct 05, 2019)
		Grant Delpit vs Utah St. (Oct 05, 2019)
		Derek Stingley vs Utah St. (Oct 05, 2019)
		Derek Stingley vs Florida (Oct 12, 2019)
		Kristian Fulton at Mississippi State (Oct. 19, 2019)
		Jacoby Stevens at Mississippi State (Oct. 19, 2019)

## OPPONENT INDIVIDUAL GAME HIGHS

Rushes	20	Ke'Shawn Vaughn, at Vanderbilt (Sep 21, 2019)
Yards Rushing	130	Ke'Shawn Vaughn, at Vanderbilt (Sep 21, 2019)
TD Rushes	2	Ke'Shawn Vaughn, at Vanderbilt (Sep 21, 2019)
Long Rush	52	Ke'Shawn Vaughn, at Vanderbilt (Sep 21, 2019)
Pass attempts	47	Sam Ehlinger, at Texas (Sep 07, 2019)
Pass completions	31	Sam Ehlinger, at Texas (Sep 07, 2019)
Yards Passing	401	Sam Ehlinger, at Texas (Sep 07, 2019)
TD Passes	4	Sam Ehlinger, at Texas (Sep 07, 2019)
Long Pass	55	Sam Ehlinger, at Texas (Sep 07, 2019)
Receptions	12	Devin Duvernay, at Texas (Sep 07, 2019)
Yards Receiving	154	Devin Duvernay, at Texas (Sep 07, 2019)
TD Receptions	2	Devin Duvernay, at Texas (Sep 07, 2019)
		Van Jefferson, vs. Florida (Oct. 12, 2019)
Long Reception	55	Brennan Eagles, at Texas (Sep 07, 2019)
Field Goals	2	Dominik Eberle, vs Utah State (Oct. 05 2019)
Long Field Goal	47	Tyler Bass, vs Georgia Southern (Aug 31, 2019)
		Cameron Dicker, at Texas (Sep 07, 2019)
		Dominik Eberle, vs Utah State (Oct. 05 2019)
Punts	9	Anthony Beck II, vs Georgia Southern (Aug 31, 2019)
Punting Avg	47.0	Harrison Smith, at Vanderbilt (Sep 21, 2019)
Long Punt	74	Anthony Beck II, vs Georgia Southern (Aug 31, 2019)
Punts inside 20	2	Anthony Beck II, vs Georgia Southern (Aug 31, 2019)
		Pierce Callister, vs Utah State (Oct. 05, 2019)
Long Punt Return	11	Justice Shelton-Mosley, at Vanderbilt (Sep 21, 2019)
Long Kickoff Return	28	Isiah Zuber, at Mississippi State (Oct. 19, 2019)
Tackles	16	Rashad Byrd, vs Georgia Southern (Aug 31, 2019)
		David Woodward, vs Utah State (Oct. 05 2019)
Sacks	2.0	B.J. Foster, at Texas (Sep 07, 2019)
Tackles For Loss	3.5	Rashad Byrd, vs Georgia Southern (Aug 31, 2019)
Interceptions	1	Joseph Ossai, at Texas (Sep 07, 2019)
		Dylan Wilson, vs Northwestern St. (Sep 14, 2019)
		Randall Haynie, at Vanderbilt (Sep 21, 2019)
		Cameron Haney, vs. Utah State (Oct. 05, 2019)



## DRIVE SUPERLATIVES

Longest Drive		LSU	Opponents
No. of Plays	13 vs. Utah State (10/5/19) results in a TD		19 by Texas (9/7/19) results in Touchdown
By No. of Yards	99 vs. Utah State (10/5/19) results in a TD		86 vs. Texas (9/7/19) results in Touchdown
By Time of Possession	6:42 vs. Utah State (10/5/19) results in a TD		7:17 vs. Texas (9/7/19) results in Touchdown
Shortest Drive		LSU	Opponents
By No. of Plays	0 vs. Northwestern St. (9/14/19) and Vanderbilt (9/21/19)		0 vs. Vanderbilt (9/21/19) results in a TD
By No. of Yards	-10 vs. Vanderbilt (9/21/19) results in Halftime		-21 by Florida (10/12/19) results in a Punt
By Time of Possession	0:00 vs. Northwestern St. (9/14/19) and Vanderbilt (9/21/19)		0:00 vs. Vanderbilt (9/21/19) results in a TD

## SCORING DRIVE BREAKDOWN

Yardage	LSU		Opponent	
	TD	FG	TD	FG
No. Drive	2	-	2	-
Neg. Yards	-	-	-	1
0-9	1	-	-	-
10-19	-	1	-	-
20-29	2	-	-	-
30-39	3	1	-	1
40-49	1	2	-	2
50-59	7	5	-	1
60-69	8	1	1	-
70-79	16	1	13	-
80-89	4	1	1	-
90-99	2	-	1	-
<b>TOTALS</b>	<b>46</b>	<b>12</b>	<b>18</b>	<b>5</b>

## GAME-OPENING DRIVES

	LSU			Opponent		
	PTS	1STS	YDS	PTS	1STS	YDS
Georgia Southern	7	3	75	0	0	4
at Texas	3	3	71	0	1	27
Northwestern State	3	4	57	0	3	40
at Vanderbilt	7	2	75	7	3	75
Utah State	7	5	75	0	3	24
Florida	0	2	49	3	0	-1
at Mississippi State	3	3	42	0	1	20
Auburn	-	-	-	-	-	-
at Alabama	-	-	-	-	-	-
at Ole Miss	-	-	-	-	-	-
Arkansas	-	-	-	-	-	-
Texas A&M	-	-	-	-	-	-
<b>TOTALS</b>	<b>30</b>	<b>22</b>	<b>444</b>	<b>10</b>	<b>11</b>	<b>189</b>

## LSU DRIVE CHARTS

### GEORGIA SOUTHERN

QTR	TIME	START	PL-YDS	TOP	RESULT
1	15:00	LSU 25	6 - 75	2:24	TD
1	10:23	GS 34	6 - 34	2:13	TD
1	6:59	LSU 48	10 - 52	3:50	TD
1	0:10	GS 26	5 - 26	2:00	TD
2	11:17	GS 25	4 - 25	1:19	TD
2	5:13	LSU 25	3 - 5	1:08	Punt
2	2:14	LSU 20	5 - 80	1:16	TD
3	13:24	LSU 35	7 - 44	2:36	FG
3	9:34	LSU 41	9 - 59	3:47	TD
3	3:33	LSU 23	6 - 17	2:25	Punt
4	14:47	GS 46	7 - 16	3:49	FG
4	7:02	LSU 13	5 - 30	4:08	Punt
4	0:33	LSU 19	1 - 1	0:33	Final

## THREE AND OUTS

	LSU		Opponents	
	THREE AND OUTS/DRIVES	THREE AND OUTS/DRIVES	THREE AND OUTS/DRIVES	THREE AND OUTS/DRIVES
Georgia Southern	1/13 (7.7%)		8/13 (61.5%)	
at Texas	1/12 (8.3%)		1/12 (8.3%)	
Northwestern State	0/13 (0.0%)		6/13 (46.1%)	
at Vanderbilt	3/18 (16.7%)		7/18 (38.9%)	
Utah State	1/13 (7.7%)		3/13 (23.1%)	
Florida	1/11 (9.1%)		3/10 (30.0%)	
at Mississippi State	4/13 (30.8%)		4/13 (30.8%)	
Auburn	X/X (0.0%)		X/X (0.0%)	
at Alabama	X/X (0.0%)		X/X (0.0%)	
at Ole Miss	X/X (0.0%)		X/X (0.0%)	
Arkansas	X/X (0.0%)		X/X (0.0%)	
Texas A&M	X/X (0.0%)		X/X (0.0%)	
<b>TOTALS</b>	<b>9/93 (9.7%)</b>		<b>32/92 (34.8%)</b>	

## SECOND-HALF OPENING DRIVES

	LSU			Opponent		
	PTS	1STS	YDS	PTS	1STS	YDS
Georgia Southern	3	2	44	0	0	1
at Texas	0	0	9	7	7	86
Northwestern State	7	2	74	0	0	5
at Vanderbilt	7	0	1	7	2	75
Utah State	7	4	53	0	0	-6
Florida	7	5	75	7	4	76
at Mississippi State	0	0	0	0	0	-6
Auburn	-	-	-	-	-	-
at Alabama	-	-	-	-	-	-
at Ole Miss	-	-	-	-	-	-
Arkansas	-	-	-	-	-	-
Texas A&M	-	-	-	-	-	-
<b>TOTALS</b>	<b>31</b>	<b>13</b>	<b>256</b>	<b>21</b>	<b>13</b>	<b>231</b>

## OPPONENT DRIVE CHARTS

### GEORGIA SOUTHERN

QTR	TIME	START	PL-YDS	TOP	RESULT
1	12:36	GS 25	3 - 4	2:13	Punt
1	8:10	GS 25	3 - 3	1:11	Punt
1	3:09	GS 25	5 - 11	2:59	Fumble
2	13:10	GS 25	3 - 0	1:53	Fumble
2	9:58	GS 25	10 - 45	4:45	FG
2	4:05	GS 32	3 - 2	1:51	Punt
2	0:58	GS 25	3 - 15	0:58	Halftime
3	15:00	GS 25	3 - 1	1:36	Punt
3	10:48	GS 25	3 - 3	1:14	Punt
3	5:47	GS 25	3 - 8	2:14	Punt
3	1:08	GS 10	3 - 3	1:21	Punt
4	10:52	GS 13	6 - 32	3:50	Punt
4	2:54	GS 05	3 - 2	2:21	Punt

## LSU DRIVE CHARTS

### TEXAS

QTR	TIME	START	PL-YDS	TOP	RESULT
1	13:02	LSU 11	11-71	4:58	FG
1	5:54	LSU 03	3-1	0:58	INT
1	2:20	LSU 03	8-33	4:30	Punt
2	10:29	LSU 25	8-75	2:59	TD
2	4:35	LSU 20	10-65	2:54	FG
2	1:13	LSU 42	3-58	0:26	TD
3	15:00	LSU 25	3-9	0:52	Punt
3	6:51	LSU 25	6-53	1:41	FG
3	2:36	LSU 25	6-75	2:44	TD
4	12:09	LSU 25	6-75	2:11	TD
4	3:59	LSU 25	6-75	1:32	TD
4	0:22	UT 49	1-(-2)	0:22	Final

## LSU DRIVE CHARTS

### NORTHWESTERN STATE

QTR	TIME	START	PL-YDS	TOP	RESULT
1	9:49	LSU 35	10-57	4:19	FG
1	0:09	LSU 31	8-69	2:31	TD
2	11:34	LSU 23	7-77	2:44	TD
2	5:29	LSU 30	6-70	2:02	TD
2	1:06	LSU 15	1-0	0:08	INT
2	0:35	LSU 20	4-4	0:35	Half
3	14:51	LSU 26	4-74	1:32	TD
3	12:04	NSU 33	7-33	2:28	TD
3	7:58	LSU 22	4-78	1:32	TD
3	4:50	LSU 45	7-55	2:34	TD
4	12:04	LSU 20	4-30	2:09	Punt
4	7:22	NSU 00	0-0	0:00	TD
4	5:35	LSU 38	7-62	3:23	TD

## LSU DRIVE CHARTS

### VANDERBILT

QTR	TIME	START	PL-YDS	TOP	RESULT
1	11:04	LSU 25	5-75	1:13	TD
1	8:49	LSU 36	1-64	0:11	TD
1	6:54	LSU 33	5-67	1:56	TD
1	2:06	LSU 30	4-70	1:15	TD
2	12:14	LSU 25	6-36	3:02	Punt
2	7:36	LSU 43	6-50	1:41	FG
2	4:07	LSU 10	9-90	2:11	TD
2	1:26	LSU 05	3-(-5)	0:37	Fumble
2	0:49	LSU 25	1-(-10)	0:49	Halftime
3	14:52	Vandy 01	1-1	0:04	TD
3	13:25	LSU 25	11-75	3:56	TD
3	7:22	Vandy 00	0-0	0:00	TD
3	5:40	LSU 10	3-3	0:55	Punt
3	1:01	LSU 35	3-7	1:51	Punt
4	11:43	Vandy 36	5-36	2:06	TD
4	8:36	LSU 18	6-25	2:29	Punt
4	3:37	LSU 14	3-21	1:46	INT
4	1:51	LSU 25	3-7	1:12	Punt

## OPPONENT DRIVE CHARTS

### TEXAS

QTR	TIME	START	PL-YDS	TOP	RESULT
1	15:00	UT 25	4-27	1:58	Punt
1	8:04	UT 25	8-73	3:00	TOD
1	4:06	LSU 04	4-1	1:46	TOD
2	12:50	UT 22	8-78	2:21	TD
2	7:30	UT 25	6-35	2:55	Punt
2	1:41	UT 25	3-(-11)	0:28	Punt
2	0:47	UT 25	2-5	0:47	Half
3	14:08	UT 14	19-86	7:17	TD
3	5:10	UT 25	7-75	2:34	TD
4	14:52	UT 25	7-75	2:43	TD
4	9:58	UT 25	10-46	5:59	FG
4	2:27	UT 25	8-75	2:05	TD

## OPPONENT DRIVE CHARTS

### NORTHWESTERN STATE

QTR	TIME	START	PL-YDS	TOP	RESULT
1	15:00	NSU 25	11-40	5:11	TOD
1	5:30	NSU 25	8-75	5:14	TD
2	12:38	NSU 25	3-3	1:04	Punt
2	8:50	NSU 25	6-75	3:12	TD
2	3:27	NSU 25	4-23	2:21	Punt
2	0:58	LSU 17	4-0	0:23	FGA
3	13:10	NSU 16	3-5	1:06	Punt
3	9:33	NSU 25	3-4	1:35	Punt
3	6:26	NSU 25	3-6	1:36	Punt
3	2:16	NSU 25	11-55	5:12	TOD
4	9:55	NSU 14	3-2	2:33	Punt
4	7:22	NSU 25	3-0	1:47	Punt
4	2:12	NSU 25	3-1	2:12	Final

## OPPONENT DRIVE CHARTS

### VANDERBILT

QTR	TIME	START	PL-YDS	TOP	RESULT
1	15:00	Vandy 25	8-75	3:56	TD
1	9:51	Vandy 25	3-3	1:02	Punt
1	8:38	Vandy 25	3-3	1:44	Punt
1	4:58	Vandy 25	5-45	2:52	TOD
1	0:51	Vandy 25	11-52	3:37	FG
2	9:12	Vandy 08	3-3	1:36	Punt
2	5:55	Vandy 25	5-9	1:48	Punt
2	1:56	Vandy 25	3-7	0:30	Punt
2	0:49	LSU 00	0-0	0:00	TD
3	14:48	Vandy 25	3-75	1:23	TD
3	9:29	Vandy 25	3-(-2)	2:07	Punt
3	7:22	Vandy 25	5-27	1:42	INT
3	4:45	Vandy 39	7-61	3:39	TD
4	14:10	Vandy 07	3-(-6)	2:27	Punt
4	9:37	Vandy 25	3-0	1:01	Punt
4	6:07	Vandy 32	7-26	2:30	INT
4	1:51	LSU 00	0-0	0:00	TD
4	0:39	Vandy 23	2-11	0:39	Final

## LSU DRIVE CHARTS

### UTAH STATE

QTR	TIME	START	PL-YDS	TOP	RESULT
1	15:00	LSU 25	12-75	4:19	TD
1	8:12	LSU 04	3-4	0:49	INT
1	6:15	LSU 41	7-24	3:38	TOD
1	1:45	LSU 26	6-74	2:42	TD
2	11:37	LSU 01	13-99	6:42	TD
2	2:52	LSU 17	6-47	2:17	Punt
3	14:10	LSU 47	11-53	4:15	TD
3	8:16	LSU 20	8-61	3:13	Fumble
3	4:23	LSU 37	4-63	1:29	TD
3	2:03	USU 44	7-44	3:40	TD
4	12:28	LSU 33	8-33	3:30	FGA
4	7:39	LSU 25	3-9	2:11	Punt
4	2:08	LSU 40	3-10	2:08	Final

## LSU DRIVE CHARTS

### FLORIDA

QTR	TIME	START	PL-YDS	TOP	RESULT
1	15:00	LSU 25	8-49	3:27	FGA
1	10:27	LSU 34	2-66	0:32	TD
1	3:34	LSU 25	3-9	1:42	Punt
2	14:53	LSU 18	5-82	2:09	TD
2	5:24	LSU 25	4-75	1:29	TD
2	0:04	LSU 25	1-(-1)	0:04	Half
3	10:54	LSU 25	8-75	3:42	TD
3	4:56	LSU 48	4-52	1:41	TD
3	1:31	LSU 23	8-37	3:59	Punt
4	7:26	LSU 20	4-80	1:43	TD
4	0:49	LSU 04	2-2	0:49	Final

## LSU DRIVE CHARTS

### MISSISSIPPI STATE

QTR	TIME	START	PL-YDS	TOP	RESULT
1	12:09	MSU 45	12-42	4:17	FG
1	1:02	LSU 11	10-84	3:35	FG
2	11:37	MSU 44	6-37	3:04	FG
2	5:17	LSU 40	1-60	0:10	TD
2	1:53	LSU 45	5-55	1:03	TD
3	15:00	LSU 25	3-0	1:32	Punt
3	12:03	LSU 34	4-66	1:27	TD
3	8:28	LSU 20	7-80	2:52	TD
3	3:02	LSU 40	3-8	1:22	Punt
4	13:19	LSU 23	3-(-6)	1:48	Punt
4	8:56	LSU 50	3-6	1:05	Punt
4	5:59	LSU 49	4-(-1)	2:18	Punt
4	0:53	LSU 15	2-(-4)	0:53	Final

## OPPONENT DRIVE CHARTS

### UTAH STATE

QTR	TIME	START	PL-YDS	TOP	RESULT
1	10:41	USU 25	8-24	2:29	Punt
1	7:23	LSU 07	4-(-6)	0:58	FG
1	2:37	USU 35	5-35	0:52	FG
2	13:57	USU 21	8-50	2:20	INT
2	4:55	USU 25	5-19	2:03	Punt
2	0:35	USU 20	1-(-1)	0:35	Half
3	15:00	USU 25	3-(-6)	0:50	Punt
3	9:55	USU 25	4-20	1:39	Punt
3	5:03	USU 19	3-8	0:40	Punt
3	2:54	USU 25	3-12	0:51	INT
4	13:23	USU 25	3-(-3)	0:55	INT
4	8:58	USU 35	3-2	1:19	Punt
4	5:28	USU 11	5-15	3:20	Punt

## OPPONENT DRIVE CHARTS

### FLORIDA

QTR	TIME	START	PL-YDS	TOP	RESULT
1	11:33	UF 26	3-(-1)	1:06	Punt
1	9:55	UF 25	12-75	6:21	TD
1	1:52	UF 17	4-32	1:59	Punt
2	12:44	UF 25	13-75	6:56	TD
2	3:55	UF 25	11-75	3:51	TD
3	15:00	UF 25	8-75	4:06	TD
3	7:12	UF 25	3-(-21)	2:16	Punt
3	3:15	UF 25	3-3	1:44	Punt
4	12:32	UF 08	12-76	5:06	INT
4	5:43	UF 25	15-71	4:54	TOD

## OPPONENT DRIVE CHARTS

### MISSISSIPPI STATE

QTR	TIME	START	PL-YDS	TOP	RESULT
1	15:00	MSU 25	6-20	2:51	TOD
1	7:52	MSU 25	11-30	6:50	Punt
2	12:27	MSU 25	2-20	0:50	Fumble
2	8:33	MSU 25	7-75	3:09	TD
2	5:07	MSU 25	6-14	3:14	INT
2	0:41	MSU 30	2-5	0:41	Half
3	13:28	MSU 36	3-(-6)	1:25	Punt
3	10:36	MSU 25	3-5	2:08	Punt
3	5:36	MSU 25	5-24	2:34	INT
3	1:40	MSU 20	7-57	3:21	TOD
4	11:31	MSU 22	3-2	2:35	Punt
4	7:51	MSU 08	3-(-3)	1:52	Punt
4	3:41	MSU 10	7-90	2:42	TD



## TURNOVERS

Opponent	Forced by LSU					Forced By Opponent			
	Fum	Int	Tot	Pts Off	Margin	Fum	Int	Tot	Pts Off
vs. Georgia Southern	2	0	2	14	2	0	0	0	0
at Texas	0	0	0	0	-1	0	1	1	0
vs. Northwestern State	0	0	0	0	-1	0	1	1	0
at Vanderbilt	0	2	2	0	0	1	1	2	14
vs. Utah State	0	3	3	14	+1	1	1	2	3
vs. Florida	0	1	1	7	+1	0	0	0	0
at Mississippi State	1	2	3	10	+3	0	0	0	0
vs. Auburn	-	-	-	-	-	-	-	-	-
at Alabama	-	-	-	-	-	-	-	-	-
at Ole Miss	-	-	-	-	-	-	-	-	-
vs. Arkansas	-	-	-	-	-	-	-	-	-
vs. Texas A&M	-	-	-	-	-	-	-	-	-
<b>TOTALS</b>	<b>3</b>	<b>8</b>	<b>11</b>	<b>45</b>	<b>+5</b>	<b>2</b>	<b>4</b>	<b>6</b>	<b>17</b>

## LSU BIG PLAYS

Opponent	Rushing				Passing				Special Teams	
	10-19	20-29	30-39	40+	20-29	30-39	40-49	50+	Block	Ret. TD
vs. Georgia Southern	2	1	0	0	0	1	2	0	0	0
at Texas	1	1	0	0	5	1	1	1	0	0
vs. Northwestern State	2	0	0	0	5	1	1	1	0	1
at Vanderbilt	0	2	0	1	5	1	0	2	1	1
vs. Utah State	6	1	0	0	2	3	0	0	0	0
vs. Florida	3	0	2	1	2	1	0	1	0	0
at Mississippi State	5	0	0	0	2	1	0	1	0	0
vs. Auburn	-	-	-	-	-	-	-	-	-	-
at Alabama	-	-	-	-	-	-	-	-	-	-
at Ole Miss	-	-	-	-	-	-	-	-	-	-
vs. Arkansas	-	-	-	-	-	-	-	-	-	-
vs. Texas A&M	-	-	-	-	-	-	-	-	-	-
<b>TOTALS</b>	<b>19</b>	<b>5</b>	<b>2</b>	<b>2</b>	<b>21</b>	<b>9</b>	<b>4</b>	<b>6</b>	<b>1</b>	<b>1</b>

## OPPONENT BIG PLAYS

Opponent	Rushing				Passing				Special Teams	
	10-19	20-29	30-39	40+	20-29	30-39	40-49	50+	Block	Ret. TD
vs. Georgia Southern	1	0	0	0	0	0	0	0	0	0
at Texas	4	0	0	0	2	1	1	1	0	0
vs. Northwestern State	0	0	0	0	3	0	0	0	0	0
at Vanderbilt	1	2	1	2	0	1	0	0	0	0
vs. Utah State	0	0	0	0	0	1	0	0	0	0
vs. Florida	6	0	0	0	6	0	0	0	0	0
at Mississippi State	2	0	0	0	3	1	0	0	0	0
vs. Auburn	-	-	-	-	-	-	-	-	-	-
at Alabama	-	-	-	-	-	-	-	-	-	-
at Ole Miss	-	-	-	-	-	-	-	-	-	-
vs. Arkansas	-	-	-	-	-	-	-	-	-	-
vs. Texas A&M	-	-	-	-	-	-	-	-	-	-
<b>TOTALS</b>	<b>14</b>	<b>2</b>	<b>1</b>	<b>2</b>	<b>14</b>	<b>4</b>	<b>1</b>	<b>1</b>	<b>0</b>	<b>0</b>

## SPECIAL TEAMS TACKLES

Player	GS	TEXAS	NSU	VANDY	USU	UF	MSU	AUB	UA	OM	ARK	TAMU	TOTALS
Cameron Lewis	0	0	1	0	0	0	1	-	-	-	-	-	2
Aaron Moffitt	0	0	0	0	1	0	1	-	-	-	-	-	2
Eric Monroe	1	0	0	0	0	0	0	-	-	-	-	-	1
Racey McMath	0	1	0	0	0	0	0	-	-	-	-	-	1
Carlton Smith	0	0	1	0	0	0	0	-	-	-	-	-	1
Lanard Fournette	0	0	0	1	0	0	0	-	-	-	-	-	1
Tory Carter	0	0	0	0	0	0	1	-	-	-	-	-	1

## OFFENSIVE LINE SNAPS PLAYED

Player	GS	TEXAS	NSU	VANDY	USU	UF	MSU	AUB	UA	OM	ARK	TAMU	TOTALS
Lloyd Cushenberry	58	71	59	63	87	50	61	-	-	-	-	-	449
Austin Deculus	56	71	58	63	81	50	59	-	-	-	-	-	438
Damien Lewis	56	71	58	63	79	50	61	-	-	-	-	-	438
Adrian Magee	51	71	29	43	52	35	40	-	-	-	-	-	321
Dare Rosenthal	30	0	38	12	92	0	57	-	-	-	-	-	229
Saahdiq Charles	0	72	0	64	0	50	0	-	-	-	-	-	186
Chasen Hines	22	0	22	36	13	0	0	-	-	-	-	-	93
Badara Traore	43	0	25	12	0	0	5	-	-	-	-	-	84
Ed Ingram	0	0	0	0	45	15	23	-	-	-	-	-	83
Donavaughn Campbell	16	0	38	0	0	0	0	-	-	-	-	-	54
Charles Turner	16	0	11	9	0	0	0	-	-	-	-	-	36
Cameron Wire	16	0	11	0	0	0	0	-	-	-	-	-	27
Anthony Bradford	0	0	0	12	0	0	0	-	-	-	-	-	12
Jakori Savage	0	0	6	0	6	0	0	-	-	-	-	-	12

## OFFENSIVE LINE KNOCKDOWNS

Player	GS	TEXAS	NSU	VANDY	USU	UF	MSU	AUB	UA	OM	ARK	TAMU	TOTALS
Damien Lewis	5	5	4	1	2	1	0	-	-	-	-	-	18
Adrian Magee	2	1	0	7	0	0	2	-	-	-	-	-	12
Austin Deculus	2	3	0	0	0	2	0	-	-	-	-	-	7
Lloyd Cushenberry	1	1	0	1	1	1	2	-	-	-	-	-	7
Dare Rosenthal	0	0	2	0	0	0	4	-	-	-	-	-	6
Saahdiq Charles	0	1	0	1	0	2	0	-	-	-	-	-	4
Donavaughn Campbell	0	0	1	0	0	0	0	-	-	-	-	-	1
Ed Ingram	0	0	0	0	1	0	1	-	-	-	-	-	1

## TEAM STATISTICS

	LSU	Opp.				
SCORING	351	140				
Points Per Game	50.1	20.0				
Points Off Turnovers	45	17				
FIRST DOWNS	182	129				
Rushing	68	31				
Passing	104	80				
Penalty	10	18				
RUSHING YARDAGE	1079	653				
Yards gained rushing	1213	808				
Yards lost rushing	134	155				
Rushing Attempts	233	232				
Average Per Rush	4.6	2.8				
Average Per Game	154.1	93.3				
TDs Rushing	15	4				
PASSING YARDAGE	2700	1583				
Comp-Att-Int	190-247-4	135-242-8				
Average Per Pass	10.9	6.5				
Average Per Catch	14.2	11.7				
Average Per Game	385.7	226.1				
TDs Passing	29	12				
TOTAL OFFENSE	3779	2236				
Total Plays	480	474				
Average Per Play	7.9	4.7				
Average Per Game	539.9	319.4				
KICK RETURNS: #-Yards	9-226	4-78				
PUNT RETURNS: #-Yards	15-208	4-16				
INT RETURNS: #-Yards	8-14	4-82				
KICK RETURN AVERAGE	25.1	19.5				
PUNT RETURN AVERAGE	13.9	4.0				
INT RETURN AVERAGE	1.8	20.5				
FUMBLES-LOST	5-2	4-3				
PENALTIES-Yards	39-401	38-304				
Average Per Game	57.3	43.4				
PUNTS-Yards	20-903	43-1805				
Average Per Punt	45.2	42.0				
Net punt average	42.3	35.7				
KICKOFFS-Yards	63-4068	29-1565				
Average Per Kick	64.6	54.0				
Net kick average	40.3	36.7				
TIME OF POSSESSION/Game	28:32	31:28				
3RD-DOWN Conversions	41/80	34/102				
3rd-Down Pct	51%	33%				
4TH-DOWN Conversions	2/3	3/11				
4th-Down Pct	67%	27%				
SACKS BY-Yards	17-102	12-81				
MISC YARDS	0	0				
TOUCHDOWNS SCORED	46	18				
FIELD GOALS-ATTEMPTS	10-12	5-6				
ON-SIDE KICKS	0-0	0-1				
RED-ZONE SCORES	(39-39) 100%	(13-19) 68%				
RED-ZONE TOUCHDOWNS	(31-39) 79%	(11-19) 58%				
PAT-ATTEMPTS	(43-45) 96%	(17-17) 100%				
ATTENDANCE	400341	190093				
Games/Avg Per Game	4/100085	3/63364				
Neutral Site Games	0/0					
<b>Score by quarters</b>	<b>1st</b>	<b>2nd</b>	<b>3rd</b>	<b>4th</b>	<b>OT</b>	<b>Total</b>
LSU	72	116	103	60		351
Opponents	27	48	35	30		140

## GAME RESULTS

Sep 01, 2019	vs Georgia Southern	W	55-3	1-0-0	0-0-0	3:02	97420
Sep 07, 2019	@ Texas	W	45-38	2-0-0	0-0-0	3:46	98763
Sep 14, 2019	vs Northwestern St.	W	65-14	3-0-0	0-0-0	3:23	100334
Sep 21, 2019	@ Vanderbilt	W	66-38	4-0-0	1-0-0	4:02	32048
Oct 5, 2019	vs Utah State	W	42-6	5-0-0	1-0-0	3:15	100266
Oct. 12, 2019	vs Florida	W	42-28	6-0-0	2-0-0	3:18	102321
Oct. 19, 2019	@ Mississippi St.	W	36-13	7-0-0	3-0-0	3:17	59282

## SCORING

	TD	FGs	PATs Kick	Rush	Rcv	Pass	DXP	Saf	Points
Cade York	0	10-12	43-45	0-0	0	0-0	0	0	73
Ja'Marr Chase	9	0-0	0-0	0-0	1	0-0	0	0	56
Justin Jefferson	9	0-0	0-0	0-0	0	0-0	0	0	54
Clyde Edwards-Helaire	7	0-0	0-0	0-0	0	0-0	0	0	42
Terrace Marshall Jr.	6	0-0	0-0	0-0	0	0-0	0	0	36
Tyrion Davis-Price	3	0-0	0-0	0-0	0	0-0	0	0	18
John Emery Jr.	2	0-0	0-0	0-0	0	0-0	0	0	12
Derrick Dillon	2	0-0	0-0	0-0	0	0-0	0	0	12
Joe Burrow	2	0-0	0-0	0-0	0	1-1	0	0	12
Racey McMath	2	0-0	0-0	0-0	0	0-0	0	0	12
Micah Baskerville	1	0-0	0-0	0-0	0	0-0	0	0	6
Lanard Fournette	1	0-0	0-0	0-0	0	0-0	0	0	6
Trey Palmer	1	0-0	0-0	0-0	0	0-0	0	0	6
Thaddeus Moss	1	0-0	0-0	0-0	0	0-0	0	0	6
<b>Total</b>	<b>46</b>	<b>10-12</b>	<b>43-45</b>	<b>0-0</b>	<b>1</b>	<b>1-1</b>	<b>0</b>	<b>0</b>	<b>351</b>
<b>Opponents</b>	<b>18</b>	<b>5-6</b>	<b>17-17</b>	<b>0-0</b>	<b>0</b>	<b>0-1</b>	<b>0</b>	<b>0</b>	<b>140</b>

## TOTAL OFFENSE

	GP	Plays	Rush	Pass	Total	Avg/G
Joe Burrow	7	257	94	2484	2578	368.3
Clyde Edwards-Helaire	7	89	547	0	547	78.1
Myles Brennan	5	37	37	216	253	50.6
Tyrion Davis-Price	7	37	201	0	201	28.7
John Emery Jr.	6	29	115	0	115	19.2
Chris Curry	6	12	57	0	57	9.5
Lanard Fournette	4	13	36	0	36	9.0
Adrian Magee	7	0	1	0	1	0.1
Team	6	6	-9	0	-9	-1.5
<b>Total</b>	<b>7</b>	<b>480</b>	<b>1079</b>	<b>2700</b>	<b>3779</b>	<b>539.9</b>
<b>Opponents</b>	<b>7</b>	<b>474</b>	<b>653</b>	<b>1583</b>	<b>2236</b>	<b>319.4</b>

## RUSHING

	GP	Att	Gain	Loss	Net	Avg	TD	Long	Avg/G
Clyde Edwards-Helaire	7-7	89	564	17	547	6.1	7	57	78.1
Tyrion Davis-Price	7-0	37	205	4	201	5.4	3	33	28.7
John Emery Jr.	6-0	29	122	7	115	4.0	2	21	19.2
Joe Burrow	7-7	39	175	81	94	2.4	2	21	13.4
Chris Curry	6-0	12	61	4	57	4.8	0	20	9.5
Myles Brennan	5-0	8	39	2	37	4.6	0	9	7.4
Lanard Fournette	4-0	13	46	10	36	2.8	1	10	9.0
Adrian Magee	7-7	0	1	0	1	0.0	0	0	0.1
<b>Team</b>	<b>6-0</b>	<b>6</b>	<b>0</b>	<b>9</b>	<b>-9</b>	<b>-1.5</b>	<b>0</b>	<b>0</b>	<b>-1.5</b>
<b>Total</b>	<b>7</b>	<b>233</b>	<b>1213</b>	<b>134</b>	<b>1079</b>	<b>4.6</b>	<b>15</b>	<b>57</b>	<b>154.1</b>
<b>Opponents</b>	<b>7</b>	<b>232</b>	<b>808</b>	<b>155</b>	<b>653</b>	<b>2.8</b>	<b>4</b>	<b>52</b>	<b>93.3</b>

## PASSING

	GP	Effic	Cmp-Att-Int	Pct	Yards	TD	Long	Avg/G
Joe Burrow	7-7	216.2	173-218-3	79.4	2484	29	65	354.9
Myles Brennan	5-0	114.3	17-29-1	58.6	216	0	35	43.2
<b>Total</b>	<b>7</b>	<b>204.3</b>	<b>190-247-4</b>	<b>76.9</b>	<b>2700</b>	<b>29</b>	<b>65</b>	<b>385.7</b>
<b>Opponents</b>	<b>7</b>	<b>120.5</b>	<b>135-242-8</b>	<b>55.8</b>	<b>1583</b>	<b>12</b>	<b>55</b>	<b>226.1</b>

## RECEIVING

	GP	No.	Yards	Avg	TD	Long	Avg/G
Justin Jefferson	7-7	48	759	15.8	9	61	108.4
Ja'Marr Chase	6-6	35	626	17.9	9	64	104.3
Terrace Marshall Jr.	4-4	20	304	15.2	6	38	76.0
Thaddeus Moss	6-6	14	201	14.4	1	44	33.5
Clyde Edwards-Helaire	7-7	12	74	6.2	0	15	10.6
Stephen Sullivan	7-2	11	121	11.0	0	30	17.3
Racey McMath	6-0	10	138	13.8	2	60	23.0
Derrick Dillon	7-3	9	152	16.9	2	37	21.7
Tyrion Davis-Price	7-0	6	48	8.0	0	18	6.9
Jaray Jenkins	5-0	5	67	13.4	0	35	13.4
John Emery Jr.	6-0	5	51	10.2	0	17	8.5
Lanard Fournette	4-0	5	19	3.8	0	10	4.8
Jontre Kirklin	6-0	2	75	37.5	0	65	12.5
Devonta Lee	6-0	2	27	13.5	0	28	4.5
Chris Curry	6-0	2	14	7.0	0	9	2.3
TK McLendon	3-0	1	12	12.0	0	12	4.0
Tory Carter	5-0	1	7	7.0	0	7	1.4
Trey Palmer	6-0	1	6	6.0	0	6	1.0
Jamal Pettigrew	7-0	1	-1	-1.0	0	0	-0.1
<b>Total</b>	<b>7</b>	<b>190</b>	<b>2700</b>	<b>14.2</b>	<b>29</b>	<b>65</b>	<b>385.7</b>
<b>Opponents</b>	<b>7</b>	<b>135</b>	<b>1583</b>	<b>11.7</b>	<b>12</b>	<b>55</b>	<b>226.1</b>

## ALL-PURPOSE

	GP	Rush	Rcv	PR	KR	IR	Total	Avg/G
Clyde Edwards-Helaire	7	547	74	0	180	0	801	114.4
Justin Jefferson	7	0	759	0	0	0	759	108.4
Ja'Marr Chase	6	0	626	0	0	0	626	104.3
Terrace Marshall Jr.	4	0	304	0	0	0	304	76.0
Tyrion Davis-Price	7	201	48	0	0	0	249	35.6
Thaddeus Moss	6	0	201	0	0	0	201	33.5
John Emery Jr.	6	115	51	0	0	0	166	27.7
Derrick Dillon	7	0	152	0	0	0	152	21.7
Racey McMath	6	0	138	0	0	0	138	23.0
Stephen Sullivan	7	0	121	0	0	0	121	17.3
Derek Stingley Jr.	7	0	0	120	0	0	120	17.1
Joe Burrow	7	94	0	0	0	0	94	13.4
Jontre Kirklin	6	0	75	0	0	0	75	12.5
Chris Curry	6	57	14	0	0	0	71	11.8
Trey Palmer	6	0	6	65	0	0	71	11.8
Micah Baskerville	5	0	0	23	46	0	69	13.8
Jaray Jenkins	5	0	67	0	0	0	67	13.4
Lanard Fournette	4	36	19	0	0	0	55	13.8
Myles Brennan	5	37	0	0	0	0	37	7.4
Devonta Lee	6	0	27	0	0	0	27	4.5
TK McLendon	3	0	12	0	0	0	12	4.0
JaCoby Stevens	7	0	0	0	0	9	9	1.3
Tory Carter	5	0	7	0	0	0	7	1.4
Kary Vincent	7	0	0	0	0	5	5	0.7
Adrian Magee	7	1	0	0	0	0	1	0.1
Jamal Pettigrew	7	0	-1	0	0	0	-1	-0.1
<b>Team</b>	<b>6</b>	<b>-9</b>	<b>0</b>	<b>0</b>	<b>0</b>	<b>0</b>	<b>-9</b>	<b>-1.5</b>
<b>Total</b>	<b>7</b>	<b>1079</b>	<b>2700</b>	<b>208</b>	<b>226</b>	<b>14</b>	<b>4227</b>	<b>603.9</b>
<b>Opponents</b>	<b>7</b>	<b>653</b>	<b>1583</b>	<b>16</b>	<b>78</b>	<b>82</b>	<b>2412</b>	<b>344.6</b>

## PUNT RETURNS

	No.	Yards	Avg	TD	Long
Derek Stingley Jr.	11	120	10.9	0	32
Trey Palmer	3	65	21.7	1	54
Micah Baskerville	1	23	23.0	1	0
<b>Total</b>	<b>15</b>	<b>208</b>	<b>13.9</b>	<b>2</b>	<b>54</b>
<b>Opponents</b>	<b>4</b>	<b>16</b>	<b>4.0</b>	<b>0</b>	<b>11</b>

## INTERCEPTIONS

	No.	Yards	Avg	TD	Long
Derek Stingley Jr.	3	0	0.0	0	0
JaCoby Stevens	2	9	4.5	0	9
Kristian Fulton	1	0	0.0	0	0
Kary Vincent	1	5	5.0	0	5
Grant Delpit	1	0	0.0	0	0
<b>Total</b>	<b>8</b>	<b>14</b>	<b>1.8</b>	<b>0</b>	<b>9</b>
<b>Opponents</b>	<b>4</b>	<b>82</b>	<b>20.5</b>	<b>1</b>	<b>47</b>

## KICK RETURNS

	No.	Yards	Avg	TD	Long
C. Edwards-Helaire	8	180	22.5	0	38
Micah Baskerville	1	46	46.0	0	46
<b>Total</b>	<b>9</b>	<b>226</b>	<b>25.1</b>	<b>0</b>	<b>46</b>
<b>Opponents</b>	<b>4</b>	<b>78</b>	<b>19.5</b>	<b>0</b>	<b>28</b>

## FUMBLE RETURNS

	No.	Yards	Avg	TD	Long
Rashard Lawrence	1	1	1.0	0	1
Patrick Queen	1	10	10.0	0	10
<b>Total</b>	<b>2</b>	<b>11</b>	<b>5.5</b>	<b>0</b>	<b>10</b>
<b>Opponents</b>	<b>0</b>	<b>0</b>	<b>0.0</b>	<b>1</b>	<b>0</b>

## PUNTING

	No.	Yards	Avg	Long	TB	FC	I20	50+	Blkd
Zach Von Rosenberg	20	903	45.2	57	2	7	12	9	0
<b>Total</b>	<b>20</b>	<b>903</b>	<b>45.2</b>	<b>57</b>	<b>2</b>	<b>7</b>	<b>12</b>	<b>9</b>	<b>0</b>
<b>Opponents</b>	<b>43</b>	<b>1805</b>	<b>42.0</b>	<b>74</b>	<b>3</b>	<b>12</b>	<b>9</b>	<b>6</b>	<b>1</b>

## KICKOFFS

	No.	Yards	Avg	TB	OB	Retn	Net	YdLn
Avery Atkins	63	4068	64.6	58	0			
<b>Total</b>	<b>63</b>	<b>4068</b>	<b>64.6</b>	<b>58</b>	<b>0</b>	<b>19.5</b>	<b>40.3</b>	<b>24</b>
<b>Opponents</b>	<b>29</b>	<b>1565</b>	<b>54.0</b>	<b>11</b>	<b>1</b>	<b>25.1</b>	<b>36.7</b>	<b>28</b>

## FIELD GOALS

	FIELDGOALS	Md-Att	Pct	01-19	20-29	30-39	40-49	50-99	Long	Blkd
Cade York	10-12	83.3	0-0	5-5	3-3	2-3	0-1	48	0	

## FG SEQUENCE

	LSU	Opponents
Georgia Southern	(39),(48)	(47)
Texas	(36),(33),(40)	(47)
Northwestern St.	(26)	34
Vanderbilt	(25)	(41)
Utah St.	53	(30),(47)
Florida	44	
Mississippi State	(20),(23),(25)	

Numbers in (parentheses) indicate field goal was made.



## DEFFENSIVE LEADERS

	GP	Tackles				TFL-Yds	Sacks No-Yds	Pass Defense				Fumbles		Blkd	
		Solo	Ast	Total				Int-Yds	BU	PD	Qbh	Rcv-Yds	FF	Kick	Saf
6 Jacob Phillips	7-7	28	24	52	3.0-4	.	.	1	1	2	.	1	.	.	
7 Grant Delpit	7-7	24	14	38	1.5-3	.	1-0	3	4	1	1-0	.	.	.	
3 JaCoby Stevens	7-7	20	18	38	2.5-4	2.0-2	2-9	4	6	.	.	.	.	.	
8 Patrick Queen	7-4	14	17	31	4.5-15	.	.	.	.	.	1-10	.	.	.	
92 Neil Farrell	7-3	7	22	29	4.0-11	2.0-9	.	1	1	4	.	.	.	.	
35 Damone Clark	7-2	9	19	28	2.0-12	1.5-11	.	.	.	.	.	.	.	.	
5 Kary Vincent	7-5	18	7	25	1.0-2	.	1-5	3	4	.	.	.	.	.	
72 Tyler Shelvin	7-6	7	14	21	2.0-4	.	.	2	2	1	.	.	.	.	
18 K. Chaisson	5-5	12	9	21	4.0-24	2.0-21	.	1	1	3	.	1	.	.	
1 Kristian Fulton	7-7	16	4	20	.	.	1-0	8	9	.	.	.	.	.	
24 Derek Stingley Jr.	7-7	16	2	18	.	.	3-0	9	12	.	.	.	.	.	
45 M. Divinity	4-2	13	4	17	3.0-19	2.0-17	.	.	.	3	.	1	.	.	
91 Breiden Fehoko	7-4	6	7	13	5.0-19	0.5-5	.	1	1	1	.	.	.	.	
31 Cameron Lewis	7-0	4	6	10	0.5-3	0.5-3	.	1	1	.	.	.	.	.	
97 Glen Logan	4-3	3	6	9	1.5-2	1.0-1	.	1	1	.	.	.	.	.	
46 Andre Anthony	5-2	4	5	9	1.0-2	1.0-2	.	1	1	.	.	.	.	.	
93 Justin Thomas	5-1	6	2	8	2.0-8	1.0-7	.	.	.	.	.	.	.	.	
62 Siaki Ika	5-0	4	4	8	1.0-2	.	.	.	.	.	.	.	.	.	
23 Micah Baskerville	5-0	5	3	8	2.0-2	1.0-1	.	1	1	.	.	.	1	.	
94 Joseph Evans	4-1	2	5	7	.	.	.	.	.	.	.	.	.	.	
25 Cordale Flott	6-0	3	2	5	.	.	.	1	1	.	.	.	.	.	
90 Rashard Lawrence	4-3	3	2	5	1.0-12	1.0-12	.	1	1	1	1-1	1	.	.	
11 Eric Monroe	7-0	3	1	4	1.0-1	.	.	.	.	.	.	.	.	.	
49 Travez Moore	2-0	2	1	3	0.5-3	0.5-3	.	.	.	.	.	.	.	.	
43 Ray Thornton	6-0	1	2	3	.	.	.	.	.	.	.	.	.	.	
4 Todd Harris	3-1	3	.	3	1.0-4	.	.	.	.	.	.	.	.	.	
9S Marcel Brooks	4-0	2	1	3	1.0-8	1.0-8	.	.	.	.	.	.	.	.	
16 Jay Ward	5-0	2	.	2	.	.	.	1	1	1	.	.	.	.	
42 Aaron Moffitt	7-0	1	1	2	.	.	.	.	.	.	.	.	.	.	
41 Carlton Smith	4-0	.	1	1	.	.	.	.	.	.	.	.	.	.	
14 Maurice Hampton	6-0	1	.	1	.	.	.	.	.	.	.	.	.	.	
44 Tory Carter	5-0	1	.	1	.	.	.	.	.	.	.	.	.	.	
58 Jared Small	3-0	.	1	1	.	.	.	.	.	.	.	.	.	.	
68 Damien Lewis	7-7	1	.	1	.	.	.	.	.	.	.	.	.	.	
27 Lanard Fournette	4-0	1	.	1	.	.	.	.	.	.	.	.	.	.	
10 Stephen Sullivan	7-2	1	.	1	.	.	.	.	.	.	.	.	.	.	
17 Racey McMath	6-0	1	.	1	.	.	.	.	.	.	.	.	.	.	
<b>Total</b>	<b>7-0</b>	<b>244</b>	<b>204</b>	<b>448</b>	<b>45-164</b>	<b>17-102</b>	<b>8-14</b>	<b>40</b>	<b>48</b>	<b>17</b>	<b>3-11</b>	<b>4</b>	<b>1</b>	<b>.</b>	
<b>Opponents</b>	<b>7-0</b>	<b>270</b>	<b>236</b>	<b>506</b>	<b>35-132</b>	<b>12-81</b>	<b>4-82</b>	<b>23</b>	<b>27</b>	<b>8</b>	<b>2-0</b>	<b>3</b>	<b>.</b>	<b>.</b>	

## TACKLES

(UT-AT-TOT)	TOTALS	GS	TEXAS	NSU	VANDY	USU	UF	MSU	AU	UA	OM	ARK	TAMU	BOWL
Jacob Phillips LB	28-24-52	3-7-10	6-1-7	3-5-8	6-4-10	2-3-5	3-1-4	5-3-8						
JaCoby Stevens DB	20-18-38	3-4-7	7-1-8	1-1-2	1-4-5	0-1-1	4-3-7	4-4-8						
Grant Delpit	24-14-38	2-2-4	3-0-3	1-2-3	4-2-6	2-1-3	7-1-8	5-6-11						
Patrick Queen LB	14-17-31	0-2-2	1-5-6	0-4-4	0-2-2	5-1-6	6-2-8	2-1-3						
Neil Farrell DE	7-22-29	2-6-8	0-1-1	0-6-6	2-2-4	1-2-3	1-3-4	1-2-3						
Damone Clark LB	9-19-28	1-8-9	1-2-3	2-4-6	2-2-4	0-1-1	1-1-2	2-1-3						
Kary Vincent CB	18-7-25	0-1-1	4-1-5	4-2-6	1-1-2	1-0-1	1-1-2	7-1-8						
K. Chaisson LB	12-9-21	1-4-5	4-1-5	DNP	DNP	1-0-1	6-2-8	0-2-2						
Tyler Shelvin NG	7-14-21	1-5-6	2-0-2	1-2-3	2-2-4	0-1-1	1-2-3	0-2-2						
Kristian Fulton CB	16-4-20	1-0-1	4-0-4	-	4-1-5	2-1-3	4-0-4	1-2-3						
Derek Stingley CB	16-2-18	-	3-0-3	1-1-2	5-0-5	2-0-2	5-1-6	-						
M. Divinity LB	13-4-17	DNP	8-2-10	DNP	0-1-1	DNP	2-0-2	3-1-4						
Breiden Fehoko DE	6-7-13	-	-	0-2-2	2-2-4	3-0-3	0-2-2	1-1-2						
Cameron Lewis DB	4-6-10	1-0-1	-	1-4-5	1-0-1	-	1-0-1	0-2-2						
Glen Logan DE	3-6-9	0-3-3	1-2-3	DNP	DNP	DNP	2-0-2	0-1-1						
Andre Anthony LB	4-5-9	1-1-2	1-0-1	1-2-3	1-1-2	0-1-1	DNP	DNP						
Justin Thomas DE	6-2-8	DNP	1-0-1	DNP	1-1-2	4-0-4	-	0-1-1						
Siaki Ika	4-4-8	1-0-1	DNP	1-1-2	DNP	1-1-2	1-1-2	0-1-1						
M. Baskerville LB	5-3-8	DNP	DNP	1-1-2	1-0-1	2-0-2	1-0-1	0-2-2						
Joseph Evans DL	2-5-7	0-1-1	DNP	1-1-2	0-2-2	1-1-2	DNP	DNP						
R. Lawrence DE	3-2-5	1-0-1	1-0-1	DNP	DNP	DNP	-	1-2-3						
Cordale Flott CB	3-2-5	-	1-1-2	-	1-1-2	1-0-1	DNP	-						
Eric Monroe DB	3-1-4	1-0-1	-	1-1-2	-	1-0-1	-	-						
Ray Thornton LB	1-2-3	1-1-2	-	0-1-1	-	DNP	-	-						
Todd Harris DB	3-0-3	1-0-1	1-0-1	1-0-1	DNP	DNP	DNP	DNP						
Travez Moore DE	2-1-3	DNP	DNP	2-1-3	-	DNP	DNP	DNP						
Marcel Brooks S	2-1-3	DNP	0-1-1	DNP	-	DNP	1-0-1	1-0-1						
Aaron Moffitt	1-1-2	-	-	-	-	1-0-1	-	0-1-1						
Jay Ward CB	2-0-2	DNP	DNP	-	-	-	1-0-1	1-0-1						
La. Fournette	1-0-1	-	-	-	1-0-1	DNP	DNP	DNP						
Tory Carter	1-0-1	-	-	-	DNP	DNP	-	1-0-1						
Carlton Smith LB	0-1-1	-	-	0-1-1	DNP	-	DNP	DNP						
Maurice Hampton DB	1-0-1	-	DNP	-	-	1-0-1	-	-						
Damien Lewis	1-0-1	-	1-0-1	-	-	-	-	-						
Steph. Sullivan	1-0-1	-	-	1-0-1	-	-	-	-						
Racey McMath	1-0-1	-	1-0-1	DNP	-	-	-	-						
Jared Small LB	0-1-1	0-1-1	-	-	DNP	DNP	DNP	DNP						

## TACKLES FOR LOSS

	TOTALS	GS	TEXAS	NSU	VANDY	USU	UF	MSU	AU	UA	OM	ARK	TAMU	BOWL
Breiden Fehoko DE	4-5.0	-	-	0.5-1	2.5-11	1.0-1	-	1.0-6						
Patrick Queen LB	4-4.5	-	0.5-1	-	-	3.0-13	-	1.0-1						
K. Chaisson LB	4-4.0	-	1.0-12	DNP	DNP	-	3.0-12	-						
Neil Farrell DE	3-4.0	1.0-2	-	0.5-1	1.0-1	1.5-7	-	-						
M. Divinity LB	3-3.0	DNP	1.0-12	DNP	-	DNP	-	2.0-7						
Jacob Phillips LB	3-3.0	-	-	-	3.0-4	-	-	-						
JaCoby Stevens DB	2-12.5	0.5-2	1.0-1	-	-	-	-	1.0-1						
Tyler Shelvin NG	2-2.0	1.0-2	-	-	-	-	1.0-2	-						
Damone Clark LB	1-2.0	-	-	-	1.5-11	0.5-1	-	-						
M. Baskerville LB	2-2.0	DNP	DNP	-	-	2.0-2	-	-						
Justin Thomas DE	2-2.0	DNP	-	DNP	1.0-7	1.0-1	-	-						
Glen Logan DE	1-1.5	-	1.5-2	DNP	DNP	DNP	-	-						
Grant Delpit	1-1.5	1.5-3	-	-	-	-	-	-						
Kary Vincent CB	1-1.0	-	-	-	-	1.0-2	-	-						
Marcel Brooks S	1-1.0	DNP	-	DNP	-	DNP	1.0-8	-						
Andre Anthony LB	1-1.0	-	1.0-2	-	-	-	DNP	DNP						
R. Lawrence DE	1-1.0	1.0-12	-	DNP	DNP	DNP	-	-						
Todd Harris DB	1-1.0	-	1.0-4	-	DNP	DNP	DNP	DNP						
Eric Monroe DB	1-1.0	-	-	1.0-1	-	-	-	-						
Siaki Ika	1-1.0	-	DNP	1.0-2	DNP	-	-	-						
Cameron Lewis DB	0-0.5	-	-	0.5-3	-	-	-	-						
Travez Moore DE	0-0.5	DNP	DNP	0.5-3	-	DNP	DNP	DNP						

## PASSING

#9 Joe Burrow	Comp-Att-Int	Pct	Yards	TD	Long	Sack-Yds	Effic
Georgia Southern	23-27-0	85.2	278	5	44	0-0	232.79
Texas	31-39-1	79.5	471	4	61	4-25	209.65
Northwestern St.	21-24-1	87.5	373	2	65	1-5	237.22
Vanderbilt	25-34-0	73.5	398	6	64	2-20	230.09
Utah St.	27-38-1	71.1	344	5	39	2-9	185.25
Florida	21-24-0	87.5	293	3	54	0-0	231.30
Mississippi State	25-32-0	78.1	327	4	60	3-22	205.21
<b>TOTALS</b>	<b>173-218-3</b>	<b>79.4</b>	<b>2484</b>	<b>29</b>	<b>65</b>	<b>12-81</b>	<b>216.22</b>

#15 Myles Brennan	Comp-Att-Int	Pct	Yards	TD	Long	Sack-Yds	Effic
Georgia Southern	7-12-0	58.3	72	0	32	0-0	108.73
Northwestern St.	8-9-0	88.9	115	0	35	0-0	196.22
Vanderbilt	1-4-1	25.0	20	0	20	0-0	17.00
Utah St.	1-1-0	100.0	9	0	9	0-0	175.60
Mississippi State	0-3-0	0.0	0	0	0	0-0	0.00
<b>TOTALS</b>	<b>17-29-1</b>	<b>58.6</b>	<b>216</b>	<b>0</b>	<b>35</b>	<b>0-0</b>	<b>114.29</b>

## RUSHING

	no-yds/td	GS	TEXAS	NSU	VANDY	USU	UF	MSU	AU	UA	OM	ARK	TAMU	BOWL
C. Ed.-Helaire RB	89-547/7	9-45/1	15-87/1	13-50/2	14-106/1	14-72/0	13-134/2	11-53/0						
Ty Davis-Price RB	37-201/3	5-11/0	1-0/0	7-29/2	4-19/0	11-53/0	3-40/1	6-49/0						
John Emery Jr. RB	29-115/2	6-20/0	DNP	3-2/1	9-51/1	8-45/0	1-2/0	2-1/0						
Joe Burrow QB	39-94/2	1-2/0	9-8/0	7-30/1	2-20/0	10-42/1	6-43/0	4-11/0						
Chris Curry RB	12-57/0	2-23/0	0-0/0	DNP	4-10/0	6-24/0	0-0/0	0-0/0						
Myles Brennan QB	8-37/0	3-3/0	DNP	1-9/0	2-14/0	2-11/0	DNP	0-0/0						
La. Fournette RB	13-36/1	6-19/1	3-9/0	3-7/0	1-1/0	DNP	DNP	DNP						
Team	6-9/0	1-1/0	1-2/0	1-1/0	0-0/0	DNP	1-1/0	2-4/0						

## RECEIVING

	no-yds/td	GS	TEXAS	NSU	VANDY	USU	UF	MSU	AU	UA	OM	ARK	TAMU	BOWL
Just. Jefferson WR	48-759/9	5-87/1	9-163/3	5-124/0	2-18/1	9-155/2	10-123/1	8-89/1						
Ja'Marr Chase WR	35-626/9	2-21/1	8-147/0	DNP	10-229/4	3-54/1	7-127/2	5-48/1						
T. Marshall WR	20-304/6	4-31/3	6-123/1	6-75/2	4-75/0	DNP	DNP	DNP						
Thaddeus Moss TE	14-201/1	2-61/0	1-15/0	DNP	0-0/0	5-39/1	3-38/0	3-48/0						
Derrick Dillon WR	9-152/2	1-32/0	0-0/0	3-41/0	0-0/0	4-42/1	0-0/0	1-37/1						
Racey McMath WR	10-138/2	0-0/0	1-5/0	DNP	5-48/1	1-9/0	0-0/0	3-76/1						
Steph. Sullivan TE	11-121/0	0-0/0	0-0/0	4-51/0	3-48/0	1-8/0	1-5/0	2-9/0						
Jontre Kirklin WR	2-75/0	0-0/0	0-0/0	2-75/0	0-0/0	0-0/0	DNP	0-0/0						
C. Ed.-Helaire RB	12-74/0	4-31/0	4-15/0	0-0/0	1-1/0	1-12/0	0-0/0	2-15/0						
Jaray Jenkins WR	5-67/0	0-0/0	DNP	5-67/0	0-0/0	0-0/0	DNP	0-0/0						
John Emery Jr. RB	5-51/0	1-17/0	DNP	0-0/0	0-0/0	4-34/0	0-0/0	0-0/0						
Ty Davis-Price RB	6-48/0	2-24/0	0-0/0	2-20/0	1--1/0	0-0/0	0-0/0	1-5/0						
Devonta Lee WR	2-27/0	1--1/0	0-0/0	1-28/0	DNP	0-0/0	0-0/0	0-0/0						
La. Fournette RB	5-19/0	3-16/0	2-3/0	0-0/0	0-0/0	DNP	DNP	DNP						
Chris Curry RB	2-14/0	2-14/0	0-0/0	DNP	0-0/0	0-0/0	0-0/0	0-0/0						
TK McLendon TE	1-12/0	1-12/0	0-0/0	DNP	0-0/0	DNP	DNP	DNP						
Tory Carter FB	1-7/0	0-0/0	0-0/0	1-7/0	DNP	DNP	0-0/0	0-0/0						
Trey Palmer WR	1-6/0	1-6/0	DNP	0-0/0	0-0/0	0-0/0	0-0/0	0-0/0						
Jamal Pettigrew TE	1-1/0	1--1/0	0-0/0	0-0/0	0-0/0	0-0/0	0-0/0	0-0/0						

## TEAM STATISTICS

Date	Opponent	Rushing				Receiving				Passing				Kick Ret				Punt Ret				tot off
		no.	yds	td	lg	no.	yds	td	lg	c-a-i	yds	td	lg	no.	yds	td	lg	no.	yds	td	lg	
Aug 31, 2019	GEORGIA SOUTHERN	33	122	2	20	30	350	5	44	30-39-0	350	5	44	0	0	0	0	4	52	0	32	472
Sep 07, 2019	at Texas	29	102	1	24	31	471	4	61	31-39-1	471	4	61	0	0	0	0	1	11	0	11	573
Sep 14, 2019	NORTHWESTERN ST.	35	122	6	13	29	488	2	65	29-33-1	488	2	65	3	76	0	31	4	108	1	54	610
Sep 21, 2019	at Vanderbilt	36	181	2	46	26	418	6	64	26-38-1	418	6	64	2	68	0	46	4	25	1	1	599
Oct 05, 2019	UTAH ST.	51	248	1	21	28	353	5	39	28-39-1	353	5	39	1	38	0	38	1	10	0	10	601
Oct 12, 2019	FLORIDA	24	218	3	57	21	293	3	54	21-24-0	293	3	54	1	20	0	20	0	0	0	0	511
Oct 19, 2019	at Mississippi State	25	86	0	19	25	327	4	60	25-35-0	327	4	60	2	24	0	22	1	2	0	2	413
<b>LSU</b>		<b>233</b>	<b>1079</b>	<b>15</b>	<b>57</b>	<b>190</b>	<b>2700</b>	<b>29</b>	<b>65</b>	<b>190-247-4</b>	<b>2700</b>	<b>29</b>	<b>65</b>	<b>9</b>	<b>226</b>	<b>0</b>	<b>46</b>	<b>15</b>	<b>208</b>	<b>2</b>	<b>54</b>	<b>3779</b>
<b>Opponent</b>		<b>232</b>	<b>653</b>	<b>4</b>	<b>52</b>	<b>135</b>	<b>1583</b>	<b>12</b>	<b>55</b>	<b>135-242-8</b>	<b>1583</b>	<b>12</b>	<b>55</b>	<b>4</b>	<b>78</b>	<b>0</b>	<b>28</b>	<b>4</b>	<b>16</b>	<b>0</b>	<b>11</b>	<b>2236</b>

Games: 7 Avg/rush: 4.6 Avg/catch: 14.2 Pass effic: 204.25 KR avg: 25.1 PR avg: 13.9 All purpose avg/game: 603.9 Total offense avg/gm: 539.9

Date	Opponent	Tackles					Sacks		Fumble			Pass Defense				blkd	PAT Attempts			off		
		solo	ast	total	tfl	yds	no.	yds	ff	fr	yds	no.	yds	qbh	brup	kick	kicks	rush	rcv	saf	t/o	pts
Aug 31, 2019	GEORGIA SOUTHERN	21	46	67	5.0	21	2.0	14	2	2	10	0	0	1	2	0	7-7	0	0	0	14	55
Sep 07, 2019	at Texas	51	18	69	7.0	34	5.0	28	1	0	0	0	0	3	5	0	4-4	0	1	0	0	45
Sep 14, 2019	NORTHWESTERN ST.	23	42	65	4.0	11	1.0	6	0	0	0	0	0	0	9	0	8-9	0	0	0	0	65
Sep 21, 2019	at Vanderbilt	35	28	63	9.0	34	3.0	23	0	0	0	2	0	3	9	1	9-9	0	0	0	0	66
Oct 05, 2019	UTAH ST.	31	14	45	10.0	27	2.0	8	0	0	0	3	5	1	2	0	6-6	0	0	0	14	42
Oct 12, 2019	FLORIDA	48	20	68	5.0	22	2.0	17	0	0	0	1	0	5	9	0	6-6	0	0	0	7	42
Oct 19, 2019	at Mississippi State	35	36	71	5.0	15	2.0	6	1	1	1	2	9	4	4	0	3-4	0	0	0	10	36
<b>LSU</b>		<b>244</b>	<b>204</b>	<b>448</b>	<b>45.0</b>	<b>164</b>	<b>17.0</b>	<b>102</b>	<b>4</b>	<b>3</b>	<b>11</b>	<b>8</b>	<b>14</b>	<b>17</b>	<b>40</b>	<b>1</b>	<b>43-45</b>	<b>0</b>	<b>1</b>	<b>0</b>	<b>45</b>	<b>351</b>
<b>Opponent</b>		<b>270</b>	<b>236</b>	<b>506</b>	<b>35.0</b>	<b>132</b>	<b>12.0</b>	<b>81</b>	<b>3</b>	<b>2</b>	<b>0</b>	<b>4</b>	<b>82</b>	<b>8</b>	<b>23</b>	<b>0</b>	<b>17-17</b>	<b>0</b>	<b>0</b>	<b>0</b>	<b>17</b>	<b>140</b>

Date	Opponent	Punting										Field Goals			Kickoffs				
		no.	yds	avg	long	blkd	tb	fc	50+	in20	m-a	long	blkd	no.	yds	avg	tb	ob	
Aug 31, 2019	GEORGIA SOUTHERN	3	155	51.7	53	0	0	1	3	3	2-2	48	0	10	650	65.0	9	0	
Sep 07, 2019	at Texas	2	96	48.0	52	0	0	1	1	1	3-3	40	0	9	585	65.0	9	0	
Sep 14, 2019	NORTHWESTERN ST.	1	36	36.0	36	0	0	0	0	1	1-1	26	0	11	690	62.7	9	0	
Sep 21, 2019	at Vanderbilt	5	211	42.2	56	0	0	2	2	2	1-1	25	0	11	715	65.0	11	0	
Oct 05, 2019	UTAH ST.	2	91	45.5	55	0	1	1	1	1	0-1	0	0	7	455	65.0	6	0	
Oct 12, 2019	FLORIDA	2	81	40.5	49	0	0	1	0	2	0-1	0	0	7	455	65.0	7	0	
Oct 19, 2019	at Mississippi State	5	233	46.6	57	0	1	1	2	2	3-3	25	0	8	518	64.8	7	0	
<b>LSU</b>		<b>20</b>	<b>903</b>	<b>45.2</b>	<b>57</b>	<b>0</b>	<b>2</b>	<b>7</b>	<b>9</b>	<b>12</b>	<b>10-12</b>	<b>48</b>	<b>0</b>	<b>63</b>	<b>4068</b>	<b>64.6</b>	<b>58</b>	<b>0</b>	
<b>Opponent</b>		<b>43</b>	<b>1805</b>	<b>42.0</b>	<b>74</b>	<b>1</b>	<b>3</b>	<b>12</b>	<b>6</b>	<b>9</b>	<b>5-6</b>	<b>47</b>	<b>0</b>	<b>29</b>	<b>1565</b>	<b>54.0</b>	<b>11</b>	<b>1</b>	



## OPPONENT TEAM STATISTICS

Date	Opponent	Rushing				Receiving				Passing				Kick Ret				Punt Ret				tot off
		no.	yds	td	lg	no.	yds	td	lg	c-a-i	yds	td	lg	no.	yds	td	lg	no.	yds	td	lg	
Aug 31, 2019	GEORGIA SOUTHERN	39	74	0	11	4	24	0	12	4-11-0	24	0	12	1	13	0	13	0	0	0	0	98
Sep 07, 2019	at Texas	37	121	1	17	32	409	4	55	32-48-0	409	4	55	0	0	0	0	1	2	0	2	530
Sep 14, 2019	NORTHWESTERN ST.	23	46	0	7	23	232	2	28	23-41-0	232	2	28	1	16	0	16	0	0	0	0	278
Sep 21, 2019	at Vanderbilt	34	145	2	52	19	229	1	36	19-39-2	229	1	36	0	0	0	0	1	11	0	11	374
Oct 05, 2019	UTAH ST.	22	19	0	8	16	140	0	35	16-31-3	140	0	35	1	21	0	21	0	0	0	0	159
Oct 12, 2019	FLORIDA	40	146	0	17	24	311	4	28	24-44-1	311	4	28	0	0	0	0	0	0	0	0	457
Oct 19, 2019	at Mississippi State	37	102	1	12	17	238	1	29	17-28-2	238	1	29	1	28	0	28	2	3	0	7	340
<b>Opponent totals</b>		<b>232</b>	<b>653</b>	<b>4</b>	<b>52</b>	<b>135</b>	<b>1583</b>	<b>12</b>	<b>55</b>	<b>135-242-8</b>	<b>1583</b>	<b>12</b>	<b>55</b>	<b>4</b>	<b>78</b>	<b>0</b>	<b>28</b>	<b>4</b>	<b>16</b>	<b>0</b>	<b>11</b>	<b>2236</b>
<b>LSU</b>		<b>233</b>	<b>1079</b>	<b>15</b>	<b>57</b>	<b>190</b>	<b>2700</b>	<b>29</b>	<b>65</b>	<b>190-247-4</b>	<b>2700</b>	<b>29</b>	<b>65</b>	<b>9</b>	<b>226</b>	<b>0</b>	<b>46</b>	<b>15</b>	<b>208</b>	<b>2</b>	<b>54</b>	<b>3779</b>

Date	Opponent	Tackles					Sacks		Fumble			Pass Defense				blkd	PAT Attempts			off			
		solo	ast	total	tfl	yds	no.	yds	ff	fr	yds	no.	yds	qbh	brup	kick	kicks	rush	rcv	saf	t/o	pts	
Aug 31, 2019	GEORGIA SOUTHERN	30	58	88	7.0	9	0.0	0	0	0	0	0	0	0	5	0	0-0	0	0	0	0	0	3
Sep 07, 2019	at Texas	44	12	56	6.0	32	4.0	25	0	0	0	1	8	1	2	0	5-5	0	0	0	0	0	38
Sep 14, 2019	NORTHWESTERN ST.	38	44	82	5.0	18	1.0	5	0	0	0	1	8	1	2	0	2-2	0	0	0	0	0	14
Sep 21, 2019	at Vanderbilt	36	40	76	6.0	29	2.0	20	0	1	0	1	47	2	2	0	5-5	0	0	0	0	14	38
Oct 05, 2019	UTAH ST.	60	30	90	4.0	17	2.0	9	2	1	0	1	19	2	2	0	0-0	0	0	0	0	3	6
Oct 12, 2019	FLORIDA	32	14	46	1.0	2	0.0	0	0	0	0	0	0	0	3	0	4-4	0	0	0	0	0	28
Oct 19, 2019	at Mississippi State	30	38	68	6.0	25	3.0	22	1	0	0	0	0	2	7	0	1-1	0	0	0	0	0	13
<b>Opponent totals</b>		<b>270</b>	<b>236</b>	<b>506</b>	<b>35.0</b>	<b>132</b>	<b>12.0</b>	<b>81</b>	<b>3</b>	<b>2</b>	<b>0</b>	<b>4</b>	<b>82</b>	<b>8</b>	<b>23</b>	<b>0</b>	<b>17-17</b>	<b>0</b>	<b>0</b>	<b>0</b>	<b>0</b>	<b>17</b>	<b>140</b>
<b>LSU</b>		<b>244</b>	<b>204</b>	<b>448</b>	<b>45.0</b>	<b>164</b>	<b>17.0</b>	<b>102</b>	<b>4</b>	<b>3</b>	<b>11</b>	<b>8</b>	<b>14</b>	<b>17</b>	<b>40</b>	<b>1</b>	<b>43-45</b>	<b>0</b>	<b>1</b>	<b>0</b>	<b>45</b>	<b>351</b>	

Date	Opponent	Punting										Field Goals			Kickoffs				
		no.	yds	avg	long	blkd	tb	fc	50+	in20	m-a	long	blkd	no.	yds	avg	tb	ob	
Aug 31, 2019	GEORGIA SOUTHERN	9	396	44.0	74	0	0	3	2	2	1-1	47	0	2	105	52.5	1	0	
Sep 07, 2019	at Texas	3	132	44.0	55	0	1	0	1	1	1-1	47	0	7	359	51.3	4	1	
Sep 14, 2019	NORTHWESTERN ST.	7	290	41.4	49	0	0	1	0	1	0-1	0	0	3	184	61.3	0	0	
Sep 21, 2019	at Vanderbilt	8	329	41.1	66	1	1	1	2	1	1-1	41	0	6	327	54.5	3	0	
Oct 05, 2019	UTAH ST.	7	273	39.0	47	0	0	4	0	2	2-2	47	0	3	166	55.3	1	0	
Oct 12, 2019	FLORIDA	4	171	42.8	49	0	0	2	0	1	0-0	0	0	5	245	49.0	1	0	
Oct 19, 2019	at Mississippi State	5	214	42.8	70	0	1	1	1	1	0-0	0	0	3	179	59.7	1	0	
<b>Opponent totals</b>		<b>43</b>	<b>1805</b>	<b>42.0</b>	<b>74</b>	<b>1</b>	<b>3</b>	<b>12</b>	<b>6</b>	<b>9</b>	<b>5-6</b>	<b>47</b>	<b>0</b>	<b>29</b>	<b>1565</b>	<b>54.0</b>	<b>11</b>	<b>1</b>	
<b>LSU</b>		<b>20</b>	<b>903</b>	<b>45.2</b>	<b>57</b>	<b>0</b>	<b>2</b>	<b>7</b>	<b>9</b>	<b>12</b>	<b>10-12</b>	<b>48</b>	<b>0</b>	<b>63</b>	<b>4068</b>	<b>64.6</b>	<b>58</b>	<b>0</b>	

## THE LAST TIME...

### Games against Ranked Teams

#### Beat a top 25 team

#7 Florida, 42-28, in Baton Rouge (10/12/19)

#### Beat a top 10 team

#7 Florida, 42-28, in Baton Rouge (10/12/19)

#### Beat a top 5 team

#2 Georgia, 36-16, in Baton Rouge (10/13/18)

#### Beat an FBS No. 1 team (AP or Coaches Poll)

#1 Ohio State, 38-24 (01/07/08 - BCS Championship Game)

#### Beat an FBS No. 1 team (AP or Coaches Poll) at home

#1 Florida, 28-21 (10/11/97)

#### Beat a ranked opponent at home

#7 Florida, 42-28, in Baton Rouge (10/12/19)

#### Beat a ranked opponent on the road

#9 Texas, 45-38, in Austin (09/07/19)

#### Beat a ranked opponent at a neutral site

#8 UCF, 40-32, in Fiesta Bowl (1/1/19)

#### Beat back-to-back ranked opponents

#9 Texas, 45-38, in Austin (09/07/19) & #7 Florida, 42-28, in Baton Rouge (10/12/19)

#### Beat a ranked team in three straight games

11/23/01 - 01/01/02 vs. #22 Arkansas, #24 Auburn, #2 Tennessee (SEC CG), #7 Illinois (Sugar Bowl)

#### Beat a ranked team in four straight games

11/23/01 - 01/01/02 vs. #22 Arkansas, #24 Auburn, #2 Tennessee (SEC CG), #7 Illinois (Sugar Bowl)

#### Lost to a ranked opponent at home

#1 Alabama, 29-0 (11/03/18)

#### Lost to a ranked opponent on the road

at #22 Texas A&M, 74-72 (11/24/18)

#### Lost to a ranked opponent at a neutral site

#14 Clemson, 25-24, in Chick-fil-A Bowl (12/31/12)

#### Lost to an unranked opponent at home

Troy, 24-21 (09/30/17)

#### Lost to an unranked opponent on the road

at Mississippi State, 27-7 (09/16/17)

### Special Situations

#### Won on the last play of the game

at #7 Auburn (22-21, 09/15/17); 42 yard field goal by Cole Tracy as time expired

#### Lost on the last play of the game

at Texas A&M (74-72, 11/24/18); in seventh overtime on 2-pt. conversion

#### Came back and won from 10 or more down in 4th quarter

vs. #14 Wisconsin, 28-24 (8/30/14); down 24-13 entering 4th quarter

#### Lost when leading by 10 or more in 4th quarter

#14 Clemson, 25-24 in Chick-fil-A Bowl (12/31/12); led 24-13 entering fourth quarter

#### Lost when leading by 20 points or more

Tennessee, 30-27 OT (09/26/05); led 21-0 at halftime

#### Scored on the first play from scrimmage

Travin Dural (94-yard pass from QB Anthony Jennings) vs. Sam Houston State (9/6/14)

#### A QB caught a pass on a designed play

Matt Flynn (35-yards from WR Early Doucet) at Alabama (11/03/07)

#### A RB threw a TD pass on a designated play

Clyde Edwards-Helaire (11 yards to Tory Carter) at Texas A&M in fifth overtime (11/24/18)

#### Had two RB rush for at least 100 yards each

Derrius Guice (127 yards) and Darrel Williams (106 yards) vs. Texas A&M (11/25/17)

#### A player gained 100 yards receiving and 100 yards rushing

Darrel Williams (103 yards rushing, 105 yards receiving) vs. Ole Miss (10/21/17)

#### Had a player be responsible for six touchdowns

Joe Burrow (6) at Vanderbilt (09/21/19)

### Returns/Special Teams/Defense

#### Returned a KO for a TD

Leonard Fournette, 100 yards vs. Notre Dame (12/30/14- Music City Bowl)

#### Returned a Punt for a TD

Trey Palmer, 54 yards vs. Northwestern State (09/14/19)

#### Returned an INT for a TD

Jacob Phillips, 45 yards vs. #8 Miami (09/02/18-at AT&M Stadium, Arlington)

#### Returned 2 INTs for TDs

Ronald Martin (45 yards) & Lavar Edwards (23 yards) vs. Idaho (09/15/12)

#### Returned 3 INTs for TDs

3 vs. Arkansas State (C. Raymond, D. Walkup, C. Buckels) (10/12/91)

#### Recovered a fumble in endzone for a TD

William Clapp at Ole Miss (11/21/15)

#### Returned a fumble for a TD

Michael Divinity Jr., 58-yard fumble recovery and return (forced by Devin White) at Texas A&M (11/24/18)

#### Scored two defensive TDs in a game

2 vs. UL-Monroe (R. Brooks, INT; L. Edwards, FUM) (11/13/10)

#### Faked a field goal for a touchdown

Trent Domingue (kicker), 16-yard run (10/17/15 vs. Florida)

#### Faked a punt for a first down

Kendell Beckwith, 5-yard run in third quarter vs. Wisconsin (8/30/14)

#### Faked a field goal for a first down

Josh Jasper, 5-yard run in 4th quarter (10/09/10 at Florida)

#### A player kicked the PAT after scoring the TD

Trent Domingue vs. Florida (10/17/15)

#### Blocked a FG

Austin Deculus, 45-yard Bubba Baxa attempt in second quarter vs. #8 Miami in Arlington (09/02/18)

#### Returned a blocked FG for a TD

Patrick Peterson, 53 yards on the block of Ole Miss' 47-yard FG attempt (11/21/09)

#### Blocked a PAT (kick)

Austin Deculus, kick attempt by Joseph Bulovas (11/03/18 vs. No. 1 Alabama)

#### Returned a PAT for a Defensive Extra Point

Mark Roman, kick attempt by Seth Hanson (10/17/98 vs. Kentucky)

#### Blocked a punt

Micah Baskerville at Vanderbilt (09/21/19)

#### Blocked a punt for a safety

Jarvis Green, on an Andy Smith punt (10/16/99 at Kentucky)

#### Returned a blocked punt for TD

Micah Baskerville, 23 yards, off Micah Baskerville's block at Vanderbilt (09/21/19)

#### Recovered an onside kick

at Vanderbilt (09/21/19); recovered by Micah Baskerville with 15:00 left in Third quarter

#### Recovered an onside kick to start the game

vs. Auburn (12/01/01)

#### Recorded a Safety (Team)

vs. Louisville (12/31/16-Buffalo Wild Wings Citrus Bowl); sacked by Arden Key

#### Recorded a Safety (Individual tackle)

Arden Key vs. Louisville (12/31/16-Buffalo Wild Wings Citrus Bowl)

#### Recorded six interceptions (Team)

6 at Mississippi State (08/30/07)

#### Had a player record three interceptions

3 by Craig Steltz at Mississippi State (8/30/07)

#### Had a player record 15 tackles

17 by Devin White at Texas A&M (11/24/18)

#### Had six sacks as a team

8 vs. Louisville (12/31/16-Buffalo Wild Wings Citrus Bowl)

### Opponent Returns/Special Teams

#### Returned a KO for a TD

Rashad Fenton of South Carolina, 96 yards in 2nd Quarter (10/10/15)

#### Returned a Punt for a TD

Antonio Callaway of Florida, 72 yards in 3rd Quarter (10/17/15 in Baton Rouge)

#### Returned an INT for a TD

Brad Stewart of Florida, 25 yards in 4th Quarter (10/06/18 at Florida)

#### Returned 3 INTs for TDs

Ken Alvis, Fred Smith, and Brian Robinson of Auburn on Jamie Howard (09/17/94 at Auburn)

#### Recovered a fumble in endzone for a TD

Chris Shelling of Auburn recovered fumble by Jermaine Sharp in 2nd Quarter (09/17/94 at Auburn)

#### Returned a fumble for a TD

Elijah McAllister of Vanderbilt, 1 yard on Clyde Edwards-Helaire fumble in 2nd Quarter (09/21/19 at Vanderbilt)

#### Blocked a FG

Ronnie Harrison of Alabama on kick by Colby Delahoussaye in 1st Quarter (11/05/16 in Baton Rouge)

#### Blocked a punt

Solomon Patton of Florida on punt by Brad Wing in 4th quarter (10/08/11 in Baton Rouge)

#### Blocked two punts

Justin Hamilton and Jason Lallis of Virginia Tech on punts by Donnie Jones (9/01/02 at Virginia Tech)

#### Blocked a punt for a safety

Justin Hamilton of Virginia Tech on punt by Donnie Jones (09/01/02 at Virginia Tech)

#### Recorded a Safety (Team)

Parris Bennett of Syracuse on rush by Darrel Williams in 3rd Quarter (09/23/17 in Baton Rouge)

#### Blocked a PAT (kick)

Johnathon Calvin of Mississippi State on PAT attempt by Colby Delahoussaye in 2nd Quarter (09/17/16 in Baton Rouge)

#### Returned a PAT for a Defensive Extra Point

Eric Kelly of Kentucky off a bad snap in the 2nd Quarter (10/17/98 in Baton Rouge)

#### Faked a field goal for a TD

Damon Duval of Auburn 1 yard run in 1st Quarter (09/18/99 in Baton Rouge)

#### Recovered an onside kick

Dez Harris of Mississippi State in 4th Quarter (09/17/16 in Baton Rouge)

**Scoring**

**Scored 30 or more points**

All Games: 36 at Mississippi State, (10/19/19)  
 SEC Games: 36 at Mississippi State, (10/19/19)

**Scored 40 or more points**

All Games: 42 vs. Florida, (10/05/19)  
 SEC Games: 42 vs. Florida, (10/05/19)

**Scored 50 or more points**

All Games: 66 at Vanderbilt, (09/21/19)  
 SEC Games: 66 at Vanderbilt (09/21/19)

**Scored 60 or more points**

All Games: 66 at Vanderbilt, (09/21/19)  
 SEC Games: 72 at Texas A&M, 7 OTs (11/24/18)

**Scored 70 or more points**

All Games: 72 at Texas A&M, 7 OTs (11/24/18)  
 SEC Games: 72 at Texas A&M, 7 OTs (11/24/18)

**Total Offense**

**Had more than 400 total yards**

All Games: 413 at Mississippi State, (10/19/19)  
 SEC Games: 413 at Mississippi State, (10/19/19)

**Had more than 450 total yards**

All Games: 511 vs. Florida, (10/12/19)  
 SEC Games: 599 at Vanderbilt, (09/21/19)

**Had more than 500 total yards**

All Games: 511 vs. Florida, (10/12/19)  
 SEC Games: 511 vs. Florida, (10/12/19)

**Had more than 550 total yards**

All Games: 601 vs. Utah State, (10/05/19)  
 SEC Games: 599 at Vanderbilt (09/21/19)

**Had more than 600 total yards**

All Games: 601 vs. Utah State, (10/05/19)  
 SEC Games: 601 vs. Texas A&M (11/25/17)

**Had More than 625 total yards**

All Games: 634 vs. Missouri (10/01/16)  
 SEC Games: 634 vs. Missouri (10/01/16)

**Had more than 650 total yards**

All Games: 672 vs. Furman (10/26/13)  
 SEC Games: Never

**Had more than 700 total yards**

All Games: 746 vs. Rice (09/24/77)  
 SEC Games: Never

**Rushing Offense**

**Rushed for 150 or more yards**

All Games: 218 vs. Florida (10/12/19)  
 SEC Games: 218 vs. Florida (10/12/19)

**Rushed for 200 or more yards**

All Games: 218 vs. Florida (10/12/19)  
 SEC Games: 218 vs. Florida (10/12/19)

**Rushed for 250 or more yards**

All Games: 275 vs. Georgia (10/13/18)  
 SEC Games: 275 vs. Georgia (10/13/18)

**Rushed for 300 or more yards**

All Games: 393 vs Ole Miss (10/21/17)  
 SEC Games: 393 vs Ole Miss (10/21/17)

**Rushed for 350 or more yards**

All Games: 393 vs Ole Miss (10/21/17)  
 SEC Games: 393 vs Ole Miss (10/21/17)

**Rushed for 400 or more yards**

All Games: 418 vs. Missouri (10/01/16)  
 SEC Games: 418 vs. Missouri (10/01/16)

**Rushed for 425 or more yards**

All Games: 433 vs. Houston (09/07/96)  
 SEC Games: 426 vs. Ole Miss (10/30/76)

**Rushed for 500 or more yards**

All Games: 503 vs. Oregon (10/22/77)  
 SEC Games: Never

**Passing Offense**

**Passed for 250 or more yards**

All Games: 327 at Mississippi State, (10/20/19)  
 SEC Games: 327 at Mississippi State, (10/20/19)

**Passed for 300 or more yards**

All Games: 327 at Mississippi State, (10/20/19)  
 SEC Games: 327 at Mississippi State, (10/20/19)

**Passed for 350 or more yards**

All Games: 353 vs. Utah State, (10/05/19)  
 SEC Games: 418 at Vanderbilt, (09/21/19)

**Passed for 400 or more yards**

All Games: 418 at Vanderbilt, (09/21/19)  
 SEC Games: 418 at Vanderbilt, (09/21/19)

**Passed for 450 or more yards**

All Games: 488 vs. Northwestern State, (09/14/19)  
 SEC Games: 528 vs. Alabama (11/03/01)

**Passed for 500 or more yards**

All Games: 528 at Alabama (11/03/01)  
 SEC Games: 528 vs. Alabama (11/03/01)

**Scoring Defense**

**Allowed 0 points .....**

All Games: 0 vs. Southeastern La. (09/08/18)  
 SEC Games: 0 at Mississippi State (08/30/07)

**Allowed 3 or fewer points....**

All Games: 3 vs. Georgia Southern (08/31/19)  
 SEC Games: 3 vs. Mississippi State (10/20/18)

**Allowed 7 or fewer points....**

All Games: 6 vs. Utah State (10/05/19)  
 SEC Games: 3 vs. Mississippi State (10/20/18)

**Allowed 10 or fewer points..**

All Games: 6 vs. Utah State (10/05/19)  
 SEC Games: 3 vs. Mississippi State (10/20/18)

**Allowed 14 or fewer points**

All Games: 6 vs. Utah State (10/05/19)  
 SEC Games: 14 at Arkansas (11/10/18)

**Total Defense**

**Allowed fewer than 75 total yards**

All Games: 70 vs. Louisiana-Lafayette (10/05/02)  
 SEC Games: 69 at Kentucky (10/15/66)

**Allowed fewer than 100 total yards**

All Games: 98 vs. Georgia Southern (08/31/19)  
 SEC Games: 90 vs. Auburn (10/13/73)

**Allowed fewer than 125 total yards**

All Games: 98 vs. Georgia Southern (08/31/19)  
 SEC Games: 114 vs. Kentucky (10/19/85)

**Allowed fewer than 150 total yards**

All Games: 98 vs. Georgia Southern (08/31/19)  
 SEC Games: 135 vs. Vanderbilt (09/11/10)

**Allowed fewer than 175 total yards**

All Games: 159 vs. Utah State (10/05/19)  
 SEC Games: 135 vs. Vanderbilt (09/11/10)

**Allowed fewer than 200 total yards**

All Games: 159 vs. Utah State (10/05/19)  
 SEC Games: 183 at Auburn (09/22/12)

**Allowed fewer than 225 total yards**

All Games: 159 vs. Utah State (10/05/19)  
 SEC Games: 216 at Arkansas (11/10/18)

**Allowed fewer than 250 total yards**

All Games: 159 vs. Utah State (10/05/19)  
 SEC Games: 216 at Arkansas (11/10/18)

**Allowed fewer than 275 total yards**

All Games: 159 vs. Utah State (10/05/19)  
 SEC Games: 216 at Arkansas (11/10/18)

**Allowed fewer than 300 total yards**

All Games: 159 vs. Utah State (10/05/19)  
 SEC Games: 216 at Arkansas (11/10/18)

**Rushing Defense**

**Allowed fewer than 0 yards**

All Games: -5 vs. BYU (09/02/17)  
 SEC Games: 0 at South Carolina (10/18/03)

**Allowed fewer than 10 yards**

All Games: -5 vs. BYU (09/02/17)  
 SEC Games: 10 at Mississippi State (08/30/07)

**Allowed fewer than 20 yards**

All Games: 19 vs. Utah State (10/05/19)  
 SEC Games: 16 at Arkansas (11/10/18))

**Allowed fewer than 30 yards**

All Games: 19 vs. Utah State (10/05/19)  
 SEC Games: 16 at Arkansas (11/10/18)

**Allowed fewer than 40 yards**

All Games: 19 vs. Utah State (10/05/19)  
 SEC Games: 16 at Arkansas (11/10/18)

**Allowed fewer than 50 yards**

All Games: 19 vs. Utah State (10/05/19)  
 SEC Games: 16 at Arkansas (11/10/18)

**Allowed fewer than 60 yards**

All Games: 19 vs. Utah State (10/05/19)  
 SEC Games: 16 at Arkansas (11/10/18)

**Allowed fewer than 70 yards**

All Games: 19 vs. Utah State (10/05/19)  
 SEC Games: 16 at Arkansas (11/10/18)

**Allowed fewer than 80 yards**

All Games: 19 vs. Utah State (10/05/19)  
 SEC Games: 16 at Arkansas (11/10/18)

**Allowed fewer than 90 yards**

All Games: 19 vs. Utah State (10/05/19)  
 SEC Games: 16 at Arkansas (11/10/18)

**Allowed fewer than 100 yards**

All Games: 19 vs. Utah State (10/05/19)  
 SEC Games: 16 at Arkansas (11/10/18)

**Passing Defense**

**Allowed 0 passing yards**

All Games: 0 vs. Alabama (11/06/71)  
 SEC Games: 0 vs. Alabama (11/06/71)

**Allowed 25 or fewer passing yards**

All Games: 24 vs. Georgia Southern (08/31/19)  
 SEC Games: 23 vs. Arkansas (11/27/93)

**Allowed 50 or fewer passing yards**

All Games: 24 vs. Georgia Southern (08/31/19)  
 SEC Games: 47 at Ole Miss (11/19/11)

**Allowed 75 or fewer passing yards**

All Games: 24 vs. Georgia Southern (08/31/19)  
 SEC Games: 59 vs. Mississippi State (10/20/18)

**Allowed 100 or fewer passing yards**

All Games: 24 vs. Georgia Southern (08/31/19)  
 SEC Games: 59 vs. Mississippi State (10/20/18)

**Allowed 125 or fewer passing yards**

All Games: 24 vs. Georgia Southern (08/31/19)  
 SEC Games: 59 vs. Mississippi State (10/20/18)

**Allowed 150 or fewer passing yards**

All Games: 140 vs. Utah State (10/05/19)  
 SEC Games: 59 vs. Mississippi State (10/20/18)

**Allowed 175 or fewer passing yards**

All Games: 140 vs. Utah State (10/05/19)  
 SEC Games: 59 vs. Mississippi State (10/20/18)

**Allowed 200 or fewer passing yards**

All Games: 140 vs. Utah State (10/05/19)  
 SEC Games: 200 at Arkansas (11/10/18)

## THE LAST TIME...

### Individual Rushing

---

#### Had a player rush for 100 or more yards

All Games: 134 by Clyde Edwards-Helaire vs. Florida (10/12/19)  
SEC Games: 106 by Clyde Edwards-Helaire at Vanderbilt (09/21/19)

#### Had a player rush for 150 or more yards

All Games: 276 by Derrius Guice vs. Ole Miss (10/21/17)  
SEC Games: 276 by Derrius Guice vs. Ole Miss (10/21/17)

#### Had a player rush for 200 or more yards

All Games: 276 by Derrius Guice vs. Ole Miss (10/21/17)  
SEC Games: 276 by Derrius Guice vs. Ole Miss (10/21/17)

#### Had a player rush for 225 or more yards

All Games: 276 by Derrius Guice vs. Ole Miss (10/21/17)  
SEC Games: 276 by Derrius Guice vs. Ole Miss (10/21/17)

#### Had a player rush for 2 or more TDs

All Games: 2 by Clyde Edwards-Helaire vs. Florida (10/12/19)  
SEC Games: 2 by Clyde Edwards-Helaire vs. Florida (10/12/19)

#### Had a player rush for 3 or more TDs

All Games: 3 by Joe Burrow at Texas A&M (11/24/18)  
SEC Games: 3 by Joe Burrow at Texas A&M (11/24/18)

#### Had a player rush for 4 or more TDs

All Games: 4 by Derrius Guice at Texas A&M (11/24/16)  
SEC Games: 4 by Derrius Guice at Texas A&M (11/24/16)

#### Had a player rush for 5 or more TDs

All Games: 5 by Kevin Faulk at Kentucky (11/01/97)  
SEC Games: 5 by Kevin Faulk at Kentucky (11/01/97)

### Individual Passing

---

#### Had a player pass for 200 or more yards

All Games: 327 by Joe Burrow at Mississippi State (10/19/19)  
SEC Games: 327 by Joe Burrow at Mississippi State (10/19/19)

#### Had a player pass for 250 or more yards

All Games: 327 by Joe Burrow at Mississippi State (10/19/19)  
SEC Games: 327 by Joe Burrow at Mississippi State (10/19/19)

#### Had a player pass for 300 or more yards.

All Games: 327 by Joe Burrow at Mississippi State (10/19/19)  
SEC Games: 327 by Joe Burrow at Mississippi State (10/19/19)

#### Had a player pass for 350 or more yards

All Games: 398 by Joe Burrow at Vanderbilt (09/21/19)  
SEC Games: 398 by Joe Burrow at Vanderbilt (09/21/19)

#### Had a player pass for 400 or more yards

All Games: 471 by Joe Burrow at Texas (09/07/19)  
SEC Games: 528 by Rohan Davey at Alabama (11/03/01)

#### Had a player pass for 450 or more yards

All Games: 471 by Joe Burrow at Texas (09/07/19)  
SEC Games: 528 by Rohan Davey at Alabama (11/03/01)

#### Had a player pass for 500 or more yards

All Games: 528 by Rohan Davey at Alabama (11/03/01)  
SEC Games: 528 by Rohan Davey at Alabama (11/03/01)

#### Had a player pass for 2 or more TDs

All Games: 3 by Joe Burrow vs. Florida (10/12/19)  
SEC Games: 3 by Joe Burrow vs. Florida (10/12/19)

#### Had a player pass for 3 or more TDs

All Games: 3 by Joe Burrow vs. Florida (10/12/19)  
SEC Games: 3 by Joe Burrow vs. Florida (10/12/19)

#### Had a player pass for 4 or more TDs

All Games: 5 by Joe Burrow vs. Utah State (10/05/19)  
SEC Games: 6 by Joe Burrow at Vanderbilt (09/21/19)

#### Had a player complete 20 or more passes

All Games: 25 by Joe Burrow at Mississippi State (10/19/19)  
SEC Games: 25 by Joe Burrow at Mississippi State (10/19/19)

#### Had a player complete 25 or more passes

All Games: 25 by Joe Burrow at Mississippi State (10/19/19)  
SEC Games: 25 by Joe Burrow at Mississippi State (10/19/19)

#### Had a player complete 30 or more passes

All Games: 31 by Joe Burrow at Texas (09/07/19)  
SEC Games: 35 by Rohan Davey at Alabama (11/03/01)

#### Had a player complete 35 or more passes

All Games: 35 by Rohan Davey at Alabama (11/03/01)  
SEC Games: 35 by Rohan Davey at Alabama (11/03/01)

#### Had a player complete 15 straight passes

All Games: 17 by Rohan Davey vs. Arkansas-6 (11/26/99), vs. Western Carolina-11 (09/02/00) and 17 by Matt Mauck vs. Arizona-11 (09/06/03), vs. Western Illinois-6 (09/13/03)

#### Had a player throw 30 or more passes

All Games: 32 by Joe Burrow at Mississippi State (10/19/19)  
SEC Games: 32 by Joe Burrow at Mississippi State (10/19/19)

#### Had a player throw 35 or more passes

All Games: 38 by Joe Burrow vs. Utah State (10/05/19)  
SEC Games: 38 by Joe Burrow at Texas A&M (11/24/18)

#### Had a player throw 40 or more passes

All Games: 51 by Brandon Harris at Ole Miss (11/21/15)  
SEC Games: 51 by Brandon Harris at Ole Miss (11/21/15)

#### Had a player throw 45 or more passes

All Games: 51 by Brandon Harris at Ole Miss (11/21/15)  
SEC Games: 51 by Brandon Harris at Ole Miss (11/21/15)

#### Had a player throw 50 or more passes

All Games: 51 by Brandon Harris at Ole Miss (11/21/15)  
SEC Games: 51 by Brandon Harris at Ole Miss (11/21/15)

### Individual Receiving

---

#### Had a player with 9 or more receptions in a game

All Games: 10 by Justin Jefferson vs. Florida (10/12/19)  
SEC Games: 10 by Justin Jefferson vs. Florida (10/12/19)

#### Had a player with 10 or more receptions in a game

All Games: 10 by Justin Jefferson vs. Florida (10/12/19)  
SEC Games: 10 by Justin Jefferson vs. Florida (10/12/19)

#### Had a player with 11 or more receptions in a game

All Games: 12 by Brandon LaFell vs. Troy (11/15/08)  
SEC Games: 12 by Michael Clayton at Alabama (11/15/03)

#### Had a player with 12 or more receptions in a game

All Games: 12 by Brandon LaFell vs. Troy (11/15/08)  
SEC Games: 12 by Michael Clayton at Alabama (11/15/03)

#### Had a player with 13 or more receptions in a game

All Games: 14 by Josh Reed vs. Illinois (01/01/02 - Sugar Bowl)  
SEC Games: 19 by Josh Reed at Alabama (11/03/01)

#### Had a player with 14 or more receptions in a game

All Games: 14 by Josh Reed vs. Illinois (01/01/02 - Sugar Bowl)  
SEC Games: 19 by Josh Reed at Alabama (11/03/01)

#### Had a player with 15 or more receptions in a game

All Games: 19 by Josh Reed at Alabama (11/03/01)  
SEC Games: 19 by Josh Reed at Alabama (11/03/01)

#### Had a player receive 100 or more yards

All Games: 155 by Justin Jefferson vs. Utah State (10/06/19)  
SEC Games: 229 by Ja'Marr Chase at Vanderbilt (09/21/19)

#### Had a player receive 150 or more yards

All Games: 127 by Justin Jefferson and 123 by Ja'Marr Chase vs. Florida (10/12/19)  
SEC Games: 127 by Justin Jefferson and 123 by Ja'Marr Chase vs. Florida (10/12/19)

#### Had a player receive 200 or more yards

All Games: 229 by Ja'Marr Chase at Vanderbilt (09/21/19)  
SEC Games: 229 by Ja'Marr Chase at Vanderbilt (09/21/19)

#### Had a player receive 250 or more yards

All Games: 293 by Josh Reed at Alabama (11/03/01) - school record  
SEC Games: 293 by Josh Reed at Alabama (11/03/01) - school record

#### Had a player receive for 2 or more TDs

All Games: 2 by Ja'Marr Chase vs. Florida (10/12/19)  
SEC Games: 2 by Ja'Marr Chase vs. Florida (10/12/19)

#### Had a player receive for 3 or more TDs

All Games: 4 by Ja'Marr Chase at Vanderbilt (09/21/19)  
SEC Games: 4 by Ja'Marr Chase at Vanderbilt (09/21/19)

#### Had a player receive for 4 or more TDs

All Games: 4 by Ja'Marr Chase at Vanderbilt (09/21/19)  
SEC Games: 4 by Ja'Marr Chase at Vanderbilt (09/21/19)

#### Had a player receive for 5 or more TDs

All Games: 5 by Carlos Carson vs. Rice (09/24/77)  
SEC Games: Never





## 46 ANDRE ANTHONY

**Outside Linebacker**  
6-4 • 238 • Jr. • 1L  
New Orleans, La.  
Edna Karr High School

### JUNIOR SEASON (2019)


Has seen action in five games with starts against Northwestern State and Vanderbilt ... Credited for a pair of tackles at Vanderbilt ... Finished with three tackles and PBU against Northwestern State ... Sacked Texas quarterback Sam Ehlinger in the fourth quarter ... Totaled a pair of tackles against Georgia Southern.

### ANDRE ANTHONY'S CAREER HIGHS

Tackles: 5 at Auburn, 2018  
Tackles for loss: 1 at Texas, 2019  
Sacks: 1 at Texas, 2019  
Quarterback Hurries: 1, 2x (Last: vs. Ole Miss)  
Fumble recoveries: 1 vs. Southeastern Louisiana

### ANDRE ANTHONY'S CAREER STATISTICS

YEAR	G-GS	UT	AT	TT	TFL	Sacks	PD	QBH	INT	FF	FR
2017	0-0	0	0	0	0	0	0	0	0	0	0
2018	13-3	5	9	14	0.5-4	0.5-4	0	2	0	0	1
2019	5-2	4	5	9	1.0-2	1.0-2	1	0	0	0	0
<b>Total</b>	<b>18-5</b>	<b>9</b>	<b>14</b>	<b>23</b>	<b>1.5-6</b>	<b>1.5-6</b>	<b>1</b>	<b>2</b>	<b>0</b>	<b>0</b>	<b>1</b>



## 32 AVERY ATKINS

**Placekicker/Kickoff Specialist**  
6-1 • 210 • So. • 1L  
Auburn, Ala.  
Auburn High School

### 2018 SEC First-Year Academic Honor Roll

### SOPHOMORE SEASON (2019)

LSU's kickoff specialist who has kicked off 63 times and owns a 92 percent touch back rating... Allowed one return on eight kickoffs at Mississippi State ... A perfect seven-for-seven on kickoffs against Florida ... Kicked six touch backs on seven kickoffs against Utah State ... Owns a career high 11 kickoffs against Vanderbilt and Northwestern State ... Set a new career high with 11 touch backs and 715 yards at Vandy ... Kicked off 11 times with nine touch backs against Northwestern State ... Perfect on touch backs with nine against Texas ... Opened the season with 10 kickoffs for 650 yards against Georgia Southern.

### ATKINS' CAREER HIGHS

Kickoffs: 11 vs. Northwestern State, 2019  
Kickoff Yards: 690 vs. Northwestern State, 2019  
Touch backs: 9, 3x (Last: vs. Northwestern State, 2019)

### ATKINS' CAREER KICKOFF STATISTICS

YEAR	G	NO.	YDS.	AVG.	TB	OB
2018	13	79	5,014	63.5	71	0
2019	7	63	4,068	64.6	58	0
<b>Total</b>	<b>20</b>	<b>142</b>	<b>9,082</b>	<b>64.0</b>	<b>129</b>	<b>0</b>



## 23 MICAH BASKERVILLE

**Linebacker**  
6-1 • 228 • So. • 1L  
Shreveport, La.  
Evangel Christian Academy

### SOPHOMORE SEASON (2019)

Has played in five games in 2019 mostly on special teams ... Recorded a pair of tackles at Mississippi State ... Against Vanderbilt, blocked a punt and returned it for a touchdown ... Also recovered an onside kick and returned it to the Vandy 1-yard line.

### MICAH BASKERVILLE'S CAREER HIGHS

Tackles: 11 at Florida, 2018  
Tackles for loss: .5 at Florida, 2018

### MICAH BASKERVILLE'S CAREER STATISTICS

YEAR	G-GS	UT	AT	TT	TFL	Sacks	PD	QBH	INT	FF	FR
2018	8-1	7	11	18	0.5-1	0.0-0	0	0	0	0	0
2019	5-0	5	3	8	2.0-2	1.0-1	1	0	0	0	0
<b>Total</b>	<b>12-1</b>	<b>12</b>	<b>14</b>	<b>26</b>	<b>2.5-3</b>	<b>1.0-1</b>	<b>1</b>	<b>0</b>	<b>0</b>	<b>0</b>	<b>0</b>



## 15 MYLES BRENNAN

**Quarterback**  
6-5 • 183 • So. • 1L  
Long Beach, Miss.  
St. Stanislaus High School

### SOPHOMORE SEASON (2019)

LSU's backup quarterback behind Joe Burrow ... Has seen action in 2019 against Mississippi State ... Utah State, Vanderbilt, Northwestern State and Georgia Southern ... Set career highs in completions with eight and yards for 115 against Northwestern State ... Completed seven passes on 12 attempts for 72 yards in the season opener against Georgia Southern.

### MYLES BRENNAN'S CAREER PASSING HIGHS

Pass attempts: 12 vs. Georgia Southern, 2019  
Pass completions: 8 vs. Northwestern State, 2019  
Pass yards: 115 vs. Northwestern State, 2019  
Pass TDs: 1 vs. Troy, 2017  
Had intercepted: 1, 3x (Last: at Vanderbilt, 2019)  
Long pass: 48 vs. Troy, 2017

### MYLES BRENNAN'S CAREER RUSHING HIGHS

Rush attempts: 3, 2x (Last: vs. Georgia Southern, 2019)  
Rush yards: 14 at Vanderbilt, 2019  
Long rush: 9, 2x (Last: at Vanderbilt, 2019)

### MYLES BRENNAN'S CAREER STATISTICS

PASSING							
YEAR	G-GS	COMP	ATT	INT	YDS	TD	LONG
2017	6-0	14	24	2	182	1	48
2018	1-0	4	6	0	65	0	39
2019	5-0	17	29	1	216	0	35
<b>Total</b>	<b>12-0</b>	<b>35</b>	<b>59</b>	<b>3</b>	<b>463</b>	<b>1</b>	<b>48</b>

### RUSHING

YEAR	ATT	YDS	TD	LONG
2017	9	-6	0	6
2018	0	0	0	0
2019	8	37	0	9
<b>Total</b>	<b>17</b>	<b>31</b>	<b>0</b>	<b>9</b>



# 9 JOE BURROW

**Quarterback**  
**6-4 • 216 • Sr. • 1L**  
**Athens, Ohio**  
**Athens HS/Ohio State**

- **2019 Davey O'Brien Award National Quarterback of the Week (at Texas, vs. Florida)**
- **2019 Maxwell Award Player of the Week (vs. Texas)**
- **2019 SEC Player of the Week (vs. Georgia Southern, at Texas, at Vanderbilt, vs. Florida)**
- **2008 Davey O'Brien Great Eight List (at Vanderbilt, vs. Utah State)**
- **2019 Fiesta Bowl Offensive Player of the Game (vs. UCF)**
- **2018 LSU Permanent Team Captain**
- **2018 SEC Academic Honor Roll**
- **2018 Davey O'Brien Great Eight List (vs. Georgia, vs. Ole Miss)**
- **2018 SEC Player of the Week (at Auburn, vs. Ole Miss)**
- **2018 Ohio State University Graduate (B.A. Consumer & Family Financial Services)**
- **2016 Academic All-Big Ten Conference**
- **2016 Ohio State Scholar-Athlete**

## SENIOR SEASON (2019)

Is 17-3 overall as LSU's starting quarterback ... Has now directed LSU to six wins over Top 10 teams during his career, the most of any quarterback in school history. ... Set the school record for passing touchdowns in a season with 29 in the seventh game of 2019, passing the previous record of 28 set by Matt Mauck (2003) and JaMarcus Russell (2006) ... is the first player in school history to have four or more touchdown passes in five games of a season ... Owns 5,378 career passing yards, the seventh quarterback in school history with 5,000-plus passing yards ... Has completed 20+ passes in 10-straight games, the first quarterback in school history with four or more ... Owns seven, 300-yard career passing games for the second most in school history and six in 2019, which is tied for the most in school history ... Threw for 327 yards and four touchdowns on a 25-for-32 day at Mississippi State ... Connected with Justin Jefferson on an 18-yard pass in the third quarter against Mississippi State to set the single-season touchdown record of 29 ... Against No. 7 Florida, completed 21-of-24 for 284 yard and three touchdowns ... Completed 12 straight passes at one stretch against the Gators, which ranks as the third-longest streak in school history ... Named the SEC Offensive Player of the Week and Davey O'Brien National Quarterback of the Week after his performance against the Gators ... Threw for five touchdowns and rushed for another against Utah State, tying the most touchdowns responsible for in a game in school history ... totaled 344 yards through the air against the Aggies, his fourth straight 300-yard passing game ... Threw for a school record six touchdowns against Vanderbilt, breaking the original record of five set by Zach Mettenberger and tied by Burrow against Georgia Southern ... Was 25-of-24 for 398 yards against Vanderbilt ... His 357 passing yards in the first half against Vandy marked the most by an LSU player in a first half in school history .... Finished 21-of-24 with two touchdowns and 373 yards against Northwestern State ... His 87.5 completion percentage is third in school history ... Had a record day at Texas, leading LSU to its first top-10 non-conference road win in school history ... Finished 31-of 39 for 471 yards and four touchdowns in Austin for the second-most yards and completions in a game in school history ... Connected with Justin Jefferson (163), Ja'Marr Chase (147) and Terrace Marshall Jr. (123) against the Longhorns for the first game in school history with three receivers with more than 100 yards in a game ... Connected with Jefferson on a 61-yard TD on third-and-sixteen with 2:27 remaining in the game to seal the Tigers' victory ... Named the SEC Offensive Player of the Week, Davey O'Brien National Quarterback of the Week and Maxwell Award Player of the Week after his performance at Texas ... Opened the 2019 season against Georgia Southern by leading the LSU offensive to fives-straight touchdown drives ... Finished 23-of-27 for 278 yards and five touchdowns ... Tied the school record for touchdown passes in a game with five against Georgia Southern ... Named the SEC Offensive Player of the Week.

## JOE BURROW'S CAREER STATISTICS

### PASSING

YEAR	G-GS	COMP	ATT	PCT.	YDS	TD	INT	LONG
2018	13-13	219	379	57.8	2,894	16	5	71 (TD)
2019	7-7	173	218	79.4	2,484	29	3	65
<b>LSU TOTAL</b>	<b>20-20</b>	<b>392</b>	<b>597</b>	<b>65.7</b>	<b>5,378</b>	<b>45</b>	<b>8</b>	<b>71</b>

### RUSHING

YEAR	ATT	YDS	AVG.	TD	LONG
2018	128	399	3.1	7	59
2019	39	94	2.4	2	21
<b>TOTAL</b>	<b>167</b>	<b>493</b>	<b>3.0</b>	<b>9</b>	<b>59</b>

## JOE BURROW'S CAREER PASSING HIGHS

Completions: 31 at Texas, 2019  
 Attempts: 39 at Texas, 2019  
 Yards: 471 at Texas, 2019  
 Long: 71 at Auburn, 2018  
 Touchdowns: 6 at Vanderbilt, 2019

## JOE BURROW'S CAREER RUSHING HIGHS

Attempts: 29 at Texas A&M, 2018  
 Yards: 100 at Texas A&M, 2018  
 Long: 59 vs. Georgia, 2018  
 Touchdowns: 3 at Texas A&M, 2018

## JOE BURROW IN THE LSU RECORD BOOKS

### PASSING RECORDS

#### Passing Yards (Game)

No. 2 471 at Texas (2019)  
 No. 4 398 at Vanderbilt (2019)  
 No. 5 394 vs. Central Florida (2019 Fiesta Bowl)

#### Passing Yards (Season)

No. 4 2,984 (2018)

#### TD Passes (Game)

No. 1 6 at Vanderbilt (2019)  
 No. 2 5 vs. Georgia Southern (2019) and vs. Utah State (2019)

#### TD Passes (Season)

No. 1 29 (2019)

#### Attempts (Season)

No. 1 399 (2018)

#### Completions (Game)

No. 3 31 at Texas (2019)  
 No. 9 27 vs. Utah State (2019)

#### Completions (Season)

No. 3 219 (2018)

#### Completion Percentage (Game)

No. 3 87.5, 21-24 vs. Northwestern State (2019) and vs. Florida (2019)

#### Consecutive Passes Without an Interception (Game)

No. 6 38 vs. Texas A&M

#### Consecutive Passes Without an Interception (Season)

No. 1 158 (2018)

#### Consecutive Completions

No. 4 12 at Vanderbilt (2019) and vs. Florida (2019)

#### Pass Yards Gained Per Play (Game)

No. 4 11.58 vs. Central Florida (2019 Fiesta Bowl)

#### Passing Yards Per Game (Season)

No. 5 222.6 (2018)

#### 300-Yard Passing Games (Season)

No. 2 5 (2019)

#### 300-Yard Passing Games (Career)

No. 1 7

## RUSHING RECORDS

### Rushing Touchdowns by a QB (Game)

tNo. 1 3 vs. Texas A&M (2018)

### Rushing Touchdowns by a QB (Season)

tNo. 1 7 (2018)

### Rushing Yards by a QB (Game)

tNo. 8 100 vs. Texas A&M (2018)

### Rushing Yards by a QB (Season)

No. 5 399 (2018)

## TOTAL OFFENSE RECORDS

### Total Plays (Game)

No. 1 67 vs. Texas A&M (2018) – 38 passing, 29 rushing

### Total Plays (Season)

No. 1 507 (2018) – 379 passing, 128 rushing

### Total Yards (Game)

No. 2 479 at Texas (2019) – 471 passing, 8 rushing  
 No. 4 418 vs. Central Florida (2019 Fiesta Bowl) – 394 passing, 24 rushing  
 No. 7 388 vs. Ole Miss, 2018 – 292 passing, 96 rushing  
 No. 10 370 vs. Texas A&M (2018) – 270 passing, 100 rushing

### Touchdowns Responsible For (Game)

No. 1 6 vs. Utah State – 5 passing, 1 rushing  
 6 at Vanderbilt (2019) – 6 passing  
 6 vs. Texas A&M (2018) – 3 rushing, 3 passing

### Touchdowns Responsible For (Season)

No.1 31 (2019) – 29 passing, 2 rushing



## 44 TORY CARTER

**Fullback**  
6-2 • 259 • Jr. • 2L  
Valdosta, Ga.  
Lee County High School

### JUNIOR SEASON (2019)

Played in games against Georgia Southern, Texas, Northwestern State, Florida and Mississippi State at tight end and on special teams ... Made his first catch of the season for seven yards against Northwestern State.

### TORY CARTER'S CAREER STATISTICS


#### RUSHING

YEAR	G-GS	ATT	YDS.	TD	LONG
2017	12-1	0	0	0	0
2018	12-4	2	4	0	2
2019	5-0	0	0	0	0
<b>Total</b>	<b>29-5</b>	<b>2</b>	<b>4</b>	<b>0</b>	<b>2</b>

#### RECEIVING

YEAR	REC.	YDS.	TD	LONG
2017	6	61	1	28
2018	4	39	1	12
2019	1	7	0	0
<b>Total</b>	<b>11</b>	<b>107</b>	<b>2</b>	<b>28</b>

#### • 2019 No. 18 Jersey



## 18 K'LAVON CHAISSON

**Outside Linebacker**  
6-4 • 238 • So. • 1L  
Houston, Texas  
North Shore High School

# 18

- 2018 SEC Academic Honor Roll
- 2017 SEC Academic Honor Roll
- 2017 Freshman All-SEC

### SOPHOMORE SEASON (2019)

Eighth on the LSU team in tackles with 21, first in sacks with two and third in tackles for loss with four ... Credited with two QB hurries, a pass breakup and a pair of tackles at Mississippi State ... LSU's leading tackler against Florida with eight tackles, three tackles for loss and a sack ... Stopped Florida quarterback Kyle Trask on 4th and Goal for a loss of two yards with less than a minute remaining to seal the win for the Tigers ... Returned to the field against Utah State after missing games against Northwestern State and Vanderbilt ... Recorded five tackles at Texas ... Returned to the field for the season opener against Georgia Southern after missing the 2018 season with a torn ACL ... Totaled five tackles and recorded his first forced fumble against GS.

### K'LAVON CHAISSON'S CAREER HIGHS

Tackles: 8 vs. Florida, 2019  
Tackles for Loss: 3.0 vs. Florida, 2019  
Sacks: 2.0 vs. Chattanooga, 2017  
Force Fumbles: 1 vs. Georgia Southern, 2019  
Quarterback Hurries: 2 at Mississippi State, 2019  
Interceptions: 0  
Pass Breakups: 1, 3x (Last: at Mississippi State, 2019)

### K'LAVON CHAISSON'S CAREER STATS

YEAR	G-GS	UT	AT	TT	TFL	Sacks	PD	QBH	INT	FF	FR
2017	12-3	9	18	27	4.5-20	2.0-15	2	2	0	0	0
2018	1-1	3	2	5	1.0-8	1.0-8	0	1	0	0	0
2019	5-5	12	9	21	4.0-24	2.0-21	1	3	0	1	0
<b>Totals</b>	<b>18-9</b>	<b>24</b>	<b>29</b>	<b>53</b>	<b>9.5-52</b>	<b>5.0-44</b>	<b>3</b>	<b>6</b>	<b>0</b>	<b>1</b>	<b>0</b>



## 77 SAAHQD CHARLES

**Offensive Tackle**  
6-5 • 305 • Jr. • 2L  
Jackson, Miss.  
Madison-Ridgeland Academy

### JUNIOR SEASON (2019)

LSU's starting left tackle against Texas, Vanderbilt and Florida... Played all 50 snaps against the vaunted Gators line and earned an overall grade of 91 percent and totaled a pair of finishes ... Had one knockdown in games against the Commodores and Longhorns... Helped pave the way for Clyde Edwards Helaire's 87 yards on the ground and quarterback Joe Burrow's 471 yards through the air at Texas.



## 1 JA'MARR CHASE

**Wide Receiver**  
6-1 • 205 • So. • 1L  
Harvey, La.  
Archbishop Rummel High School

### SOPHOMORE SEASON (2019)

Second on the team in receptions (35) and receiving yards (626) and tied with Justin Jefferson as the team leader in touchdowns with nine ... Has caught at least one touchdown pass in the Tigers' last four games ... Finished with 48 yards and one TD on five receptions at Mississippi State ... Led the Tigers with 127 yards on seven receptions and two touchdowns against No. 7 Florida ... Put the Tigers up 7-0 on a 9-yard touchdown from Joe Burrow ... Sealed the top-10 win with a 54-yard touchdown with 5:43 remaining in the game ... Totaled three receptions on 54 yards with one touchdown against Utah State ... Set career highs with 10 receptions for 229 yards and four touchdowns ... Became the third player in school history with four or more touchdowns in a game and the first since 1989 ... His 229 receiving yards against Vanderbilt marked the fourth most in school history ... The first LSU receiver with 200-plus yards since Odell Beckham Jr. against Furman in 2013 ... Totaled a career high 147 yards on six receptions against Texas ... A part of the first trio in school history, along with Justin Jefferson and Terrace Marshall, to finish with 100 receiving yards in a game ... Started the season opener against Georgia Southern and made a pair of catches for 21 yards and a touchdown.

### JA'MARR CHASE'S CAREER HIGHS

Receptions: 10 at Vanderbilt, 2019  
Receiving yards: 229 at Vanderbilt, 2019  
Touchdowns: 4 at Vanderbilt, 2019  
Long reception: 64 at Vanderbilt, 2019

### JA'MARR CHASE'S CAREER RECEIVING STATISTICS

YEAR	G-GS	REC.	YDS.	TD	LONG
2018	13-7	23	313	3	45
2019	6-6	35	626	9	64 (TD)
<b>TOTAL</b>	<b>19-13</b>	<b>55</b>	<b>939</b>	<b>12</b>	<b>64 (TD)</b>



## 35 DAMONE CLARK

**Linebacker**  
6-4 • 238 • So. • 1L  
Baton Rouge, La.  
Southern Lab High School

### SOPHOMORE SEASON (2019)

Saw action in SEC games against Vanderbilt, Florida and Mississippi State ... Credited with at least two tackles in all three games ... Started against Northwestern State and finished third on the team in tackles with six ... Provided depth for the Tigers at Texas and finished with a pair of tackles at Texas... Made his first career start against Georgia Southern and finished second on the team in tackles with nine.

### DAMONE CLARK'S CAREER HIGHS

Tackles: 9 vs. Georgia Southern, 2019  
Tackles for Loss: 1.5 at Vanderbilt, 2019  
Sacks: 1.5 at Vanderbilt, 2019

### DAMONE CLARK'S CAREER STATISTICS

YEAR	G-GS	UT	AT	TT	TFL	SACKS	PD	QBH	INT	FF	FR
2018	13-0	0	1	1	0-0	0-0	0	0	0	0	0-0
2019	7-2	9	19	28	2.0-12	1.5-11	0	0	0	0	0-0
<b>Total</b>	<b>20-2</b>	<b>9</b>	<b>120</b>	<b>29</b>	<b>2.0-12</b>	<b>1.5-11</b>	<b>0</b>	<b>0</b>	<b>0</b>	<b>0</b>	<b>0-0</b>



## 79 LLOYD CUSHENBERRY III

**Center**  
**6-4 • 309 • Jr. • 2L**  
**Carville, La.**  
**Dutchtown High School**

**18**

- 2019 No. 18 Jersey
- 2016 SEC First-Year Academic Honor Roll

### JUNIOR SEASON (2019)

LSU's starting center in 19-straight games ... Has played 449 snaps and totaled seven knockdowns in seven games ... LSU's top lineman against Mississippi State with a 94 percent overall grade and a pair of finishes ... Graded out 92 percent overall against Florida with a knockdown ... A part of the line that did not allow a sack and led the offense to 511 yards of total offense against the Gators ... Played 87 snaps and graded out as the top lineman with a finish against Utah State ... The center in all 59 snaps against Northwestern State and Vanderbilt ... Played all 71 snaps against Texas and earned a knockdown ... The anchor of the line that racked up 472 yards of total offense in the season opener against Georgia Southern.



## 3 TYRION DAVIS-PRICE

**Running Back**  
**6-1 • 226 • Fr. • HS**  
**Baton Rouge, La.**  
**Southern Lab High School**

### FRESHMAN SEASON (2019)

Owns appearances in all seven games ... Rushed for 49 yards on six attempts at Mississippi State ... Entered the game in the third quarter against No. 7 Florida and gave LSU the lead with a career-long 33-yard run ... Ended with three rushes for 40 yards and the touchdown ... LSU's second-leading rusher with career high 54 yards on 11 carries against Utah State ... Ran for 19 yards and a touchdown on four carries in his first SEC game at Vanderbilt ... Scored his first career touchdown on a 1-yard run against Northwestern State ... Added another run with 2:12 left against the Demons on a 2-yard run ... Finished the night against NSU with 29 yards on seven carries ... Made his first career appearance against Georgia Southern and totaled five carries for 11 yards as well as a pair of catches for 24 yards.

### TYRION DAVIS PRICE'S CAREER RUSHING HIGHS

Rush attempts: 11 vs. Utah State, 2019  
 Rushing yards: 54 vs. Utah State, 2019  
 Rushing TDs: 2 vs. Northwestern State, 2019  
 Longest Rush: 33 vs. Florida, 2019

### TYRION DAVIS PRICE'S CAREER RECEIVING HIGHS

Receptions: 2, 2x (Last: vs. Northwestern State, 2019)  
 Receiving yards: 24 vs. Northwestern State, 2019  
 Touchdowns: 0  
 Long reception: 15 vs. Georgia Southern, 2019

### TYRION DAVIS PRICE'S CAREER RUSHING STATISTICS

YEAR	G-GS	Att.	Yards	TD	Long
2019	7-0	37	201	3	33 (TD)
<b>TOTAL</b>	<b>6-0</b>	<b>37</b>	<b>201</b>	<b>3</b>	<b>33 (TD)</b>

### TYRION DAVIS PRICE'S CAREER RECEIVING STATISTICS

YEAR	Rec.	Yards	TD	Long
2019	6	48	0	18
<b>TOTAL</b>	<b>6</b>	<b>48</b>	<b>0</b>	<b>18</b>



## 76 AUSTIN DECULUS

**Offensive Tackle**  
**6-7 • 321 • Jr. • 2L**  
**Mamou, La.**  
**Cy-Fair High School (Cypress, Texas)**

### JUNIOR SEASON (2019)

LSU's starting right tackle for the last 19 games ... Put together the best game of his career and graded out as the top tiger lineman at 96 percent with a pair of finishes ... A part of the line that did not allow a sack and led the offense to 511 yards of total offense against the Gators ... Played 379 snaps in six games and is third on the team in knockdowns with seven.



## 7 GRANT DELPIT

**Safety**  
**6-3 • 203 • Jr. • 2L**  
**Houston, Texas**  
**IMG Academy**

- 2018 Unanimous All-American
- 2018 First Team All-American (Walter Camp, AP, FWAA, Sporting News, AFCA, Sports Illustrated)
- 2018 Jack Tatum Award Winner (Columbus Ohio Touchdown Club)
- 2018 Nagurski Trophy Finalist
- 2018 Thorpe Award Semifinalist
- 2018 First Team All-SEC (Coaches, AP)
- 2018 SEC Defensive Player of the Week (vs. Mississippi State)
- 2018 Bednarik Award Player of the Week (vs. Mississippi State)

### JUNIOR SEASON (2019)

LSU's starting safety in the last 21 games ... Second on the team in tackles with 38 ... Set a career high in tackles with 11 at Mississippi State ... LSU's leading tackler against No. 7 Florida with eight ... Credited for a pair of huge pass breakups against the Gators ... Intercepted Utah State quarterback Jordan Love and finished with three tackles ... Second on the team in tackles with six and added a PBU at Vanderbilt ... Finished with three tackles at Texas and against Northwestern State ... Totaled five tackles, 1.5 tackles for loss and a fumble recover in the season opener against Georgia Southern.

### GRANT DELPIT'S CAREER HIGHS

Tackles: 11 at Mississippi State, 2019  
 Tackles for loss: 2.5 vs. Ole Miss, 2018  
 Sacks: 1, 5x (Last: vs. Arkansas, 2018)  
 Interceptions: 2, vs. Mississippi State, 2018  
 Pass breakups: 3 at Texas A&M, 2018  
 Fumble recoveries: 1, 2x (Last: vs. Georgia Southern, 2019)

### GRANT DELPIT'S CAREER STATISTICS

YEAR	G-GS	UT	AT	TT	TFL	SACKS	PD	QBH	INT	FF	FR
2017	13-10	36	24	60	3.5-5	0.0-0	9	1	1-0	0	0-0
2018	13-13	46	28	74	9.5-53	5.0-44	14	4	5-1	1	1-0
2019	7-7	24	14	38	1.5-3	0-0	4	1	1-0	0	1-0
<b>Total</b>	<b>33-30</b>	<b>106</b>	<b>66</b>	<b>172</b>	<b>14.5-61</b>	<b>5.0-44</b>	<b>27</b>	<b>6</b>	<b>7-1</b>	<b>1</b>	<b>2-0</b>





## 19 DERRICK DILLON

**Wide Receiver**  
5-11 • 184 • Sr. • 3L  
Franklinton, La.  
Pine High School

### SENIOR SEASON (2019)

The Tigers' starting wide receiver against Northwestern State, Utah State and Florida ... Connected with Joe Burrow on a 37-yard TD at Mississippi State, which tied Burrow for the single-season passing touchdown record and broke the record for touchdowns by a QB in a season ... Finished with 42 yards on four catches and his first TD of the season ... In the start against Northwestern State, totaled three receptions for 41 yards ... Made one reception for 32 yards in the season opener against Georgia Southern.

### DERRICK DILLON'S CAREER RECEIVING HIGHS

Receptions: 5 vs. Rice, 2018  
Receiving yards: 86 vs. UCF, 2019 Fiesta Bowl  
Receiving TDs: 1, 3x (Last: vs. Utah State, 2019)  
Long Reception: 71 (TD) vs. Auburn, 2018

### DERRICK DILLON'S CAREER RUSHING HIGHS

Rushing attempts: 2, 4x (Last: at Alabama, 2017)  
Rushing yards: 30 vs. Florida, 2017  
Rushing TDs: 0  
Long rush: 30 vs. Florida, 2017

### DERRICK DILLON'S CAREER RECEIVING STATISTICS

YEAR	G-GS	REC.	YDS.	TD	LONG
2016	8-0	0	0	0	0
2017	13-3	14	125	0	16
2018	13-5	22	307	2	71 (TD)
2019	7-3	9	152	2	37 (TD)
<b>TOTALS</b>	<b>41-13</b>	<b>45</b>	<b>584</b>	<b>4</b>	<b>71 (TD)</b>

### DERRICK DILLON'S CAREER RUSHING STATISTICS

YEAR	ATT.	YARDS	TD	LONG
2016	0	0	0	0
2017	15	86	0	30
2018	3	1	0	1
2019	0	0	0	0
<b>TOTALS</b>	<b>18</b>	<b>87</b>	<b>0</b>	<b>30</b>



## 45 MICHAEL DIVINITY JR.

**Linebacker**  
6-2 • 238 • Sr. • 3L  
Marrero, La.  
John Ehret High School

### SENIOR SEASON (2019)

Against Mississippi State, forced a fumble and totaled a pair of tackles for loss and QB hurry ... Totaled a pair of tackles against No. 7 Florida ... Started at middle linebacker at Vanderbilt and had a tackle before leaving the game with an injury ... LSU's starting linebacker against Texas ... Finished as the Tigers' leading tackler with a career-high 10 and a sack against the Longhorns.

### MICHAEL DIVINITY JR.'S CAREER HIGHS

Tackles: 10 at Texas, 2019  
Tackles for loss: 2.0 vs. Louisiana Tech, 2018  
Sacks: 1.5 vs. Miami, 2018  
Quarterback Hurries: 3 vs. Florida, 2018  
Interceptions: 1 vs. Mississippi State, 2018  
Fumbles Forced: 1 vs. Arkansas, 2018  
Fumbles Returned: 1, 4x (Last: vs. UCF, 2019 Fiesta Bowl)  
Fumble Return Yards: 58 vs. Texas A&M, 2018

### MICHAEL DIVINITY JR.'S CAREER STATISTICS

YEAR	G-GS	UT	AT	TT	TFL	SACKS	PD	QBH	INT	FF	FR
2016	9-0	7	6	13	1.0-6	0	0	0	0	0	0
2017	11-1	6	9	15	2.5-4	1.0-1	0	1	0	0	2-0
2018	12-11	20	34	54	10.5-45	5.0-27	2	8	1-31	1	2-58
2019	4-3	13	4	17	3.0-19	2.0-17	0	3	0	1	0
<b>Totals</b>	<b>36-14</b>	<b>46</b>	<b>53</b>	<b>99</b>	<b>17.0-74</b>	<b>8.0-45</b>	<b>2</b>	<b>12</b>	<b>1-31</b>	<b>2</b>	<b>4-58</b>



## 22 CLYDE EDWARDS-HELAIRE

**Running Back**  
5-9 • 212 • Jr. • 2L  
Baton Rouge, La.  
Catholic High School

### JUNIOR SEASON (2019)

LSU's starting running back in all seven games ... The team's leading rusher with 547 yards and seven touchdowns ... Became the 50th player in LSU to go over 1,000 career rushing yards against Utah State ... Against No. 7 Florida, rushed for 134 yards and two touchdowns on 13 attempts for an average of 10.3 yards per attempt ... Ripped off runs of 10, 57 and 39 against the Gators ... Scored on a 39-yard run in the first half and 5-yard run in the second half against UF ... Finished with 72 yards on 14 attempts against Utah State ... Surpassed 100 yards for the third time in his career with 106 yards and one touchdown on 14 attempts at Vanderbilt ... Rushed for 50 yards and career-high two touchdowns on 13 attempts against Northwestern State ... Totaled 87 yards on 15 attempts against the Longhorn ... Scored a crucial 12-yard touchdown against UT with 9:58 remaining in the fourth quarter to extend LSU's lead to 9 ... Started his first career game in the season opener against Georgia Southern and was LSU's leading rusher with 45 yards and one touchdown on nine carries ... Also finished with a career high four receptions for 31 yards.

### CLYDE EDWARDS-HELAIRE'S CAREER RUSHING HIGHS

Rushing attempts: 20 vs. Louisiana Tech, 2018  
Rushing yards: 145 vs. Georgia, 2018  
Rushing TDs: 2, 3x (Last: vs. Florida, 2019)  
Long rush: 57 vs. Florida, 2019

### CLYDE EDWARDS-HELAIRE'S CAREER RECEIVING HIGHS

Receptions: 4, 2x (Last: at Texas, 2019)  
Receiving yards: 38 vs. Alabama, 2018  
Receiving TDs: 0  
Long reception: 30 vs. Alabama, 2018

### CLYDE EDWARDS-HELAIRE'S CAREER KICK RETURN HIGHS

Kick returns: 3, 3x (Last: vs. Northwestern State, 2019)  
Kick return yards: 110 vs. UCF, 2019 Fiesta Bowl  
Long kick return: 77 vs. UCF, 2019 Fiesta Bowl

### CLYDE EDWARDS-HELAIRE'S CAREER RUSHING STATISTICS

YEAR	G-GS	No.	Yards	TD	Long
2017	13-0	9	31	0	10
2018	13-0	146	658	7	47
2019	7-7	89	547	7	57
<b>TOTAL</b>	<b>33-7</b>	<b>244</b>	<b>1,236</b>	<b>14</b>	<b>47</b>

### CLYDE EDWARDS-HELAIRE'S CAREER RECEIVING STATISTICS

YEAR	Rec.	Yards	TD	Long
2017	3	46	0	27
2018	11	96	0	30
2019	12	74	0	15
<b>TOTAL</b>	<b>26</b>	<b>216</b>	<b>0</b>	<b>30</b>

### CLYDE EDWARDS-HELAIRE'S CAREER KICKOFF RETURNS STATISTICS

YEAR	No.	Yards	TD	Long
2017	13	247	0	26
2018	17	416	0	77
2019	8	180	0	38
<b>TOTAL</b>	<b>38</b>	<b>843</b>	<b>0</b>	<b>77</b>



## 4 JOHN EMERY JR.

**Running Back**  
6-0 • 203 • Fr. • HS  
St. Rose, La.  
Destrehan High School

### FRESHMAN SEASON (2019)

Has earned at least one touch against Georgia Southern, Northwestern State, Vanderbilt, Utah State, Florida and Mississippi State ... Rushed for 45 yards on eight attempts and caught four passes for 34 yards against Utah State ... Totaled a career high 51 yards on nine rushes and a touchdown in his first SEC game at Vanderbilt ... Scored his first career touchdown against Northwestern State ... Made his first career appearance in the season opener against Georgia Southern and totaled 20 yards on six carries and made one reception for 17 yards.

### JOHN EMERY JR.'S CAREER RUSHING HIGHS

Rushing attempts: 9 at Vanderbilt, 2019  
Rushing yards: 51 at Vanderbilt, 2019  
Rushing TDs: 1, 2x (Last: at Vanderbilt, 2019)  
Long rush: 21 at Vanderbilt, 2019

### JOHN EMERY JR.'S CAREER RECEIVING HIGHS

Receptions: 4 vs. Utah State, 2019  
Receiving yards: 34 vs. Utah State, 2019  
Receiving TDs: 0  
Long reception: 17 vs. Georgia Southern, 2019

### JOHN EMERY JR.'S CAREER RUSHING STATISTICS

YEAR	G-GS	No.	Yards	TD	Long
2019	6-0	29	115	2	21
<b>TOTAL</b>	<b>6-0</b>	<b>29</b>	<b>115</b>	<b>2</b>	<b>21</b>

### JOHN EMERY JR.'S CAREER RECEIVING STATISTICS

YEAR	Rec.	Yards	TD	Long
2019	5	51	0	17
<b>TOTAL</b>	<b>5</b>	<b>51</b>	<b>0</b>	<b>17</b>



## 92 NEIL FARRELL JR.

**Defensive End**  
6-5 • 295 • Jr. • 2L  
Mobile, Ala.  
Murphy High School

### JUNIOR SEASON (2019)

LSU's starting defensive end in three games in 2019 ... Credited with three tackles at Mississippi State ... Started his first SEC game against No. 7 Florida and finished as the team's leading lineman with four tackles ... In his second career start, sacked Utah State quarterback and ended the day with three tackles ... Finished with four tackles, 1.0 tackle for loss and three quarterback hurries at Vanderbilt ... Made his first career start against Northwestern State and finished as LSU's top lineman in tackles with six ... Finished as the top defensive lineman and third on the team in tackles with a career high of eight in the season opener against Georgia Southern.

### NEIL FARRELL JR.'S CAREER HIGHS

Tackles: 8 vs. Georgia Southern, 2019  
Tackles for Loss: 1.5, 3x (Last: vs. Utah State, 2019)  
Sacks: 1.5 vs. Southeastern Louisiana, 2018

### NEIL FARRELL JR.'S CAREER STATISTICS

YEAR	G-GS	UT	AT	TT	TFL	SACKS	PD	QBH	INT	FF	FR
2017	5-0	1	4	5	0.0-0	0.0-0	0	1	0	0	0
2018	10-0	10	13	23	4.0-22	1.5-14	1	2	0	0	0
2019	7-3	7	22	29	4.0-11	2.0-9	1	4	0	0	0
<b>Total</b>	<b>22-3</b>	<b>18</b>	<b>39</b>	<b>57</b>	<b>8.0-33</b>	<b>3.5-23</b>	<b>2</b>	<b>7</b>	<b>0</b>	<b>0</b>	<b>0</b>



## 91 BREDIDEN FEHOKO

**Defensive Line**  
6-4 • 291 • Sr. • 1L  
Honolulu, Hawaii  
Farrington High School/Texas Tech

### SENIOR SEASON (2019)


Has played in 15 career games with 12 starts for LSU ... Earned a tackle for loss on two tackles at Mississippi State ... Credited with a PBU and two tackles against No. 7 Florida ... Fourth on the team in tackles with three and also credited for a tackle for loss against Utah State ... Started at Vanderbilt and finished with four tackles and 2.5 tackles for loss ... Made his first start of 2019 against Northwestern State and earned a pair of tackles.

### BREDIDEN FEHOKO'S CAREER HIGHS

Tackles: 6 vs. Southeastern Louisiana, 2018  
Tackles for Loss: 2.5 vs. Southeastern Louisiana, 2018  
Sacks: 1.0 vs. Southeastern Louisiana, 2018

### BREDIDEN FEHOKO'S CAREER STATISTICS

YEAR	G-GS	UT	AT	TT	TFL	Sacks	PD	QBH	INT	FF	FR
2018	8-8	2	14	16	3.0-25	1.5-15	1	2	0	0	0-0
2019	7-4	6	7	13	5.0-19	0.5-5	0	1	0	0	0-0
<b>Totals</b>	<b>15-12</b>	<b>8</b>	<b>21</b>	<b>29</b>	<b>8.0-44</b>	<b>2.0-20</b>	<b>1</b>	<b>3</b>	<b>0</b>	<b>0</b>	<b>0-0</b>



## 48 BLAKE FERGUSON

**Long Snapper**  
6-4 • 235 • Sr. • 3L  
Smyrna, Ga.  
Buford High School

- 2019 Campbell Award Semifinalist
- 2018 First Team All-America (Phil Steele Magazine)
- 2018 Permanent LSU Team Captain
- 2018 SEC Community Service Team
- 2018 SEC Football Leadership Council Chair
- 2018 LSU Graduate (B.A. Marketing)
- 2018 SEC Academic Honor Roll
- 2017 SEC Academic Honor Roll
- 2016 SEC Academic Honor Roll
- 2015 SEC First-Year Academic Honor Roll

### SENIOR SEASON (2019)

On a streak of 45-straight games as LSU's long snapper.



## 1 KRISTIAN FULTON

**Cornerback**  
6-0 • 192 • Sr. • 2L  
New Orleans, La.  
Archbishop Rummel High School

### SENIOR SEASON (2019)

LSU's starting cornerback... Targeted five times at Mississippi State and only allowed one reception ... Intercepted MSU QB Garrett Shrader and had two PBUs ... Credited with a PBU and totaled three tackles against No. 7 Florida ... Finished with three tackles against Utah State ... Third on the team with tackles and also credited for a PBU at Vanderbilt ... Totaled a pair of pass breakups at Texas.

### KRISTIAN FULTON'S CAREER HIGHS

Tackles: 5, 2x (Last: at Vanderbilt, 2019)  
Tackles for Loss: 1.0 vs. Arkansas, 2018  
Interceptions: 1, 2x (Last: at Mississippi State, 2019)  
Pass Breakups: 2, 5x (Last: at Mississippi State, 2019)

### KRISTIAN FULTON'S CAREER STATS

YEAR	G-GS	UT	AT	TT	TFL	Sacks	PD	QBH	INT	FF	FR
2016	3-0	1	1	2	0-0	0-0	0	0	0	0	0
2017	0-0	0	0	0	0-0	0-0	0	0	0	0	0
2018	10-10	20	5	25	1.0-7	0-0	10	0	1-0	1	0
2019	7-7	16	4	20	0-0	0-0	9	0	1-0	0	0
<b>Totals</b>	<b>20-17</b>	<b>37</b>	<b>10</b>	<b>47</b>	<b>1.0-7</b>	<b>0-0</b>	<b>19</b>	<b>0</b>	<b>2-0</b>	<b>1</b>	<b>0</b>



## 4 TODD HARRIS JR.

**Safety**  
**5-11 • 186 • Jr. • 2L**  
**Maringouin, La.**  
**Plaquemine High School**

### JUNIOR SEASON (2019)

Out for the season after suffering an injury against Northwestern State ... Was LSU's starting safety opposite of Grant Delpit ... Earned a tackle for loss at Texas ... Made his second career start in the season opener against Georgia Southern.

### TODD HARRIS' CAREER HIGHS

Tackles: 12 vs. Alabama, 2018  
 Tackles for Loss: 1.5 at Texas, 2019  
 Sacks: 0  
 Interceptions: 1 vs. Alabama, 2018  
 Pass Breakups: 2 vs. UCF, 2019 Fiesta Bowl

### TODD HARRIS JR.'S CAREER STATISTICS

YEAR	G-GS	UT	AT	TT	TFL	Sacks	PBU	QBH	INT	FF	FR
2017	13-0	0	4	4	0-0	0-0	0	0	0	0	0-0
2018	11-1	19	12	31	0-0	0-0	3	0	1-0	0	0-0
2019	3-1	3	0	3	1.0-4	0	0	0	0	0	0-0
<b>Total</b>	<b>27-2</b>	<b>22</b>	<b>16</b>	<b>38</b>	<b>1.0-4</b>	<b>0-0</b>	<b>3</b>	<b>0</b>	<b>1-0</b>	<b>0</b>	<b>0-0</b>



## 62 SIAKI IKA

**Nose Tackle**  
**6-4 • 347 • Fr. • HS**  
**Salt Lake City, Utah**  
**East High School**

### FRESHMAN SEASON (2019)

Has played at nose tackle in games against Mississippi State, Florida, Utah State, Northwestern State and Georgia Southern ... Provided depth for the Tigers and helped clog the middle with a pair of tackles against the Gators ... Credited for a pair of tackles against Utah State ... Finished the game against Northwestern State with two tackles and tackle for loss ... Made his first career appearance in the season opener against Georgia Southern and recorded one tackle. .

### SIAKI IKA'S CAREER HIGHS

Tackles: 2, 3x (Last: vs. Florida, 2019)  
 Tackles for Loss: 1.0 vs. Northwestern State, 2019  
 Sacks: 0

### SIAKI IKA'S CAREER STATISTICS

YEAR	G-GS	UT	AT	TT	TFL	Sacks	PBU	QBH	INT	FF	FR
2019	5-0	4	4	8	1.0-2	0-0	0	0	0	0	0
<b>Total</b>	<b>5-0</b>	<b>4</b>	<b>4</b>	<b>8</b>	<b>1.0-2</b>	<b>0-0</b>	<b>0</b>	<b>0</b>	<b>0</b>	<b>0</b>	<b>0</b>



## 70 ED INGRAM

**Offensive Guard**  
**6-4 • 295 • So. • 1L**  
**Desoto, Texas**  
**Desoto High School**

### SOPHOMORE SEASON (2019)

Reinstated to the team on Sept. 20 ... Saw the field for 23 snaps and earned a finish at Mississippi State ... Played 14 snaps against No. 7 Florida ... Returned to the field against Utah State and played 45 snaps for the Tigers at left guard.



## 2 JUSTIN JEFFERSON

**Wide Receiver**  
**6-2 • 185 • Jr. • 2L**  
**St. Rose, La.**  
**Destrehan High School**

### JUNIOR SEASON (2019)

Owns six career 100-yard receiving game, including four in 2019 ... Leads the team in receptions with 48, yards with 759 and touchdowns with nine ... LSU's leading receiver at Mississippi State with 89 yards and one touchdown on eight receptions ... Made history as he caught Joe Burrow's 29th touchdown pass on the season for the most LSU history on an 18-yard TD in the third quarter at Mississippi State ... Totaled 123 yards and one touchdown on 10 receptions against No. 7 Florida ... Connected in the redzone on a 7-yard pass from Joe Burrow against the Gators ... Scored on consecutive drives with touchdowns of four and 39 yards out against Utah State ... LSU's leading receiver with 155 yards on nine receptions ... Tied the game at Vanderbilt with a 4-yd TD pass from Joe Burrow ... Topped 100 yards with 125 yards on five receptions against Northwestern State ... LSU's leading receiver at Texas with a career high 163 yards on nine receptions and three touchdowns ... Scored the game-clinching touchdown on third-and-sixteen with a 61-yard touchdown with 2:27 left in the game ... A part of the first trio in school history, along with Ja'Marr Chase and Terrace Marshall, to finish with 100 receiving yards in a game ... LSU's leading receiver in the season opener against Georgia Southern with 87 yards on five receptions and a touchdown.

### JUSTIN JEFFERSON'S CAREER HIGHS

Receptions: 10 vs. Florida, 2019  
 Receiving Yards: 163 at Texas, 2019  
 Receiving TDs: 3 at Texas, 2019  
 Longest Reception: 65 vs. Ole Miss  
 Rush attempts: 1, 6x (Last: vs. UCF, 2019 Fiesta Bowl)  
 Rushing yards: 19 vs. Ole Miss, 2018  
 Rushing TDs: None  
 Longest Rush: 19 vs. Ole Miss, 2018

### JUSTIN JEFFERSON'S CAREER RECEIVING STATISTICS

YEAR	G-GS	REC.	YDS.	TD	LONG
2017	7-0	0	0	0	0
2018	13-12	54	875	6	65 (TD)
2019	7-7	48	759	9	61 (TD)
<b>TOTAL</b>	<b>27-19</b>	<b>102</b>	<b>1,634</b>	<b>15</b>	<b>65 (TD)</b>

### JUSTIN JEFFERSON'S CAREER RUSHING STATISTICS

YEAR	ATT.	YARDS	TD	LONG
2017	1	4	0	4
2018	5	26	0	19
2019	0	0	0	0
<b>TOTAL</b>	<b>6</b>	<b>30</b>	<b>0</b>	<b>19</b>



## 90 RASHARD LAWRENCE

**Defensive End**  
6-3 • 317 • Sr. • 3L  
Monroe, La.  
Neville High School

### SENIOR SEASON

LSU's starting end against Georgia Southern, Texas and Mississippi State ... Missed games against Northwestern State, at Vanderbilt and against Utah State with an injury ... In his first start since being out with an injury, Finished with three tackles and his first career fumble recovery ... Returned to the field against No. 7 Florida and credited with a QB hurry ... Forced his first career fumble and recorded a sack in the season opener against Georgia Southern.

### RASHARD LAWRENCE'S CAREER HIGHS

Tackles: 8 vs. Mississippi State, 2018  
Tackles for Loss: 4.0 vs. UCF, 2019 Fiesta Bowl  
Sacks: 2.0 vs. UCF, 2019 Fiesta Bowl  
Force Fumble: 1 vs. Georgia Southern, 2019  
Fumble Recovery: 1 at Mississippi State, 2019

### RASHARD LAWRENCE'S CAREER STATISTICS

YEAR	G-GS	UT	AT	TT	TFL	Sacks	PD	QBH	INT	FF	FR
2016	9-0	2	4	6	1.0-5	1.0-5	0	0	0	0	0-0
2017	10-10	11	21	32	3.5-20	1.5-12	1	3	0	0	0-0
2018	13-13	23	31	54	10.5-48	4.0-24	3	2	0	0	0-0
2019	4-3	3	2	5	1.0-12	1.0-12	1	1	0	1	1-0
<b>Totals</b>	<b>36-26</b>	<b>39</b>	<b>58</b>	<b>97</b>	<b>16.0-85</b>	<b>7.5-53</b>	<b>4</b>	<b>6</b>	<b>0</b>	<b>1</b>	<b>0-0</b>



## 68 DAMIEN LEWIS

**Guard**  
6-3 • 322 • Sr. • 1L  
Canton, Miss.  
Canton High School/Northwest Mississippi CC

### SENIOR SEASON (2019)

Has started at right guard in every game of his career ... Owns 438 snaps in 2019 for second on the team... Leads the team in knockdowns with 18 in seven games ... Played all 61 snaps against Mississippi State and finished as the second-best lineman ... Graded out at 93 percent overall against No. 7 Florida after not allowing the Gators a sack and leading the Tigers to more than 500 yards ... The second best overall grade against Utah State and totaled a team-high two finishes against Utah State ... Matched the season opener with five knockdowns against Texas ... Graded out as the highest rated lineman with five finishes on 56 snaps in the season opener against Georgia Southern.



## 97 GLEN LOGAN

**Defensive End**  
6-4 • 297 • Jr. • 2L  
Kenner, La.  
Destrehan High School

### SENIOR SEASON (2019)

Missed the games against Northwestern State and Vanderbilt with an injury ... Started games against Georgia Southern, Texas and Mississippi State ... Returned to the field against No. 7 Florida and totaled a pair of tackles and PBU ... Had three tackles and sack at Texas ... Finished with three tackles in the season opener against Georgia Southern.

### GLEN LOGAN'S CAREER HIGHS

Tackles: 7 vs. Florida, 2018  
Tackles for Loss: 1, 2x (Last: at Texas, 2019)  
Sacks: 1, 5x (Last: at Texas, 2019)  
Quarterback Hurries: 2, 2x (Last: vs. Texas A&M, 2018)

### GLEN LOGAN'S CAREER STATISTICS

YEAR	G-GS	UT	AT	TT	TFL	SACKS	PD	QBH	INT	FF	FR
2017	12-2	0	17	17	1.0-2	0.5-2	0	1	0	0	0-0
2018	13-10	10	36	46	4.5-30	4.0-29	1	5	0	0	0-0
2019	4-3	3	6	9	1.5-2	1-1	1	0	0	0	0-0
<b>Total</b>	<b>29-15</b>	<b>13</b>	<b>59</b>	<b>72</b>	<b>7.0-34</b>	<b>5.5-32</b>	<b>2</b>	<b>6</b>	<b>0</b>	<b>0</b>	<b>0-0</b>



## 73 ADRIAN MAGEE

**Offensive Line**  
6-4 • 335 • Sr. • 3L  
Franklinton, La.  
Franklinton High School

### SENIOR SEASON (2019)

Owns 12 career starts, including seven at left guard in 2019 ... Totaled 40 snaps and finished with a pair of finishes at Mississippi State ... Played 35 snaps against No. 7 Florida and did not allow a sack and finished with 500-plus yards on offense ... Totaled 52 snaps against Utah State and graded out at 84 percent overall and did not allow a sack ... Played 43 snaps at Northwestern State and led the team in knockdowns with seven ... The Tigers' left guard for all 71 snaps at Texas and earned a finish ... Played 51 total snaps and earn the third-highest grade, highlighted by a pair of finishes.



## 6 TERRACE MARSHALL JR.

**Wide Receiver**  
6-4 • 209 • So. • 1L  
Bossier City, La.  
Parkway High School

### SOPHOMORE SEASON (2019)

Suffered an injury against Vanderbilt and missed the Utah State, Florida and Mississippi State games ... Finished with four receptions for 75 yards before leaving with the injury at Vandy ... Connected with quarterback Joe Burrow for two touchdowns and finished with a total of 75 yards on six receptions against Northwestern State ... Provided crucial catches for LSU in the win over Texas ... Of his career high six receptions for 123 yards against the Longhorns, five went for first downs with the other going for a touchdown ... A part of the first trio in school history, along with Justin Jefferson and Ja'Marr Chase, to finish with 100 or more receiving yards in a game ... Recorded his first career score on an 8-yd pass from Joe Burrow in the second quarter against Georgia Southern ... Went on to score on LSU's next two drives on passes from Burrow ... Became the first LSU receiver since Travin Dural against Sam Houston State in 2014 to have three touchdowns in a game.

### TERRACE MARSHALL'S CAREER HIGHS

Receptions: 6, 2x (Last: vs. Northwestern State, 2019)  
Receiving Yards: 123 at Texas, 2019  
Receiving TDs: 3 vs. Georgia Southern, 2019  
Longest Reception: 52 vs. Ole Miss, 2018

### TERRACE MARSHALL'S CAREER RECEIVING STATISTICS

YEAR	G-GS	REC.	YDS.	TD	LONG
2018	13-1	12	192	0	52
2019	4-4	20	304	6	38
<b>TOTAL</b>	<b>17-5</b>	<b>32</b>	<b>496</b>	<b>6</b>	<b>52</b>



## 81 THADDEUS MOSS

**Tight End**  
6-3 • 225 • Jr. • RS  
Charlotte, N.C.  
Mallard Creek High School/North Carolina State

### JUNIOR SEASON (2019)

LSU's starting tight end against Georgia Southern, Texas, Vanderbilt, Utah State, Florida and Mississippi State... Connected with QB Joe Burrow for 48 yards on three receptions ... Finished with three receptions for 38 yards with two of the catches going for first down against the Gators ... Made his first career touchdown reception against Utah State on an eight-yard pass from Joe Burrow ... Had one reception for 15 yards and a first down at Texas ... Made his debut for LSU and earned his first career start, totaling two receptions for 61 yards.

### THADDEUS MOSS' CAREER RECEIVING STATISTICS

YEAR	G-GS	REC.	YDS.	TD	LONG
2019	6-6	14	201	1	44
<b>TOTAL</b>	<b>6-6</b>	<b>14</b>	<b>201</b>	<b>1</b>	<b>44</b>





## 6 JACOB PHILLIPS

**Linebacker**  
6-4 • 229 • Jr. • 2L  
Nashville, Tenn.  
East Nashville High School

• 2018 SEC Defensive Player of the Week (vs. Miami)

### JUNIOR SEASON (2019)

LSU's leading tackler in 2019 with 52 ... Second in tackles at Mississippi State with eight ... Finished with four tackles and a QB hurry against No. 7 Florida ... Second on the team in tackles against Utah State with five ... Hit double-digit tackles for the second time in 2019 with 10 and finished with three tackles for loss at Vanderbilt ... Totaled eight tackles against Northwestern State ... Third on the team at Texas in tackles with seven ... Opened the 2019 season against Georgia Southern as LSU's leading tackler with 10.

### JACOB PHILLIPS' CAREER HIGHS

Tackles: 13 vs. Louisiana Tech, 2018  
Tackles for Loss: 3.0 at Vanderbilt, 2019  
Sacks: 1.0 vs. Rice, 2018  
Interceptions: 1 vs. Miami, 2018

### JACOB PHILLIPS' CAREER STATISTICS

YEAR	G-GS	UT	AT	TT	TFL	SACKS	PD	QBH	INT	FF	FR
2017	12-0	8	10	18	0.5-1	0.0-0	1	1	0	0	0-0
2018	12-11	32	55	87	5.5-13	1.0-6	4	5	1-45	0	0-0
2019	7-7	28	24	52	3.0-4	0-0	1	2	0-0	1	0-0
<b>Total</b>	<b>31-18</b>	<b>68</b>	<b>89</b>	<b>157</b>	<b>9.0-18</b>	<b>1.0-6</b>	<b>6</b>	<b>8</b>	<b>1-45</b>	<b>1</b>	<b>0-0</b>



## 8 PATRICK QUEEN

**Linebacker**  
6-2 • 232 • Jr. • 2L  
Ventress, La.  
Livonia High School

### JUNIOR SEASON (2019)

Fourth on the team in 2019 with 31 tackles ... Credited for three tackles and one tackle for loss at Mississippi State ... Led the squad in tackles against No. 7 Florida with eight ... LSU's leading tackler in the start against Utah State and totaled a career high three tackles for loss ... Made his first start of 2019 at Vanderbilt ... Finished with four tackles at Northwestern State ... Fourth on the team in tackles with six at Texas ... Totaled a pair of tackles and recovered a fumble for 10 yards in the season opener against Georgia Southern.

### PATRICK QUEEN'S CAREER HIGHS

Tackles: 9 vs. Alabama, 2018  
Tackles for Loss: 3.0 vs. Utah State, 2019  
Sacks: 1.0 vs. UFC, 2019 Fiesta Bowl  
Fumble Recoveries: 1 vs. Georgia Southern, 2019

### PATRICK QUEEN'S CAREER STATISTICS

YEAR	G-GS	UT	AT	TT	TFL	SACKS	PD	QBH	INT	FF	FR
2017	13-0	2	4	6	0.5-1	0.0-0	0	0	0	0	0-0
2018	13-4	20	20	40	5.0-37	1.0-22	0	5	0	0	0-0
2019	7-4	14	17	31	4.5-15	0-0	0	0	0	0	1-10
<b>Total</b>	<b>33-8</b>	<b>36</b>	<b>41</b>	<b>77</b>	<b>10.0-53</b>	<b>1.0-22</b>	<b>1</b>	<b>5</b>	<b>0</b>	<b>0</b>	<b>1-10</b>



## 51 DARE ROSENTHAL

**Offensive Tackle**  
6-8 • 333 • Fr. • RS  
Ferriday, La.  
Ferriday High School

### REDSHIRT FRESHMAN SEASON (2019)

Started at left tackle against Northwestern State, Utah State and Mississippi State ... Played all 92 snaps against Vanderbilt ... Played 12 snaps at Vanderbilt ... Made his first career start at left tackle against Northwestern State ... Saw the first action of his career and totaled 30 snaps at left tackle in the season opener against Georgia Southern.



## 72 TYLER SHELVIN

**Nose Tackle**  
6-3 • 362 • So. • 1L  
Lafayette, La.  
Notre Dame High School

### SOPHOMORE SEASON (2019)

A big disruptor and LSU's starting nose tackle in six games in 2019 ... Owns 21 tackles in 2019, which is second amongst defensive linemen ... A non-stop presence against No. 7 Florida with three tackles, tackle for loss and QB hurry ... Credited for four tackles and two PBU's at Vanderbilt ... Finished with three tackles against Northwestern State ... Made his first career start against Georgia Southern and finished with a career-high six tackles and a tackle for loss.

### TYLER SHELVIN'S CAREER HIGHS

Tackles: 6 vs. Georgia Southern, 2019  
Tackles for loss: 1.0, 2x (Last: vs. Florida, 2019)  
Sacks: 1.0 vs. Rice, 2018

### TYLER SHELVIN'S CAREER STATISTICS

YEAR	G-GS	UT	AT	TT	TFL	SACKS	PD	QBH	INT	FF	FR
2018	6-0	2	7	9	1.5-7	1.5-7	0	0	0	0	0
2019	7-6	7	14	21	2.0-4	0.0-0	2	1	0	0	0
<b>Total</b>	<b>13-6</b>	<b>9</b>	<b>21</b>	<b>30</b>	<b>3.5-11</b>	<b>1.5-7</b>	<b>2</b>	<b>1</b>	<b>0</b>	<b>0</b>	<b>0</b>



## 3 JACOBY STEVENS

**Safety**  
6-2 • 225 • Jr. • 2L  
Murfreesboro, Tenn.  
Oakland High School

• 2019 SEC Defensive Player of the Week (at Mississippi State)

### JUNIOR SEASON (2019)

Started at linebacker in the first three games before moving to safety against Vanderbilt, Utah State and No. 7 Florida ... Named the SEC Player of the Week for the first time in his career after a sack, interception and eight-tackle game at Mississippi State ... Made a leaping one-handed catch to intercept Mississippi State quarterback Garrett Shrader, which ranked as the No.3 play on SportsCenter's Top-10 plays ... Finished second on the team in tackles with seven and a PBU against the Gators ... Returned home to Tennessee and finished with five tackles intercepted his second career pass ... Finished with a pair of tackles against Northwestern State ... Sacked Texas quarterback Sam Ehlinger and ended the night second in tackles with eight ... Finished with seven tackles against Georgia Southern.

### JACOBY STEVENS' CAREER HIGHS

Tackles: 14 vs. Texas A&M, 2018  
Tackles for Loss: 1.0 3x (Last: at Mississippi State, 2019)  
Sacks: 1.0, 3x (Last: at Mississippi State, 2019)  
Interceptions: 1, 3x (Last: at Mississippi State, 2019)  
Pass Breakups: 2, 2x (Last: vs. Florida, 2019)  
Fumble Returns: 64 vs. Southeastern Louisiana, 2018

### JACOBY STEVENS' CAREER STATISTICS

YEAR	G-GS	UT	AT	TT	TFL	SACKS	PD	QBH	INT	FF	FR
2017	6-1	0	0	0	0-0	0-0	0	0	0-0	0	0-0
2018	11-4	19	16	35	6.5-28	1.5-12	6	4	1-1	0	1-64
2019	7-7	20	18	38	2.5-4	2.0-2	6	0	2-9	0	0-0
<b>Total</b>	<b>24-12</b>	<b>39</b>	<b>34</b>	<b>73</b>	<b>9.0-32</b>	<b>3.5-14</b>	<b>12</b>	<b>4</b>	<b>3-10</b>	<b>0</b>	<b>1-64</b>





## 24 DEREK STINGLEY JR.

**Cornerback**

**6-1 • 195 • Fr. • HS**

**Baton Rouge, La.**

**The Dunham School**

• 2019 SEC Freshman of the Week (vs. Florida)

### FRESHMAN SEASON (2019)

LSU's starting cornerback and punt returner ... Was not targeted once at Mississippi State ... Against No. 7 Florida, finished with six tackles and intercepted Florida quarterback Kyle Trask in the fourth quarter in the end zone to stop the Gators ... Named the SEC Freshman of the Week after his performance against the Gators ... Intercepted his second pass against Utah State and totaled two tackles and a PBU against Utah State ... Had his first career interception and finished with a career high three PBUs at Vanderbilt ... Totaled a pair of PBUs against Northwestern State and returned three punts for 54 yards, including a long of 26 ... Locked down his side of the field against Texas with a pair of pass breakups ... Became the first true freshman in the last 34 seasons to start on the LSU defense ... Returned four punts for 52 yards, including a long of 32 on his first return in the season opener against Georgia Southern.

### DEREK STINGLEY JR.'S CAREER HIGHS

Tackles: 6 vs. Florida, 2019

Tackles for Loss: 0

Sacks: 0

Interceptions: 1, 3x (Last: vs. Florida, 2019)

Pass Breakups: 3 at Vanderbilt, 2019

Punt Returns: 4 vs. Georgia Southern, 2019

Punt Return Yards: 54 vs. Northwestern State, 2019


Long Punt Return: 32 vs. Georgia Southern, 2019

### DEREK STINGLEY JR.'S CAREER DEFENSIVE STATISTICS

YEAR	G-GS	UT	AT	TT	TFL	SACKS	PD	QBH	INT	FF	FR
2019	7-7	16	2	18	0-0	0-0	12	0	3-0	0	0
<b>Total</b>	<b>7-7</b>	<b>16</b>	<b>2</b>	<b>18</b>	<b>0-0</b>	<b>0-0</b>	<b>12</b>	<b>0</b>	<b>3-0</b>	<b>0</b>	<b>0</b>

### DEREK STINGLEY JR.'S CAREER PUNT RETURN STATISTICS

YEAR	No.	Yards	TD	Long
2019	11	120	0	32
<b>TOTAL</b>	<b>11</b>	<b>120</b>	<b>0</b>	<b>32</b>



## 38 ZACH VON ROSENBERG

**Punter**

**6-5 • 245 • Jr. • 2L**

**Zachary, La.**

**Zachary High School**

• 2018 Second Team All-SEC (AP)

• 2018 SEC Academic Honor Roll

• 2018 Ray Guy Award Ray's 8 (vs. Mississippi State)

• 2017 SEC Academic Honor Roll

• 2017 Freshman All-SEC

• 2017 SEC Special Teams Player of the Week (vs. Tennessee)

### JUNIOR SEASON (2019)

Has punted just 20 times in 2019 for an average of 45.2 ... Twelve of his 20 punts have been placed inside the 20 with just two touch backs ... Punted five times for an average of 46.6 yards along with a long of 57 yards at Mississippi State ... Pinned Florida inside its own 20 on two punts, including a long of 49 yards ... Boomed a pair of punts, including a long of 55 against Utah State ... Punted five times for 211 yards, including a long of 56 at Vanderbilt ... Punted just once against Northwestern State for 36 yards and pinned it inside Northwestern State's 20 ... Totaled a pair of punts for 96 yards, including one inside Texas' 20 ... Boomed his three punts for 50-plus yards, pinning all three inside the 20 in the season opener against Georgia Southern.

### ZACH VON ROSENBERG'S CAREER HIGHS

Punts: 7, 2x (Last: vs. Mississippi State, 2018)

Punting yards: 306 vs. Mississippi State, 2018

Punting Average: 52.8 vs. Auburn, 2018 (4 punts)


Longest punt: 65 vs. Louisiana Tech, 2018

Punts Downed Inside 20: 4 vs. Southeastern Louisiana, 2018

Punts of 50+ Yards: 3 vs. Georgia Southern, 2019

### ZACH VON ROSENBERG'S CAREER PUNTING STATISTICS

YEAR	G	NO.	YARDS	AVG	LONG	TB	FC	I20	50+
2017	11	36	1548	43.0	60	1	16	11	4
2018	13	51	2330	45.7	65	1	24	18	12
2019	7	20	903	45.2	57	2	7	12	9
<b>Total</b>	<b>31</b>	<b>107</b>	<b>4,781</b>	<b>44.7</b>	<b>65</b>	<b>4</b>	<b>47</b>	<b>41</b>	<b>23</b>



## 36 CADE YORK

**Kicker**

**6-2 • 189 • Fr. • HS**

**McKinney, Texas**

**Prosper High School**

• 2019 SEC Special Teams Player of the Week (at Texas)

### FRESHMAN SEASON (2019)

Has scored 73 points in 2019 ... is 43-45 on PATS and 10-12 on field goals ... Three-for-three on field goals at Mississippi State ... Connected on field goal from 25 yards out at Vanderbilt ... Made one field goal and was 8-for-9 against Northwestern State ... Was three-for-three from 36, 33 and 40 as well as a perfect 4-for-4 on PATs at Texas ... Made his debut against Georgia Southern and connected on both field goals from 39 and 48 yards out and 7-of-7 on PATs ... Became the first true freshman in the modern era to make a field goal in a season opener ... Also became the first true freshman to make his first two field goal attempts since David Browndyke made his first seven in 1986.

### CADE YORK'S CAREER HIGHS

Points scored: 13, 2x (Last: at Texas, 2019)

Kick PATs: 8 vs. Northwestern State, 2019

Field goals made: 3, 2x (Last: at Mississippi State, 2019)

Field goal attempts: 3, 2x (Last: at Mississippi State, 2019)

Longest field goal: 48 vs. Georgia Southern, 2019

### CADE YORK'S CAREER STATISTICS

#### FIELD GOALS

YEAR	G	FGM-FGA	<20	20-29	30-39	40-49	50+	LONG	PAT	POINTS
2019	7	10-12	0-0	5-5	3-3	2-3	0-1	48	43-45	73
<b>Totals</b>	<b>7</b>	<b>10-12</b>	<b>0-0</b>	<b>5-5</b>	<b>3-3</b>	<b>2-3</b>	<b>0-1</b>	<b>48</b>	<b>43-45</b>	<b>73</b>

# Game 1

**Georgia Southern**

**3**

August 31, 2019

**#6 LSU**

**55**

Tiger Stadium  
Baton Rouge, La.  
97,420

## LSU

RUSHING	Att.	Gain	Lost	Net	TD	Long
Clyde Edwards-Helaire	9	45	0	45	1	13
Chris Curry	2	23	0	23	0	20
John Emery Jr.	6	20	0	20	0	7
Lanard Fournette	6	20	1	19	1	10
Tyrion Davis-Price	5	13	2	11	0	8
Myles Brennan	3	5	2	3	0	4
Joe Burrow	1	2	0	2	0	2
Team	1	0	1	-1	0	0

PASSING	Att.	Comp	Int	Yds	TD	Long	Sacks
Joe Burrow	23	27	0	278	5	44	0
Myles Brennan	7	12	0	72	0	32	0

RECEIVING	No.	Yds.	TD	Long
Justin Jefferson	5	87	1	44
Terrace Marshall Jr.	4	31	3	11
Clyde Edwards-Helaire	4	31	0	15
Lanard Fournette	3	16	0	10
Thaddeus Moss	2	61	0	44
Tyrion Davis-Price	2	24	0	15
Ja'Marr Chase	2	21	1	13
Chris Curry	2	14	0	9
Derrick Dillon	1	32	0	32
John Emery Jr.	1	17	0	17
TK McLendon	1	12	0	12
Trey Palmer	1	6	0	6
Devonta Lee	1	-1	0	0
Jamal Pettigrew	1	-1	0	0

PUNTING	No.	Yds.	Avg.	Long	I20	TB
Zach Von Rosenberg	3	155	51.7	53	3	0

FIELD GOALS	Att.	Made	Long	KICKS
Cade York	2	2	48	Made: 39, 48

ALL RETURNS	Punts			Kickoffs			Interceptions		
	No.	Yds.	Lg.	No.	Yds.	Lg.	No.	Yds.	Lg.
Derek Stingley Jr.	4	52	32	0	0	0	0	0	0

## Georgia Southern

RUSHING	Att.	Gain	Lost	Net	TD	Long
Logan Wright	13	37	0	37	0	11
JD King	11	23	0	23	0	5
Matt LaRoche	5	17	0	17	0	7
Justin Tomlin	4	8	4	4	0	5
Shai Werts	6	10	17	-7	0	10

PASSING	Att.	Comp	Int.	Yds.	TD	Long	Sacks
Justin Tomlin	3	8	0	24	0	12	1
Shai Werts	1	3	0	0	0	0	1

RECEIVING	No.	Yds.	TD	Long
Khaleb Hood	1	12	0	12
Cam Brown	1	10	0	10
Malik Murray	1	2	0	2
Matt LaRoche	1	0	0	0

PUNTING	No.	Yds.	Avg.	Long	I20	TB
Anthony Beck II	9	396	44.0	74	2	0

FIELD GOALS	Att.	Made	Long	KICKS
Tyler Bass	1	1	47	Made: 47

ALL RETURNS	Punts			Kickoffs			Interceptions		
	No.	Yds.	Lg.	No.	Yds.	Lg.	No.	Yds.	Lg.
Monquavion Brinson	0	0	0	1	13	13	0	0	0

## No. 6 LSU Dominates Season Opener, 55-3

**Joe Burrow** tied a school record with five touchdown passes, as the sixth-ranked LSU football team scored on its first five possessions to batter Georgia Southern, 55-3, on Saturday night in Tiger Stadium. LSU (1-0) tied its second-most points in a season opener in the SEC era (since 1933), amassing 473 yards of total offense while holding the Georgia Southern (0-1) to only 98 in its first trip to Baton Rouge. Burrow, LSU's senior quarterback, was 23-of-27 for 278 yards and five touchdowns, tying Zach Mettenberger's school record set in 2013. All five of Burrow's scoring passes came in the first half. **Myles Brennan** entered in the third quarter and finished 7-of-12 passing for 72 yards. Fourteen different Tigers caught passes in the contest, as **Justin Jefferson** led the way with 78 yards on five catches including LSU's first touchdown of the night. Sophomore **Terrace Marshall Jr.** scored on three of his four receptions, TD's of 8, 3 and 11 yards. LSU was balanced offensively, rushing 33 times for 122 net yards. **Clyde Edwards-Helaire** had team highs of 45 yards on nine carries including a 1-yard touchdown on the Tigers' second drive. Georgia Southern managed only eight first downs and was 1-of-12 on third down against a fast and furious LSU defense coach Ed Orgeron challenged prior to the season to dominate opponents. **Rashard Lawrence** and **K'Lavon Chaisson** both forced fumbles recovered by **Patrick Queen** and **Grant Delpit**, respectively.

Scoring	1	2	3	4	F
GS	0	3	0	0	3
LSU	21	21	10	3	55

LSU	1Q	12:36	Chase 13 yd pass from Burrow (York kick)
LSU	1Q	8:10	Edwards-Helaire 1 yd run (York kick)
LSU	1Q	3:09	Jefferson 9 yd pass from Burrow (York kick)
LSU	2Q	13:10	Marshall 8 yd pass from Burrow (York kick)
LSU	2Q	9:58	Marshall 3 yd pass from Burrow (York kick)
GS	2Q	5:13	Bass 47 yd field goal
LSU	2Q	0:58	Marshall 11 yd pass from Burrow (York kick)
LSU	3Q	10:48	York 39 yd field goal
LSU	3Q	5:47	Fournette 3 yd run (York kick)
LSU	4Q	10:58	York 48 yd field goal

Team Stats	GS	LSU
FIRST DOWNS	8	22
FIRST DOWNS	8	22
Rushing	3	8
Passing	2	13
Penalty	3	1
NET YARDS RUSHING	74	122
Rushing Attempts	39	33
Average Per Rush	1.9	3.7
Rushing Touchdowns	0	2
Yards Gained Rushing	95	128
Yards Lost Rushing	21	6
NET YARDS PASSING	24	350
Completions-Attempts-Int	4-11-0	30-39-0
Average Per Attempt	2.2	9.0
Average Per Completion	6.0	11.7
Passing Touchdowns	0	5
TOTAL OFFENSE YARDS	98	472
Total offense plays	50	72
Average Gain Per Play	2.0	6.6
Fumbles: Number-Lost	2-2	0-0
Penalties: Number-Yards	5-20	7-70
PUNTS-YARDS	9-396	3-155
Average Yards Per Punt	44.0	51.7
Net Yards Per Punt	38.2	51.7
Inside 20	2	3
50+ Yards	2	3
Touchbacks	0	0
Fair catch	3	1
KICKOFFS-YARDS	2-105	10-650
Average Yards Per Kickoff	52.5	65.0
Net Yards Per Kickoff	40.0	41.2
Touchbacks	1	9
Fair Catch Yards	24	0
Punt returns: Number-Yards-TD	0-0-0	4-52-0
Average Per Return	0.0	13.0
Kickoff returns: Number-Yds-TD	1-13-0	0-0-0
Average Per Return	13.0	0.0
Interceptions: Number-Yds-TD	0-0-0	0-0-0
Fumble Returns: Number-Yds-TD	0-0-0	1-10-0
Miscellaneous Yards	0	0
Possession Time	28:32	31:28
1st Quarter	6:23	8:37
2nd Quarter	9:27	5:33
3rd Quarter	6:12	8:48
4th Quarter	6:30	8:30
Third-Down Conversions	1 of 12	8 of 14
Fourth-Down Conversions	0 of 0	1 of 1
Red-Zone Scores-Chances	0-0	7-7
Touchdowns	0-0	7-7
Field goals	0-0	0-7
Sacks By: Number-Yards	0-0	2-14
PAT Kicks	0-0	7-7
Field Goals	1-1	2-2
Points off turnovers	0	14

# Game 2

#6 LSU

45

September 7, 2019  
DKR Texas Memorial  
Austin, Texas  
98,763

#9 Texas

38

## LSU

RUSHING	Att.	Gain	Lost	Net	TD	Long
Clyde Edwards-Helaire	15	91	4	87	1	24
Lanard Fournette	3	12	3	9	0	9
Joe Burrow	9	33	25	8	0	16
Tyrion Davis-Price	1	0	0	0	0	0
Team	1	0	2	-2	0	0

PASSING	Att.	Comp	Int	Yds	TD	Long	Sacks
Joe Burrow	31	39	1	471	4	61*	4

RECEIVING	No.	Yds.	TD	Long
Justin Jefferson	9	163	3	61*
Ja'Marr Chase	8	147	0	41
Terrace Marshall Jr.	6	123	0	38
Clyde Edwards-Helaire	4	15	0	6
Lanard Fournette	2	3	0	2
Thaddeus Moss	1	15	0	15
Racey McMath	1	5	0	5

PUNTING	No.	Yds.	Avg.	Long	I20	TB
Zach Von Rosenberg	2	96	48.0	52	1	0

FIELD GOALS	Att.	Made	Long	KICKS
Cade York	3	3	40	Made: 26, 33, 40

ALL RETURNS	Punts			Kickoffs			Interceptions		
	No.	Yds.	Lg.	No.	Yds.	Lg.	No.	Yds.	Lg.
Derek Stingley Jr.	1	11	11	0	0	0	0	0	0

## Texas

RUSHING	Att.	Gain	Lost	Net	TD	Long
Sam Ehlinger	19	90	30	60	1	17
Roschon Johnson	7	32	0	32	0	7
Keaontay Ingram	10	29	0	29	0	7
Devin Duvernay	1	0	0	0	0	0

PASSING	Att.	Comp	Int.	Yds.	TD	Long	Sacks
Sam Ehlinger	31	47	0	401	4	55*	5
Devin Duvernay	1	1	0	8	0	8	0

RECEIVING	No.	Yds.	TD	Long
Devin Duvernay	12	154	2	44
Brennan Eagles	5	116	1	55*
Keaontay Ingram	5	32	0	19
Collin Johnson	3	49	0	19
Roschon Johnson	3	17	0	7
Jake Smith	1	20	1	20*
Sam Ehlinger	1	8	0	8
Reese Leitao	1	7	0	7
Cade Brewer	1	6	0	6

PUNTING	No.	Yds.	Avg.	Long	I20	TB
Anthony Beck II	3	132	44.0	55	1	1

FIELD GOALS	Att.	Made	Long	KICKS
Tyler Bass	1	1	47	Made: 47

ALL RETURNS	Punts			Kickoffs			Interceptions		
	No.	Yds.	Lg.	No.	Yds.	Lg.	No.	Yds.	Lg.
Jake Smith	1	2	2	0	0	0	0	0	0
Joseph Ossai	0	0	0	0	0	0	1	8	8

## Burrow, LSU Make History in Win Over Texas

Quarterback **Joe Burrow** passed for 471 yards, as No. 6 LSU earned its first non-conference road victory over a AP Top-10 team in program history, 45-38, over No. 9 Texas. Burrow finished 31-of-39 passing for 471 yards and four touchdowns. LSU had three receivers record more than 100 yards in a single game for the first time in program history: **Justin Jefferson** had nine catches for 163 yards with three touchdowns; **Ja'Marr Chase** added eight catches for 147 yards; **Terrace Marshall Jr.** had six catches for 123 yards with a touchdown. Burrow's 471 passing yards rank second-most in LSU history behind Rohan Davey's 528 at Alabama in 2001. Running back **Clyde Edwards-Helaire** led the Tigers with 87 yards on 15 carries with a touchdown in the fourth quarter. LSU recorded five sacks and had two goal-line stands in the first quarter in which the Tigers turned Texas over on downs twice inside the 2-yard line.

Scoring	1	2	3	4	F
LSU	3	17	3	22	45
UT	0	7	14	17	38

LSU	1Q	8:04	York 36 yd field goal
UT	2Q	10:29	Eagles 55 yd pass from Ehlinger (Dicker kick)
LSU	2Q	7:30	Jefferson 6 yd pass from Burrow (York kick)
LSU	2Q	1:41	Cade York 33 yd field goal, 10-65 2:54
LSU	2Q	0:47	Jefferson 21 yd pass from Burrow (York kick)
UT	3Q	6:51	Sam Ehlinger 2 yd run (Dicker kick)
LSU	3Q	5:10	Cade York 40 yd field goal
UT	3Q	2:36	Smith 20 yd pass from Ehlinger (Dicker kick)
LSU	4Q	14:52	Marshall Jr. 26 yd pass from Burrow (York kick)
UT	4Q	12:09	Duvernay 44 yd pass from Ehlinger (Dicker kick)
LSU	4Q	9:58	Edwards-Helaire 12 yd run (York kick)
UT	4Q	3:59	Cameron Dicker 47 yd field goal
LSU	4Q	2:27	Jefferson 61 yd pass from Burrow (Ja'Marr Chase pass from Joe Burrow)
UT	4Q	0:22	Duvernay 15 yd pass from Ehlinger (Dicker kick)

Team Stats	LSU	UT
FIRST DOWNS	28	30
Rushing	8	6
Passing	19	20
Penalty	1	4
NET YARDS RUSHING	102	121
Rushing Attempts	29	39
Average Per Rush	3.5	3.3
Rushing Touchdowns	1	1
Yards Gained Rushing	136	151
Yards Lost Rushing	34	30
NET YARDS PASSING	471	409
Completions-Attempts-Int	31-39-1	32-48-0
Average Per Attempt	12.1	8.5
Average Per Completion	15.2	12.8
Passing Touchdowns	4	4
TOTAL OFFENSE YARDS	573	530
Total offense plays	68	85
Average Gain Per Play	8.4	6.2
Fumbles: Number-Lost	0-0	1-0
Penalties: Number-Yards	6-65	6-50
PUNTS-YARDS	2-96	3-132
Average Yards Per Punt	48.0	44.0
Net Yards Per Punt	47.0	33.7
Inside 20	1	1
50+ Yards	1	1
Touchbacks	0	1
Fair catch	1	0
KICKOFFS-YARDS	9-585	7-359
Average Yards Per Kickoff	65.0	51.3
Net Yards Per Kickoff	40.0	37.0
Touchbacks	9	4
Fair Catch Yards	0	43
Punt returns: Number-Yards-TD	1-11-0	1-2-0
Average Per Return	11.0	2.0
Kickoff returns: Number-Yds-TD	0-0-0	0-0-0
Average Per Return	0.0	0.0
Interceptions: Number-Yds-TD	0-0-0	1-8-0
Fumble Returns: Number-Yds-TD	0-0-0	0-0-0
Miscellaneous Yards	0	0
Possession Time	26:07	33:53
1st Quarter	8:16	6:44
2nd Quarter	8:29	6:31
3rd Quarter	5:09	9:51
4th Quarter	4:13	10:47
Third-Down Conversions	6 of 12	8 of 15
Fourth-Down Conversions	0 of 0	1 of 3
Red-Zone Scores-Chances	5-5	3-5
Touchdowns	2-5	3-5
Field goals	3-5	0-5
Sacks By: Number-Yards	5-28	4-25
PAT Kicks	4-4	5-5
Field Goals	3-3	1-1
Points off turnovers	0	0

# Game 3

Northwestern St.

14

September 14, 2019

#4 LSU

65

Tiger Stadium  
Baton Rouge, La.  
100,334

## LSU

### RUSHING

	Att.	Gain	Lost	Net	TD	Long
Clyde Edwards-Helaire	13	51	1	50	1	13
Joe Burrow	7	35	5	30	1	9
Tyrion Davis-Price	7	29	0	29	2	10
Myles Brennan	1	9	0	9	0	9
Lanard Fournette	3	13	6	7	0	9
Team	1	0	1	-1	0	0
John Emery	3	4	6	-2	1	4

### PASSING

	Att.	Comp	Int	Yds	TD	Long	Sacks
Joe Burrow	21	24	1	373	2	65	1
Myles Brennan	8	9	0	115	0	35	0

### RECEIVING

	No.	Yds.	TD	Long
Terrace Marshall Jr.	6	75	2	21
Justin Jefferson	5	124	0	48
Jaray Jenkins	5	67	0	35
Stephen Sullivan	4	51	0	19
Derrick Dillon	3	41	0	26
Jontre Kirklín	2	75	0	65
Tyrion Davis-Price	2	20	0	18
Devonta Lee	1	28	0	28
Tory Carter	1	7	0	7

### PUNTING

	No.	Yds.	Avg.	Long	I20	TB
Zach Von Rosenberg	1	36	36.0	36	1	0

### FIELD GOALS

	Att.	Made	Long	KICKS
Cade York	1	1	26	Made: 26

### ALL RETURNS

	Punts			Kickoffs			Interceptions		
	No.	Yds.	Lg.	No.	Yds.	Lg.	No.	Yds.	Lg.
Derek Stingley Jr.	3	54	26	0	0	0	0	0	0
Trey Palmer	1	54	54	0	0	0	0	0	0
Clyde Edwards-Helaire	0	0	0	3	76	31	0	0	0

## Northwestern State

### RUSHING

	Att.	Gain	Lost	Net	TD	Long
Stadford Anderson	9	30	0	30	0	7
Jared Wedt	7	18	2	16	0	6
Shelton Eppler	1	4	0	4	0	4
JaQuan Jackson	1	2	0	2	0	2
Trevor Morgan	2	1	0	1	0	1
Kaleb Fletcher	2	1	2	-1	0	1
Bryce Rivers	1	0	6	-6	0	0

### PASSING

	Att.	Comp	Int.	Yds.	TD	Long	Sacks
Shelton Eppler	21	38	0	225	2	28	0
Bryce Rivers	2	3	0	7	0	8	1

### RECEIVING

	No.	Yds.	TD	Long
Quan Shorts	8	66	1	17
David Fitzwater	3	68	1	27
Akile Davis	3	37	0	28
Gavin Landry	2	8	0	4
Trevor Morgan	2	7	0	8
Corey Smallwood	1	17	0	17
Jared West	1	12	0	12
Levar Gumms	1	8	0	8
Tanner Ash	1	6	0	6
Myles Ward	1	3	0	3

### PUNTING

	No.	Yds.	Avg.	Long	I20	TB
Parker Pastorello	7	290	41.4	49	1	0

### FIELD GOALS

	Att.	Made	Long	KICKS
Scotty Roblow	1	0	--	Miss: 34

### ALL RETURNS

	Punts			Kickoffs			Interceptions		
	No.	Yds.	Lg.	No.	Yds.	Lg.	No.	Yds.	Lg.
Myles Ward	0	0	0	1	16	16	0	0	0
Dylan Wilson	0	0	0	0	0	0	1	8	8

## LSU Wins 800th Game in Big Win Over Demons

No. 4-ranked LSU Football amassed 610 yards of total offense to become the 12th program in NCAA Division I history to win 800 games, as the Tigers defeated Northwestern State, 65-14, on Saturday in Tiger Stadium. LSU (3-0), which passed for at least 300 yards for the fourth-straight game, scored 48 unanswered points to end the contest including a 41-0 second-half shutout. Senior quarterback **Joe Burrow** led the way for the nearly unstoppable Tigers offense, completing 21-of-24 passes for 373 yards with two touchdowns and an interception that led the the Demons' second-quarter touchdown. Wide receiver **Justin Jefferson** led the way with 124 yards on five carries, while **Terrace Marshall Jr.** caught touchdown passes of 14 and 6 yards on his way to 75 receiving yards on a team-high six receptions. LSU's **Clyde Edwards-Helaire** and freshman **Tyrion Davis-Price** each scored a pair of rushing touchdowns, while Burrow scored from 5 yards with a third-quarter run.

Scoring	1	2	3	4	F
NSU	7	7	0	0	14
LSU	3	21	27	14	65

LSU	1Q	5:30	York 26 yd field goal
NSU	1Q	0:16	Shorts 17 yd pass from Eppler (Roblow Kick)
LSU	2Q	12:38	Edwards-Helaire 4 yd run (York kick)
LSU	2Q	8:50	Marshall 14 yd pass from Burrow (York kick)
NSU	2Q	5:38	Fitzwater 26 yd pass from Eppler (Roblow kick)
LSU	2Q	3:27	Edwards-Helaire 3 yd run (York kick)
LSU	3Q	13:19	Burrow 5 yd run (York missed kick)
LSU	3Q	9:36	Marshall 6 yd pass from Burrow (York kick)
LSU	3Q	6:26	Emery 4 yd run (York kick)
LSU	3Q	2:16	Davis-Price 1 yd run (York kick)
LSU	4Q	7:22	Palmer 54 yd punt return (York kick)
LSU	4Q	2:12	Davis-Price 2 yd run (York kick)

Team Stats	NSU	LSU
FIRST DOWNS	15	31
Rushing	3	12
Passing	10	18
Penalty	2	1
NET YARDS RUSHING	46	122
Rushing Attempts	23	35
Average Per Rush	2.0	3.5
Rushing Touchdowns	0	6
Yards Gained Rushing	56	141
Yards Lost Rushing	10	19
NET YARDS PASSING	232	488
Completions-Attempts-Int	23-41-0	29-33-1
Average Per Attempt	5.7	14.8
Average Per Completion	10.1	16.8
Passing Touchdowns	2	2
TOTAL OFFENSE YARDS	278	610
Total offense plays	64	68
Average Gain Per Play	4.3	9.0
Fumbles: Number-Lost	0-0	0-0
Penalties: Number-Yards	3-34	4-55
PUNTS-YARDS	7-290	1-36
Average Yards Per Punt	41.4	36.0
Net Yards Per Punt	26.0	36.0
Inside 20	1	1
50+ Yards	0	0
Touchbacks	0	0
Fair catch	1	0
KICKOFFS-YARDS	3-184	11-690
Average Yards Per Kickoff	61.3	62.7
Net Yards Per Kickoff	36.0	40.8
Touchbacks	0	9
Fair Catch Yards	0	0
Punt returns: Number-Yards-TD	0-0-0	4-108-1
Average Per Return	0.0	27.0
Kickoff returns: Number-Yds-TD	1-16-0	3-76-0
Average Per Return	16.0	25.3
Interceptions: Number-Yds-TD	1-8-0	0-0-0
Fumble Returns: Number-Yds-TD	0-0-0	0-0-0
Miscellaneous Yards	0	0
Possession Time	33:38	26:22
1st Quarter	10:25	4:35
2nd Quarter	7:00	8:00
3rd Quarter	6:45	8:15
4th Quarter	9:28	5:32
Third-Down Conversions	6 of 17	5 of 7
Fourth-Down Conversions	0 of 2	0 of 0
Red-Zone Scores-Chances	1-3	9-9
Touchdowns	1-3	8-9
Field goals	0-3	1-9
Sacks By: Number-Yards	1-5	1-6
PAT Kicks	2-2	8-9
Field Goals	0-1	1-1
Points off turnovers	0	0

# Game 4

#4 LSU  
Vanderbilt

66 September 21, 2019  
38 Vanderbilt Stadium  
Nashville, Tenn.  
32,048

## LSU

RUSHING	Att.	Gain	Lost	Net	TD	Long
Clyde Edwards-Helaire	14	114	8	106	1	46
John Emery	9	51	0	51	1	21
Ty Davis-Price	4	20	1	19	0	9
Myles Brennan	2	14	0	14	0	9
Chris Curry	4	14	4	10	0	9
Lanard Fournette	1	1	0	1	0	1
Joe Burrow	2	0	20	-20	0	0

PASSING	Att.	Comp	Int	Yds	TD	Long	Sacks
Joe Burrow	25	34	0	398	6	64	2
Myles Brennan	1	4	1	20	0	20	0

RECEIVING	No.	Yds.	TD	Long
Ja'Marr Chase	10	229	4	64
Racey McMath	5	48	1	20
T. Marshall	4	75	0	29
Stephen Sullivan	3	48	0	30
Just. Jefferson	2	18	1	14
C. Ed.-Helaire	1	1	0	1
Ty Davis-Price	1	-1	0	0

PUNTING	No.	Yds.	Avg.	Long	I20	TB
Zach Von Rosenberg	5	211	42.2	56	2	0

FIELD GOALS	Att.	Made	Long	KICKS
Cade York	1	1	25	Made: 25

ALL RETURNS	Punts			Kickoffs			Interceptions		
	No.	Yds.	Lg.	No.	Yds.	Lg.	No.	Yds.	Lg.
C. Ed.-Helaire	0	0	0	1	22	22	0	0	0
JaCoby Stevens	0	0	0	0	0	0	1	0	0
Micah Baskerville	1	23	0	1	46	46	0	0	0
Derek Stingley	2	1	1	0	0	0	1	0	0
Trey Palmer	1	1	1	0	0	0	0	0	0

## Vanderbilt

RUSHING	Att.	Gain	Lost	Net	TD	Long
Ke'Shawn Vaughn	20	138	8	130	2	52
Ja'Veon Marlow	3	19	0	19	0	8
Keyon Brooks	5	3	3	0	0	2
Riley Neal	6	19	23	-4	0	11

PASSING	Att.	Comp	Int.	Yds.	TD	Long	Sacks
Riley Neal	15	31	1	206	1	36	3
Deuce Wallace	4	8	1	23	0	12	0

RECEIVING	No.	Yds.	TD	Long
Kalija Lipscomb	5	68	1	36
Jared Pinkney	4	47	0	30
Cam Johnson	2	54	0	28
Ke'Shawn Vaughn	2	21	0	19
J SheltonMosley	2	11	0	9
Ben Bresnahan	2	9	0	8
James Bostic	1	12	0	12
C.J. Bolar	1	7	0	7

PUNTING	No.	Yds.	Avg.	Long	I20	TB
Harrison Smith	7	329	47.0	66	1	1
TEAM	1	0	0.0	0	0	0

FIELD GOALS	Att.	Made	Long	KICKS
Ryley Guay	1	1	41	Made: 41

ALL RETURNS	Punts			Kickoffs			Interceptions		
	No.	Yds.	Lg.	No.	Yds.	Lg.	No.	Yds.	Lg.
J SheltonMosley	1	11	11	0	0	0	0	0	0
Randall Haynie	0	0	0	0	0	0	1	47	47

## Burrow, Chase Lead LSU to Big SEC Blowout

Joe Burrow and the fourth-ranked LSU Football team continued to set records, as the Tigers defeated Vanderbilt, 66-38, on Saturday afternoon. Burrow completed 25-of-34 yards for 398 yards with a school-record six touchdowns. Chase became the third LSU receiver to score at least four touchdowns in a game while posting 229 receiving yards - fourth-most in LSU history. Chase caught a game-high 10 passes, while Terrace Marshall Jr. added four catches for 75 yards and Racey McMath had five catches for 48 yards and a touchdown. LSU's Clyde Edwards-Helaire earned his third career 100-yard rushing game with 106 yards on 14 carries including a 9-yard touchdown that capped the Tigers' 28-point first quarter. Jacob Phillips led the Tigers with 10 tackles, while freshman cornerback Derek Stingley Jr. and JaCoby Stevens each had interceptions. Micah Baskerville was the star of special teams, coming up with a 46-yard return of an onside kick to the Vanderbilt 1-yard line and blocking a punt and recovering the ball in the end zone for a touchdown.

Scoring	1	2	3	4	F
LSU	28	10	21	7	66
Vanderbilt	7	10	14	7	38

Vandy	1Q	11:04	Vaughn 5 yd run (Guay kick)
LSU	1Q	9:51	Jefferson 4 yd pass from Burrow (York kick)
LSU	1Q	8:38	Chase 64 yd pass from Burrow (York kick)
LSU	1Q	4:58	Edwards-Helaire 9 yd run (York kick)
LSU	1Q	0:51	Chase 25 yd pass from Burrow (York kick)
Vandy	2Q	12:14	Guay 41 yd field goal
LSU	2Q	5:55	York 25 yd field goal
LSU	2Q	1:56	Chase 51 yd pass from Burrow (York kick)
Vandy	2Q	0:49	McAllister 0 yd fumble recovery (Guay kick)
LSU	3Q	14:48	McMath 6 yd pass from Burrow (York kick)
Vandy	3Q	13:25	Vaughn 52 yd run (Guay kick)
LSU	3Q	9:29	Chase 16 yd pass from Burrow (York kick)
LSU	3Q	7:22	Baskerville 0 yd blocked punt (York kick)
Vandy	3Q	1:06	Lipscomb 18 yd pass from Neal (Guay kick)
LSU	4Q	9:37	Emery 6 yd run (York kick)
Vandy	4Q	1:51	Haynie 47 yd interception (Rice kick)

Team Stats	LSU	Vandy
FIRST DOWNS	26	17
Rushing	9	5
Passing	15	10
Penalty	2	2
NET YARDS RUSHING	181	145
Rushing Attempts	36	34
Average Per Rush	5.0	4.3
Rushing Touchdowns	2	2
Yards Gained Rushing	214	179
Yards Lost Rushing	33	34
NET YARDS PASSING	418	229
Completions-Attempts-Int	26-38-1	19-39-2
Average Per Attempt	11.0	5.9
Average Per Completion	16.1	12.1
Passing Touchdowns	6	1
TOTAL OFFENSE YARDS	599	374
Total offense plays	74	73
Average Gain Per Play	8.1	5.1
Fumbles: Number-Lost	1-1	0-0
Penalties: Number-Yards	6-54	3-27
PUNTS-YARDS	5-211	8-329
Average Yards Per Punt	42.2	41.1
Net Yards Per Punt	40.0	35.5
Inside 20	2	1
50+ Yards	2	2
Touchbacks	0	1
Fair catch	2	1
KICKOFFS-YARDS	11-715	6-327
Average Yards Per Kickoff	65.0	54.5
Net Yards Per Kickoff	40.0	30.7
Touchbacks	11	3
Fair Catch Yards	0	45
Punt returns: Number-Yards-TD	4-25-1	1-11-0
Average Per Return	6.2	11.0
Kickoff returns: Number-Yds-TD	2-68-0	0-0-0
Average Per Return	34.0	0.0
Interceptions: Number-Yds-TD	2-0-0	1-47-1
Fumble Returns: Number-Yds-TD	0-0-0	0-0-1
Miscellaneous Yards	0	0
Possession Time	27:27	32:33
1st Quarter	4:35	10:25
2nd Quarter	8:20	6:40
3rd Quarter	6:09	8:51
4th Quarter	8:23	6:37
Third-Down Conversions	7 of 15	6 of 17
Fourth-Down Conversions	1 of 1	1 of 2
Red-Zone Scores-Chances	6-6	3-3
Touchdowns	5-6	2-3
Field goals	1-6	1-3
Sacks By: Number-Yards	3-23	2-20
PAT Kicks	9-9	5-5
Field Goals	1-1	1-1
Points off turnovers	0	14



# Game 5

Utah State

6

October 5, 2019

#5 LSU

42

Tiger Stadium  
Baton Rouge, La.  
100,266

## LSU

### RUSHING

	Att.	Gain	Lost	Net	TD	Long
C. Edwards-Helaire	14	72	0	72	0	11
Tyrion Davis-Price	11	54	1	53	0	11
John Emery	8	45	0	45	0	13
Joe Burrow	10	51	9	42	1	21
Chris Curry	6	24	0	24	0	7
Myles Brennan	2	11	0	11	0	6
Adrian Magee	0	1	0	1	0	0

### PASSING

	Att.	Comp	Int	Yds	TD	Long	Sacks
Joe Burrow	27	38	1	344	5	39	2
Myles Brennan	1	1	0	9	0	9	0

### RECEIVING

	No.	Yds.	TD	Long
Justin Jefferson	9	155	2	39
Ja'Marr Chase	3	54	1	25
Derrick Dillon	4	42	1	19
Thaddeus Moss	5	39	1	13
John Emery	4	34	0	12
C. Edwards-Helaire	1	12	0	12
Racey McMath	1	9	0	9
Stephen Sullivan	1	8	0	8

### PUNTING

	No.	Yds.	Avg.	Long	I20	TB
Zach Von Rosenberg	2	91	45.5	55	1	1

### FIELD GOALS

	Att.	Made	Long	KICKS
Cade York	0	1	--	Missed: 53

### ALL RETURNS

	Punts			Kickoffs			Interceptions		
	No.	Yds.	Lg.	No.	Yds.	Lg.	No.	Yds.	Lg.
Trey Palmer	1	10	10	0	0	0	0	0	0
C. Edwards-Helaire	0	0	0	1	38	38	0	0	0
Kary Vincent Jr.	0	0	0	0	0	0	1	5	5
Grant Delpit	0	0	0	0	0	0	1	0	0
Derek Stingley Jr.	0	0	0	0	0	0	1	0	0

## Utah State

### RUSHING

	Att.	Gain	Lost	Net	TD	Long
Gerold Bright	8	20	2	18	0	8
Enoch Nawahine	7	12	2	10	0	4
Riley Burt	4	8	0	8	0	5
Jordan Love	2	0	8	-8	0	0
TEAM	1	0	9	-9	0	0

### PASSING

	Att.	Comp	Int.	Yds.	TD	Long	Sacks
Jordan Love	15	30	130	0	3	35	2
Henry Columbi	1	1	10	0	0	10	0

### RECEIVING

	No.	Yds.	TD	Long
Jordan Nathan	4	51	0	35
Siaosi Mariner	2	45	0	35
Savon Scarver	2	20	0	12
Deven Thompkins	2	18	0	10
Derek Wright	1	10	0	10
Carson Terrell	1	8	0	8
Caleb Repp	1	-2	0	0
Gerold Bright	2	-4	0	1
Enoch Nawahine	1	-6	0	0

### PUNTING

	No.	Yds.	Avg.	Long	I20	TB
Pierce Callister	7	273	39.0	47	2	0

### FIELD GOALS

	Att.	Made	Long	KICKS
Dominik Eberle	2	2	47	Made: 30, 47

### ALL RETURNS

	Punts			Kickoffs			Interceptions		
	No.	Yds.	Lg.	No.	Yds.	Lg.	No.	Yds.	Lg.
Savon Scarver	0	0	0	1	21	21	0	0	0
Cameron Haney	0	0	0	0	0	0	1	19	19

## No. 5 LSU Dominates on Both Sides in 42-6 Win

Fifth-ranked LSU out-gained Utah State, 601-159, on its way to a midday victory that wrapped up non-conference play for the Tigers, 42-6. Overcoming a pair of turnovers, LSU (5-0) was again led by quarterback **Joe Burrow**, who completed 27-of-38 passes for 344 yards with five touchdowns. Wide receiver **Justin Jefferson** led LSU with nine catches for 155 yards and two touchdowns, while tight end **Thaddeus Moss** caught five passes for 39 yards including an 8-yard TD. **Clyde Edwards-Helaire** carried a game-high 14 times for 72 net yards. LSU allowed only 1-of-12 on third downs, recorded 10 tackles for loss and interceptions by **Grant Delpit**, **Derek Stingley Jr.** and **Kary Vincent Jr.** **Patrick Queen** led the Tigers with six tackles, as Utah State ran only 53 plays and tallied only 56 yards of total offense in the second half.

### Scoring

	1	2	3	4	F
Utah State	6	0	0	0	6
LSU	7	14	14	7	42

LSU	1Q	10:41	7 yd pass from Burrow to Dillon (York kick)
USU	1Q	6:25	30 yd field goal from Eberle
USU	1Q	1:45	47 yd field goal from Eberle
LSU	2Q	14:03	1 yd run by Burrow (York kick)
LSU	2Q	4:44	25 yd pass from Burrow to Chase (York kick)
LSU	3Q	9:55	4 yd pass from Burrow to Jefferson (York kick)
LSU	3Q	2:54	39 yd pass from Burrow to Jefferson (York kick)
LSU	4Q	13:23	8 yd pass from Burrow to Moss (York kick)

### Team Stats

	USU	LSU
First Downs	10	32
Rushing	1	15
Passing	8	16
Penalty	1	1
Net Yards Rushing	19	248
Attempts	22	51
Avg. Per Rush	0.9	4.9
Rushing TDs	0	1
Yds. Gained	40	258
Yds. Lost	21	10
Net Yards Passing	140	353
Comp.-Att.-Int.	16-31-3	28-39-1
Avg. / Att.	4.5	9.1
Avg. / Comp.	8.8	12.6
TDs	0	5
Total Offense Yards	159	601
Plays	53	90
Avg. / Play	3.0	6.7
Fumbles - Lost	0-0	3-1
Penalties - Yds.	3-25	5-41
Punts - Yds.	7-273	2-91
Avg. / Punt	39.0	45.5
Inside 20	2	1
50+ Yds.	0	1
Touchbacks	0	1
Fair Catch	4	1
Kickoffs - Yds.	3-166	7-455
Avg. Yds. / Kickoff	55.3	65.0
Touchbacks	1	6
Punt Returns: Total - Yds. - TDs	0-0-0	1-10-0
Avg. / Return	0	10.0
Kickoff Returns: Total - Yds. - TDs	1-21-0	1-38-0
Avg. / Return	21.0	38.0
INT: Total - Yds. - TDs	1-19-0	3-5-0
Fumble: Total - Yds. - TDs	0-0-0	0-0-0
Poss. Time	18:57	41:03
3rd. Down Conv.	1 of 12	11 of 17
4th. Down Conversions	0 of 0	0 of 1
Red-Zone: Scores - Chances	1-1	4-4
Sacks: Total - Yds.	2-9	2-8
PAT: Total - Made	0-0	6-6
Field Goals: Total - Made	2-2	0-1
Points off Turnovers	3	14

# Game 6

#7 Florida

28

October 12, 2019

#5 LSU

42

Tiger Stadium  
Baton Rouge, La.  
102,321

## LSU

### RUSHING

	Att.	Gain	Lost	Net	TD	Long
Clyde Edwards-Helaire	13	136	2	134	2	57
Joe Burrow	6	43	0	43	0	19
Tyrion Davis-Price	3	40	0	40	1	33
John Emery	1	2	0	2	0	2
Team	1	0	1	-1	0	0

### PASSING

	Att.	Comp	Int	Yds	TD	Long	Sacks
Joe Burrow	21	24	0	293	3	54	0

### RECEIVING

	No.	Yds.	TD	Long
Ja'Marr Chase	7	127	2	54
Justin Jefferson	10	123	1	36
Thaddeus Moss	3	38	0	25
Stephen Sullivan	1	5	0	5

### PUNTING

	No.	Yds.	Avg.	Long	I20	TB
Zach Von Rosenberg	2	81	40.5	49	2	0

### FIELD GOALS

	Att.	Made	Long	KICKS
Cade York	0	1	--	Missed: 44

### ALL RETURNS

	Punts			Kickoffs			Interceptions		
	No.	Yds.	Lg.	No.	Yds.	Lg.	No.	Yds.	Lg.
Clyde Edwards-Helaire	0	0	0	1	20	20	0	0	0
Derek Stingley	0	0	0	0	0	0	1	0	0

## Florida

### RUSHING

	Att.	Gain	Lost	Net	TD	Long
Lamical Perine	17	68	3	65	0	17
Emory Jones	9	36	0	36	0	12
Kyle Trask	10	40	19	21	0	12
Josh Hammond	1	11	0	11	0	11
Freddie Swain	1	8	0	8	0	8
Malik Davis	2	5	0	5	0	4

### PASSING

	Att.	Comp	Int.	Yds.	TD	Long	Sacks
Kyle Trask	23	39	1	310	3	28	2
Emery Jones	1	3	0	1	1	1	0
Lamical Perine	0	1	0	0	0	0	0
Team	0	1	0	0	0	0	0

### RECEIVING

	No.	Yds.	TD	Long
Kyle Pitts	5	108	0	28
Van Jefferson	8	73	2	20
Freddie Swain	2	39	0	21
Trevon Grimes	3	30	1	19
Jacob Copeland	2	25	0	13
Tyrie Cleveland	1	17	0	17
Lamical Perine	2	12	1	11
Josh Hammond	1	7	0	7

### PUNTING

	No.	Yds.	Avg.	Long	I20	TB
Tommy Townsend	4	171	42.8	49	1	0

### FIELD GOALS

	Att.	Made	Long	KICKS
--	------	------	------	-------

### ALL RETURNS

	Punts			Kickoffs			Interceptions		
	No.	Yds.	Lg.	No.	Yds.	Lg.	No.	Yds.	Lg.

# Death Valley Comes Alive, as No. 5 LSU Tops No. 7 Florida

LSU quarterback **Joe Burrow** tossed three touchdowns and running back **Clyde Edwards-Helaire** ran for two more, as the fifth-ranked LSU Football team shutout No. 7 Florida in the final 25 minutes of a 42-28 victory. The Tigers defense stepped up its game for the duration, while its offense continued to operate like a surgeon - slicing Florida to the tune of 10.6 yards per play, third-most in school history and most against an SEC opponent. LSU ran only 48 plays against the Gators and scored 42 points while facing third down only four times, the fewest on record by a Tigers team (records since 1978). Edwards-Helaire and freshman running back **Tyrion Davis-Price** added third-quarter touchdowns of 5 and 33 yards to give LSU a lead it wouldn't relinquish with 3:15 remaining in the third quarter. Leading by a touchdown midway through the fourth quarter, Burrow connected on a 54-yard touchdown pass to **Ja'Marr Chase** that gave LSU an insurmountable two-score advantage. Burrow and the Tigers offense were a model of efficiency against the Gators. The LSU signal caller completed 21-of-24 passes for 293 yards with two touchdown passes to Chase and another to **Justin Jefferson**, who led LSU with 10 catches for 123 yards. Chase had a team-high 127 yards on seven receptions. Edwards-Helaire had 134 net rushing yards, while Burrow added 43 on six carries without being sacked. Davis-Price made the most of his three carries, totaling 40 yards. The Tigers defense overcame a frustrating first half - which included a dropped interception in the end zone which resulted in a Florida touchdown - to shutout the Gators with the game in the balance.

## Scoring

	1	2	3	4	F
Florida	7	14	7	0	28
LSU	7	14	14	7	42

LSU	1Q	9:55	9 yd pass from Burrow to Chase (York PAT)
UF	1Q	3:34	5 yd pass from Trask to Grimes (McPherson PAT)
LSU	2Q	12:44	7 yd pass from Burrow to Jefferson (York PAT)
UF	2Q	5:48	1 yd pass from Jones to Perine (McPherson PAT)
LSU	2Q	3:55	36 yd run by Ed.-Helaire (York PAT)
UF	2Q	0:04	6 yd pass from Trask to Jefferson (McPherson PAT)
UF	3Q	10:54	2 yd pass from Trask to Jefferson (McPherson PAT)
LSU	3Q	7:12	5 yd run by Ed.-Helaire (York PAT)
LSU	3Q	3:15	33 yd run by Davis-Price (York PAT)
LSU	4Q	5:43	54 yd pass from Burrow to Chase (York PAT)

## Team Stats

	USU	LSU
First Downs	28	22
Rushing	8	8
Passing	18	13
Penalty	2	1
Net Rushing Yards	146	218
Attempts	40	24
Avg. Per Rush	3.7	9.1
Rushing TDs	0	3
Yds. Gained	168	221
Yds. Lost	22	3
Net Yards Passing	311	293
Comp.-Att.-Int.	24-44-1	21-24-0
Avg. / Att.	7.1	12.2
Avg. / Comp.	13.0	14.0
TDs	4	3
Total Offense Yards	457	511
Plays	84	48
Avg. / Play	5.4	10.6
Fumbles - Lost	0-0	0-0
Penalties - Yds.	5-39	4-28
Punts - Yds.	4-171	2-81
Avg. / Punt	42.8	40.5
Inside 20	1	2
50+ Yds.	0	0
Touchbacks	0	0
Fair Catch	2	1
Kickoffs - Yds.	5-245	7-455
Avg. Yds. / Kickoff	49.0	65.0
Touchbacks	1	7
Punt Returns: Total - Yds. - TDs	0-0-0	0-0-0
Punt: Avg. / Return	0	0
Kickoff Returns: Total - Yds. - TDs	0-0-0	1-20-0
Kickoff: Avg. / Return	0	20.0
INT: Total - Yds. - TDs	0-0-0	1-0-0
Fumble: Total - Yds. - TDs	0-0-0	0-0-0
Poss. Time	38:19	21:41
3rd. Down Conv.	9 of 17	1 of 4
4th. Down Conversions	1 of 2	0 of 0
Red-Zone: Scores - Chances	4-6	3-3
Sacks: Total - Yds.	0-0	2-17
PAT: Total - Made	4-4	6-6
Field Goals: Total - Made	0-0	0-1
Points off Turnovers	0	7

# Game 7

**#2 LSU**  
**Mississippi State**

**36**  
**13**  
October 9, 2019  
Davis Wade Stadium  
Starkville, MS  
59,282

## LSU

RUSHING	Att.	Gain	Lost	Net	TD	Long
Clyde Edwards-Helaire	11	55	2	53	0	17
Tyrion Davis-Price	6	49	0	49	0	19
John Emery Jr.	2	0	1	-1	0	0
Team	2	0	4	-4	0	0
Joe Burrow	4	11	22	-11	0	11

PASSING	Att.	Comp	Int	Yds	TD	Long	Sacks
Joe Burrow	25	32	0	327	4	60	3
Myles Brennan	0	3	0	0	0	0	0

RECEIVING	No.	Yds.	TD	Long
Justin Jefferson	8	89	1	19
Racey McMath	3	76	1	60
Ja'Marr Chase	5	48	1	18
Thaddeus Moss	3	48	0	24
Derrick Dillon	1	37	1	37
Clyde Edwards-Helaire	2	15	0	8
Steph. Sullivan	2	9	0	6
Ty Davis-Price	1	5	0	5

PUNTING	No.	Yds.	Avg.	Long	I20	TB
Zach Von Rosenberg	5	233	46.6	57	2	1

FIELD GOALS	Att.	Made	Long	KICKS
Cade York	3	3	25	Made: 20, 23, 25

ALL RETURNS	Punts			Kickoffs			Interceptions		
	No.	Yds.	Lg.	No.	Yds.	Lg.	No.	Yds.	Lg.
Derek Stingley	1	2	2	0	0	0	0	0	0
Clyde Edwards-Helaire	0	0	0	2	24	22	0	0	0
Kristian Fulton	0	0	0	0	0	0	1	0	0
JaCoby Stevens	0	0	0	0	0	0	1	9	9

## Mississippi State

RUSHING	Att.	Gain	Lost	Net	TD	Long
Garrett Shrader	19	72	6	66	1	12
Kylin Hill	15	41	7	34	0	11
Dedrick Thomas	1	5	0	5	0	5
Nick Gibson	2	1	4	-3	0	1

PASSING	Att.	Comp	Int.	Yds.	TD	Long	Sacks
Garrett Shrader	17	28	2	238	1	29	2

RECEIVING	No.	Yds.	TD	Long
Stephen Guidry	6	98	1	24
Isaiah Zuber	3	53	0	29
Dedrick Thomas	3	31	0	17
Nick Gibson	1	24	0	24
Lee Witherspoon	2	16	0	12
Farrod Green	1	11	0	11
Kylin Hill	1	5	0	5

PUNTING	No.	Yds.	Avg.	Long	I20	TB
Tucker Day	5	214	42.8	70	1	1

FIELD GOALS	Att.	Made	Long	KICKS
No Stats				

ALL RETURNS	Punts			Kickoffs			Interceptions		
	No.	Yds.	Lg.	No.	Yds.	Lg.	No.	Yds.	Lg.
Malik Dear	2	3	7	0	0	0	0	0	0
Isaiah Zuber	0	0	0	1	28	28	0	0	0

## Burrow Sets Single-Season Records in Win at State

In only seven games, LSU quarterback **Joe Burrow** broke two LSU single-season touchdown records, as the No. 2 Tigers defeated Mississippi State, 36-13. Burrow, a senior who is putting an onslaught on the LSU record book, was 25-of-32 for 327 yards with four touchdowns. Burrow, who tied Rohan Davey (1998-2001) with seven 300-yard passing games in his career. With a 37-yard touchdown pass to wide receiver **Derrick Dillon** in the third quarter, Burrow set LSU's single-season record with his 30th touchdown responsible for (28 passing, 2 rushing). JaMarcus Russell (2006) and Matt Mauck (2003) held the record with 29. Later in the third quarter, an 18-yard touchdown pass to **Justin Jefferson** was Burrow's 29th of the season, breaking LSU's single-season record also held by Russell and Mauck. Jefferson led LSU with eight catches for 89 yards and a touchdowns, while **Ja'Marr Chase** added five catches for 48 yards and also scored. **Racey McMath** was on the receiving end of a 60-yard touchdown and finished with three catches for 76 yards, while **Thaddeus Moss** had three catches for 48 yards. Defensively, LSU forced three turnovers including interceptions by **JaCoby Stevens** and **Kristian Fulton**, and a fumble forced by **Michael Divinity Jr.** and recovered by **Rashard Lawrence**. Safety **Grant Delpit** led the Tigers with a career-high 11 tackles with a quarterback hurry, while Stevens, linebacker **Jacob Phillips** and safety **Kary Vincent Jr.** each added eight tackles.

Scoring	1	2	3	4	F
LSU	3	19	14	0	36
MSU	0	7	0	6	13

LSU	1Q	7:52	20 yd Field Goal by Cade York
LSU	2Q	12:27	23 yd Field Goal by Cade York
LSU	2Q	8:33	25 yd Field Goal by Cade York
MSU	2Q	5:24	12 yd run by Shrader (Christmann kick)
LSU	2Q	5:07	60 yd pass from Burrow to McMath
LSU	2Q	0:50	8 d pass from Burrow to Chase (York kick)
LSU	3Q	10:36	37 yd pass from Burrow to Dillon (York kick)
LSU	3Q	5:36	18 yd pass from Burrow to Jefferson (York kick)
MSU	4Q	0:59	24 yd pass from Shrader to Guidry (Failed Conv.)

Team Stats	LSU	MSU
Total First Downs	21	21
Rushing	8	5
Passing	10	12
Penalty	3	4
Net Yards Rushing	86	102
Attempts	25	37
Avg. Per Rush	3.4	2.8
Rushing TDs	0	1
Yds. Gained	115	119
Yds. Lost	29	17
Net Yards Passing	327	238
Comp.-Att.-Int.	25-35-0	17-28-2
Avg. / Att.	9.3	8.5
Avg. / Comp.	13.1	14.0
TDs	4	1
Total Offensive Yards	413	340
Plays	60	65
Avg. / Play	6.9	5.2
Fumbles - Lost	1-0	1-1
Penalties - Yds.	7-88	13-109
Punts - Yds.	5-233	5-214
Avg. / Punt	46.6	42.8
Inside 20	2	1
50+ Yds.	2	1
Touchbacks	1	1
Fair Catch	1	1
Kickoffs - Yds.	8-518	3-179
Avg. Yds. / Kickoff	64.8	59.7
Touchbacks	7	1
Punt Returns: Total - Yds. - TDs	1-2-0	2-3-0
Punt: Avg. / Return	2.0	1.5
Kickoff Returns: Total - Yds. - TDs	2-24-0	1-28-0
Kickoffs: Avg. / Return	12.0	28.0
INT: Total - Yds. - TDs	2-9-0	0-0-0
Fumble: Total - Yds. - TDs	1-1-0	0-0-0
Poss. Time	25:39	34:21
3rd. Down Conv.	3 of 11	3 of 12
4th. Down Conversions	0 of 0	0 of 2
Red-Zone: Scores - Chances	5-5	1-1
Sacks: Total - Yds.	2-6	3-22
PAT: Total - Made	3-4	1-1
Field Goals: Total - Made	3-3	0-0
Points off Turnovers	10	0

## 2019 NUMERICAL ROSTER

NO.	NAME	POS.	HT.	WT.	CL./EXP.	HOMETOWN (HS/PREVIOUS SCHOOL)
1*	Ja'Marr Chase	WR	6-1	200	So.-1L	Metairie, La. (Rummel HS)
1*	Kristian Fulton	CB	6-0	200	Sr.-1L	Metairie, La. (Rummel HS)
2	Justin Jefferson	WR	6-3	192	Jr.-2L	St. Rose, La. (Destrehan HS)
3*	AJ Aycock	QB	6-5	212	Fr.-RS	Jonesboro, Ark. (Academies at Jonesboro HS)
3*	Tyrion Davis-Price	RB	6-1	226	Fr.-HS	Baton Rouge, La. (Southern Lab HS)
3*	JaCoby Stevens	S	6-2	225	Jr.-2L	Murfreesboro, Tenn. (Oakland HS)
4*	John Emery Jr.	RB	6-0	203	Fr.-HS	St. Rose, La. (Destrehan HS)
4*	Todd Harris Jr.	S	5-11	190	Jr.-2L	Maringouin, La. (Plaquemine HS)
5*	Devonta Lee	WR	6-1	223	Fr.-HS	Fluker, La. (Amite HS)
5*	Kary Vincent Jr.	CB	5-10	185	Jr.-2L	Houston, Texas (Port Arthur Memorial HS)
6*	Terrace Marshall Jr.	WR	6-4	200	So.-1L	Bossier City, La. (Parkway HS)
6*	Jacob Phillips	LB	6-4	233	Jr.-2L	Nashville, Tenn. (East Nashville HS)
7	Grant Delpit	S	6-3	203	Jr.-2L	Houston, Texas (IMG Academy)
8*	Peter Parrish	QB	6-1	190	Fr.-HS	Phenix City, Ala. (Central HS)
8*	Patrick Queen	LB	6-1	227	Jr.-2L	Ventress, La. (Livonia HS)
9*	Marcel Brooks	S	6-2	194	Fr.-HS	Fort Worth, Texas (Marcus HS)
9*	Joe Burrow	QB	6-4	216	Sr.-1L	Athens, Ohio (Athens HS/Ohio State)
10	Stephen Sullivan	TE	6-5	242	Sr.-3L	Donaldsonville, La. (Donaldsonville HS)
11	Eric Monroe	S	6-1	208	Jr.-1L	Houston, Texas (North Shore HS)
12*	Walker Kinney	QB	6-2	218	Fr.-HS	Stilwell, Kan. (Blue Valley HS)
12*	Donte Starks	LB	6-1	217	Fr.-HS	Marrero, La. (John Ehret HS)
13	Jontre Kirklın	WR	6-0	185	Jr.-2L	Lutcher, La. (Lutcher HS)
14*	Maurice Hampton Jr.	DB	6-0	214	Fr.-HS	Memphis, Tenn. (University HS)
14*	John Gordon McKernan	QB	6-2	186	Fr.-HS	Baton Rouge, La. (University HS)
15	Myles Brennan	QB	6-4	207	So.-1L	Long Beach, Miss. (St. Stanislaus HS)
16	Jay Ward	CB	6-2	167	Fr.-HS	Moultrie, Ga. (Colquitt County HS)
17	Racey McMath	WR	6-3	221	Jr.-1L	New Orleans, La. (Edna Karr HS)
18	K'Lavon Chaisson	OLB	6-4	250	So.-1L	Houston, Texas (North Shore HS)
19	Derrick Dillon	WR	5-11	186	Sr.-3L	Franklinton, La. (Pine HS)
22	Clyde Edwards-Helaire	RB	5-8	209	Jr.-2L	Baton Rouge, La. (Catholic HS)
23*	Micah Baskerville	LB	6-1	228	So.-1L	Shreveport, La. (Evangel Christian Academy)
23*	Corren Norman	RB	5-9	191	Fr.-HS	Broussard, La. (Lafayette HS)
24*	Chris Curry	RB	6-0	215	Fr.-RS	Lehigh Acres, Fla. (Lehigh HS)
24*	Derek Stingley Jr.	CB	6-1	190	Fr.-HS	Baton Rouge, La. (Dunham School)
25*	Cordale Flott	CB	6-2	160	Fr.-HS	Saraland, Ala. (Saraland HS)
25*	Josh Williams	RB	5-10	192	Fr.-HS	Houston, Texas (The Kinkaid School)
26	Kendall McCallum	LB	6-5	225	Fr.-HS	Anniston, Ala. (Oxford HS)
27	Treven Kately	DB	5-10	191	So.-SQ	Lafayette, La. (Lafayette Christian Academy)
28	Clyde Townsend	WR	5-9	156	Fr.-HS	Bradenton, Fla. (Braden River HS)
29*	Alex Aucoin	WR	6-0	180	Fr.-RS	Baton Rouge, La. (Parkview Baptist HS)
29*	Raydarius Jones	CB	6-2	161	Fr.-HS	Horn Lake, Miss. (Horn Lake HS)
30*	Cade Comeaux	DB	6-0	178	Fr.-RS	New Orleans, La. (John Curtis HS)
30*	Jack Mashburn	TE	6-3	207	Fr.-HS	Covington, La. (St. Paul's HS)
31*	Cameron Lewis	S	6-2	197	Jr.-SQ	Monroe, La. (Wossman HS)
31*	Thomas McGoey	WR	6-0	187	Fr.-HS	Thibodaux, La. (E.D. White Catholic HS)
32	Avery Atkins	PK	5-11	217	So.-1L	Auburn, Ala. (Auburn HS)
33	Trey Palmer	WR	6-1	180	Fr.-HS	Kentwood, La. (Kentwood HS)
34*	Lloyd Cole	CB	6-0	200	Jr.-RS	Bossier City, La. (Parkway HS/Grambling)
34*	Connor Culp	PK	5-10	187	Jr.-1L	Phoenix, Ariz. (Desert Vista HS)
35	Damone Clark	LB	6-3	239	So.-1L	Baton Rouge, La. (Southern Lab HS)
36*	Derian Moore	S	6-1	215	So.-RS	Houma, La. (H.L. Bourgeois HS/Nicholls)
36*	Cade York	PK	6-2	189	Fr.-HS	McKinney, Texas (Prosper HS)
38	Zach Von Rosenberg	P	6-5	240	Jr.-2L	Zachary, La. (Zachary HS)
41	Carlton Smith	LB	6-3	243	So.-SQ	Houston, Texas (Lamar HS)
42*	Hunter Faust	LB	6-1	232	Fr.-RS	New Orleans, La. (Jesuit HS)
42*	Aaron Moffitt	TE	6-2	252	So.-SQ	Baton Rouge, La. (Catholic HS)
43*	Preston Stafford	PK	5-11	164	Fr.-RS	Pontotoc, Miss. (Catholic HS)
43*	Ray Thornton	OLB	6-3	227	Jr.-2L	Killeen, Texas (Shoemaker HS)
44	Tory Carter	FB	6-1	250	Jr.-2L	Valdosta, Ga. (Lee County HS)
45*	Michael Divinity Jr.	OLB	6-2	241	Sr.-3L	Marrero, La. (John Ehret HS)
45*	Stephen King	TE	6-6	228	Fr.-RS	Alexandria, Va. (Hayfield Secondary School)
46	Andre Anthony	OLB	6-4	250	Jr.-1L	New Orleans, La. (Edna Karr HS)
47*	Nelson Jenkins III	DL	6-4	286	Fr.-RS	Maringouin, La. (Plaquemine HS)
47*	Quentin Skinner	SNP	6-0	253	Fr.-HS	Buford, Ga. (Buford HS)
48	Blake Ferguson	SNP	6-3	235	Sr.-3L	Smyrna, Ga. (Buford HS)
49*	Jansen Mayea	TE	6-3	239	Fr.-RS	New Iberia, La. (Westgate HS)
49*	Travez Moore	OLB	6-4	246	Jr.-RS	Bastrop, La. (Bastrop HS/Copiah-Lincoln CC)
51	Dare Rosenthal	OT	6-7	314	Fr.-RS	Ferriday, La. (Ferriday HS)
52	Tayte Langley	LB	6-3	245	Fr.-HS	Iota, La. (Iota HS)
53	Soni Fonua	OLB	6-3	274	Jr.-JC	Salt Lake City, Utah (East HS/Mesa CC)

## ALPHABETICAL ROSTER

No.	Name	Pos.
46	Andre Anthony	OLB
32	Avery Atkins	PK
29*	Alex Aucoin	WR
3*	AJ Aycock	QB
23*	Micah Baskerville	LB
54	Aaron Benfield	LB
75	Anthony Bradford	OL
15	Myles Brennan	QB
9*	Marcel Brooks	S
89	Colby Brunet	WR
9*	Joe Burrow	QB
71	Donavaughn Campbell	OL
44	Tory Carter	FB
18	K'Lavon Chaisson	OLB
77	Saahdiq Charles	OT
1*	Ja'Marr Chase	WR
55	Jarell Cherry	DE
35	Damone Clark	LB
34*	Lloyd Cole	CB
30*	Cade Comeaux	DB
34*	Connor Culp	PK
24*	Chris Curry	RB
79	Thyris Cushenberry III	C
3*	Tyrion Davis-Price	RB
76	Austin Deculus	OL
7	Grant Delpit	S
19	Derrick Dillon	WR
45*	Michael Divinity Jr.	OLB
22	Clyde Edwards-Helaire	RB
4*	John Emery Jr.	RB
94	Joseph Evans	DL
92	Neil Farrell Jr.	DE
42*	Hunter Faust	LB
91	Breiden Fehoko	DL
48	Blake Ferguson	SNP
25*	Cordale Flott	CB
53	Soni Fonua	OLB
87	Evan Francioni	WR
1*	Kristian Fulton	CB
14*	Maurice Hampton Jr.	DB
64	Austin Harden	OL
4*	Todd Harris Jr.	S
57	Chasen Hines	OG
82	Brandon Hubicz	TE
62	Siaki Ika	NT
70	Ed Ingram	OG
2	Justin Jefferson	WR
83	Jaray Jenkins	WR
47*	Nelson Jenkins III	DL
29*	Raydarius Jones	CB
27	Treven Kately	DB
45*	Stephen King	TE
12*	Walker Kinney	QB
13	Jontre Kirklın	CB
52	Tayte Langley	LB
90	Rashard Lawrence	DE
5*	Devonta Lee	WR
31*	Cameron Lewis	S
68	Damien Lewis	OG
59	Desmond Little	OLB
97	Glen Logan	DE
73	Adrian Magee	OL
6*	Terrace Marshall Jr.	WR
86	Michael Martin	WR
30*	Jack Mashburn	TE
49	Jansen Mayea	TE
26	Kendall McCallum	LB
31*	Thomas McGoey	WR
14*	John Gordon McKernan	QB



## 2019 NUMERICAL ROSTER

54	Aaron Benfield	LB	6-2	230	Fr.-HS	Thibodaux, La. (E.D. White Catholic HS)
55	Jarell Cherry	DE	6-3	264	Fr.-RS	Dallas, Texas (Carter HS)
57	Chasen Hines	OG	6-3	336	So.-1L	Marshall, Texas (Marshall HS)
58*	Jared Small	LB	6-0	213	So.-SQ	Baton Rouge, La. (Catholic HS)
58*	Kardell Thomas	OL	6-3	329	Fr.-HS	Baton Rouge, La. (Southern Lab HS)
59	Desmond Little	OLB	6-5	210	Fr.-HS	Prichard, Ala. (Vigor HS)
61	Cameron Wire	OT	6-6	300	Fr.-RS	Gonzales, La. (East Ascension HS)
62	Siaki Ika	NT	6-4	354	Fr.-HS	Salt Lake City, Utah (East HS)
63	Michael Smith	OL	6-2	325	Jr.-SQ	Killeen, Texas (Ellison HS)
64	Austin Harden	OL	6-1	310	Fr.-HS	Patterson, La. (Patterson HS)
65	Jakori Savage	OL	6-6	294	Jr.-2L	Bay Minette, Ala. (Baldwin County HS)
68	Damien Lewis	OG	6-3	332	Sr.-1L	Canton, Miss. (Canton HS/NW Mississippi CC)
69	Charles Turner	OL	6-4	266	Fr.-HS	Canton, Ohio (IMG Academy)
70	Ed Ingram	OG	6-4	295	So.-1L	Desoto, Texas (Desoto High School)
71	Donavaughn Campbell	OL	6-5	360	Jr.-1L	Ponchatoula, La. (Ponchatoula HS)
72	Tyler Shelvin	NT	6-3	346	So.-1L	Lafayette, La. (Notre Dame HS)
73	Adrian Magee	OL	6-4	343	Sr.-3L	Franklinton, La. (Franklinton HS)
74	Badara Traore	OT	6-7	320	Sr.-1L	Boston, Mass. (Matignon HS/ASA College)
75	Anthony Bradford	OL	6-7	355	Fr.-HS	Muskegon, Mich. (Muskegon HS)
76	Austin Deculus	OL	6-7	322	Jr.-2L	Mamou, La. (Cy-Fair HS)
77	Saahdiq Charles	OT	6-4	295	Jr.-2L	Jackson, Miss. (Madison-Ridgeland Academy)
78	Thomas Perry	OL	6-6	341	Fr.-HS	Lafayette, La. (Teurlings Catholic HS)
79	Lloyd Cushenberry III	C	6-4	315	Jr.-2L	Carville, La. (Dutchtown HS)
80	Jamal Pettigrew	TE	6-6	258	Jr.-1L	New Orleans, La. (Saint Augustine HS)
81	Thaddeus Moss	TE	6-3	249	Jr.-SQ	Charlotte, N.C. (Mallard Creek HS/NC State)
82	Brandon Hubicz	TE	6-2	197	Fr.-HS	Baton Rouge, La. (Catholic HS)
83	Jaray Jenkins	WR	6-4	195	Fr.-RS	Jena, La. (Jena HS)
84	TK McLendon	TE	6-5	263	Jr.-JC	Soperton, Ga. (Trelton HS/Copiah-Lincoln CC)
85	Ray Parker	DE	6-5	233	Fr.-HS	Ruston, La. (Ruston HS)
86	Michael Martin	WR	5-9	174	Fr.-RS	Weslaco, Texas (University HS)
87	Evan Francioni	WR	6-0	194	Fr.-RS	River Ridge, La. (Archbishop Rummel HS/UNO)
89	Colby Brunet	WR	6-0	194	Jr.-1L	Metairie, La. (Archbishop Rummel HS)
90	Rashard Lawrence	DE	6-2	308	Sr.-3L	Monroe, La. (Neville HS)
91	Breiden Fehoko	DL	6-2	291	Sr.-1L	Honolulu, Hawaii (Farrington HS/Texas Tech)
92	Neil Farrell Jr.	DE	6-4	298	Jr.-2L	Mobile, Ala. (Murphy HS)
93	Justin Thomas	DE	6-5	256	Jr.-1L	Daphne, Ala. (Spanish Fort HS)
94	Joseph Evans	DL	6-2	288	Fr.-HS	Haynesville, La. (Haynesville HS)
97	Glen Logan	DE	6-4	309	Jr.-2L	Kenner, La. (Destrehan HS)

\* - denotes duplicate numbers

## ALPHABETICAL ROSTER

84	TK McLendon	TE
17	Racey McMath	WR
42*	Aaron Moffitt	TE
11	Eric Monroe	S
36*	Derian Moore	S
49	Travez Moore	DE
81	Thaddeus Moss	TE
23*	Corren Norman	RB
33	Trey Palmer	WR
85	Ray Parker	TE
8*	Peter Parrish	QB
78	Thomas Perry	OL
80	Jamal Pettigrew	TE
6*	Jacob Phillips	LB
8*	Patrick Queen	LB
51*	Dare Rosenthal	OT
65	Jakori Savage	DL
72	Tyler Shelvin	NT
47*	Quentin Skinner	SNP
58	Jared Small	LB
41	Carlton Smith	LB
63	Michael Smith	OL
43*	Preston Stafford	PK
12*	Donte Starks	LB
3*	JaCoby Stevens	S
24*	Derek Stingley Jr.	CB
10	Stephen Sullivan	TE
93	Justin Thomas	DE
58	Kardell Thomas	OL
43*	Ray Thornton	OLB
28	Clyde Townsend	WR
74	Badara Traore	OT
69	Charles Turner	OL
5*	Kary Vincent Jr.	CB
38	Zach Von Rosenberg	P
16	Jay Ward	CB
25*	Josh Williams	RB
61	Cameron Wire	OT
36*	Cade York	PK

\* denotes duplicate number

### Pronunciation Guide

#### PLAYERS

89 Colby Brunet	Brew-nay	83 Jaray Jenkins	juh-Ray	51 Dare Rosenthal	Dare (rhymes with "care")
18 K'Lavon Chaisson	K-luh-von Chase-on	21 Kenan Jones	Kee-nun	65 Jakori Savage	Juh-core-ee
77 Saahdiq Charles	Sah-deek	13 Jontre Kirklin	Jon-tray	48 Dantrizee Scott	Don-treez
55 Jarell Cherry	juh-Rell	90 Rashard Lawrence	Ruh-shard	10 Stephen Sullivan	stuh-Fahn
35 Damone Clark	duh-Moan	17 Racey McMath	Race-ee	74 Badara Traore	buh-Dah-uh Tray-or
54 Davin Cotton	Dav-in	57 Chasen Hines	Chase-in	<b>COACHES</b>	
76 Austin Deculus	Deck-you-Iuss	92 Neil Farrell Jr.	Fair-ull	Dave Aranda	uh-Ran-duh
22 Clyde Edwards-Helaire	E-lair	91 Breiden Fehoko	Bray-den fuh-Ho-ko	Ed Orgeron	O-zhure-on

Listen to all pronunciations on the roster page at [LSUsports.net/football](http://LSUsports.net/football)