



2013 AUBURN FOOTBALL GAME NOTES

Auburn Athletics Communications | 392 South Donahue Drive | Auburn, AL 36849 | 334.844.9800

AuburnTigers.com | Facebook: Facebook.com/FootballAU | Twitter: @FootballAU | #AUvsAKS

COACHES

Gus Malzahn (Henderson State, 1990)

Auburn Record..... 1-0 (1st year)
vs. Arkansas State..... first meeting
Overall Record 10-3 (2nd year)
vs. Arkansas State..... first meeting

Bryan Harsin (Boise State, 2000)

Arkansas State Record..... 1-0 (1st year)
vs. Auburn..... first meeting
Overall..... 1-0 (1st year)
vs. Auburn..... first meeting

SERIES

Auburn leads 2-0
at Auburn Auburn leads 2-0
Last Meeting Auburn 52, Arkansas St. 26 (9/4/10)
Current Streak..... Auburn, W2

RANKINGS

Auburn not ranked
Arkansas State USAToday/receiving votes

TV | FSN

Bob Rathbun..... Play-by-Play
Tim Couch..... Analysis
Elizabeth Moreau..... Sideline

RADIO | AUBURN IMG NETWORK

The Auburn IMG Sports Network provides coverage via 50+ stations covering the Southeast: Rod Bramblett (play-by-play); Stan White (color); Quentin Riggins (sideline); Paul Ellen (studio/SEC Report); Andy Burcham (locker room).

SATELLITE RADIO Sirius 136
IN AUBURN WGZZ-FM (94.3)
ONLINE..... AuburnTigers.com

AUBURN FOOTBALL COMMUNICATIONS

Kirk Sampson..... Associate AD
kirk@auburn.edu

Shelly Poe..... Assistant AD/Primary Contact
slp0019@auburn.edu

Chuck Gallina..... Director/Secondary Contact
chuckg@auburn.edu

Taylor Bryan..... Assistant Dir./Secondary Contact
taylor.bryan@auburn.edu

Todd VanEmst..... Photographer
todd@auburn.edu

Steve Sain..... Videographer
saino2001@yahoo.com

Main Office Phone: 334.844.9800 | Fax: 334.844.9807

Web site: www.AuburnTigers.com

Live stats: Auburn.Statbroadcast.com

Game hashtag: #AUvsAKS



GAME 2

AUBURN (1-0, 0-0 SEC) vs. ARKANSAS STATE (1-0, 0-0 Sun Belt)

September 7, 2013 | 6:30 p.m. CT

TV: FSN | Radio: Auburn IMG Sports Network

Jordan-Hare Stadium (87,451) | Auburn, Ala.

THE GAME

Auburn (1-0, 0-0 SEC) continues the 2013 campaign hosting Arkansas State (1-0, 0-0 Sun Belt) on Saturday, September 7, 2013, at Jordan-Hare Stadium (87,451) in Auburn. Kickoff is 6:30 p.m. CT and will be televised by FSN. The SEC champion 1988 Auburn team will be honored during pregame festivities.

FIRST AND 10

- Auburn opens the season with three home games for the 12th time in program history
- Gus Malzahn is in his first season as Auburn head coach; he served as Auburn offensive coordinator from 2009-11 before becoming head coach at Arkansas State in 2012
- Twelve players saw their first Auburn action Saturday against Washington State
- Five Auburn players made their first start for the Tigers: Nick Marshall, Alex Kozan, Robenson Therezie, Craig Sanders, LaDarius Owens
- Robenson Therezie, with two interceptions and seven tackles vs. Washington State in his first career start, earned SEC Defensive Player of the Week and Jim Thorpe DB of the week honors
- Thirteen members of the Auburn football and support staff were on the Arkansas State staff in some capacity last season
- All-time, 59 different Auburn players have rushed for 100 yards in a game, the latest being Corey Grant with 146 yards against Washington State
- The Tigers have returned at least one kickoff for a touchdown each of the last six seasons, the third longest streak in America; Tre Mason had a 100-yard return against Washington State
- Auburn head coaches are 11-5 all-time when playing a school where they previously served as head coach
- The 2013 Auburn schedule includes seven bowl teams from a year ago, and nine teams receiving votes in the preseason USAToday poll

AUBURN (1-0, 0-0 SEC)

Date	Opponent	Score/Time
Aug. 31	WASHINGTON ST. (ESPNU)	W, 31-24
Sept. 7	ARKANSAS ST. (FSN)	6:30 p.m.
Sept. 14	MISSISSIPPI ST. (ESPN/2/U)	6:00 p.m.
Sept. 21	at LSU	TBA
Oct. 5	OLE MISS	TBA
Oct. 12	WESTERN CAROLINA [HC]	TBA
Oct. 19	at Texas A&M	TBA
Oct. 26	FLORIDA ATLANTIC	TBA
Nov. 2	at Arkansas	TBA
Nov. 9	at Tennessee	TBA
Nov. 16	GEORGIA	TBA
Nov. 30	ALABAMA	TBA

All times Central

ARKANSAS STATE (1-0, 0-0 Sun Belt)

Date	Opponent	Score/Time
Aug. 31	ARKANSAS-PINE BLUFF	W, 62-11
Sept. 7	at Auburn (FSN)	6:30 p.m.
Sept. 12	TROY (ESPNU)	6:30 p.m.
Sept. 21	at Memphis	TBA
Sept. 28	at Missouri	TBA
Oct. 12	IDAHO	6:00 p.m.
Oct. 22	LA-LAFAYETTE (ESPN2)	7:00 p.m.
Nov. 2	at South Alabama	TBA
Nov. 9	at ULM	6:00 p.m.
Nov. 16	TEXAS STATE (SBN)	6:30 p.m.
Nov. 23	GEORGIA STATE	TBA
Nov. 30	at Western Kentucky	3:00 p.m.













All times Central

SEC Champions:
1957, 1983, 1987, 1988, 1989, 2004, 2010
SEC West Champions:
1997, 2000, 2001, 2002, 2004, 2005, 2010

2013 AUBURN FOOTBALL GAME NOTES



2013 SCHEDULE/OPPONENTS

	vs. Washington State Aug. 31 Auburn, Ala. 6:00 p.m. ESPNU	<i>Opening game of the Gus Malzahn era at Auburn ... first-time starter Robenson Therezie with two interceptions ... touchdown for Tre Mason on 100-yard kickoff return ... Corey Grant with first career 100-yard rushing game (146) ... Auburn with 396 yards total offense</i>
	vs. Arkansas State Sept. 7 Auburn, Ala. 6:30 p.m. FSN	<i>Gus Malzahn faces his previous team...</i>
	vs. Mississippi State Sept. 14 Auburn, Ala. 6:00 p.m. ESPN/2/U	
	at LSU Sept. 21 Baton Rouge, La. TBA	
	vs. Ole Miss Oct. 5 Auburn, Ala. TBA	
	vs. Western Carolina Oct. 12 Auburn, Ala. TBA	
	at Texas A&M Oct. 19 College Station, Texas TBA	
	vs. Florida Atlantic Oct. 26 Auburn, Ala. TBA	
	at Arkansas Nov. 2 Fayetteville, Ark. TBA	
	at Tennessee Nov. 9 Knoxville, Tenn. TBA	
	vs. Georgia Nov. 16 Auburn, Ala. TBA	
	vs. Alabama Nov. 30 Auburn, Ala. TBA	

AUBURN BY THE NUMBERS

Category	2013
Record	1-0
SEC	0-0
West	0-0
East	0-0
Non-Conference	1-0
Home	1-0
Away	0-0
Neutral	0-0
Day	0-0
Night	1-0
TV Games	1-0
ABC	0-0
CBS	0-0
ESPN	0-0
ESPN2	0-0
ESPNU	1-0
ESPN3D	0-0
FSN	0-0
SEC Network	0-0
CSS	0-0
Scoring first	0-0
Opponent scoring first	1-0
Leading at half	1-0
Trailing at half	0-0
Tied at half	0-0
Leading after Third Quarter	1-0
Trailing after Third Quarter	0-0
Tied after Three Quarters	0-0
Overtime Games	0-0
Scoring fewer than 20 points	0-0
Scoring 20+ points	1-0
Scoring 30+ points	1-0
Allowing fewer than 20 points	0-0
Allowing 20+ points	1-0
Allowing 30+ points	0-0
Rushing for less than 100 yards	0-0
Rushing for 100+ yards	1-0
Rushing for 200+ yards	1-0
Passing for 200+ yards	0-0
Passing for 300+ yards	0-0
Totaling less than 300 yards	0-0
Totaling 300+ yards	1-0
Totaling 400+ yards	0-0
Allowing less than 100 yards	0-0
Allowing less than 300 yards	0-0
Allowing 300+ yards	1-0
Having 100-yard rusher	1-0
Opp 100 yard rusher	0-0
No turnovers	0-0
Fewer than 3 turnovers	1-0
3 or more turnovers	0-0
No takeaways	0-0
Fewer than 3 takeaways	0-0
3 or more takeaways	1-0
More than 30:00 of possession	0-0
Less than 30:00 of possession	1-0



STATISTICAL COMPARISON

Auburn vs. Arkansas State
Per Game Statistics

	AU	ASU
Points	31.0	62.0
Total Offense	396.0	672.0
First Downs	16.0	25.0
Rushing Yards	297.0	509.0
Passing Yards	99.0	163.0
Time of Possession	28:33	29:20
3rd Down Pct.	31%	75%
Points Allowed	24.0	11.0
Yards Allowed	464.0	173.0
Rushing Yards Allowed	120.0	12.0
Passing Yards Allowed	344.0	161.0

STATISTICAL LEADERS

RUSHING YARDS

AUBURN	ARKANSAS ST.
Corey Grant.....146	David Oku.....124
Tre Mason.....73	S Thornton.....112
C Artis-Payne.....52	M Gordon.....102
Nick Marshall.....27	F Knighten.....101

PASSING YARDS

AUBURN	ARKANSAS ST.
Nick Marshall.....99	A Kennedy.....149

RECEPTIONS

AUBURN	ARKANSAS ST.
Sammie Coates.....3	Julian Jones.....2
Quan Bray.....3	RJ Fleming.....2
Ricardo Louis.....2	JD McKissic.....2

POINTS SCORED

AUBURN	ARKANSAS ST.
Tre Mason.....12	Davis Oku.....12
Cody Parkey.....11	S Thornton.....12
Corey Grant.....6	F Knighten.....12

TACKLES

AUBURN	ARKANSAS ST.
Jonathon Mincy.....8	R Carrethers.....8
R Therezie.....7	Qushaun Lee.....7
Ryan Smith.....7	D Dunaway.....5
Joshua Holsey.....5	T Turner.....4
J Whitehead.....5	Amos Draper.....4

INTERCEPTIONS

AUBURN	ARKANSAS ST.
R Therezie.....2	none
Joshua Holsey.....1	

SACKS

AUBURN	ARKANSAS ST.
Ben Bradley.....1.0	R Carrethers.....1.5
M Adams.....1.0	D Dunaway.....1.5

About Gus Malzahn

Gus Malzahn, who served as Auburn's offensive coordinator from 2009-11, is in his first year as Auburn's head coach.

Malzahn, who won the Broyles Award as the nation's top assistant coach in 2010 while helping the Tigers to the BCS National Championship, returned to Auburn after serving as the head coach at Arkansas State in 2012, where he led the program to the Sun Belt Conference title. He was named Auburn's 27th head football coach on December 4, 2012.

Last season at Arkansas State, Malzahn led the Red Wolves to a 9-3 record and 7-1 conference mark. While at Auburn, Malzahn made an immediate impact during his tenure, highlighted by a record-setting offense in 2010 under Heisman Trophy winner Cam Newton. The 2010 Auburn offense set nine school records, including points in a season (577), points per game (41.2), total yards (6,989), total offense (499.2), rushing yards (3,987), rushing touchdowns (41) and passing touchdowns (31). Malzahn's record-setting offense in 2010 led the Southeastern Conference and finished in the top 10 nationally in six statistical categories.

Malzahn's arrival in 2009 and style of offense marked a drastic turnaround from the 2008 season when Auburn struggled offensively. In a two-year period, the Tigers improved from a tie for 110th to seventh in the nation in scoring offense (from 17.3 to 41.2) and from 104th to seventh in total offense.

Prior to Auburn, Malzahn was the offensive coordinator for two seasons at Tulsa (2007-08) and Arkansas (2006). Two of Malzahn's first three collegiate offenses ranked in the top 10 nationally in rushing, including the 2008 Tulsa team and 2006 Arkansas squad. His offenses at Tulsa were also among the nation's finest, ranking first nationally in total offense in 2007 and 2008. He coached Heisman Trophy finalist Darren McFadden at Arkansas, while helping the Razorbacks finish fourth nationally in rushing at 228.5 yards per game.

Malzahn's coaching career began in his home state of Arkansas at the high school level. In 14 seasons as a high school head coach, Malzahn led seven teams to the state championship game and won three titles. In July 2013, he was inducted into the Arkansas High School Sports Hall of Fame.

The Series

Auburn holds a 2-0 lead in the series with Arkansas State. The Tigers were 27-0 winners over ASU during the 2006 season. Auburn defeated the Red Wolves 52-26 in the 2010 season opener. Both those contests were played at Jordan-Hare Stadium.

Against The Sun Belt

Auburn's all-time record against Sun Belt Conference teams is 17-0. That includes games against Arkansas State (2-0), Louisiana-Lafayette (4-0), ULM (9-0) and Western Kentucky (2-0). All of those contests have been played at Jordan-Hare Stadium.

In September Games

Auburn holds a 157-51-5 (.748) all-time record in games played during the month of September, and have won 32 of its last 40 September games.

The Tigers are 94-19-1 (.829) all-time at home in September, and 62-32-4 (.653) in games on the road during that month.

Auburn Coaches Vs. Previous Teams

Facing the Arkansas State program where he was head coach last season, Gus Malzahn won't be the first Auburn head coach to play against a school where he was previously head coach.

Five other Auburn head coaches played their previous schools. Tommy Tuberville had a 7-3 record against Ole Miss while at Auburn, Terry Bowden was 1-0 against Samford, Pat Dye was 2-0 against East Carolina, Jack Meagher was 0-2 versus Rice, and Mike Harvey was 1-0 against Alabama.

About The Coaching Staff...

Gus Malzahn has produced nine 1,000-yard rushers in seven seasons as a college head coach/offensive coordinator including at least one in each season.

In eight seasons as a college head coach or coordinator, Malzahn has had a different starting quarterback: Robert Johnson (2006/Arkansas); Paul Smith (2007/Tulsa); David Johnson (2008/Tulsa); Chris Todd (2009/Auburn); Cam Newton (2010/Auburn); Barrett Trotter (2011/Auburn); Ryan Aplin (2012/Arkansas State); Nick Marshall (2013/Auburn).

Coach Malzahn has had nine 1,000-yard rushers, five 1,000-yard receivers and three 3,000-yard passers. Included in the 3,000-yard passers are Paul Smith, who threw for 5,065 yards for Tulsa in 2007 and David Johnson,

SEC Champions:
1957, 1983, 1987, 1988, 1989, 2004, 2010
SEC West Champions:
1997, 2000, 2001, 2002, 2004, 2005, 2010

2013 AUBURN FOOTBALL GAME NOTES



who threw for 4,059 yards for Tulsa in 2008. Malzahn has had two 1,000-yard rushers in the same season twice, 2006 at Arkansas and 2010 at Auburn. His 2007 Tulsa team had three 1,000-yard receivers.

Rodney Garner and Dameyune Craig are the first pair of former Auburn Football lettermen to be on Auburn's staff at the same time since Kurt Crain and Garner were on the Tiger staff from 1993-95.

The last time Garner and Craig were in Auburn uniforms together at Jordan-Hare Stadium prior to this season was the 1995 Iron Bowl, a 31-27 Auburn victory. Craig's last home game as an Auburn quarterback was an AU 18-17 Iron Bowl victory in 1997.

Of the 31 schools that hired new head coaches for the 2013 season, 11 completely turned over their entire coaching staffs: Auburn, California, Cincinnati, Colorado, Florida International, Georgia State, Kentucky, Purdue, South Florida, Tennessee and Western Kentucky. Six others retained one coach (Arkansas, Boston College, Idaho, North Carolina State, Southern Miss, Western Michigan), while the other 14 kept two or more former assistants on staff.

Honoring Champions

Four outstanding Auburn football teams will be honored during 2013 at Jordan-Hare Stadium. Members of each team will be recognized on the field; they will also visit with fans at the Verizon Wireless Autograph Tent located at Plainsman Park two hours prior to kickoff.

The 1988 Tigers, co-champions of the SEC, will be honored at the September 7 home game against Arkansas State. Coached by Pat Dye, Auburn posted a 10-2 record that season and faced Florida State in the Sugar Bowl. Auburn finished ranked No. 7 in the nation.

The 1963 Auburn squad will celebrate its 50th anniversary at the Homecoming game versus Western Carolina October 12. Posting a 9-2 record under Coach Ralph "Shug" Jordan, the '63 Tigers, who finished No. 5 in the national rankings, faced Nebraska in the Orange Bowl.

The 1983 Tigers, Auburn's first SEC champions since 1957, will celebrate their 30th anniversary at the Florida Atlantic game. Posting an 11-1 record, 6-0 in SEC play, the '83 Auburn squad defeated Michigan 9-7 in the Sugar Bowl to finish No. 3 in most of the national polls.

The 1993 Tigers, coached by Terry Bowden, posted an undefeated 11-0 record and finished with a No. 4 national ranking; they were honored at the Washington State game.

30+ Points Equals Victory

Auburn has won 78 consecutive games when scoring 30 or more points. The last time the Tigers lost when registering at least 30 points was a 56-49, four overtime loss to Georgia in 1996. In its history, Auburn is now 293-4 all-time when scoring at least 30 points.

Preseason All-SEC

Six Auburn football players were selected as part of the SEC Coaches preseason all-conference teams released August 22.

Running back Tre Mason, who rushed for 1,002 yards in 2012, and center Reese Dismukes, a third-year starter on the offensive line, were selected for the second team offense.

Placekicker Cody Parkey and punter Steven Clark, both seniors, were second-team honorees as well. Named to the third team were tight end C.J. Uzomah and defensive end Dee Ford.

Eleven of the 14 SEC schools had a representative on the first team, while every institution had at least two players named to one of the three units. Coaches were not permitted to vote for their own players.

The Graduates

Five members of the 2013 Auburn squad have already earned bachelor's degrees. Graduating in May were Nosa Eguae (communication), Steven Clark (exercise science) and Chandler Shakespeare (business management). Craig Sanders (human development and family studies) and Ryan Smith (public administration) were August graduates.

Interceptors

Robenson Therezie and Joshua Holsey each recorded their first career interception against Washington State. It marked the first time two players recorded the first interception of their careers in the same game since Jake Holland and Jermaine Whitehead did so against Florida Atlantic in 2011.

Therezie was the first Auburn player to record two interceptions in a game since Josh Byner did it against Arkansas in 2010. Auburn as a team had only two interceptions in the 2012 season.

QUICK FACTS

Auburn University

Location	Auburn, Ala.
Founded.....	1856
Joined SEC.....	1932 (Original member)
Enrollment.....	25,469
Nickname.....	Tigers
Colors.....	Burnt Orange and Navy Blue
Facility (Capacity).....	Jordan-Hare Stadium (87,451)
Jordan-Hare Stadium Record	289-74-7
Playing Surface.....	Natural Grass
President	Dr. Jay Gogue
Director of Athletics	Jay Jacobs
Faculty Representative.....	Dr. Mary Boudreaux

Football History

First Year of Football	1892
All-Time Record (Years)	715-414-47 (121st)
All-Time SEC Record (Years).....	291-230-18 (80th)
Number of SEC Championships (Last).....	7 (2010)
All-Time Bowl Record.....	22-13-2
BCS Bowl Games	2 (2-0)
Number of National Championships ..2	(1957, 2010)
First-Team All-Americans	71
National Coach of the Year winners	2
Broyles Award winners.....	2
Heisman Trophy winners.....	3
Lombardi Award winners	2
Manning Award winners.....	1
Maxwell Award winners.....	1
Davey O'Brien Award winners	1
Outland Trophy winners.....	2
Thorpe Award winners.....	1
First-Team All-SEC Selections	241

Team Facts

Head Coach	Gus Malzahn
Alma Mater, Year	Henderson State, 1990
Year as Head Coach at Auburn.....	1st
Offensive Coordinator/QBs.....	Rhett Lashlee
Defensive Coordinator/LBs.....	Ellis Johnson
Associate Head Coach/DL.....	Rodney Garner
Co-Def Coord/Safeties	Charlie Harbison
Co-Off Coord/Receivers	Dameyune Craig
Tight Ends/Special Teams Coord.....	Scott Fountain
Offensive Line.....	J.B. Grimes
Running Backs	Tim Horton
Cornerbacks	Melvin Smith

Football Quick Facts

2012 Record	3-9
2012 SEC Record.....	0-8
SEC Finish	7th, Western Division
Lettermen Returning/Lost	41/18
Starters Returning.....	18 (8 offense, 7 defense, 3 spec)
Starters Lost.....	7 (3 offense, 4 defense)



TIGERS PERFECT TWICE SINCE 2004

Auburn is the only Southeastern Conference team to record two perfect seasons since 2004, going 13-0 in '04 and 14-0 in 2010. Since the 2004 season, Auburn has won 43 of its 68 SEC games and 45 of its 71 games against SEC schools, including the 2004 (vs. Tennessee) and 2010 (vs. South Carolina) SEC Championship games. SEC record since 2004:

	W-L	Pct.
LSU	53-19	.736
Florida	50-22	.694
Alabama	51-23	.689
Georgia	49-24	.671
Auburn	43-29	.597
South Carolina	39-33	.542
Arkansas	35-37	.486
Tennessee	33-39	.458
Mississippi State	23-49	.319
Kentucky	19-53	.263
Ole Miss	19-53	.263
Vanderbilt	19-54	.260

AUBURN IN OVERTIME

Auburn OT Record: 7-5
Home: 5-3
Road: 0-2
Neutral: 2-0
SEC: 1-4
Non-Conference: 6-1

Date	Opponent	Result
11/16/96	GEORGIA(4OT)	L, 56-49
9/25/99	OLE MISS	L, 24-27
11/11/00	GEORGIA	W, 29-26
10/20/01	LOUISIANA TECH	W, 48-41
9/28/02	SYRACUSE (3OT)	W, 37-34
10/19/02	at Florida	L, 30-23
10/22/05	at LSU	L, 20-17
9/8/07	SOUTH FLORIDA	L, 26-23
12/31/07	vs. Clemson*	W, 23-20
1/1/10	vs. Northwestern^	W, 38-35
9/18/10	CLEMSON	W, 27-24
9/15/12	ULM	W, 31-28

All games 1 OT unless noted
Home Games All Caps
* Chick-fil-A Bowl
^ Outback Bowl

Auburn OT Records:
First OT Game in SEC History: Auburn vs. Georgia, 1996
Most OT Periods: 4, vs. Georgia, 1996
Most OT Points Scored: 21 vs. Georgia, 1996
Most Rushing Yards: 40, Carnell Williams vs. Syracuse, 2002
Most Passing Yards: 45, Dameyune Craig vs. Georgia, 1996
Most Receiving Yards: 23, Karsten Bailey vs. Georgia, 1996

For his efforts, Therezie was selected as SEC Defensive Player of the Week and the Jim Thorpe Award national defensive back of the week.

More Against Washington State...

- Auburn recorded its first three-interceptions game since September 24, 2011, vs. Florida Atlantic. It was also Auburn's first 3-INT game vs. a BCS-conference opponent since having five picks vs. Northwestern in the 2010 Outback Bowl.
- Auburn's 297 rushing yards were the most vs. a BCS conference opponent since Auburn rushed for 315 vs. Georgia in 2010.
- Tre Mason's 141 kickoff return yards vs. Washington State were the most by an Auburn player since Mason recorded 172 kickoff return yards vs. Mississippi State on Sept. 10, 2011.

• Ryan White's two-point conversion run was the first Auburn two-point offensive conversion since 2006 versus Alabama; that two-point PAT was a pass from Carl Stewart to Lee Guess.

• Tre Mason's 220 all-purpose yards (73 rushing, 6 receiving and 141 kickoff returns) were the most by an Auburn player since Darwin Adams had 227 all-purpose yards (217 receiving and 10 punt return) vs. South Carolina in the 2010 SEC Championship Game.

• Auburn was one of only 10 teams nationally not to have at least one senior on its starting offensive line for the opening game. Auburn started juniors Reese Dismukes and Chad Slade, sophomores Patrick Miller and Greg Robinson and redshirt freshman Alex Kozan.

In Season Openers

Auburn is now 93-26-2 all-time in season opening games. The Tigers have won seven of their last eight openers.

Auburn is 35-6 all-time in season openers at Jordan-Hare Stadium. The Tigers have won their last seven home openers.

Opening Ws Third In SEC

Auburn's total of 93 season-opening victories is just two behind Alabama (95) for the most among the Southeastern Conference schools. The Tigers are one win behind Arkansas (94) and are followed by Georgia with 90 wins in season openers.

Tre Mason On The Carry

Junior Tre Mason continues to make his mark on the Auburn record book. With 1,236 career rushing yards, he ranks 34th on the Auburn all-time list after his 73-yard rushing performance against Washington State, scoring a rushing and a return touchdown.

His kickoff return touchdown of 100 yards against WSU was the second KOR score of his career; his first was a 97-yard return against Utah State in the 2011 season opener. The Tigers have returned 20 kickoffs for touchdowns in program history. Auburn's last kickoff return for a touchdown was a 100-yard return by Onterio McCalebb at Mississippi State last season.

Mason passed the 2,000-yard mark in all-purpose yardage against Washington State, and has 2,095 all-purpose yards in his career. Mason now has 11 career touchdowns at Auburn.

On the final carry of 2012, Mason passed the 1,000-yard rushing mark, finishing with 1,002 yards on 171 carries (the fewest number of carries to 1,000 yards by any SEC rusher last season). He was the first non-quarterback to lead Auburn in total offense for a season since Bo Jackson in 1985.

Mason's 181-yard rushing total against Alabama A&M last season gave him his third 100-yard game. He also had 100-yard efforts with a then-career-high 152 against New Mexico State and 106 yards against Clemson. Mason's 86-yard touchdown run in the first quarter against Alabama A&M was the fourth longest rushing play in Auburn history and the seventh longest play from scrimmage ever.

Mason led Auburn in rushing for the 2012 season season with 1,002 yards on 171 carries, a 5.9-yard per-carry average. Scoring twice against AAMU, his eight touchdowns were also most on the squad; he scored seven of those in the last seven games.

Kickoff Return String

Auburn ranks third in the nation among teams with the longest active streak of kickoff returns for a touchdown in consecutive seasons. The Tigers have had at least one kickoff return for a score in each of the past six seasons, including Tre Mason's 100-yard return against Washington State.

SEC Champions:
1957, 1983, 1987, 1988, 1989, 2004, 2010
SEC West Champions:
1997, 2000, 2001, 2002, 2004, 2005, 2010

2013 AUBURN FOOTBALL GAME NOTES



Schools with the most consecutive seasons with a kickoff return for a score:

Kansas State	8
Louisiana Tech	7
UCF	6
Auburn	5
Northern Illinois	4
Florida	4
Arizona State	4
Toledo	4
Idaho	4

Auburn's KOR touchdowns during that string have come from: Onterio McCalebb (100 vs. Mississippi State, 2012 and 83 vs. Alabama, 2011); Tre Mason (97 vs. Utah State in 2011 and 100 vs. Washington State, 2013); Demond Washington (95 vs. Ole Miss, 2010 and 99 vs. Georgia, 2009); and Tristan Davis (97 vs. Arkansas and 95 vs. UT-Martin, 2008).

Grant On The Ground

With 146 yards rushing on nine carries against Washington State, Corey Grant posted his first 100-yard game, the 59th Auburn rusher ever to do so. Grant's 75-yard touchdown run in the second quarter was his first Auburn score and the 24th-longest touchdown run in Auburn history.

First-Time Tigers

In the season opener against Washington State, 12 Auburn players saw their first action in a Tiger uniform: Montravius Adams, Cameron Artis-Payne, Ben Bradley, Elijah Daniel, Marcus Davis, Johnathan Ford, Brandon King, Alex Kozan, Carl Lawson, Robert Leff, Nick Marshall and JaViere Mitchell. Five of those are true freshmen and three are redshirt freshmen.

On Scholarship

Formerly walk-ons, senior running back Chandler Shakespeare, senior safety Blake Poole and junior receiver Dimitri Reese were put on scholarship for the Fall Semester; classes began August 21.

Home Start

Auburn opens the season with three straight home contests for the 12th time in program history. Other seasons: 2009, 2007, 2005, 1999, 1995, 1993, 1988, 1986, 1982, 1980 and 1920.

SEC Numbers

In SEC action all-time, Auburn holds a 291-230-18 overall record. In SEC games played in Auburn, the Tigers are 118-52-6 all-time. In all SEC games played away from Auburn, the Tigers are 173-179-12 overall.

No Return Policy

Senior punter Steven Clark, a 2011 Ray Guy Award finalist and 2012 semifinalist, continues to excel. He averaged 41.6 yards per punt on five kicks against Washington State, with three punts inside the 20 and none returned.

Only five of his 70 punts last season were returned. Clark averaged 39.8 yards per punt in 2012, placing 15 kicks inside the 20. His season long was 54 yards against LSU; he had six punts last year of 50 yards or more.

For his career, Clark has a 39.9 average on 153 career punts, with 51 punts landing inside the 20 and 20 kicks of 50 yards or longer.

Only 11 percent of his career punts (17-153) have been returned, for an average of just 4.9 yards per return.

For Starters

Auburn has a total of 37 players with at least one career start for the Tigers. Tops on that list is Nosa Eguae with 31 career starts, eighth best among current SEC players.

Five players made their first start for Auburn Saturday against Washington State: QB Nick Marshall, OG Alex Kozan, DE Craig Sanders, DE LaDarius Owens and Star Robenson Therezie.

Among 2013 SEC programs, Auburn had the most returning career starts (365) on its roster, seventh most nationally entering the season.

When Scoring 20+ Points

Since 2001, Auburn is 102-14 (.879) when scoring 20 or more points in a game. Dating back to the start of the 1993 season, Auburn is 145-21-1 (.871) when scoring 20 or more points in a game.

Parkey For Three

Cody Parkey kicked a career-long 47-yard field goal against Washington State, one of three field goals he made in that 31-24 win. he has made 13 straight field goals from 45 yards and in, dating back through the 2011 Chick-fil-A Bowl.

With two point-after kicks as well against the Cougars, Parkey extended his SEC-leading string of consecutive PATs to 53; that total ranks him tenth nationally.

Parkey ranks fourth in Auburn career field goal percentage at .750 (27-36), just behind Scott Etheridge (.791/1992-93), Matt Hawkins (.788/1994-95) and Win Lyle (.763/1987-89).

TIGERS IN THE NFL

(As of Sept. 4, 2013)

Active Players

Name	Pos.	Team
Daren Bates	LB	St. Louis Rams
Rob Bironas	K	Tennessee Titans
Ronnie Brown	RB	San Diego Chargers
Josh Byner	LB	Baltimore Ravens
Jason Campbell	QB	Cleveland Browns
Karlos Dansby	LB	Arizona Cardinals
King Dunlap	OL	San Diego Chargers
Nick Fairley	DT	Detroit Lions
Quentin Groves	LB	Cleveland Browns
Ben Grubbs	OL	New Orleans Saints
Josh Harris	DS	Atlanta Falcons
Will Herring	LB	New Orleans Saints
Corey Lemonier	LB	San Francisco 49ers
Sen'Derrick Marks	DT	Jacksonville Jaguars
Brandon Mosley	OL	New York Giants
Cam Newton	QB	Carolina Panthers
Jerraud Powers	DB	Arizona Cardinals
Carlos Rogers	DB	San Francisco 49ers
Pat Sims	DT	Oakland Raiders
Ben Tate	RB	Houston Texans

IR/PUP

Tyronne Green	OL	New England Patriots
Jay Ratliff	DE	Dallas Cowboys

Practice Squad

Emory Blake	WR	St. Louis Rams
Onterio McCalebb	DB	Cincinnati Bengals

Notables

- As of September 1, Auburn has 24 players on NFL rosters, representing 17 different NFL teams.

- Auburn has had 27 players taken in the first round & four No. 1 overall draft picks: Cam Newton (Carolina, '11), Aundray Bruce (Atlanta, '88), Bo Jackson (Tampa, '86) & Tucker Frederickson (NY Giants, '65).

- At least one former Tiger has been selected to 14 of the last 15 Pro Bowls.

- Auburn has had at least one former player in eight of the last nine Super Bowls.



CAREER PARTICIPATION/STARTS

No.	Name	Pos.	GP/GS
1	Montravius Adams	DL	1/0
44	Cameron Artis-Payne	RB	1/0
98	Angelo Blackson	DL	26/11
50	Ben Bradley	DL	1/0
4	Quan Bray	WR	26/4
92	Kenneth Carter	DE	34/12
30	Steven Clark	P	31/-
18	Sammie Coates	WR	13/2
97	Elijah Daniel	DL	1/0
11	Chris Davis	CB	35/18
80	Marcus Davis	WR	1/0
52	Justin DeLaine	DE	2/0
89	Jaylon Denson	WR	26/3
50	Reese Dismukes	C	24/24
94	Nosa Eguae	DE	40/31
65	Tunde Fariyike	OL	25/2
31	Trent Fisher	DB	21/2
30	Dee Ford	DE	40/8
23	Johnathan Ford	DB	1/0
25	Kiehl Frazier	QB	21/5
17	Kris Frost	LB	11/0
11	Brandon Fulse	TE	26/9
26	Justin Garrett	DB	15/1
20	Corey Grant	RB	8/0
45	Kemiya Harrell	DL	3/0
48	Forrest Hill	DS	13/-
5	Jake Holland	LB	32/17
15	Joshua Holshey	DB	13/7
29	Brandon King	DB	1/0
63	Alex Kozan	OL	1/1
3	Jonathan Jones	DB	12/3
55	Carl Lawson	DE	1/0
70	Robert Leff	OL	1/0
59	Jake Lembke	DS	12/-
5	Ricardo Louis	WR	13/0
14	Nick Marshall	QB	1/1
21	Tre Mason	RB	25/8
8	Cassanova McKinzy	LB	8/3
51	Patrick Miller	OL	13/10
6	Jonathon Mincy	DB	26/16
16	JaViere Mitchell	LB	1/0
93	JaBrian Niles	DT	4/0
10	LaDarius Owens	DE	19/1
36	Cody Parkey	K	33/-
35	Jay Prosch	FB	13/8
82	Melvin Ray	WR	12/0
1	Trovon Reed	WR	24/2
73	Greg Robinson	OL	13/12
13	Craig Sanders	DE	38/1
62	Chad Slade	OL	26/23
24	Ryan Smith	DB	32/3
43	Anthony Swain	LB	11/0
27	Robenson Therezie	RB	25/1
81	C.J. Uzomah	TE	25/3
12	Jonathan Wallace	QB	10/4
99	Brian Walsh	DL	1/0
54	Jeffrey Whitaker	DT	36/19
19	Ryan White	DB	31/5
9	Jermaine Whitehead	DB	26/14
78	Colton Wingard	OL	1/0
90	Gabe Wright	DL	25/10
56	Avery Young	OT	4/3
49	Patrick Young	TE	1/0

During his career, 78 of Parkey's 156 kickoffs have gone for touchbacks (50.0%), including 76 of 121 since the beginning of his sophomore season (62.8%).

Last season, Parkey converted on nine straight three-pointers dating back through the 2011 season, before missing on a 49-yarder vs. Arkansas. That tied the third best string of consecutive field goals at Auburn since 1981.

Parkey was 11-14 on field goals last year, and 27-27 last season on PAT kicks. He made four field goals versus Clemson (37-46-27-36 yards), tying a Chick-fil-A Kickoff Classic record and earning him Lou Groza Award star of the week honors. Parkey's game-winner against ULM earned him SEC Special Teams Player of the Week honors.

Winningest Programs

Entering the 2013 campaign, Auburn ranked among the 15 winningest BCS college football programs in all-time wins; the Tigers have 715 total victories. Teams that have 700+ all-time wins: Michigan, Texas, Nebraska, Notre Dame, Penn State, Ohio State, Oklahoma, Alabama, Tennessee, Southern Cal, Georgia, LSU, Auburn and West Virginia.

More Tiger Stripes...

- Auburn (75) and Miami (Fla.) (73) are the only two teams to have played more than 70 games on ESPN all-time, entering the 2013 season.
- Auburn and Nebraska are the only two BCS teams to have three undefeated seasons since 1993.
- Auburn and Florida are the only two SEC teams undefeated against non-BCS teams since 1992.
- Auburn is currently tied for the longest bowl winning streak with five consecutive bowl victories.
- Auburn, Tennessee, and Florida are the only SEC teams that have never gone six consecutive seasons without playing in the SEC Championship Game.

Lindy's All-Newcomer Team

Five Auburn players have been named to Lindy's preseason All-Newcomer football team, the most of any school nationally. Offensive guard Alex Kozan, running back Cameron Artis-Payne, defensive tackle Montravius Adams and defensive end Carl Lawson are on

the first team, while quarterback Nick Marshall is on the second team.

Eguae Good Works Team Nominee

Senior Nosa Eguae is one of 150 nominees for the 2013 Allstate AFCA Good Works Team, the most ever in the award's 22-year history. The award recognizes a select group of college football players who have made a commitment to enriching the lives of others while contributing to the greater good of their communities.

Eguae is involved in a number of outreach initiatives, led by his work as a volunteer with the Pine Hills Literacy Project.

Since 1992, the Allstate AFCA Good Works Team® has honored college football players at all levels of the sport for their selfless acts of giving back to the community and off-the-field achievements. Auburn tight end Philip Lutzenkirchen was a member of the 2012 Allstate AFCA Good Works Team.

Jordan-Hare Stadium

Jordan-Hare Stadium, the 11th largest on-campus stadium in college football, seats 87,451.

The stadium was dedicated Nov. 30, 1939, with 7,500 seats. Ten years later, 14,000 seats were added, and the stadium was named Cliff Hare Stadium (after a member of Auburn's first football team and eventual professor and dean of the School of Chemistry), although only 12 home games were played there over that 10-year span. Additional seats were added in 1955, 1960 and 1970. The West upper deck was completed in 1980; the East upper deck and suites were finished for the 1987 season. The most recent addition to the stadium was the construction of a LED board in 2007; Auburn was the first SEC school to install a high-definition video board display.

The facility was renamed Jordan-Hare Stadium in 1973, recognizing Hall of Fame coach Ralph "Shug" Jordan. The turf at Jordan-Hare Stadium was officially named after Pat Dye, Auburn's Hall of Fame coach and athletics director, prior to the 2005 Iron Bowl.

On game days, Auburn's Pat Dye Field at Jordan-Hare Stadium becomes the sixth-largest city in the state of Alabama; Auburn has averaged 80,000+ fans per game for the last 19 seasons. Since Jordan-Hare Stadium expanded to its current capacity prior to the 2004 season, the Tigers have tallied 28 sold-out games.

SEC Champions:
1957, 1983, 1987, 1988, 2004, 2010
SEC West Champions:
1997, 2000, 2001, 2002, 2004, 2005, 2010

2013 AUBURN FOOTBALL GAME NOTES



The Tigers have won 77.9 percent of their games in Jordan-Hare Stadium since its inception in 1939 and hold an overall record of 289-74-7 there.

The 2013 A-Day spring game at Jordan-Hare Stadium set an Auburn record with 83,401 fans in attendance. It was the largest spring game attendance in America for 2013.

2014 Auburn Schedule

The 2014 Auburn football schedule will feature seven home games and five road games, featuring SEC home contests against Arkansas, LSU, South Carolina and Texas A&M. Auburn's non-conference home games are against San Jose State, Louisiana Tech and Samford.

Auburn will open the 2014 season at Jordan-Hare Stadium against Arkansas on Aug. 30, the Tigers' first SEC season opener since a 46-13 win over Ole Miss in 1995. The dates for the A-Day and Homecoming in 2014 will be announced at a later date.

2014 Auburn Football Schedule

Aug. 30 ARKANSAS
Sept. 6 SAN JOSE STATE
Sept. 20 at Kansas State
Sept. 27 LOUISIANA TECH
Oct. 4 LSU
Oct. 11 at Mississippi State
Oct. 25 SOUTH CAROLINA
Nov. 1 at Ole Miss
Nov. 8 TEXAS A&M
Nov. 15 at Georgia
Nov. 22 SAMFORD
Nov. 29 at Alabama

2015 Chick-fil-A Kickoff

The Auburn University Tigers will meet the University of Louisville Cardinals in the Chick-fil-A Kickoff Game to open the 2015 college football season. The game is scheduled for Saturday, September 5, 2015.

Auburn is back for its second Chick-fil-A Kickoff Game appearance after facing Clemson in 2012. Auburn and Louisville have met only

one other time on the gridiron dating back to 1974. The Tigers defeated the Cardinals 16-3 at Legion Field in Birmingham.

In the game, Auburn and Louisville will battle for The Old Leather Helmet Trophy, one of college football's newest rivalry-style icons.

Where They Go Next

Auburn opens Southeastern Conference play for 2013 hosting the Mississippi State Bulldogs Saturday, September 14, at Jordan-Hare Stadium. That contest will be televised on the ESPN networks and will kickoff at 6:00 p.m.

Arkansas State hosts the Troy Trojans in a 6:30 p.m. game on Thursday, September 12. That Sun Belt showdown will be televised by ESPNU.

QUARTERBACK STARTING DEBUTS

Year	Quarterback	Class	First Game	Result	Rushing	Passing	Career Record			Pct.
							W	L	T	
1969	Pat Sullivan	So.	*WAKE FOREST	W 57- 0	4-52, 2td	9-7-0, 98, 2td	26	7	0	.788
1972	Randy Walls	So.	*Mississippi State	W 14- 3	14-54, 0td	9-4-0, 38, 0td	9	3	0	.750
1972	Wade Whatley	So.	Colorado	W 24- 3	13- 20, 1td	6-3-0, 42, 0td	4	2	0	.667
1973	Chris Vacarella	Fr.	HOUSTON	W 7- 0	18-44, 1td	4-1-0, 10, 0td	2	1	0	.667
1974	Phil Gargis	So.	*Louisville	W 16- 3	11-100, 2td	10-4-2, 42, 0td	18	15	1	.544
1977	Joe Crane	Sr.	*ARIZONA	W 21-10	7-0, 0td	12-4-0, 69, 0td	3	4	0	.429
1977	Charlie Trotman	So.	FLORIDA	W 29-14	8-4, 0td	14-9-0, 177, 1td	17	8	1	.673
1980	Joe Sullivan	So.	at TCU	W 10- 7	9-17, 0td	7-5-0, 52, 1td	7	8	0	.467
1980	Charles Thomas	Jr.	TENNESSEE	L 0- 42	14-5, 0td	9-6-0, 46, 0td	3	4	0	.429
1981	Ken Hobby	Fr.	FLORIDA	W 14-12	20-50, 0td	5-2-1, 30, 0td	1	1	0	.500
1982	Randy Campbell	Jr.	*WAKE FOREST	W 28-10	5-27, 0td	18-9-0, 95, 0td	20	4	0	.833
1984	Mike Mann	Sr.	*Miami	L 18-20	2-4, 0td	2-0-0, 0, 0td	2	2	0	.500
1984	Pat Washington	Jr.	Texas	L 27- 35	0-0, 0td	27-15-1, 226, 0td	14	5	0	.737
1985	Jeff Burger	So.	*SW LOUISIANA	W 49- 7	2-3, 0td	2- 1-0, 31, 0td	18	4	2	.760
1987	Reggie Slack	So.	Mississippi State	W 38- 7	3-(-5),0td	17-11-0, 185, 3td	22	4	0	.846
1990	Stan White	RFr.	*CAL ST.-FULLERTON	W 38-17	2-(-9),0td	35-21-0, 324, 4td	29	14	2	.667
1994	Patrick Nix	Jr.	*Ole Miss	W 22-17	8-11, 1td	20-7-2, 83, 1td	17	5	1	.761
1996	Dameyune Craig	Jr.	*UAB	W 29- 0	12-6, 0td	32-18-2, 183, 0td	18	7	0	.720
1998	Ben Leard	So.	*VIRGINIA	L 0- 19	4-(-7),0td	25-11-1, 146, 0td	13	11	0	.542
1998	Gabe Gross	Fr.	Mississippi State	L 21- 38	12-7, 0td	15-4-2, 58, 1td	3	4	0	.429
1999	Jeff Klein	RFr.	Tennessee	L 0- 24	3-(-17), 0td	29-15-4, 147, 0td	1	3	0	.250
2001	Jason Campbell	RFr.	*BALL STATE	W 30- 0	5-17, 1td	28-16-0, 214, 1td	31	9	0	.775
2001	Daniel Cobb	Sr.	LOUISIANA TECH	W 48-41	1-3, 0td	48-28-4, 381, 5td	6	5	0	.546
2005	Brandon Cox	So.	*GEORGIA TECH	L 14- 23	4-(-35),0td	44-22-4, 342, 2td	27	9	0	.750
2005	Blake Field	RFr.	W. KENTUCKY	W 37- 14	4-3, 0td	22-13-0, 200, 3td	1	0	0	.000
2007	Kodi Burns	Fr.	NEW MEXICO ST.	W 55- 20	7-20, 0td	5-1-0, 58, 1td	3	5	0	.375
2008	Chris Todd	Jr.	SOUTHERN MISS	W 27- 13	2-(-11), 0td	31-21-0, 248, 0td	11	7	0	.611
2010	Cam Newton	Jr.	*ARKANSAS ST.	W 52- 26	15-171, 2td	14-9-0, 186, 3td	14	0	0	1.000
2011	Barrett Trotter	Jr.	*UTAH STATE	W 42- 38	5-(-9), 0td	23-17-0, 261, 3td	5	2	0	.714
2011	Clint Moseley	So.	LSU	L 10- 45	9-(-44), 0td	20-12-1, 145, 0td	3	6	0	.333
2012	Kiehl Frazier	So.	*Clemson	L 17-28	9-(-9),0td	27-11-1, 194, 1td	1	4	0	.200
2012	Jonathan Wallace	Fr.	NEW MEXICO ST.	W 42-7	3-9, 0td	16-9-1, 164, 1td	2	2	0	.500
2013	Nick Marshall	Jr.	*WASHINGTON ST.	W 31-24	9-27, 0td	10-19-0, 99, 0td	1	0	0	1.000

*Season opener

**AUBURN GAMEDAY INFORMATION****Parking and Tailgating**

More than 2,000 new free parking spaces and additional tailgating areas will be available throughout the season. They include:

South Donahue Corridor: Temporary stakes on both sides of Donahue have been moved or eliminated. Stakes on the western side of the street were removed to allow fans to park on the curb. Stakes on the eastern side of Donahue have been pushed farther away from the curb to create space for additional parking. (Available at 4 p.m. on Fridays before home games).

Free South Donahue Lot: A new free lot will be opened on the north end of the South Donahue hayfields adjacent to Lem Morrison Drive. (Available at 8 a.m. Saturday). Additional free parking will also be opened up on Lem Morrison Drive near the university medial clinic, where a construction laydown area has been converted to parking and tailgating space. (Available at 8 a.m. on Saturday).

Weagle Woods: A new free tailgating area will be opened up behind the School of Forestry & Wildlife Sciences building at the corner of South Donahue and Lem Morrison Drive. "Weagle Woods" will be opened for tailgaters at 4 p.m. on Friday.

West Samford Avenue: A small area of green space on West Samford Avenue near the Duncan Drive intersection will be opened up for free parking and tailgating. Permanent barriers along that portion of West Samford have been removed. (Available at 4 p.m. on Friday).

Intramural Fields: Approximately 70 new free tailgating spots will be offered on the perimeter of the Intramural Fields on Biggio Drive. The reserved spots will be offered free of charge. Fans will be able to reserve these spots on a game-by-game basis online beginning Aug. 15 for the Washington State game at aubgameday.com. (Available at 4 p.m. on Friday).

Facilities Division: Additional free parking will be available at the Facilities Division on West Samford Avenue. Fans can "quick park" vehicles there, and Tiger Transit shuttle service will be available to and from the stadium. (Available at 4 p.m. on Friday).

And More...

Seat Upgrades: Fans can now upgrade their seats from the convenience of their smart phones. To sign up in advance for the service,

fans can visit www.auburn.findexp.com the week of the first game.

Ticket Scanners & Seat Selection: Ticket scanners will be used in Jordan-Hare Stadium for the first time this season. The scanning technology gives fans the ability to print tickets at home or transfer tickets to other Auburn fans. The Auburn Ticket Office encourages fans to arrive early at the gates for the season opener as the scanners are used for the first time.

Concessions improvements: A new Domino's Pizza kitchen has been built in Jordan-Hare. Fresh pizza cooked on site will be served at every permanent concessions stand in the stadium. Other concessions improvements include the addition of Momma Goldberg's at five locations in the stadium, a new all-beef hotdog served on a split-top bun, new healthy options including chef salads and wraps, digital menu boards, family pack combo options offering discounts and a 100 percent guarantee on all food items served in the stadium.

Fan Fest: Coca-Cola Tiger Fan Fest is Auburn's free-of-charge pre-game interactive fan entertainment area located in front of the Nichols Center on Donahue Drive. Every home game, fans have the opportunity to check out sponsor displays, products and giveaways for just stopping by. Whether you're dropping by to let the kids play on the inflatable games, or listen to the live DJ, Tiger Fan Fest is a great way to add some fun to your Game Day.

Red Diamond Tailgate Show: Get a close up view of your favorite Auburn personalities with the Tiger Tailgate Show, presented by Red Diamond, located in the parking lot at Plainsman Park. Hosted by Paul Ellen, the Tiger Tailgate Show begins two hours prior to kickoff of every Auburn game and features Rod Bramblett, Stan White, and Quentin Riggins, along with special guests and former Auburn student-athletes. The Tiger Tailgate Show can be heard on the Auburn Football radio affiliate in your area.

Verizon Autograph Tent: Meet former football legends each Saturday at the Verizon Autograph Tent located in the Plainsman Park parking lot. The guest list changes every week so please visit www.AUBGAMEDAY.com for an up-to-date information.

2013 Preseason Honors**Steven Clark**

Ray Guy Award watch list
Senior Bowl watch list
All-SEC 2nd tm/SEC coaches
All-SEC 2nd tm/Athlon
All-SEC 3rd tm/SEC media

Chris Davis

Senior Bowl watch list
All-SEC 3rd tm/SEC media

Reese Dismukes

Rimington Trophy watch list
All-SEC 2nd tm/SEC coaches
All-SEC 2nd tm/SEC media
All-SEC 4th tm/Phil Steele

Nosa Eguae

AFCA Good Works nominee
Senior Bowl watch list

Dee Ford

Senior Bowl watch list
Bednarik Award watch list
All-SEC 2nd tm/SEC media
All-SEC 3rd tm/SEC coaches
All-SEC 4th tm/Athlon
Gil Brandt Top 100

Tre Mason

Doak Walker Award watch list
All-SEC 2nd tm/SEC coaches
All-SEC 2nd tm/SEC media
All-SEC 2nd tm/Phil Steele
All-SEC 3rd tm/Athlon

Cody Parkey

Lou Groza Award watch list
All-SEC 2nd tm/SEC coaches
All-SEC 2nd tm/SEC media
All-SEC 2nd tm/Phil Steele
All-SEC 2nd tm/Athlon

Jay Prosch

Senior Bowl watch list

C.J. Uzomah

John Mackey Award watch list
All-SEC 3rd tm/SEC coaches
All-SEC 3rd tm/Phil Steele

Jeffrey Whitaker

Senior Bowl watch list

SEC Champions:
1957, 1983, 1987, 1988, 1989, 2004, 2010
SEC West Champions:
1997, 2000, 2001, 2002, 2004, 2005, 2010

2013 AUBURN FOOTBALL GAME NOTES



2013 AUBURN FOOTBALL NUMERICAL ROSTER

No.	Name	Pos.	Ht.	Wt.	Yr.	Hometown	No.	Name	Pos.	Ht.	Wt.	Yr.	Hometown
1	Trovon Reed	WR	6-0	190	Jr.	Thibodaux, LA	42	Chandler Shakespeare	RB	5-10	203	Sr.	Oxford, AL
1	Montravius Adams	DT	6-4	305	Fr.	Vienna, GA	43	Anthony Swain	LB	6-2	239	So.	Gadsden, AL
3	Jonathan Jones	DB	5-10	180	So.	Carrollton, GA	44	Cameron Artis-Payne	RB	5-11	210	Jr.	Harrisburg, PA
3	Dominic Walker	WR	6-1	211	Fr.	Orlando, FL	45	Keymiya Harrell	DE	6-4	247	So.	Selma, AL
4	Quan Bray	WR	5-10	186	Jr.	LaGrange, GA	45	Andrew Williams	RB	5-9	200	Jr.	Sunflower, AL
5	Jake Holland	LB	6-1	240	Sr.	Pelham, AL	47	Cameron Toney	LB	6-1	236	Fr.	Huntsville, AL
5	Ricardo Louis	WR	6-2	215	So.	Miami, FL	47	Spencer Smith	TE	6-6	240	RFr.	Birmingham, AL
6	Jonathon Mincy	DB	5-10	200	Jr.	East Atlanta, GA	48	Forrest Hill	DS	6-1	247	Jr.	Jonesboro, GA
6	Jeremy Johnson	QB	6-5	219	Fr.	Montgomery, AL	49	Patrick Young	FB	6-2	228	So.	Trussville, AL
8	Cassanova McKinzy	LB	6-3	246	So.	Birmingham, AL	50	Reese Dismukes	C	6-3	297	Jr.	Spanish Fort, AL
8	Tony Stevens	WR	6-4	190	Fr.	Orlando, FL	50	Ben Bradley	DT	6-1	295	Jr.	Norcross, GA
9	Jermaine Whitehead	DB	5-11	201	Jr.	Greenwood, MS	51	Patrick Miller	OL	6-7	283	So.	Palm Beach, FL
10	LaDarius Owens	DE	6-2	250	Jr.	Bessemer, AL	52	Justin DeLaine	DE	6-5	240	Jr.	Linden, AL
11	Chris Davis	CB	5-11	200	Sr.	Birmingham, AL	53	Devonte Danzey	OL	6-4	282	So.	Tampa, FL
11	Brandon Fulse	TE	6-4	263	Jr.	Fort Meade, FL	54	Jeffrey Whitaker	DT	6-4	310	Sr.	Warner Robins, GA
12	Jonathan Wallace	QB	6-2	206	So.	Phenix City, AL	55	Carl Lawson	DE	6-2	258	Fr.	Alpharetta, GA
13	Craig Sanders	DE	6-4	245	Sr.	Clio, AL	56	Avery Young	OT	6-6	304	RFr.	Palm Bch Gardens, FL
14	Nick Marshall	QB	6-1	210	Jr.	Pineview, GA	57	Grant Smith	LB	6-0	233	Fr.	Alpharetta, GA
15	Joshua Holsey	DB	5-11	197	So.	Fairburn, GA	58	Luke Ebbesmeyer	DB	6-6	206	Fr.	Orlando, FL
16	JaViere Mitchell	LB	6-2	205	RFr.	Leeds, AL	59	Jake Lembke	DS	6-2	240	Sr.	New Lenox, IL
16	Tucker Tuberville	QB	6-0	185	RFr.	Auburn, AL	60	Jackson Thomas	DL	6-1	246	RFr.	Birmingham, AL
17	Kris Frost	LB	6-2	238	So.	Matthews, NC	61	Michael Sulka	DS	6-3	241	RFr.	Bluffton, SC
17	Ben Durand	QB	6-3	200	So.	Tyngsborough, MA	62	Chad Slade	OL	6-5	313	Jr.	Moody, AL
18	Sammie Coates	WR	6-2	201	So.	Leroy, AL	63	Alex Kozan	OL	6-4	297	RFr.	Castle Rock, CO
19	Ryan White	DB	5-11	196	Sr.	Tallahassee, FL	64	Duncan McKinney	K	5-11	181	So.	Florence, AL
20	Corey Grant	RB	5-11	205	Jr.	Opelika, AL	65	Tunde Fariyike	OL	6-2	305	Jr.	Thomaston, GA
20	Mack VanGorder	DB	6-1	195	So.	Gainesville, GA	66	Kevin Austin	OL	6-1	272	Fr.	Roswell, GA
21	Tre Mason	RB	5-10	205	Jr.	Palm Beach, FL	67	Chase Robison	DE	6-4	237	RFr.	Memphis, TN
21	Mackenro Alexander	DB	5-11	192	Fr.	Immokalee, FL	68	Kyle Bolstad	OL	6-4	262	RFr.	Brentwood, TN
22	Khari Harding	DB	6-0	223	Fr.	Edmond, OK	70	Robert Leff	OL	6-6	284	RFr.	Fairhope, AL
23	Johnathan Ford	RB	6-0	186	Fr.	Big Cove, AL	72	Shon Coleman	OL	6-6	299	RFr.	Memphis, TN
24	Ryan Smith	DB	6-2	194	Sr.	Cordova, AL	73	Greg Robinson	OL	6-5	320	So.	Thibodaux, LA
25	Kiehl Frazier	DB	6-2	224	Jr.	Springdale, AR	74	Will Adams	OL	6-7	297	RFr.	Tyrone, GA
25	Peyton Barber	RB	5-11	217	Fr.	Alpharetta, GA	75	Deon Mix	OL	6-4	310	Fr.	Batesville, MS
26	Justin Garrett	DB	6-1	218	Jr.	Tucker, GA	76	Jordan Diamond	OT	6-6	315	RFr.	Chicago, IL
27	Robenson Therezie	DB	5-9	204	Jr.	Miami, FL	77	Shane Callahan	OL	6-6	275	RFr.	Parker, CO
28	T.J. Davis	DB	6-1	191	RFr.	Tallahassee, FL	78	Colton Wingard	OL	6-2	295	So.	Alabaster, AL
28	Jimmy Hutchinson	P	6-2	190	Fr.	Marietta, GA	79	Eric Averett	OL	6-3	254	RFr.	Enterprise, AL
29	Brandon King	DB	6-1	212	Jr.	Alabaster, AL	80	Marcus Davis	WR	5-9	176	Fr.	Delray Beach, FL
29	Tyler Stovall	P	6-1	205	Fr.	Hokes Bluff, AL	81	C.J. Uzomah	TE	6-4	258	Jr.	Suwanee, GA
30	Steven Clark	P	6-5	230	Sr.	Kansas City, MO	82	Melvin Ray	WR	6-3	213	So.	Tallahassee, FL
30	Dee Ford	DE	6-2	240	Sr.	Odenville, AL	83	Michael Clifton	TE	6-3	251	RFr.	Evans, GA
31	Trent Fisher	DB	6-1	200	Jr.	Nashville, TN	84	Cade Hoffman	WR	5-11	191	Fr.	Hoover, AL
31	Mark White	WR	5-10	180	RFr.	Pike Road, AL	85	Wirth Campbell	TE	6-3	208	So.	Nashville, TN
32	Blake Poole	DB	5-11	192	Sr.	Buchanan, GA	86	Dimitri Reese	WR	5-11	180	Jr.	Birmingham, AL
32	Wade Norberg	TE	6-6	210	Jr.	South Lake Tahoe, CA	87	Gray King	WR	5-10	162	Fr.	Atlanta, GA
33	Kenny Flowers	LB	6-1	240	So.	Lilburn, GA	89	Jaylon Denson	WR	6-3	219	Jr.	Hoover, AL
33	Austin Powell	WR	6-0	185	Jr.	Birmingham, AL	90	Gabe Wright	DL	6-3	296	Jr.	Columbus, GA
35	Jay Prosch	FB	6-0	258	Sr.	Mobile, AL	91	Tyler Nero	DL	6-2	271	RFr.	Atmore, AL
36	Cody Parkey	K	6-0	190	Sr.	Jupiter, FL	92	Kenneth Carter	DE	6-4	280	Sr.	Greenville, AL
37	Kamryn Melton	DB	5-10	173	Fr.	Dothan, AL	93	JaBrian Niles	DL	6-2	293	So.	Mobile, AL
38	Daniel Carlson	K	6-4	205	Fr.	Colorado Springs, CO	94	Nosa Eguae	DE	6-3	269	Sr.	Mansfield, TX
38	Adam Dyas	DB	5-9	212	Jr.	Mobile, AL	95	Reid Brooks	DE	6-2	230	RFr.	Dothan, AL
39	B.J. Trimble	WR	5-10	161	So.	Fayetteville, GA	96	Aaron Garrison	OL	6-2	251	Fr.	Ozark, AL
39	Alex Kvikly	K	6-1	189	So.	Marietta, GA	97	Elijah Daniel	DE	6-2	264	Fr.	Avon, IN
40	Gage Batten	FB	6-0	235	RFr.	Palm Bch Gardens, FL	98	Angelo Blackson	DL	6-4	310	Jr.	Bear, DE
41	Patrick Lymon	RB	5-10	194	Jr.	Huntsville, AL	99	Brian Walsh	DL	6-3	311	So.	Winter Springs, FL
42	Gimel President	DE	6-4	248	RFr.	Mt. Pleasant, SC							



2013 AUBURN FOOTBALL GAME NOTES

Perfect Seasons:
1900, 1904, 1913, 1957, 1993, 2004, 2010
National Champions:
1957, 2010

2013 AUBURN FOOTBALL ALPHABETICAL ROSTER

No.	Name	Pos.	Ht.	Wt.	Yr.	Hometown	No.	Name	Pos.	Ht.	Wt.	Yr.	Hometown
1	Montravius Adams	DT	6-4	305	Fr.	Vienna, GA	55	Carl Lawson	DE	6-2	258	Fr.	Alpharetta, GA
74	Will Adams	OL	6-7	297	RFr.	Tyrone, GA	70	Robert Leff	OL	6-6	284	RFr.	Fairhope, AL
21	Mackenro Alexander	DB	5-11	192	Fr.	Immokalee, FL	59	Jake Lembke	DS	6-2	240	Sr.	New Lenox, IL
44	Cameron Artis-Payne	RB	5-11	210	Jr.	Harrisburg, PA	5	Ricardo Louis	WR	6-2	215	So.	Miami, FL
66	Kevin Austin	OL	6-1	272	Fr.	Roswell, GA	41	Patrick Lymon	RB	5-10	194	Jr.	Huntsville, AL
79	Eric Averett	OL	6-3	254	RFr.	Enterprise, AL	14	Nick Marshall	QB	6-1	210	Jr.	Pineview, GA
25	Peyton Barber	RB	5-11	217	Fr.	Alpharetta, GA	21	Tre Mason	RB	5-10	205	Jr.	Palm Beach, FL
40	Gage Batten	FB	6-0	235	RFr.	Palm Beach Gardens, FL	64	Duncan McKinney	K	5-11	181	So.	Florence, AL
98	Angelo Blackson	DL	6-4	310	Jr.	Bear, DE	8	Cassanova McKinzy	LB	6-3	246	So.	Birmingham, AL
68	Kyle Bolstad	OL	6-4	262	RFr.	Brentwood, TN	37	Kamryn Melton	DB	5-10	173	Fr.	Dothan, AL
50	Ben Bradley	DT	6-1	295	Jr.	Norcross, GA	51	Patrick Miller	OL	6-7	283	So.	Palm Beach, FL
4	Quan Bray	WR	5-10	186	Jr.	LaGrange, GA	6	Jonathon Mincy	DB	5-10	200	Jr.	East Atlanta, GA
95	Reid Brooks	DE	6-2	230	RFr.	Dothan, AL	16	JaViere Mitchell	LB	6-2	205	RFr.	Leeds, AL
77	Shane Callahan	OL	6-6	275	RFr.	Parker, CO	75	Deon Mix	OL	6-4	310	Fr.	Batesville, MS
85	Wirth Campbell	TE	6-3	208	So.	Nashville, TN	91	Tyler Nero	DL	6-2	271	RFr.	Atmore, AL
38	Daniel Carlson	K	6-4	205	Fr.	Colorado Springs, CO	93	JaBrien Niles	DL	6-2	293	So.	Mobile, AL
92	Kenneth Carter	DE	6-4	280	Sr.	Greenville, AL	32	Wade Norberg	TE	6-6	210	Jr.	South Lake Tahoe, CA
30	Steven Clark	P	6-5	230	Sr.	Kansas City, MO	10	LaDarius Owens	DE	6-2	250	Jr.	Bessemer, AL
83	Michael Clifton	TE	6-3	251	RFr.	Evans, GA	36	Cody Parkey	K	6-0	190	Sr.	Jupiter, FL
18	Sammie Coates	WR	6-2	201	So.	Leroy, AL	32	Blake Poole	DB	5-11	192	Sr.	Buchanan, GA
72	Shon Coleman	OL	6-6	299	RFr.	Memphis, TN	33	Austin Powell	WR	6-0	185	Jr.	Birmingham, AL
97	Elijah Daniel	DE	6-2	264	Fr.	Avon, IN	42	Gimel President	DE	6-4	248	RFr.	Mt. Pleasant, SC
53	Devonte Danzey	OL	6-4	282	So.	Tampa, FL	35	Jay Prosch	FB	6-0	258	Sr.	Mobile, AL
11	Chris Davis	CB	5-11	200	Sr.	Birmingham, AL	82	Melvin Ray	WR	6-3	213	So.	Tallahassee, FL
80	Marcus Davis	WR	5-9	176	Fr.	Delray Beach, FL	1	Trovon Reed	WR	6-0	190	Jr.	Thibodaux, LA
28	T.J. Davis	DB	6-1	191	RFr.	Tallahassee, FL	86	Dimitri Reese	WR	5-11	180	Jr.	Birmingham, AL
52	Justin DeLaine	DE	6-5	240	Jr.	Linden, AL	73	Greg Robinson	OL	6-5	320	So.	Thibodaux, LA
89	Jaylon Denson	WR	6-3	219	Jr.	Hoover, AL	67	Chase Robison	DE	6-4	237	RFr.	Memphis, TN
76	Jordan Diamond	OT	6-6	315	RFr.	Chicago, IL	13	Craig Sanders	DE	6-4	245	Sr.	Clio, AL
50	Reese Dismukes	C	6-3	297	Jr.	Spanish Fort, AL	42	Chandler Shakespeare	RB	5-10	203	Sr.	Oxford, AL
17	Ben Durand	QB	6-3	200	So.	Tyngsborough, MA	62	Chad Slade	OL	6-5	313	Jr.	Moody, AL
38	Adam Dyas	DB	5-9	212	Jr.	Mobile, AL	57	Grant Smith	LB	6-0	233	Fr.	Alpharetta, GA
58	Luke Ebbesmeyer	DB	6-6	206	Fr.	Orlando, FL	24	Ryan Smith	DB	6-2	194	Sr.	Cordova, AL
94	Nosa Eguae	DE	6-3	269	Sr.	Mansfield, TX	47	Spencer Smith	TE	6-6	240	RFr.	Birmingham, AL
65	Tunde Fariyike	OL	6-2	305	Jr.	Thomaston, GA	8	Tony Stevens	WR	6-4	190	Fr.	Orlando, FL
31	Trent Fisher	DB	6-1	200	Jr.	Nashville, TN	29	Tyler Stovall	P	6-1	205	Fr.	Hokes Bluff, AL
33	Kenny Flowers	LB	6-1	240	So.	Lilburn, GA	61	Michael Sulka	DS	6-3	241	RFr.	Bluffton, SC
30	Dee Ford	DE	6-2	240	Sr.	Odenville, AL	43	Anthony Swain	LB	6-2	239	So.	Gadsden, AL
23	Johnathan Ford	RB	6-0	186	Fr.	Big Cove, AL	27	Robenson Therezie	DB	5-9	204	Jr.	Miami, FL
25	Kiehl Frazier	DB	6-2	224	Jr.	Springdale, AR	60	Jackson Thomas	DL	6-1	246	RFr.	Birmingham, AL
17	Kris Frost	LB	6-2	238	So.	Matthews, NC	47	Cameron Toney	LB	6-1	236	Fr.	Huntsville, AL
11	Brandon Fulse	TE	6-4	263	Jr.	Fort Meade, FL	39	B.J. Trimble	WR	5-10	161	So.	Fayetteville, GA
26	Justin Garrett	DB	6-1	218	Jr.	Tucker, GA	16	Tucker Tuberville	QB	6-0	185	RFr.	Auburn, AL
96	Aaron Garrison	OL	6-2	251	Fr.	Ozark, AL	81	C.J. Uzomah	TE	6-4	258	Jr.	Suwanee, GA
20	Corey Grant	RB	5-11	205	Jr.	Opelika, AL	20	Mack VanGorder	DB	6-1	195	So.	Gainesville, GA
22	Khari Harding	DB	6-0	223	Fr.	Edmond, OK	3	Dominic Walker	WR	6-1	211	Fr.	Orlando, FL
45	Keymiya Harrell	DE	6-4	247	So.	Selma, AL	12	Jonathan Wallace	QB	6-2	206	So.	Phenix City, AL
48	Forrest Hill	DS	6-1	247	Jr.	Jonesboro, GA	99	Brian Walsh	DL	6-3	311	So.	Winter Springs, FL
84	Cade Hoffman	WR	5-11	191	Fr.	Hoover, AL	54	Jeffrey Whitaker	DT	6-4	310	Sr.	Warner Robins, GA
5	Jake Holland	LB	6-1	240	Sr.	Pelham, AL	31	Mark White	WR	5-10	180	RFr.	Pike Road, AL
15	Joshua Holsey	DB	5-11	197	So.	Fairburn, GA	19	Ryan White	DB	5-11	196	Sr.	Tallahassee, FL
28	Jimmy Hutchinson	P	6-2	190	Fr.	Marietta, GA	9	Jermaine Whitehead	DB	5-11	201	Jr.	Greenwood, MS
6	Jeremy Johnson	QB	6-5	219	Fr.	Montgomery, AL	45	Andrew Williams	RB	5-9	200	Jr.	Sunflower, AL
3	Jonathan Jones	DB	5-10	180	So.	Carrollton, GA	78	Colton Wingard	OL	6-2	295	So.	Alabaster, AL
29	Brandon King	DB	6-1	212	Jr.	Alabaster, AL	90	Gabe Wright	DL	6-3	296	Jr.	Columbus, GA
87	Gray King	WR	5-10	162	Fr.	Atlanta, AL	56	Avery Young	OT	6-6	304	RFr.	Palm Beach Gardens, FL
63	Alex Kozan	OL	6-4	297	RFr.	Castle Rock, CO	49	Patrick Young	FB	6-2	228	So.	Trussville, AL
39	Alex Kvikly	K	6-1	189	So.	Marietta, GA							



DEPTH CHART

OFFENSE

QB	14 NICK MARSHALL (6-1, 210, Jr.) 12 Jonathan Wallace (6-2, 206, So.) OR 6 Jeremy Johnson (6-5, 219, Fr.)
RB	21 TRE MASON (5-10, 205, Jr.) 44 Cameron Artis-Payne (5-11, 210, Jr.)
HB	35 JAY PROSCH (6-0, 258, Sr.) 40 Gage Batten (6-0, 235, RFr.)
TE	11 BRANDON FULSE (6-4, 263, Jr.) OR 81 C.J. UZOMAH (6-4, 258, Jr.)
WR	18 SAMMIE COATES (6-2, 201, So.) OR 81 C.J. UZOMAH (6-4, 258, Jr.)
WR	89 JAYLON DENSON (6-3, 219, Jr.) 11 Brandon Fulse (6-4, 263, Jr.)
WR	4 QUAN BRAY (5-10, 186, Jr.) 1 Trovon Reed (6-0, 190, Jr.)
WR	5 RICARDO LOUIS (6-2, 215, So.) 80 Marcus Davis (5-9, 176, Fr.)
LT	73 GREG ROBINSON (6-5, 320, So.) 72 Shon Coleman (6-6, 299, RFr.)
LG	63 ALEX KOZAN (6-4, 297, RFr.) 53 Devonte Danzey (6-4, 282, So.)
C	50 REESE DISMUKES (6-3, 297, Jr.) 65 Tunde Fariyike (6-2, 305, Jr.)
RG	62 CHAD SLADE (6-5, 313, Jr.) 76 Jordan Diamond (6-6, 315, RFr.)
RT	51 PATRICK MILLER (6-7, 283, So.) 56 Avery Young (6-6, 304, RFr.)

SPECIAL TEAMS

PK	36 CODY PARKEY (6-0, 190, Sr.) 38 Daniel Carlson (6-4, 205, Fr.)
P	30 STEVEN CLARK (6-5, 230, Sr.) 28 Jimmy Hutchinson (6-2, 190, Fr.)
H	19 RYAN WHITE (5-11, 196, Sr.) 12 Jonathan Wallace (6-2, 206, So.)

DEFENSE

DE	13 CRAIG SANDERS (6-4, 245, Sr.) 94 Nosa Eguae (6-3, 269, Sr.) OR 97 Elijah Daniel (6-2, 264, Fr.)
DT	98 ANGELO BLACKSON (6-4, 310, Jr.) 1 Montravius Adams (6-4, 305, Fr.) OR 93 Ja'Brian Niles (6-2, 293, So.)
DT	54 JEFFREY WHITAKER (6-4, 310, Sr.) OR 90 GABE WRIGHT (6-3, 296, Jr.) 50 Ben Bradley (6-1, 295, Jr.)
DE	10 LADARIUS OWENS (6-2, 250, Jr.) 92 Kenneth Carter (6-4, 280, Sr.) OR 55 Carl Lawson (6-2, 258, Fr.)
MLB	5 JAKE HOLLAND (6-1, 240, Sr.) 17 Kris Frost (6-2, 238, So.)
WLB	8 CASSANOVA MCKINZY (6-3, 246, So.) 43 Anthony Swain (6-2, 239, So.) OR 16 JaViere Mitchell (6-2, 205, RFr.)
Star	26 JUSTIN GARRETT (6-1, 218, Jr.) OR 27 ROBENSON THEREZIE (5-9, 204, Jr.)
CB	6 JONATHON MINCY (5-10, 200, Jr.) 37 Kamryn Melton (5-10, 173, Fr.)
FS	9 JERMAINE WHITEHEAD (5-11, 201, Jr.) 24 Ryan Smith (6-2, 194, Sr.)
BS	15 JOSHUA HOLSEY (5-11, 197, So.) 25 Kiehl Frazier (6-2, 224, Jr.)
CB	11 CHRIS DAVIS (5-11, 200, Sr.) 19 Ryan White (5-11, 196, Sr.)

SPECIAL TEAMS

DS	59 JAKE LEMBKE (6-2, 240, Sr.) 48 FORREST HILL (6-1, 247, Jr.)
KR	21 TRE MASON (5-10, 205, Jr.) and 20 COREY GRANT (5-11, 205, Jr.) 4 Quan Bray (5-10, 186, Jr.) 5 Ricardo Louis (6-2, 215, So.)
PR	11 CHRIS DAVIS (5-11, 200, Sr.) 4 Quan Bray (5-10, 186, Jr.) 1 Trovon Reed (6-0, 190, Jr.)

PRONUNCIATION GUIDE

No.	Name	Pronunciation
21	MACKENRO Alexander	MACK-ken-roe
79	Eric AVERETT	AV-ur-ett
52	Justin DELAINE	de-LANE-nee
50	Reese DISMUKES	dism-yooks
94	NOSA EGUAIE	No-suh E-gway
65	TUNDE FARIYIKE Tune-Day	Fa-ree-kay
25	KIEHL Frazier	Kyle
22	KHARI Harding	CAR-ree
45	KEYMIYA Harrell	Ka-my-ah
63	Alex KOZAN	KOH-zan

No.	Name	Pronunciation
39	Alex KVIKLYS	kuh-vick-lis
59	Jake LEMBKE	lem-key
18	JAVIERE Mitchell	Jahv-vee-air
93	JABRIAN Niles	Ja-Brian
35	Jay PROSCH	prosh
1	TROVON Reed	trah-von
27	Robenson THEREZIE	Tha-ree-zee
16	Tucker TUBERVILLE	TUBB-ur-vil
81	C.J. UZOMAH	You-zah-mah
3	DOMINIC Walker	dom-enn-NEEK

PARTICIPATION STATISTICS

Top Career Games Played (Active)

1.	Dee Ford	40
	Nosa Eguae	40
3.	Craig Sanders	38
4.	Jeffrey Whitaker	36
5.	Chris Davis	35
6.	Kenneth Carter	34
7.	Cody Parkey	33
8.	Jake Holland	32
	Ryan Smith	32
10.	Steven Clark	31
	Ryan White	31
12.	Angelo Blackson	26
	Quan Bray	26
	Jaylon Denson	26
	Brandon Fulse	26
	Jonathon Mincy	26
	Chad Slade	26
	Jermaine Whitehead	26

Top Career Games Started (Active)

1.	Nosa Eguae	31
2.	Reese Dismukes	24
3.	Chad Slade	23
4.	Jeffrey Whitaker	19
5.	Chris Davis	18
6.	Jake Holland	17
7.	Jonathon Mincy	16
8.	Jermaine Whitehead	14
9.	Kenneth Carter	12
	Greg Robinson	12
11.	Angelo Blackson	11
12.	Patrick Miller	10
	Gabe Wright	10



AUBURN - ARKANSAS STATE SERIES RESULTS
(Auburn leads, 2-0)

YEAR	SCORE	SITE	DATE
2006:	AU, 27-0	Auburn	Nov. 4
2010:	AU, 52-26	Auburn	Sept. 4

at Auburn: AU leads, 2-0

GAME-BY-GAME STATISTICS
Last 20 Meetings

Passing		Tot Off		Rank	AU	Rushing				Passing				Tot Off				Rushing									
Date	Site	Result	Attend	WSU	AU	FD	No	Yds	TD	C-	A-	I	Yds	TD	No	Yds	FD	No	Yds	TD	C-	A-	I	Yds	TD	No	Yds
11-4-06	Auburn	W 27-0	78,493	6	---	16	28	148	1	12	22	3	251	2	50	399	14	35	88	0	12	22	1	89	0	57	177
9-4-10	Auburn	W 52-26	83,441	22	---	23	40	367	4	11	16	0	241	3	65	608	22	35	43	2	33	49	0	323	1	84	363



Sept. 4, 2010 • FSN • Jordan-Hare Stadium (83,441) • Auburn, Ala.



ARKANSAS STATE	26
#22 AUBURN	52

LAST MEETING WITH ARKANSAS STATE

Cam Newton accounted for five touchdowns and 357 yards of total offense, rushing for a school-record 171 on 15 carries as a quarterback, as Auburn defeated Arkansas State, 52-26, to open up the 2010 football season. Newton, playing in his first game at Auburn, rushed for three touchdowns and threw for two others as Auburn racked up 608 yards of total offense on the night.

Auburn took a 35-16 lead into the half as Newton rushed for two scores and threw another in the first half alone, taking less than two minutes on each drive and using only 16 total plays. The two biggest gainers were a 48-yard touchdown pass to Quindarius Carr with 5:59 left in the half that put Auburn ahead 28-13 and a 71-yard touchdown run on a draw play to go up 35-16.

Newton also threw for 186 yards on the night, completing nine of 14 passes and tossing a pair of touchdowns to Mario Fannin as well as the one to Carr. Fannin's scores came on a 36-yard pass in the first quarter that gave Auburn a 14-6 lead and a 38-yard pass for Auburn's first score in the second half. Fannin finished the game with four catches for 65 yards.

Auburn trailed 6-0 after Arkansas State scored on a 10-yard pass with 5:18 left in the first quarter but blocked the point after attempt.

SCORING SUMMARY

Auburn.....	14	21	10	7	—	52
Ark. State.....	6	10	7	3	—	26

- ASU - Frampton 10-yard pass from Aplin (Davis kick blocked), 5:18, 1st
- AU - Burns 3-yard run (Byrum kick), 3:27, 1st
- AU - Fannin 36-yard pass from Newton (Byrum kick), 1:00, 1st
- AU - Newton 2-yard run (Byrum kick), 9:43, 2nd
- ASU - Robertson 13-yard run (Davis kick), 6:46, 2nd
- AU - Carr 48-yard pass from Newton (Byrum kick), 5:59, 2nd
- ASU - Davis 26-yard field goal, 3:04, 2nd
- AU - Newton 71-yard run (Byrum kick), 2:19, 2nd
- ASU - Lawson 8-yard run (Davis kick) 13:16, 3rd
- AU - Fannin 38-yard pass from Newton (Byrum kick), 8:07, 3rd
- AU - Byrum 24-yard field goal, 0:00, 3rd
- AU - Dyer 2-yard run (Byrum kick), 9:11, 4th
- ASU - Davis 41-yard field goal, 4:16, 4th

TEAM STATISTICS	AU	AS
First Downs	23	22
Rushes-Yards	49-367	35-43
Passing Yards	241	323
Comp-Att-Int	11-16-0	33-49-0
Total Plays-Yards	65-608	84-366
Punts-Avg.	4-39.2	8-38.6
Fumbles/Lost	2/2	1/0
Penalties-Yards	7-60	5-28
3rd Down Conv.	5-of-10	5-of-18
Time of Possession	25:37	34:23

INDIVIDUAL STATISTICS

RUSHING: (ASU) - Lawson 16-48 (TD), Robertson 7-21 (TD), Aplin 12-15; (AU) - Newton 15-177 (2 TD), Dyer 14-95 (TD), McCaleb 9-80, Hooper 5-15.
PASSING: (ASU) - Aplin 28-42-0, 278 (TD), Butterfield 5-7-0, 45; (AU) - Newton 9-14-0, 186 (3 TD), Caudle 1-1-0, 42.
RECEIVING: (ASU) - Frampton 8-74 (TD), Stockemer 6-58, Muse 4-80, Henderson 4-22; (AU) - Fannin 4-65 (2 TD), Carr 2-87 (TD), Adams 2-58, Winter 1-13

Auburn answered when Kodi Burns ran in a three-yard score to cap a six-play, 58-yard scoring drive that took just 1:51 off the clock.

Newton's first touchdown pass to Fannin and a Newton two-yard rushing touchdown with 9:43 left in the first half put Auburn up 21-6.

Daren Bates led the Auburn defense with 10 tackles.

CAREER STATS VS. ARKANSAS STATE

PASSING				
Player	C-A-I	TD	Yds.	Yds/Gm
None				
RUSHING				
Player	No.	Yds.	Avg/Carry	TD
None				
RECEIVING				
Player	No.	Yds.	Avg/Catch	TD
None				
PUNT RETURNS				
Player	No.	Yds.	Avg/Return	TD
None				
KICK RETURNS				
Player	No.	Yds.	Avg/Return	TD
None				
DEFENSIVE				
Player	UA	A	Total	Misc.
Craig Sanders	3		3	
Kenneth Carter	2	1	3	
Chris Davis	2		2	
Nosa Eguae	1	1	2	
Cody Parkey	1		1	
J. Whitaker	1		1	
PUNTING				
Player	No.	Yds.	Avg/Punt	Long
None				
KICKING				
Player	PAT	FGA-FGM	Long FG	Total Points
None				



2013 AUBURN FOOTBALL GAME NOTES

Perfect Seasons:
1900, 1904, 1913, 1957, 1993, 2004, 2010
National Champions:
1957, 2010

ALABAMA [1-0]

Aug. 31	at Virginia Tech [ESPN]	W, 35-10
Sept. 14	at Texas A&M [CBS]	2:30 p.m.
Sept. 21	COLORADO STATE	TBA
Sept. 28	OLE MISS	TBA
Oct. 5	GEORGIA STATE	TBA
Oct. 12	at Kentucky	TBA
Oct. 19	ARKANSAS	TBA
Oct. 26	TENNESSEE	TBA
Nov. 9	LSU	TBA
Nov. 16	at Mississippi State	TBA
Nov. 23	CHATTANOOGA	TBA
Nov. 30	AUBURN	TBA

ARKANSAS [1-0]

Aug. 31	LOUISIANA- LAFAYETTE [FSN]	W, 34-14
Sept. 7	SAMFORD [PPV]	6 p.m.
Sept. 14	at Southern Miss [SEC Network]	11:21 a.m.
Sept. 21	at Rutgers	TBA
Sept. 28	TEXAS A&M	TBA
Oct. 5	at Florida	TBA
Oct. 12	SOUTH CAROLINA	TBA
Oct. 19	at Alabama	TBA
Nov. 2	AUBURN	TBA
Nov. 9	at Ole Miss	TBA
Nov. 23	MISSISSIPPI STATE	TBA
Nov. 29	LSU [CBS]	1:30 p.m.

ARKANSAS STATE [1-0]

Aug. 31	ARKANSAS-PINE BLUFF [ESPN3]	W, 62-11
Sept. 7	at Auburn [FSN]	6:30 p.m.
Sept. 12	TROY [ESPN]	6:30 p.m.
Sept. 21	at Memphis	TBA
Sept. 28	at Missouri	TBA
Oct. 12	IDAHO	6 p.m.
Oct. 22	LOUISIANA- LAFAYETTE [ESPN2]	7 p.m.
Nov. 2	at South Alabama	TBA
Nov. 9	at Louisiana- Monroe	6 p.m.
Nov. 16	TEXAS STATE [Sun Belt Network]	6:30 p.m.
Nov. 23	GEORGIA STATE	TBA
Nov. 30	at Western Kentucky	3 p.m.

FLORIDA ATLANTIC [0-1]

Aug. 30	at Miami [ESPN]	L, 34-6
Sept. 5	at East Carolina [Fox Sports 1]	6:30 p.m.
Sept. 14	at USF [ESPN3]	6 p.m.
Sept. 21	MIDDLE TENNESSEE STATE [CSS]	11 a.m.
Sept. 28	at Rice	TBA
Oct. 5	at UAB	TBA
Oct. 12	MARSHALL [Fox College Sports]	4 p.m.
Oct. 26	at Auburn	TBA
Nov. 2	TULANE	TBA
Nov. 16	at Southern Miss [CSS]	11:20 a.m.
Nov. 23	NEW MEXICO STATE	TBA
Nov. 29	FIU [Fox Sports 1]	2 p.m.

GEORGIA [0-1]

Aug. 31	at Clemson [ABC]	L, 38-35
Sept. 7	SOUTH CAROLINA [ESPN]	3:30 p.m.
Sept. 21	NORTH GEORGIA	TBA
Sept. 28	LSU	TBA
Oct. 5	at Tennessee	TBA
Oct. 12	MISSOURI	TBA
Oct. 19	at Vanderbilt	TBA
Nov. 2	FLORIDA [CBS]	2:30 p.m.
Nov. 9	APPALACHIAN STATE	TBA
Nov. 16	at Auburn	TBA
Nov. 23	KENTUCKY	TBA
Nov. 30	GEORGIA TECH	TBA

LSU [1-0]

Aug. 31	at TCU [ESPN]	W, 37-27
Sept. 7	UAB [ESPN]	6 p.m.
Sept. 14	KENT STATE [ESPN/2/U]	6 p.m.
Sept. 21	AUBURN	TBA
Sept. 28	at Georgia	TBA
Oct. 5	at Mississippi State	TBA
Oct. 12	FLORIDA	TBA
Oct. 19	at Ole Miss	TBA
Oct. 26	FURMAN	TBA
Nov. 9	at Alabama	TBA
Nov. 23	TEXAS A&M	TBA
Nov. 29	ARKANSAS [CBS]	1:30 p.m.

MISSISSIPPI STATE [0-1]

Aug. 31	at Oklahoma State [ABC/ESPN2]	L, 21-3
Sept. 7	ALCORN STATE [CSS]	2:30 p.m.
Sept. 14	at Auburn [ESPN/2/U]	6 p.m.
Sept. 21	TROY	TBA
Oct. 5	LSU	TBA
Oct. 12	BOWLING GREEN	TBA
Oct. 24	KENTUCKY [ESPN]	6:30 p.m.
Nov. 2	at South Carolina	TBA
Nov. 9	at Texas A&M	TBA
Nov. 16	ALABAMA	TBA
Nov. 23	at Arkansas	TBA
Nov. 28	OLE MISS [ESPN]	6:30 p.m.

OLE MISS [1-0]

Aug. 29	at Vanderbilt [ESPN]	W, 39-35
Sept. 7	SE MISSOURI [PPV]	6 p.m.
Sept. 14	at Texas [Longhorn Network]	7 p.m.
Sept. 28	at Alabama	TBA
Oct. 5	at Auburn	TBA
Oct. 12	TEXAS A&M	TBA
Oct. 19	LSU	TBA
Oct. 26	IDAHO	TBA
Nov. 9	ARKANSAS	TBA
Nov. 16	TROY	TBA
Nov. 23	MISSOURI	TBA
Nov. 28	at Mississippi St. [ESPN]	6:30 p.m.

TENNESSEE [1-0]

Aug. 31	AUSTIN PEAY [PPV]	W, 45-0
Sept. 7	WESTERN KENTUCKY [SECN]	11:21 a.m.
Sept. 14	at Oregon [ABC/ESPN/2]	2:30 p.m.
Sept. 21	at Florida	TBA
Sept. 28	SOUTH ALABAMA	TBA
Oct. 5	GEORGIA	TBA
Oct. 19	SOUTH CAROLINA	TBA
Oct. 26	at Alabama	TBA
Nov. 2	at Missouri	TBA
Nov. 9	AUBURN	TBA
Nov. 23	VANDERBILT	TBA
Nov. 30	at Kentucky	TBA

TEXAS A&M [1-0]

Aug. 31	RICE [ESPN]	W, 52-31
Sept. 7	SAM HOUSTON [PPV]	6 p.m.
Sept. 14	ALABAMA [CBS]	2:30 p.m.
Sept. 21	SMU	TBA
Sept. 28	at Arkansas	TBA
Oct. 12	at Ole Miss	TBA
Oct. 19	AUBURN	TBA
Oct. 26	VANDERBILT	TBA
NOV. 2	UTEP	TBA
NOV. 9	MISSISSIPPI STATE	TBA
NOV. 23	at LSU	TBA
NOV. 30	at Missouri	TBA

WASHINGTON STATE [0-1]

Aug. 31	at Auburn [ESPN]	L, 31-24
Sept. 7	at USC [Fox Sports 1]	9:30 p.m.
Sept. 14	SOUTHERN UTAH [P12 Network]	5:30 p.m.
Sept. 21	IDAHO	TBA
Sept. 28	at Stanford	TBA
Oct. 5	at California	TBA
Oct. 12	OREGON STATE	TBA
Oct. 19	at Oregon	TBA
Oct. 31	ARIZONA STATE [ESPN]	9:30 p.m.
Nov. 16	at Arizona	TBA
Nov. 23	UTAH	TBA
Nov. 29	at Washington [FOX]	2:30 p.m.

WESTERN CAROLINA [0-1]

Aug. 29	at Middle Tennessee State	L, 45-24
Sept. 7	at Virginia Tech	12:30 p.m.
Sept. 14	THE CITADEL	2:30 p.m.
Sept. 21	MARS HILL	2:30 p.m.
Sept. 28	at Samford	2 p.m.
Oct. 5	at Chattanooga	5 p.m.
Oct. 12	at Auburn	TBA
Oct. 19	WOFFORD [ESPN3]	2:30 p.m.
Oct. 26	ELON	2:30 p.m.
Nov. 9	at Georgia Southern	1 p.m.
Nov. 16	FURMAN	2:30 pm.
Nov. 23	at Appalachian State	2:30 p.m.

Associated Press Poll

Week 2 (Sept. 3)

Rk.	School	Record	Points
1	Alabama (58)	1-0	1497
2	Oregon	1-0	1355
3	Ohio State (1)	1-0	1330
4	Clemson (1)	1-0	1304
5	Stanford	0-0	1277
6	South Carolina	1-0	1181
7	Texas A&M	1-0	1085
8	Louisville	1-0	1073
9	LSU	1-0	971
10	Florida State	1-0	953
11	Georgia	0-1	894
12	Florida	1-0	875
13	Oklahoma State	1-0	780
14	Notre Dame	1-0	707
15	Texas	1-0	674
16	Oklahoma	1-0	612
17	Michigan	1-0	583
18	UCLA	1-0	387
19	Northwestern	1-0	320
20	Washington	1-0	315
21	Wisconsin	1-0	287
22	Nebraska	1-0	219
23	Baylor	1-0	150
24	TCU	0-1	148
25	USC	1-0	135

Others Receiving Votes: Miami (FL) 127, Ole Miss 50, Arizona State 48, Michigan State 42, Northern Illinois 27, Cincinnati 27, Fresno State 22, Virginia Tech 12, Bowling Green 9, Georgia Tech 8, Arizona 6, Penn State 4, Boise State 3, Virginia 2, Arkansas 1

USA Today Coaches Poll

Week 2 (Sept. 3)

Rk.	School	Record	Points
1	Alabama (58)	1-0	1545
2	Ohio State (3)	1-0	1444
3	Oregon	1-0	1420
4	Stanford	0-0	1292
5	Clemson	1-0	1275
6	South Carolina	1-0	1220
7	Texas A&M (1)	1-0	1181
8	Louisville	1-0	1051
9	Florida	1-0	974
10	Florida State	1-0	946
11	LSU	1-0	926
12	Georgia	0-1	875
13	Notre Dame	1-0	840
14	Oklahoma State	1-0	798
15	Oklahoma	1-0	666
16	Texas	1-0	660
17	Michigan	1-0	623
18	UCLA	1-0	368
19	Nebraska	1-0	357
20	Northwestern	1-0	348
21	Wisconsin	1-0	301
22	USC	1-0	176
23	Washington	1-0	145
24	Miami (FL)	1-0	140
24	TCU	0-1	140

Others Receiving Votes: Baylor 125, Michigan State 67, Ole Miss 54, Fresno State 46, Northern Illinois 31, Arizona State 28, Cincinnati 19, Arkansas 12, San Jose State 12, Georgia Tech 10, Arizona 7, Boise State 5, Virginia Tech 5, UCF 4, Texas Tech 3, Arkansas State 3, Kansas State 3, East Carolina 1, Bowling Green 1, Utah State 1, Missouri 1, North Carolina 1

Bold denotes 2013 opponents

SEC Champions:
1957, 1983, 1987, 1988, 1989, 2010
SEC West Champions:
1997, 2000, 2001, 2002, 2004, 2005, 2010

2013 AUBURN FOOTBALL GAME NOTES



Aug. 31, 2013 • ESPN • Jordan-Hare Stadium (85,095) • Auburn, Ala.

WASHINGTON STATE 24

AUBURN 31

GAME 1

Auburn opened the Gus Malzahn era with a 31-24 win over Washington State at Jordan-Hare Stadium.

The two teams played a see-saw first half, which saw five lead changes and 46 total points before Auburn pulled out the victory.

Auburn rushed for 297 yards on 45 carries, led by Corey Grant's 146, which included a 75-yard touchdown run in the second quarter which helped give Auburn a lead it would hold onto for the rest of the game.

Nick Marshall finished 10-for-19 for 99 yards. Sammie Coates (44 yards) and Quan Bray (28 yards) each had three catches.

Auburn's defense collected three interceptions on the night, two by Robenson Therezie, including one in the end zone as Washington State was driving late in the fourth quarter for a tying score.

Washington State struck first, taking a 7-0 lead on a Jeremiah Laufasa 4-yard run, capping a 12-play, 75-yard drive.

Auburn took its first lead of the game when Ryan White's two-point conversion run made it 8-7 following a Tre Mason 8-yard scoring run. The touchdown was the 10th of Mason's career while the successful two-point conversion was Auburn's first since Lee Guess caught a Carl Stewart pass at Alabama in 2006.

Washington State took a 14-8 lead with 8:02 left in the first half on a Connor Halliday 7-yard touchdown pass to Bobby Ratliff, capping off a nine-play, 67-yard drive. The lead was short-lived, however, as Mason returned the ensuing kickoff 100 yards for the game-tying score. A successful Cody Parkey extra-point put Auburn ahead, 15-14.

Mason's 100-yard kick return tied for the second-longest in school history and marks the sixth consecutive season in which Auburn has returned at least one kickoff for a touchdown, tied for the third-longest active streak in the nation.

Washington State wasted little time answering Mason's return, going 75 yards in just 1:28 to reclaim the lead, 21-15, with 6:18 left in the half.

Halliday hit Ratliff for a 53-yard pass down to the 1-yard line before Laufasa carried it in for his second score of the day.

Grant's 75-yard touchdown run on the first play following the WSU score tied it and a Parkey extra point gave Auburn the lead for good, 22-21.

A career-long 47-yard field goal by Parkey with 1:11 left in the first half put Auburn ahead, 25-21.

The two teams traded field goals during the third quarter as Parkey's 26-yarder extended Auburn's lead to 28-21 while an Andrew Furney 43-yard kick made it 28-24 with 4:18 left in the quarter. That was the only scoring in the quarter.

Parkey's third field goal of the day, a 42-yard kick with 9:07 left in the game, extended the lead to the final seven-point margin, 31-24.

SCORING SUMMARY

Washington St.	7	14	3	0	—	24
Auburn	8	17	3	3	—	31

WSU - Laufasa 4-yd run (Furney kick), 10:43, 1st
 AU - Mason 8-yd run (White rush), 2:26, 1st
 WSU - Ratliff 7-yd pass from Halliday (Furney kick), 8:02, 2nd
 AU - Mason 100-yd kickoff return (Parkey kick), 7:46, 2nd
 WSU - Laufasa 1-yd run (Furney kick), 6:18, 2nd
 AU - Grant 75-yd run (Parkey kick), 6:06, 2nd
 AU - Parkey 47-yd field goal, 1:11, 2nd
 AU - Parkey 26-yd field goal, 6:51, 3rd
 WSU - Furney 43-yd field goal, 4:18, 3rd
 AU - Parkey 42-yd field goal, 9:07, 4th

TEAM STATISTICS

	WSU	AU
First Downs	28	16
Rushes-Yards	23-120	46-295
Passing Yards	344	99
Comp-Att-Int	35-65-3	10-20-0
Total Plays-Yards	88-464	66-394
Punts-Avg.	5-39.2	5-41.6
Fumbles/Lost	0/0	3/1
Penalties-Yards	5-21	5-30
3rd Down Conv.	7-of-17	4-of-13
Time of Possession	31:27	28:33

INDIVIDUAL STATISTICS

RUSHING: (WSU) - Caldwell 7-53; Mason 6-43; Halliday 5-14; Laufasa 5-10 (2 TD); (AU) Grant 9-146 (TD); Mason 15-73 (TD); Artis-Payne 10-52; Marshall 9-27.

PASSING: (WSU) - Halliday 35-65-3-344 (TD); (AU) - Marshall 10-19-0-99.

RECEIVING: (WSU) - Marks 9-81; Galvin 5-43; K. Williams 4-42; Ratliff 3-66 (TD); D. Williams 3-43; Caldwell 3-14; Cracraft 3-14; Mason 2-20; Myers 2-15; Bartolone 1-6; (AU) Coates 3-44; Bray 3-28; Louis 2-10; Denson 1-11; Mason 1-6.



2013 STATISTICS

RECORD OVERALL HOME AWAY NEUTRAL ALL GAMES CONFERENCE NON-CONFERENCE

DATE OPPONENT W/L SCORE ATTEND 8/31/2013 WASHINGTON STATE W 31-24 85095

RUSHING GP Att Gain Loss Net Avg TD Long Avg/G Corey Grant Tre Mason Cameron Artis-Payne Nick Marshall Quan Bray Ricardo Louis TEAM Total Opponents

PASSING G Effic Cmp-Att-Int Pct Yds TD Lng Avg/G Nick Marshall Jonathan Wallace TEAM Total Opponents

RECEIVING G No. Yds Avg TD Long Avg/G Sammie Coates Quan Bray Ricardo Louis Jaylon Denson Tre Mason TEAM Total Opponents

TEAM STATISTICS AU OPP SCORING Points Per Game FIRST DOWNS Rushing Passing Penalty RUSHING YARDAGE Yards gained rushing Yards lost rushing Rushing Attempts Average Per Rush Average Per Game TDs Rushing PASSING YARDAGE Comp-Att-Int Average Per Pass Average Per Catch Average Per Game TDs Passing TOTAL OFFENSE Total Plays Average Per Play Average Per Game KICK RETURNS: #-Yards PUNT RETURNS: #-Yards INT RETURNS: #-Yards KICK RETURN AVERAGE PUNT RETURN AVERAGE INT RETURN AVERAGE FUMBLES-LOST PENALTIES-Yards Average Per Game PUNTS-Yards Average Per Punt Net punt average KICKOFFS-Yards Average Per Kick Net kick average TIME OF POSSESSION/Game 3RD-DOWN Conversions 3rd-Down Pct 4TH-DOWN Conversions 4th-Down Pct SACKS BY-Yards MISC YARDS TOUCHDOWNS SCORED FIELD GOALS-ATTEMPTS ON-SIDE KICKS RED-ZONE SCORES RED-ZONE TOUCHDOWNS PAT-ATTEMPTS ATTENDANCE Games/Avg Per Game Neutral Site Games

SCORE BY QUARTERS 1st 2nd 3rd 4th OT Total Auburn Opponents

SEC Champions:
1957, 1983, 1987, 1988, 1989, 2004, 2010
SEC West Champions:
1997, 2000, 2001, 2002, 2004, 2005, 2010

2013 AUBURN FOOTBALL GAME NOTES



2013 STATISTICS

PUNT RETURNS.....	No.	Yds	Avg	TD	Long
Chris Davis.....	1	19	19.0	0	19
Total.....	1	19	19.0	0	19
Opponents.....	0	0	0.0	0	0

INTERCEPTIONS..	No.	Yds	Avg	TD	Long
Robenson Therezie.....	2	24	12.0	0	24
Joshua Holsey.....	1	-2	-2.0	0	0
Total.....	3	22	7.3	0	24
Opponents.....	0	0	0.0	0	0

KICK RETURNS.....	No.	Yds	Avg	TD	Long
Tre Mason.....	3	141	47.0	1	100
Total.....	3	141	47.0	1	100
Opponents.....	1	30	30.0	0	30

FUMBLE RETURNS	No.	Yds	Avg	TD	Long
Total.....	0	0	0.0	0	0
Opponents.....	0	0	0.0	0	0

----- PATs -----

SCORING.....	TD	FGs	Kick	Rush	Rcv	Pass	DXP	Saf	Points
Tre Mason.....	2	0-0	0-0	0-0	0	0-0	0	0	12
Cody Parkey.....	0	3-4	2-2	0-0	0	0-0	0	0	11
Corey Grant.....	1	0-0	0-0	0-0	0	0-0	0	0	6
Ryan White.....	0	0-0	0-0	1-1	0	0-0	0	0	2
Total.....	3	3-4	2-2	1-1	0	0-0	0	0	31
Opponents.....	3	1-1	3-3	0-0	0	0-0	0	0	24

TOTAL OFFENSE.....	G	Plays	Rush	Pass	Total	Avg/G
Corey Grant.....	1	9	146	0	146	146.0
Nick Marshall.....	1	28	27	99	126	126.0
Tre Mason.....	1	15	73	0	73	73.0
Cameron Artis-Payne...1	1	10	52	0	52	52.0
Quan Bray.....	1	1	4	0	4	4.0
Ricardo Louis.....	1	1	-5	0	-5	-5.0
Total.....	1	66	295	99	394	394.0
Opponents.....	1	88	120	344	464	464.0

FIELD GOALS FGM-FGA	Pct	01-19	20-29	30-39	40-49	50-99	Lg	Blk	
Cody Parkey.....	3-4	75.0	0-0	1-1	0-0	2-2	0-1	47	0

FG SEQUENCE Auburn OPPONENTS
Washington State 50,(47),(26),(42) (43)
Numbers in (parentheses) indicate field goal was made.

PUNTING.....	No.	Yds	Avg	Long	TB	FC	I20	Blkd
Steven Clark.....	5	208	41.6	53	0	3	3	0
Total.....	5	208	41.6	53	0	3	3	0
Opponents.....	5	196	39.2	46	0	2	2	0

KICKOFFS.....	No.	Yds	Avg	TB	OB	Retn	Net	YdLn
Cody Parkey.....	7	454	64.9	5	1			
Total.....	7	454	64.9	5	1	30	42.7	22
Opponents.....	5	325	65.0	2	0	141	26.8	38

ALL PURPOSE.....	G	Rush	Rec	PR	KOR	IR	Tot	Avg/G
Tre Mason.....	1	73	6	0	141	0	220	220.0
Corey Grant.....	1	146	0	0	0	0	146	146.0
Cameron Artis-Payne...1	1	52	0	0	0	0	52	52.0
Sammie Coates.....	1	0	44	0	0	0	44	44.0
Quan Bray.....	1	4	28	0	0	0	32	32.0
Nick Marshall.....	1	27	0	0	0	0	27	27.0
Robenson Therezie.....	1	0	0	0	0	24	24	24.0
Chris Davis.....	1	0	0	19	0	0	19	19.0
Jaylon Denson.....	1	0	11	0	0	0	11	11.0
Ricardo Louis.....	1	-5	10	0	0	0	5	5.0
Joshua Holsey.....	1	0	0	0	0	-2	-2	-2.0
TEAM.....	1	-2	0	0	0	0	-2	-2.0
Total.....	1	295	99	19	141	22	576	576.0
Opponents.....	1	120	344	0	30	0	494	494.0



2013 DEFENSIVE STATISTICS

DEFENSIVE LEADERS.....	GP-S	-----Tackles-----			TFL/Yds	-Sacks-		-----Pass Def-----			---Fumbles---		Blkd	Kick	Saf
		Solo	Ast	Total		No-Yards	Int-Yds	BrUp	QBH	Rcv-Yds	FF				
6 Jonathon Mincy.....	1-1	8	.	8	3	
24 Ryan Smith.....	1-0	6	1	7	
27 Robenson Therezie.....	1-1	6	1	7	.	.	2-24	1	
9 Jermaine Whitehead.....	1-1	4	1	5	
15 Joshua Holsey.....	1-1	4	1	5	.	.	1--2	1	1	
17 Kris Frost.....	1-0	3	1	4	
11 Chris Davis.....	1-1	1	2	3	1.0-3	.	.	3	
10 LaDarius Owens.....	1-1	1	1	2	
13 Craig Sanders.....	1-1	2	.	2	2.0-5	.	.	.	1	
31 Trent Fisher.....	1-0	2	.	2	
1 Montravius Adams.....	1-0	2	.	2	1.0-2	1.0-2	.	.	1	
8 Cassanova McKinzy.....	1-1	2	.	2	
98 Angelo Blackson.....	1-1	1	.	1	
19 Ryan White.....	1-0	1	.	1	
50 Ben Bradley.....	1-0	1	.	1	1.0-8	1.0-8	
90 Gabe Wright.....	1-1	1	.	1	1.0-3	
94 Nosa Eguae.....	1-0	1	.	1	1	
55 Carl Lawson.....	1-0	1	
92 Kenneth Carter.....	1-0	1	
20 Corey Grant.....	1-0	1	
Total.....	1-0	46	8	54	6-21	2-10	3-22	8	7	
Opponents.....	1-0	47	16	63	5.0-15	0-0	.	1	7	1-0	2	.	.	.	

SPECIAL TEAMS TACKLES

SPECIAL TEAMS	-----Tackles-----			SPECIAL TEAMS	-----Tackles-----		
	Solo	Ast	Total		Solo	Ast	Total
8 Cassanova McKinzy	1	0	1				

SEC Champions:
1957, 1983, 1987, 1988, 1989, 2004, 2010
SEC West Champions:
1997, 2000, 2001, 2002, 2004, 2005, 2010

2013 AUBURN FOOTBALL GAME NOTES



2013 SCORING DRIVES

Plays	Yards	TOP	Qtr	Scoring Play
WASHINGTON STATE				
4	28	1:17	1	Tre Mason 8-yard run (Ryan White 2-pt. run)
--	--	--	2	Tre Mason 100-yard kickoff return
1	75	0:12	2	Corey Grant 75-yard run
6	16	2:04	2	Cody Parkey 47-yard field goal
9	44	3:59	3	Cody Parkey 26-yard field goal
12	61	5:27	4	Cody Parkey 42-yard field goal
Total	32	224	12:59	
Avg.	6.4	44.8	2:36	

Plays	Yards	TOP	Qtr	Scoring Play
Average Scoring Drive: Plays: 6.4 • Yards: 44.8 • Time: 2:36				

MISCELLANEOUS STATISTICS

Average Time of Possession (by Quarter)

	1	2	3	4	Total
AUBURN.....	6:17	5:13	8:47	8:16	28:33
Opponents.....	8:43	9:47	6:13	6:44	31:27

Third Down Conversions (by Quarter)

	1	2	3	4	Total
AUBURN.....	1-4	0-2	1-4	2-3	4-13
Pct.	25.0%	0.0%	25.0%	66.7%	30.8%
Opponents.....	2-4	2-4	3-5	0-4	7-17
Pct.	50.0%	50.0%	60.0%	0.0%	41.2%

Third Down Conversions (by Yardage)

	Yards to go	1-3	4-6	7-10	11+	Total
AUBURN.....	2 of 4	1 of 2	1 of 6	0 of 1	4 of 13	
Pct.	50.0%	50.0%	16.7%	0.0%	30.8%	
Opponents.....	1 of 4	2 of 4	3 of 7	1 of 2	7 of 17	
Pct.	25.0%	50.0%	42.9%	50.0%	41.2%	

Red Zone

AU Scores/Times in Red Zone: 2/2 (1.000)
 AU TDs/Times in Red Zone: 1/2 (.500)
 Scores (2): 1 TD, 1 FG
 Non-Scores (0): 0 FGA, 0 INT, 0 Fumble, 0 Downs
 Opp. Scores/Times in Red Zone: 3/4 (.750)
 Opp. TDs/Times in Red Zone: 3/4 (.750)
 Scores (3): 3 TD, 0 FG
 Non-Scores (1): 0 FGA, 1 INT, 0 Fumble, 0 Downs

Turnovers

Takeaways — 3, Giveaways — 1
 Difference — +2
 Points Off TOs — AU 7, Opp. 0
 Points Off TOs/Game — AU 2.5, Opp. 0.0

Kickoffs

Kickoffs — 7
 Parkey — 7 KO, 5 TB, 1 OB
 Touchbacks — 5
 Out of Bounds — 1
 Opp. Returns — 1 for 30 yards (30.0)
 On-side kicks — 0-for-0



2013 GAME-BY-GAME TEAM STATISTICS

Game	Score	Tot	First Downs		Rushing		Passing			Total Off.	Punts	Fum.	Penalties	3rd	Time of
			Ru-Pa-Pe	No-Yds-TD	C-A-I	Yds	TD	Pl-Yds	No-Avg	F/L	No-Yds	Dns	Poss		
Washington State	24	28	9-18-1	23-120-2	35-65-3	344	1	88-464	5-39.2	0/0	5-21	7-17	31:27		
at Auburn	31	16	10-5-1	46-295-2	10-20-0	99	0	66-394	5-41.6	3/1	5-30	4-13	28:33		

STARTING LINEUPS

OFFENSE	QB	RB	HB/RB/WR	WR	WR	WR/TE	LT	LG	C	RG	RT
WASHINGTON STATE	Marshall	Mason	Prosch(HB)	Coates	Denson	Bray(WR)	Robinson	Kozan	Dismukes	Slade	Miller
DEFENSE	DE	DT	DT	DE	MLB	WLB	Star	CB	CB	BS	FS
WASHINGTON STATE	Sanders	Blackson	Wright	Owens	Holland	McKinzy	Therezie	Mincy	Davis	Holsey	Whitehead

SEC Champions:
 1957, 1983, 1987, 1988, 1989, 2004, 2010
 SEC West Champions:
 1997, 2000, 2001, 2002, 2004, 2005, 2010

2013 AUBURN FOOTBALL GAME NOTES



2013 GAME-BY-GAME INDIVIDUAL STATISTICS

Passing			Field Goals		Punting	
C-A-Yds-Int, TD	#14 Marshall	#12 Wallace	Made, (Missed)	#36 Parkey	No.-Avg, In 20	#30 Clark
Washington State	10-19-0, 0	0-1-0, 0	Washington State	(50), 47, 26, 42	Washington State	5-41.6, 3

Rushing

No.-Yds, TD	#4 Bray	#5 Louis	#14 Marshall	#20 Grant	#21 Mason	#35 Prosch	#44 Artis-Payne
Washington State	1-4, 0	1-(-5), 0	9-27, 0	9-146, 1	15-73, 1	---	10-52, 0

Receiving

No.-Yds, TD	#1 Reed	#4 Bray	#5 Louis	#18 Coates	#21 Mason	#81 Uzomah	#89 Denson
Washington State	---	3-44, 0	2-10, 0	3-44, 0	1-6, 0	---	1-11, 0



2013 GAME-BY-GAME INDIVIDUAL STATISTICS

Defensive Linemen

<u>Solo+Ast=Total</u>	<u>#1 Adams</u>	<u>#10 Owens</u>	<u>#13 Sanders</u>	<u>#30 Ford</u>	<u>#50 Bradley</u>	<u>#55 Lawson</u>	<u>#90 Wright</u>	<u>#92 Carter</u>
Washington State	2+0=2	1+1=2	2+0=2	---	1+0=1	---	1+0=1	---

<u>Solo+Ast=Total</u>	<u>#94 Eguae</u>	<u>#97 Daniel</u>	<u>#98 Blackson</u>
Washington State	1+0=1	---	1+0=1

Linebackers

<u>Solo+Ast=Total</u>	<u>#5 Holland</u>	<u>#8 McKinzy</u>	<u>#16 Mitchell</u>	<u>#17 Frost</u>	<u>#26 Garrett</u>	<u>#43 Swain</u>
Washington State	---	2+0=2	---	3+1=4	---	---

Defensive Backs

<u>Solo+Ast=Total</u>	<u>#6 Mincy</u>	<u>#9 Whitehead</u>	<u>#11 Davis</u>	<u>#15 Holsey</u>	<u>#19 White</u>	<u>#24 Smith</u>	<u>#25 Frazier</u>	<u>#27 Therezie</u>
Washington State	8+0=8	4+1=5	1+2=3	4+1=5	1+0=1	6+1=7	---	6+1=7

Others

<u>Solo+Ast=Total</u>	<u>#31 Fisher</u>
Washington State	2+0=2



2013 SUPERLATIVES

Auburn Team Superlatives

Points Scored	31	vs. Washington State (8/31)
Low.....	31	vs. Washington State (8/31)
First Downs.....	16	vs. Washington State (8/31)
Low.....	16	vs. Washington State (8/31)
Rushing Plays.....	45	vs. Washington State (8/31)
Low.....	45	vs. Washington State (8/31)
Net Rushing Yards.....	295	vs. Washington State (8/31)
Low.....	295	vs. Washington State (8/31)
Passes Attempted.....	20	vs. Washington State (8/31)
Low.....	20	vs. Washington State (8/31)
Passes Completed.....	10	vs. Washington State (8/31)
Low.....	10	vs. Washington State (8/31)
Had Intercepted.....	0	vs. Washington State (8/31)
Low.....	0	vs. Washington State (8/31)
Net Passing Yards	99	vs. Washington State (8/31)
Low.....	99	vs. Washington State (8/31)
Total Offensive Plays....	66	vs. Washington State (8/31)
Low.....	66	vs. Washington State (8/31)
Total Net Offense.....	394	vs. Washington State (8/31)
Low.....	394	vs. Washington State (8/31)
Fumbles.....	3	vs. Washington State (8/31)
Low.....	3	vs. Washington State (8/31)
Fumbles Lost.....	1	vs. Washington State (8/31)
Low.....	1	vs. Washington State (8/31)
Penalties.....	5	vs. Washington State (8/31)
Low.....	5	vs. Washington State (8/31)
Penalty Yards.....	30	vs. Washington State (8/31)
Low.....	30	vs. Washington State (8/31)

Auburn Individual Superlatives

Rushes	15	Tre Mason vs. Washington State (8/31)
Yards Rushing	146	Corey Grant vs. Washington State (8/31)
TD Rushes	1	Corey Grant vs. Washington State (8/31)
.....	1	Tre Mason vs. Washington State (8/31)
Long Rush.....	75	Corey Grant vs. Washington State (8/31)
Pass attempts.....	19	Nick Marshall vs. Washington State (8/31)
Pass completions	10	Nick Marshall vs. Washington State (8/31)
Yards Passing.....	99	Nick Marshall vs. Washington State (8/31)
TD Passes.....	0	
Long Pass.....	34	Nick Marshall vs. Washington State (8/31)
Receptions	3	Quan Bray vs. Washington State (8/31)
.....	3	Sammie Coates vs. Washington State (8/31)
Yards Receiving.....	44	Sammie Coates vs. Washington State (8/31)
TD Receptions.....	0	
Long Reception.....	34	Sammie Coates vs. Washington State (8/31)
Field Goals.....	3	Cody Parkey vs. Washington State (8/31)
Long Field Goal	47	Cody Parkey vs. Washington State (8/31)
Punts	5	Steven Clark vs. Washington State (8/31)
Punting Avg.....	41.6	Steven Clark vs. Washington State (8/31)
Long Punt.....	53	Steven Clark vs. Washington State (8/31)
Punts inside 20.....	3	Steven Clark vs. Washington State (8/31)
Long Punt Return.....	19	Chris Davis vs. Washington State (8/31)
Long Kickoff Return ..	100	Tre Mason vs. Washington State (8/31)
Tackles	8	Jonathon Mincy vs. Washington State (8/31)
Sacks	1.0	Montravius Adams vs. Washington State (8/31)
.....	1.0	Ben Bradley vs. Washington State (8/31)
Tackles For Loss.....	2.0	Craig Sanders vs. Washington State (8/31)
Interceptions	2	Robenson Therezie vs. Washington State (8/31)

Auburn Individual Long Plays

Rushing.....	75	Corey Grant vs. Washington State (8/31)
Passing	34	Nick Marshall vs. Washington State (8/31)
Receiving	34	Sammie Coates vs. Washington State (8/31)
Field Goal	47	Cody Parkey vs. Washington State (8/31)
Punt	53	Stephen Clark vs. Washington State (8/31)
Punt Return.....	19	Chris Davis vs. Washington State (8/31)
Kickoff Return	100	Tre Mason vs. Washington State (8/31)
Fumble Return.....	--	
Interception Return	24	Robenson Therezie vs. Washington State (8/31)

Opponent Team Superlatives

Points Scored	24	Washington State (8/31)
Low.....	24	Washington State (8/31)
First Downs.....	28	Washington State (8/31)
Low.....	28	Washington State (8/31)
Rushing Plays.....	23	Washington State (8/31)
Low.....	23	Washington State (8/31)
Net Rushing Yards.....	120	Washington State (8/31)
Low.....	120	Washington State (8/31)
Passes Attempted.....	65	Washington State (8/31)
Low.....	65	Washington State (8/31)
Passes Completed.....	35	Washington State (8/31)
Low.....	35	Washington State (8/31)
Had Intercepted.....	3	Washington State (8/31)
Low.....	3	Washington State (8/31)
Net Passing Yards	344	Washington State (8/31)
Low.....	344	Washington State (8/31)
Total Offensive Plays....	88	Washington State (8/31)
Low.....	88	Washington State (8/31)
Total Net Offense.....	464	Washington State (8/31)
Low.....	464	Washington State (8/31)
Fumbles.....	0	Washington State (8/31)
Low.....	0	Washington State (8/31)
Fumbles Lost.....	0	Washington State (8/31)
Low.....	0	Washington State (8/31)
Penalties.....	5	Washington State (8/31)
Low.....	5	Washington State (8/31)
Penalty Yards.....	21	Washington State (8/31)
Low.....	21	Washington State (8/31)

Opponent Individual Superlatives

Rushes	7	Teondray Caldwell, Washington State (8/31)
Yards Rushing	53	Teondray Caldwell, Washington State (8/31)
TD Rushes	2	Jeremiah Laufasa, Washington State (8/31)
Long Rush.....	24	Teondray Caldwell, Washington State (8/31)
Pass attempts.....	65	Connor Halliday, Washington State (8/31)
Pass completions	35	Connor Halliday, Washington State (8/31)
Yards Passing.....	344	Connor Halliday, Washington State (8/31)
TD Passes.....	1	Connor Halliday, Washington State (8/31)
Long Pass.....	53	Connor Halliday, Washington State (8/31)
Receptions	9	Gabe Marks, Washington State (8/31)
Yards Receiving.....	81	Gabe Marks, Washington State (8/31)
TD Receptions	1	Bobby Ratliff, Washington State (8/31)
Long Reception.....	53	Bobby Ratliff, Washington State (8/31)
Field Goals.....	1	Andrew Furney, Washington State (8/31)
Long Field Goal	43	Andrew Furney, Washington State (8/31)
Punts	5	Mike Bowlin, Washington State (8/31)
Punting Avg.....	39.2	Mike Bowlin, Washington State (8/31)
Long Punt.....	46	Mike Bowlin, Washington State (8/31)
Punts inside 20.....	2	Mike Bowlin, Washington State (8/31)
Long Punt Return.....	--	
Long Kickoff Return	30	Theron West, Washington State (8/31)
Tackles	14	Deone Bucannon, Washington State (8/31)
Sacks	--	
Tackles For Loss.....	1.0	Darryl Monroe, Washington State (8/31)
.....	1.0	Daquawn Brown, Washington State (8/31)
.....	1.0	Tana Pritchard, Washington State (8/31)
.....	1.0	Xavier Cooper, Washington State (8/31)
Interceptions	0	

Opponent Individual Long Plays

Rushing.....	24	Teondray Caldwell, Washington State (8/31)
Passing	53	Connor Halliday, Washington State (8/31)
Receiving	53	Bobby Ratliff, Washington State (8/31)
Field Goal	43	Andrew Furney, Washington State (8/31)
Punt	46	Mike Bowlin, Washington State (8/31)
Kickoff Return	30	Theron West, Washington State (8/31)
Interception Return	--	



2013 PLAYS OF 20+ YARDS

Yards	Type	Player(s)	Opponent	Qtr.
100 (TD)	KOR	Tre Mason	Washington State	2
75 (TD)	Rush	Corey Grant	Washington State	2
34	Pass	Nick Marshall to Sammie Coates	Washington State	3
24	INT	Robenson Therezie	Washington State	1
22	KOR	Tre Mason	Washington State	3

PLAY BREAKDOWN

BY PLAY

Pass	1
Run	1
Kickoff Return	2
Interception Return	1
Punt Return	0

BY GAME

Washington State	5
------------------------	---

BY QUARTER

1st.....	1
2nd.....	2
3rd.....	2
4th.....	0

RUSHING

Corey Grant.....	1
------------------	---

PASSING

Nick Marshall.....	1
--------------------	---

RECEIVING

Sammie Coates.....	1
--------------------	---

KICKOFF RETURN

Tre Mason.....	2
----------------	---

PUNT RETURN

.....	0
-------	---

INTERCEPTION RETURN

Robenson Therezie	1
-------------------------	---



LAST TIME...

An Auburn Team

Had 35 First Downs... vs. Western Carolina, 2002 (37)
 Had 30 First Downs... vs. Furman, 2009 (30)
 Had 400 yards rushing... vs. LSU, 2010 (440)
 Had 300 yards rushing... vs. Alabama A&M, 2012 (341)
 Had 300 yards rushing in consecutive games... vs. Tennessee-Chattanooga (303); vs. Georgia (315), 2010
 Had 300 yards rushing in six consecutive games... at Kentucky (311); vs. Arkansas (330); vs. LSU, (440); at Ole Miss (343); vs. Chattanooga (303); vs. Georgia (315), 2010
 Had 300 yards rushing in six consecutive SEC games... vs. South Carolina (334); at Kentucky (311); vs. Arkansas (330); vs. LSU, (440); at Ole Miss (343); vs. Georgia (315), 2010
 Had 50 or more rushing attempts... vs. Ole Miss, 2011 (50)
 Had six or more rushing TDs... vs. Arkansas, 2010 (6)
 Had five or more rushing TDs... vs. Alabama A&M, 2012 (5)
 Had four or more rushing TDs... vs. Alabama A&M, 2012 (5)
 Had 350 or more yards passing... vs. South Carolina [SECCG], 2010 (351)
 Had 300 or more yards passing... vs. South Carolina [SECCG], 2010 (351)
 Had 50 or more pass attempts... vs. Mississippi State, 1997 (54)
 Had 30 or more pass completions... vs. Arkansas, 1995 (34)
 Had five TDs passing... vs. Ball State, 2009 (5)
 Had four TDs passing... vs. Ole Miss, 2011 (4)
 Had three TDs passing... vs. Ole Miss, 2011 (4)
 Had 500 or more yards total offense... vs. Alabama A&M, 2012 (512)
 Had 500 or more yards total offense in consecutive games... vs. South Carolina [SECCG] (589), vs. Oregon [BCSNCG], 2010 (519)
 Had 80 or more total plays... at South Carolina, 2011 (92)
 Had 90 or more total plays... at South Carolina, 2011 (92)
 Scored 70 or more points... vs. Louisiana-Monroe, 2003 (73)
 Scored 60 or more points... vs. Arkansas, 2010 (65)
 Scored 50 or more points... vs. Alabama A&M, 2012 (51)
 Scored 40 or more points... vs. Alabama A&M, 2012 (51)
 Scored 40 or more points in three consecutive games... at Ole Miss (51), vs. Chattanooga (62), vs. Georgia (49), 2010
 Had five or more fumbles... vs. Southern Miss (5), 2008
 Did not commit a turnover... vs. Alabama A&M, 2012
 Had 200-yard rusher and 100-yard receiver in a game... vs. Syracuse, 2002 (Carnell Williams [202 rush] and Marcel Willis [113 receiving])
 Had 150-yard rusher and 150-yard receiver in a game... at Arkansas, 2001 (Carnell Williams [177 rush] and Tim Carter [156 receiving])
 Had 100-yard receiver and 100-yard rusher in a game... vs. Clemson, 2012 (Tre Mason [106 rush], Emory Blake [109 rec])
 Had two 100-yard rushers in a game... vs. Alabama A&M, 2012 (Tre Mason [181] and Onterio McCalebb [104])
 Had two 150-yard rushers in a game... vs. Mississippi State, 2003 (Brandon Jacobs [182] and Carnell Williams [164])
 Had three 100-yard rushers in a game ... vs. Maryland, 1983 (Tommie Agee [219], Lionel James [115] and Bo Jackson [105])
 Had two 100-yard receivers in a game... vs. Tennessee-Chattanooga, 2010 (Terrell Zachery [148] and Darvin Adams [106])
 Had a 60-yard run and a 60-yard pass in a game ... vs. Alabama, 2009 (Terrell Zachery 67 rush, Chris Todd to Darvin Adams 72 pass)
 Had three players with 2 rushing TDs... vs. Louisiana-Monroe, 2003 (Carnell Williams [2], Brandon Jacobs [2], Tre Smith [2])
 Had three players with 2 TDs... vs. Georgia, 2010 (Onterio McCalebb [3 rush], Cam Newton [2 rush], Philip Lutzenkirchen [2 rec.])
 Had two players with seven or more catches in a game ... Courtney Taylor vs. Alabama, 2003 (7), Silas Daniels vs. Alabama, 2003 (7)
 Scored a touchdown on offense, defense and special teams... vs. Louisiana-Monroe, 2008 (2 offense [1 pass, 1 rush], 1 defense [fumble return], 1 special team [punt return])
 Scored on the first offensive play ... vs. Alabama, 2003 (Carnell Williams, 80 yard run)
 Returned a punt for a TD... vs. Louisiana-Monroe, 2008 (Robert Dunn) [66 yards]
Returned a kickoff for a TD... vs. Washington St., 2013 (Tre Mason) [100 yards]
 Returned opening kickoff for a TD... vs. Tennessee-Martin, 2008 (Tristan Davis) [95 yards]
 Returned three Interceptions for TDs... vs. LSU, 1994 (Ken Alvis, Fred Smith, Brian Robinson)

Returned two Interceptions for TDs... vs. LSU, 1994 (Ken Alvis, Fred Smith, Brian Robinson)
 Returned an Interception for a TD... vs. Alabama A&M, 2012 (Trent Fisher) [60]
 Returned two fumbles for TDs... vs. Vanderbilt, 2002 (Spencer Johnson, Karlos Dansby)
 Returned a fumble for a TD... vs. New Mexico State, 2012 (Daren Bates) [62]
 Blocked a punt ... vs. Virginia [Chick-fil-A] 2011 (Garrett Harper, Angelo Blackson)
 Blocked two punts... vs. Virginia [Chick-fil-A] 2011 (Garrett Harper, Angelo Blackson)
 Blocked three punts ... vs. Louisiana-Monroe, 2003 (3 - Justin Fetsko [2], Donnay Young)
 Returned a blocked punt for a TD... vs. Florida, 2006 (Tre Smith)
 Blocked a field goal ... vs. Louisiana-Monroe, 2012 (Angelo Blackson, Corey Lemonier)
 Returned a blocked field goal for a TD... vs. Kentucky, 2009 (Neiko Thorpe) [69]
 Blocked two field goals in a game ... vs. ULM, 2012 (Angelo Blackson, Corey Lemonier)
 Blocked a PAT attempt ... at South Carolina, 2010 (Corey Lemonier)
 Blocked two PAT attempt ... vs. LSU, 1998 (Charles Dorsey, 2)
 Missed a kicking PAT... vs. Tennessee-Chattanooga, 2010 (Wes Byrum)
 Had a punt blocked... at Mississippi State, 2009 (Clinton Durst)
 Had a field goal blocked... at Mississippi State, 2010 (Wes Byrum)
 Had a successful on-side kick... at Ole Miss, 2012 (Cody Parkey)
 Was held scoreless... at Alabama, 2012 (0-49)
 Was held scoreless at Jordan-Hare Stadium... vs. Georgia, 2012 (0-38)
 Held an opponent scoreless... vs. Louisiana-Monroe, 2008 (34-0)
 Held an opponent scoreless at Jordan-Hare Stadium... vs. Louisiana-Monroe, 2008 (34-0)
 Held an opponent to five or less first downs... vs. Ball State, 2001 (5)
 Held an opponent to 10 or less first downs... vs. Tennessee, 2008 (9)
 Intercepted five or more passes... vs. Northwestern [Outback], 2009 (5)
 Intercepted four or more passes... vs. Northwestern [Outback], 2009 (5)
 Held an opponent to 300 or less yards total offense... vs. Alabama A&M, 2012 (208)
 Held an opponent to 200 or less yards total offense... vs. Florida, 2011 (194)
 Held an opponent to 150 or less yards total offense... at Mississippi State, 2008 (116)
 Held an opponent to 100 or less yards total offense... vs. Ball State, 2001 (92)
 Held an opponent to 100 or less yards rushing... vs. Alabama A&M, 2012 (22)
 Held an opponent to 50 or less yards rushing... vs. Alabama A&M, 2012 (22)
 Held an opponent to negative yards rushing... vs. Florida, 2001 (-36)
 Held an opponent to 100 or less yards passing... vs. Kentucky, 2009 (75)
 Held an opponent without a touchdown... vs. Florida, 2011
 Scored a safety... vs. Alabama A&M, 2012 (Team)
 Scored on a fake field goal... vs. Vanderbilt, 2000 (Duval pass to Diamond)
Scored an offensive two-point conversion ... vs. Washington State, 2013 (Ryan White run)
 Scored two or more offensive two-point conversions... vs. Florida, 2002 [2]
 Scored a defensive two-point conversion... vs. Ole Miss, 2009 (Demond Washington)
 Had 10 or more penalties... vs. Alabama A&M, 2012 (11)
 Had 100 or more penalty yards... at Arkansas, 2011 (105)
 Had 35 minutes time of possession... at South Carolina, 2011 (35:47)
 Was involved in a game that ended in a tie... vs. Georgia, 1994 (23-23)
 Was involved in an overtime game... vs. Louisiana-Monroe, 2012 (31-28 win)
 Won a game without scoring an offensive touchdown ... at Mississippi State, 2008 (3-2)



LAST TIME...

An Auburn Player

Rushed 40 times in a game... Michael Dyer at South Carolina, 2011 (41)
 Rushed 35 times in a game... Michael Dyer at South Carolina, 2011 (41)
 Rushed 30 times in a game... Michael Dyer vs. Samford, 2011 (30)
 Rushed for 200 yards in a game... Cam Newton vs. LSU, 2010 (217)
 Rushed for 150 yards in a game... Tre Mason Alabama A&M, 2012 (181)
Rushed for 100 yards in a game... Corey Grant vs. Washington State, 2013 (146)
 Quarterback rushed for 100 yards in a game... Cam Newton vs. Georgia, 2010 (151)
 Rushed for 100 yards in five consecutive games... Kenny Irons vs. Alabama (103), at Georgia (179), at Kentucky (103), vs. Ole Miss (101), at LSU (218), 2005
 Rushed for 100 yards in four consecutive games... Kenny Irons vs. Alabama (103), at Georgia (179), at Kentucky (103), vs. Ole Miss (101), 2005
 Rushed for 100 yards in three consecutive games... Cam Newton at Kentucky (198), vs. Arkansas (188), vs. LSU (217), 2010
 Rushed for 100 yards in consecutive games... Michael Dyer at South Carolina (141), at Arkansas (112), 2011
 Rushed for 150 yards in three consecutive games... Cam Newton at Kentucky (198), vs. Arkansas (188), vs. LSU (217), 2010
 Rushed for 150 yards in consecutive games... Michael Dyer vs. Mississippi State (150), at Clemson (151), 2011
 Rushed for 4 or more TDs in a game... Cam Newton at Kentucky, 2010 (4)
 Rushed for 3 or more TDs in a game... Onterio McCalebb vs. Georgia, 2010 (3)
 Rushed for 2 or more TDs in a game... Onterio McCalebb and Tre Mason vs. Alabama A&M, 2012 (2)
 QB Rushed for 2 or more TDs in a game... Kiehl Frazier vs. Virginia [Chick-fil-A], 2011 (2)
 Rushed for 2 or more TDs in four consecutive games... Carnell Williams vs. Western Carolina (2), vs. Vanderbilt (2), at Mississippi State (2), vs. Syracuse (2), 2002
 Rushed for 2 or more TDs in three consecutive games... Michael Dyer vs. Utah State (2), vs. Mississippi State (2), at Clemson (2), 2011
 Rushed for a TD in five consecutive games... Onterio McCalebb vs. Arkansas (1); vs. LSU (1); at Ole Miss (1); vs. Chattanooga (1); vs. Georgia (3), 2010
 Passed for 400 yards in a game... Ben Leard at Georgia, 1999 (416)
 Passed for 300 yards in a game... Cam Newton vs. South Carolina [SECCG], 2010 (335)
 Attempted 50 passes in a game... Dameyune Craig vs. Mississippi State, 1997 (54)
 Attempted 40 passes in a game... Kodi Burns at Ole Miss, 2008 (43)
 Threw five TDs in a game... Chris Todd vs. Ball State, 2009 (5)
 Threw four TDs in a game... Clint Moseley vs. Ole Miss, 2011 (4)
 Threw three TDs in a game... Clint Moseley vs. Ole Miss, 2011 (4)
 Threw four TDs or more in consecutive games... Chris Todd vs. West Virginia (4), vs. Ball State (5), 2009
 Threw two TDs or more in five consecutive games... Cam Newton at Ole Miss (2), vs. Chattanooga (4), vs. Georgia (2), at Alabama (3), vs. South Carolina (4), 2010
 Had 400 yards total offense in a game... Cam Newton South Carolina [SECCG], 2010 (408)
 Had 300 yards total offense in a game... Cam Newton vs. Oregon [BCSNCG], 2010 (329)
 Accounted for four or more TDs in a game... Clint Moseley vs. Ole Miss, 2011 (4)
 Accounted for three or more TDs in a game... Clint Moseley vs. Ole Miss, 2011 (4)
 Accounted for three or more TDs in four consecutive games... Cam Newton vs. Chattanooga (5), vs. Georgia (4), at Alabama (4), vs. South Carolina (6), 2010
 Caught 15 passes in a game... Willie Gosha vs. Arkansas, 1995 (17)
 Caught 10 or more passes in a game... Darvin Adams vs. Northwestern [Outback], 2009 (12)
 Caught seven or more passes in a game... Emory Blake vs. Arkansas, 2012 (10)
 Had 200 or more yards receiving in a game... Darvin Adams vs. South Carolina [SECCG], 2010 (217)
 Had 150 or more yards receiving in a game... Darvin Adams vs. South Carolina [SECCG], 2010 (217)
 Had 100 or more yards receiving in a game... Emory Blake vs. Georgia, 2012 (104)
 Had 100 yards receiving in consecutive games... Emory Blake vs. Virginia [Chick-fil-A], 2011 (108), vs. Clemson, 2012 (109)
 Caught four or more TD passes in a game... Alexander Wright vs. Pacific, 1989 (4)
 Caught three or more TD passes in a game... Darvin Adams vs. Furman, 2009 (3)
 Caught two or more TD passes in a game... Philip Lutzenkirchen vs. Ole Miss, 2011 (2)
 Caught a TD pass in consecutive games... Philip Lutzenkirchen at Georgia, vs. Samford, 2011
 Caught a TD pass in three consecutive games... Philip Lutzenkirchen vs. Ole Miss, at Georgia, vs. Samford, 2011
 Caught a TD pass in four consecutive games ... Emory Blake vs. Florida Atlantic, vs. Utah State, vs. Mississippi State, at Clemson, 2011
 Caught a TD pass in five consecutive games ... Emory Blake vs. Oregon [BCSNCG], vs. Utah State, vs. Mississippi State, at Clemson, vs. Florida Atlantic, 2010/11

Caught a TD pass in six consecutive games ... Emory Blake vs. South Carolina [SECCG], vs. Oregon [BCSNCG], vs. Utah State, vs. Mississippi State, at Clemson, vs. Florida Atlantic, 2010/11
 Caught a TD pass in seven consecutive games ... Emory Blake at Alabama; vs. South Carolina [SECCG], vs. Oregon [BCSNCG], vs. Utah State, vs. Mississippi State, at Clemson, vs. Florida Atlantic, 2010/11
 Quarterback caught a TD pass ... Kiehl Frazier from Quan Bray vs. Louisiana-Monroe, 2012
 Running back caught two or more TD passes in a game... Mario Fannin vs. Arkansas St., 2010 (2)
 Running back caught a TD pass in consecutive games ... Mario Fannin vs. West Virginia, Ball State, 2009
 Tight end caught two or more TD passes in a game... P. Lutzenkirchen vs. Ole Miss, 2011 (2)
 Tight end caught a TD pass in consecutive games ... Philip Lutzenkirchen at Georgia, vs. Samford, 2011
 Tight end caught a TD pass in three consecutive games ... Philip Lutzenkirchen vs. Ole Miss, at Georgia, vs. Samford, 2011
 Scored 15 or more points kicking... Wes Byrum at Ole Miss, 2010 (15)
Scored 10 or more points kicking... Cody Parkey vs. Washington State, 2013 (11)
 Kicked five or more field goals in a game... Jaret Holmes vs. UAB, 1996 (5)
 Kicked four or more field goals in a game... Cody Parkey vs. Clemson, 2012 (4)
 Had 150 kickoff return yards in a game... Tre Mason vs. Utah State, 2011 (176)
 Had 100 punt return yards in a game... Robert Dunn vs. Southern Miss, 2008 (103)
 Scored four or more TDs... Cam Newton at Kentucky, 2010 (4 rush)
 Scored three or more TDs... Cam Newton vs. Arkansas, 2010 (3 rush)
 Scored a rushing and receiving TD in a game... Onterio McCalebb vs. Virginia [Chick-fil-A], 2012
 Had an 80-yard run... Tre Mason vs. Alabama A&M, 2012 (86)
Had a 70-yard run... Corey Grant vs. Washington State, 2013 (75)
Had a 60-yard run... Corey Grant vs. Washington State, 2013 (75)
 Completed an 80-yard pass... Cam Newton to Terrell Zachery vs. Tennessee-Chattanooga, 2010 (80)
 Completed a 70-yard pass... Cam Newton to Terrell Zachery at Alabama, 2010 (70)
 Completed a 60-yard pass... Cam Newton to Darvin Adams vs. South Carolina [SECCG], 2010 (62)
 Kicked a field goal of 50 or more yards... Wes Byrum vs. Southern Miss, 2008 (52)
 Kicked a field goal of 50 or more yards in consecutive games... John Vaughn, 2006; at Mississippi State (55), vs. Washington State (52)
 Kicked two field goals of 50+ yards in a game... Win Lyle vs. Tennessee, 1987 (55, 52)
 Had a 70-yard punt... Kody Bliss vs. Tulane, 2006 (71)
 Had a 60-yard punt... Ryan Shoemaker vs. New Mexico State, 2007 (67)
 Had two punts of 50+ yards in a game... Steven Clark at Ole Miss, 2012 (53, 52)
 Had four or more punts inside the 20 in a game... Steven Clark at Arkansas, 2011 (6)
 Blocked a field goal in a game... Blackson and Lemonier vs. Louisiana-Monroe, 2012
 Blocked two field goals in a game... Alton Moore at Georgia, 2001
 Blocked a PAT attempt ... Corey Lemonier at South Carolina, 2011
 Blocked two PAT attempts ... Charles Dorsey vs. LSU, 1998 (2)
 Blocked a punt in a game... Garrett Harper/Angelo Blackson vs. Virginia [Chick-fil-A], 2011
 Blocked two punts in a game... Justin Fetsko vs. Louisiana-Monroe, 2003 (2)
 Had 15 or more tackles in a game... Daren Bates at Ole Miss, 2012 (16)
 Intercepted three or more passes in a game... Junior Rosegreen at Tennessee, 2004 (4)
Intercepted two or more passes in a game... Robenson Therezie vs. Washington State, 2013 (2)
 Intercepted a pass in consecutive games... Jerraud Powers, 2007; at Georgia; vs. Alabama, 2007
 Intercepted a pass in three consecutive games... Jerraud Powers, 2007; vs. Tennessee Tech, at Georgia; vs. Alabama
 Recovered two fumbles in a game... Eltoro Freeman at Georgia, 2011 (2)
 Forced two fumbles in a game... Corey Lemonier at Georgia, 2011 (2)
 Forced and recovered a fumble... Cassanova McKinzy at Vanderbilt, 2012
 Intercepted a pass and had a fumble recovery in a game ... Nick Fairley at Mississippi State, 2010



LAST TIME...

An Auburn Opponent

Scored 50 or more points... Texas A&M, 2012 (63)
Scored 40 or more points... Alabama, 2012 (49)
Had 350 or more yards rushing... Texas A&M, 2012 (352)
Had 300 or more yards rushing... Texas A&M, 2012 (352)
Had 250 or more yards rushing... Alabama, 2012 (267)
Had 50 or more rushing attempts... Clemson, 2012 (52)
Had five or more rushing TDs... Texas A&M, 2012 (6)
Had 500 yards passing... Northwestern [Outback], 2009 (532)
Had 400 yards passing... Arkansas, 2010 (428)
Had 350 yards passing... Clemson, 2011 (386)
Had 300 yards passing... Washington State, 2013 (344)
Had 60 or more pass attempts... Washington State, 2013 (65)
Had 50 or more pass attempts... Washington State, 2013 (65)
Had 40 or more pass attempts... Washington State, 2013 (65)
Had 30 or more pass completions... Washington State, 2013 (35)
Had 25 or more pass completions... Washington State, 2013 (35)
Had four or more TDs passing... Alabama, 2012 (4)
Had three or more TDs passing... Alabama, 2012 (4)
Had five passes intercepted... Northwestern [Outback], 2009 (5)
Had four passes intercepted... Northwestern [Outback], 2009 (5)
Had 600 yards total offense... Texas A&M, 2012 (671)
Had 500 yards total offense... Texas A&M, 2012 (671)
Had 400 yards total offense... Washington State, 2013 (464)
Had five or more fumbles... South Carolina, 2005 (5)
Lost four or more fumbles... Mississippi State, 2002 (4)
Had four or more turnovers... Louisiana-Monroe, 2010 (3 fum/1 int)
Returned a punt for a TD... LSU, 2005 (Skyler Green, 66)
Returned a kickoff for a TD... Chattanooga, 2010 (Brian Sutherland, 98)
Returned an interception for a TD... Alabama, 2011 (DeMarcus Milliner, 35)
Returned a fumble for a TD... Ole Miss, 2012 (C.M. Johnson, 2)
Returned a blocked punt for a TD... Mississippi State, 2009 (Robert Elliott, 10)
Blocked an Auburn punt... Mississippi State, 2009
Blocked an Auburn field goal... Mississippi State, 2010 (Fletcher Cox)
Had a successful on-side kick... Ole Miss, 2010 (Andrew Ritter/Fon Ingram)
Held Auburn to 300 yards total offense... Alabama, 2012 (163)
Held Auburn to 200 yards total offense... Alabama, 2012 (163)
Held Auburn to 150 yards total offense... Alabama, 2011 (140)
Held Auburn below 100 yards rushing... Alabama, 2013 (92)
Held Auburn below 50 yards rushing... Arkansas, 2012 (40)
Held Auburn to negative yards rushing... Tennessee, 1997 (-15)
Held Auburn below 100 yards passing... Washington State, 2013 (99)
Held Auburn to 10 or fewer first downs... Alabama, 2012 (7)
Had 10 or more penalties... Mississippi State, 2011 (10)
Had 100 or more yards in penalties... Arkansas, 2007 (100)
Had two 100-yard rushers in a game... Georgia, 2012 (Todd Gurley, 116; Keith Marshall, 105)
Had two 100-yard receivers in a game... Northwestern [Outback], 2009 (Andrew Brewer, 133; Drake Dunsmore, 120)
Had a 100-yard rusher and a 100-yard receiver... Alabama, 2012 (Eddie Lacy, 131 rush; Amari Cooper, 109 rec.)
Had a 100-yard rusher and two 100-yard receivers... Tulane, 2006 (Matt Forte, 117 rush; Preston Brown, 139 rec.; Damarcus Davis, 126 rec.)
Did Not Have a Turnover... Georgia, 2012
Scored a safety... LSU, 2012
Scored a two-point conversion... Florida Atlantic, 2011 (Graham Wilbert to Nexon Dorvilus)
Had 35 minutes time of possession... Georgia, 2011 (40:55)

An Opposing Player

Rushed for 200 yards in a game... Andre Ellington, Clemson, 2012 (228)
Rushed for 150 yards in a game... Zac Stacy, Vanderbilt, 2012 (169)
Rushed for 100 yards in a game... Eddie Lacy (131), Alabama, 2012
Passed for 400 yards in a game... Mike Kafka, Northwestern [Outback], 2009 (532)
Passed for 350 yards in a game... Tajh Boyd, Clemson, 2011 (386)
Passed for 300 yards in a game... Connor Halliday, Washington State, 2013 (344)
Attempted 70 passes in a game... Mike Kafka, Northwestern [Outback], 2009 (78)
Attempted 60 passes in a game... Connor Halliday, Washington State, 2013 (65)
Attempted 50 passes in a game... Connor Halliday, Washington State, 2013 (65)
Attempted 40 passes in a game... Connor Halliday, Washington State, 2013 (65)
Completed 40 passes in a game... Mike Kafka, Northwestern [Outback], 2009 (47)
Completed 25 passes in a game... Connor Halliday, Washington State, 2013 (35)
Threw three or more TD passes in a game... A.J. McCarron, Alabama, 2012 (4)
Had 400 yards total offense... Tajh Boyd, Clemson, 2011 (416)
Had 350 yards total offense... Connor Halliday, Washington State, 2013 (358)
Accounted for 5 or more TDs... Johnny Manziel, Texas A&M, 2012 (5)
Threw, Ran and Caught a TD in a game... Bo Wallace, Ole Miss, 2012 (2 rush, 1 pass, 1 rec.)
Caught 10 or more passes... DeAndre Hopkins, Clemson, 2012 (13)
Caught seven or more passes... Gabe Marks, Washington State, 2013 (9)
Three or more players caught seven or more passes... Sammy Watkins (10), DeAndre Hopkins (7), Dwayne Allen (7), Clemson, 2011
Had 100 yards receiving... Amari Cooper, Alabama, 2012 (109)
Had 200 yards receiving... Charles Lee, Central Florida, 1999 (203)
Caught three or more TD passes... Chris Collins, Ole Miss, 2002 (3)
Caught two or more TD passes... Amari Cooper and Kevin Norwood, Alabama, 2012 (2)
Scored three TDs... Johnny Manziel, Texas A&M, 2012 (3)
Had a 90-yard run... Joe Adams, Arkansas, 2011 (92 [TD])
Had an 80-yard run... Jeff Scott, Ole Miss, 2010 (83) [TD]
Had a 70-yard run... Jeff Scott, Ole Miss, 2010 (83) [TD]
Had a 60-yard run... Keith Marshall, Georgia, 2012 (62)
Completed an 80-yard pass... Darren Thomas to Jeff Maehl, Oregon [BCSNCG], 2010 (81)
Completed a 70-yard pass... Darren Thomas to Jeff Maehl, Oregon [BCSNCG], 2010 (81)
Completed a 60-yard pass... Tajh Boyd to Sammy Watkins, Clemson, 2011 (65)
Completed a 50-yard pass... Connor Halliday to Gabe Marks, Washington State, 2013 (53)
Kicked a 50-yard field goal... Steve Lindsey, Ole Miss, 1997 (52)
Had a 70-yard punt... Blake McAdams, Mississippi State, 2007 (73)
Had a 60-yard punt... Brad Wing, LSU, 2012 (60)
Made three or more FGs ... Chandler Catanzaro, Clemson, 2012 (4)

Both Teams

Had a player return an interception for a touchdown... Mississippi State, 2011 [AU Demetruce McNeal 43 yds; MSU Johnathan Banks 27 yds]
Combined for 1,000 yards of total offense... Auburn (435) at Clemson (624), 2011 (1,059)

Items in BOLD set during 2013 season



CAREER STATS UPDATE

Field Goal Percentage (Min. 10 made)

Player	Seasons	FGM	FGA	Pct
1. Scott Etheridge	1992-93	34	43	.791
2. Matt Hawkins	1994-95	26	33	.788
3. Win Lyle	1987-89	45	59	.763
4. Cody Parkey	2010-present	27	36	.750
Wes Byrum	2007-10	60	80	.750
6. Jaret Holmes	1996-97	27	37	.730
7. John Vaughn	2003-06	50	69	.725
8. Ed Dias	1958-60	17	24	.708
9. Gardner Jett	1970-72	23	34	.676
Jim Von Wyl	1990-91	32	48	.667
Robert McGinty	1984	12	18	.667

Field Goals Made

Player	Seasons	Pct	FGA	FGM
1. Wes Byrum	2007-10	.750	80	60
2. John Vaughn	2003-06	.725	69	50
3. Damon Duval	1999-02	.608	74	45
Win Lyle	1987-89	.763	59	45
5. Al Del Greco	1980-83	.609	69	42
6. Jorge Portela	1977-79	.613	62	38
7. Scott Etheridge	1992-93	.791	43	34
8. Jim Von Wyl	1990-91	.667	48	32
9. John Riley	1967-69	.492	63	31
10. Jaret Holmes	1996-97	.730	37	27
Cody Parkey	2010-present	.750	36	27

Most Points Kicking

Player	Seasons	FG	PAT	Pts
1. Wes Byrum	2007-10	60	183	363
2. John Vaughn	2003-06	50	162	312
3. Damon Duval	1999-02	45	125	260
4. Al Del Greco	1980-83	42	110	236
5. Win Lyle	1987-89	45	95	230
6. Jorge Portela	1977-79	38	74	188
7. John Riley	1967-69	31	80	173
8. Scott Etheridge	1992-93	34	65	167
Gardner Jett	1970-72	23	98	167
10. Jaret Holmes	1996-97	27	79	160
Matt Hawkins	1994-95	26	82	160
Cody Parkey	2010-present	27	72	153

PATs Made

Player	Seasons	Pct	Att	Made
1. Wes Byrum	2007-10	.984	186	183
2. John Vaughn	2003-06	.994	163	162
3. Damon Duval	1999-02	1.000	125	125
4. Al Del Greco	1980-83	.991	111	110
5. Gardner Jett	1970-72	.942	104	98
6. Win Lyle	1987-89	.990	96	95
7. Matt Hawkins	1994-95	.932	88	82
8. John Riley	1967-69	.860	93	80
9. Jaret Holmes	1996-97	.963	82	79
Jorge Portela	1977-79	.949	78	74
Cody Parkey	2010-present	.986	73	72

PATs Attempted

Player	Seasons	Made	Pct	Att
1. Wes Byrum	2007-10	183	.984	186
2. John Vaughn	2003-06	162	.994	163
3. Damon Duval	1999-02	125	1.000	125
4. Al Del Greco	1980-83	110	.991	111
5. Gardner Jett	1970-72	98	.942	104
6. Win Lyle	1987-89	95	.990	96
7. John Riley	1967-69	80	.860	93
8. Matt Hawkins	1994-95	82	.932	88
9. Jaret Holmes	1996-97	79	.963	82
10. Jorge Portela	1977-79	74	.949	78
Cody Parkey	2010-present	72	.986	73

PAT Percentage (Min. 30 made)

Player	Seasons	Made	Att	Pct
1. Damon Duval	1999-02	125	125	1.000
Scott Etheridge	1992-93	65	65	1.000
3. John Vaughn	2003-06	162	163	.994
4. Al Del Greco	1980-83	110	111	.991
5. Win Lyle	1987-89	95	96	.990
6. Cody Parkey	2010-present	72	73	.986
7. Wes Byrum	2007-10	183	186	.984
Chris Knapp	1985-86	62	63	.984
9. Neil O'Donoghue	1975-76	32	33	.970
10. Robert McGinty	1984	31	32	.969

Punts

Player	Seasons	Yards	Avg	No
1. Lewis Colbert	1982-85	10179	41.7	244
2. Damon Duval	1999-02	9842	43.4	227
3. Kody Bliss	2003-06	8861	43.9	202
Skip Johnston	1977-79	7220	42.0	172
5. Tommy Lunceford	1965-67	7017	41.0	171
6. Terry Daniel	1992-94	7522	44.5	169
7. Jon Kilgore	1962-64	6631	40.1	163
8. David Beverly	1970-72	6290	39.8	158
9. Brian Shulman	1986-88	6580	41.9	157
10. Steven Clark	2010-present	6099	39.9	153
Clyde Baumgartner	1974-76	6086	39.8	153

Punting Yards

Player	Seasons	No	Avg	Yards
1. Lewis Colbert	1982-85	244	41.7	10179
2. Damon Duval	1999-02	227	43.4	9842
3. Kody Bliss	2003-06	202	43.9	8861
4. Terry Daniel	1992-94	169	44.5	7522
5. Skip Johnston	1977-79	172	42.0	7220
6. Tommy Lunceford	1965-67	171	41.0	7017
7. Jon Kilgore	1962-64	163	40.1	6631
8. Brian Shulman	1986-88	157	41.9	6580
9. David Beverly	1970-72	158	39.8	6290
10. Clyde Baumgartner	1974-76	153	39.8	6086
Steven Clark	2010-present	153	39.9	6099



CAREER STATS UPDATE

Punting Average (Min. 50 punts)

Player	Seasons	No	Yards	Avg
1. Terry Daniel	1992-94	169	7522	44.51
2. Kody Bliss	2003-06	202	8861	43.87
3. Damon Duval	1999-02	227	9842	43.36
4. Jaret Holmes	1996-97	110	4676	42.51
5. Skip Johnston	1977-79	172	7220	41.98
6. Brian Shulman	1986-88	157	6580	41.91
7. Lewis Colbert	1982-85	244	10179	41.72
8. Clinton Durst	2008-09	134	5559	41.49
9. Tommy Lunceford	1965-67	171	7017	41.04
10. Alan Bollinger	1980-81	121	4937	40.80
Steven Clark	2010-present	148	5891	39.80

Rushing Yardage

Player	Seasons	Att	Avg	Yards
1. Bo Jackson	1982-85	650	6.62	4303
2. Carnell Williams	2001-04	741	5.17	3831
3. James Brooks	1977-80	621	5.67	3523
4. Joe Cribbs	1976-79	657	5.13	3368
5. Ben Tate	2006-09	678	4.90	3321
6. Stephen Davis	1993-95	488	5.76	2811
7. Brent Fullwood	1983-86	390	7.15	2789
8. Ronnie Brown	2000-04	513	5.28	2707
9. Onterio McCalebb	2009-12	406	6.37	2586
10. Stacy Danley	1987-90	526	4.61	2427
11. Michael Dyer	2010-11	424	5.51	2335
12. James Joseph	1986-90	452	5.17	2264
13. Kenny Irons	2005-06	454	4.81	2186
14. James Bostic	1991-93	396	5.26	2084
15. Lionel James	1980-83	348	6.14	2068
16. Secdrick McIntyre	1973-76	462	4.31	1992
17. Fob James	1952-55	317	6.03	1913
18. Phil Gargis	1973-76	456	4.13	1884
19. Tommie Agee	1983-86	356	4.87	1735
20. Jimmy Sidle	1962-64	326	5.22	1703
21. Brad Lester	2004-08	371	4.55	1689
22. Joe Childress	1953-55	321	5.19	1667
23. Curtis Kuykendall	1944-45	217	7.46	1619
24. Rudi Johnson	2000	324	4.84	1567
25. Terry Henley	1970-72	343	4.47	1534
26. Tommy Lorino	1956-58	227	6.55	1486
27. Cam Newton	2010	264	5.58	1473
28. Monk Gafford	1940-42	221	6.40	1414
29. Mario Fannin	2007-10	233	5.86	1366
30. Mitzi Jackson	1973-75	243	5.65	1373
31. William Andrews	1976-78	267	5.04	1347
32. Ed Dyas	1958-60	261	4.97	1298
33. Fred Beasley	1994-97	282	4.40	1241
34. Tre Mason	2011-12	214	5.77	1236
35. Tom Bryan	1964-66	265	4.32	1144

Kickoff Returns

Player	Seasons	Avg	Yards	Ret
1. Thomas Bailey	1991-94	20.5	1520	74
2. James Brooks	1977-80	25.4	1726	68
3. Demond Washington	2009-10	26.0	1614	62
4. Tristan Davis	2005-08	26.5	1455	55
5. Onterio McCalebb	2009-12	25.7	1360	53
6. Robert Baker	1995-96	21.3	979	46
7. Markeith Cooper	1996-99	23.9	1077	45
8. Mario Fannin	2006-10	21.5	944	44
Roderick Hood	2000-02	19.9	874	44
10. Tim Carter	1998-01	23.9	956	40
Tre Mason	2011-present	28.4	853	30

Kickoff Return Yardage

Player	Seasons	Ret	Avg	Yards
1. James Brooks	1977-80	68	25.4	1726
2. Demond Washington	2009-10	62	26.0	1614
3. Thomas Bailey	1991-94	74	20.5	1520
4. Tristan Davis	2005-08	55	26.5	1455
5. Onterio McCalebb	2009-12	53	25.7	1360
6. Markeith Cooper	1996-99	45	23.9	1077
7. Robert Baker	1995-96	46	21.3	979
8. Tim Carter	1998-01	40	23.9	956
9. Mario Fannin	2006-10	44	21.5	944
10. Roderick Hood	2000-02	44	19.9	874
Tre Mason	2011-present	30	28.4	853

Kickoff Return Average (Min. 20 returns)

Player	Seasons	Ret	Yards	Avg
1. Tre Mason	2011-present	30	853	28.43
2. Tristan Davis	2005-08	55	1455	26.45
2. Tre Mason	2011-12	27	712	26.37
3. Demond Washington	2009-10	62	1614	26.03
4. Rick Neel	1973-75	26	673	25.88
5. Onterio McCalebb	2009-12	53	1360	25.66
6. James Brooks	1977-80	68	1726	25.38
7. Markeith Cooper	1996-99	45	1077	23.93
8. Tim Carter	1998-01	40	956	23.90
9. Joe Cribbs	1976-79	22	507	23.05
10. Devin Aromashodu	2002-05	38	860	22.63



PAT DYE FIELD AT JORDAN-HARE STADIUM

Jordan-Hare Facts

Dedicated: 1939 (7,500)

Stadium Names

1939: Auburn Stadium

1949: Cliff Hare Stadium

1973: Jordan-Hare Stadium

Capacity:

1949: 21,500

1955: 34,500

1960: 44,500

1970: 61,261

1980: 72,169

1987: 85,214

2000: 85,612

2001: 86,063

2004: 87,451



Jordan-Hare Stadium is Auburn's showcase football stadium, which seats 87,451 with 70 luxury suites located between the lower level and upper deck on the East side.

The stadium was dedicated Nov. 30, 1939, with 7,500 seats. Ten years later, 14,000 more seats were added, and the stadium was named Cliff Hare Stadium (after a member of Auburn's first football team and eventual professor and dean of the School of Chemistry), although only 12 home games were played there over that 10-year span. Additional seats were added in 1955, 1960 and 1970. The West upper deck was completed in 1980; the East upper deck and suites were finished for the 1987 season. The most recent addition to the stadium was the construction of a 30-foot by 74-foot Daktronics LED board in 2007, coming at a cost of \$2.9 million. Auburn was the first school in the SEC to install a high-definition video board display.

The facility was renamed Jordan-Hare Stadium in 1973, recognizing Hall of Fame coach Ralph "Shug"

Jordan. The turf at Jordan-Hare Stadium was officially named after Pat Dye, Auburn's Hall of Fame coach and athletics director, prior to the 2005 Iron Bowl. The Tigers posted a 99-39-4 record in 12 seasons under Dye from 1981-92, and won four SEC championships. Auburn's home games are now played at Pat Dye Field at Jordan-Hare Stadium.

On game days, Auburn's Pat Dye Field at Jordan-Hare Stadium becomes the sixth-largest city in the state of Alabama as Auburn has averaged at least 80,000 fans per game for the last 20 seasons. Since Jordan-Hare Stadium expanded to its current capacity prior to the 2004 season, the Tigers have tallied 28 sell-out games.

Pat Dye Field at Jordan-Hare Stadium is the nation's 10th-largest on-campus stadium with a capacity of 87,451. It is the sixth-largest in the SEC.

The Tigers have won 78.9 percent of their games in Jordan-Hare Stadium since its inception in 1939 and hold an overall record of 289-74-7 there.

Attendance Average

1993	81,062
1994	81,287
1995	81,181
1996	82,468
1997	83,545
1998	81,105
1999	80,905
2000	82,435
2001	85,448
2002	82,943
2003	85,203
2004	83,085
2005	84,161
2006	85,063
2007	84,689
2008	86,915
2009	84,614
2010	86,087
2011	85,792
2012	82,646
2013	85,095

Largest On-Campus Stadiums

1. Michigan Stadium (Michigan)	109,901
2. Beaver Stadium (Penn State)	106,572
3. Neyland Stadium (Tennessee)	102,455
4. Ohio Stadium (Ohio State)	102,329
5. Bryant-Denny Stadium (Alabama)	101,821
6. Darrell K. Royal-Texas Memorial Stadium (Texas)	100,119
7. Sanford Stadium (Georgia)	92,746
8. Tiger Stadium (LSU)	92,542
9. Memorial (Nebraska)	92,000
10. Ben Hill Griffin Stadium (Florida)	88,548
11. Jordan-Hare Stadium (Auburn)	87,451
12. Kyle Field (Texas A&M)	82,600
13. Memorial (Clemson)	82,301
14. Bobby Bowden Field at Doak Campbell Stadium (Florida State)	82,300
15. Gaylord Family Oklahoma Memorial Stadium (Oklahoma)	82,112

28

Since Jordan-Hare Stadium expanded to its current capacity prior to the 2004 season, the Tigers have 28 sold-out games

SEC Champions:

1957, 1983, 1987, 1988, 1989, 2004, 2010

SEC West Champions:

1997, 2000, 2001, 2002, 2004, 2005, 2010

2013 AUBURN FOOTBALL GAME NOTES



AUBURN OFFENSIVE CAREER BESTS

44 • CAMERON ARTIS-PAYNE

Rush Attempts ... 10	Washington State	8/31/13
Rush Yards 52	Washington State	8/31/13
Rush Long..... 19	Washington State	8/31/13

4 • QUAN BRAY

Receptions 6	at Mississippi State	9/8/12
Rec. Yards 50	at Mississippi State	9/8/12
Rec. Long..... 16	at Mississippi State	9/8/12
Kick Ret 2	3x (last at Alabama)	11/24/12
Kick Ret Yds 55	Utah State	9/3/11
Kick Ret Long.... 33	Utah State	9/3/11
Punt Ret..... 3	5x (last vs. Alabama A&M)	11/17/12
Punt Ret Yds 48	Alabama A&M	11/17/12
Punt Ret Long.... 38	NMSU	11/3/12
Completions 1	ULM	9/15/12
Pass Attempts 1	ULM	9/15/12
Pass Yards 34	ULM	9/15/12
Pass TDs 1	ULM	9/15/12

30 • STEVEN CLARK

Punts..... 9	2x (last vs. Florida)	10/15/11
Long Punt 58	Mississippi State	9/10/11
Inside 20 6	at Arkansas	10/8/11

18 • SAMMIE COATES

Receptions 3	Washington State	8/31/13
Rec. Yards 44	Washington State	8/31/13
Rec. Long..... 42	at Ole Miss	10/13/12
Rec. TD..... 1	2x (last vs. Alabama A&M)	11/17/12

89 • JAYLON DENSON

Receptions 1	2x (last vs. Washington State)	8/31/13
Rec. Yards 12	Arkansas	10/6/12
Rec. Long..... 12	Arkansas	10/6/12

11 • BRANDON FULSE

Receptions 2	FAU	9/24/11
Rec. Yards 11	FAU	9/24/11

20 • COREY GRANT

Rush Attempts 9	Washington State	8/31/13
Rush Yards 146	Washington State	8/31/13
Rush Long..... 75	Washington State	8/31/13

5 • RICARDO LOUIS

Receptions 2	Washington State	8/31/13
Rec. Yards 21	vs. NMSU	11/3/12
Rec. Long..... 21	vs. NMSU	11/3/12
Rush Attempts 2	Texas A&M	10/27/12
Rush Yards 2	Texas A&M	10/27/12
Rush Long..... 2	Texas A&M	10/27/12
Kick Ret 2	at Alabama	11/24/12
Kick Ret Yds 37	at Alabama	11/24/12
Kick Ret Lg 25	at Alabama	11/24/12

21 • TRE MASON

Rush Attempts ... 22	2x (last vs. NMSU)	11/3/12
Rush Yds 181	Alabama A&M	11/17/12
Rush Lg 86	Alabama A&M	11/17/12
Rush TD..... 2	2x (last vs. AAMU)	11/17/12
Receptions 3	Georgia	11/10/12
Rec. Yards 34	ULM	9/15/12
Rec. Long..... 34	ULM	9/15/12
AP Yards 187	Alabama A&M	11/17/12
Kick Ret 6	Mississippi State	9/10/11
Kick Ret Yds 176	Utah State	9/3/11
Kick Ret Lg 100	Washington State	8/31/13
Kick Ret TD 1	2x (last vs. Washington State)	8/31/13

14 • NICK MARSHALL

Completions 10	Washington State	8/31/13
Pass Attempts 20	Washington State	8/31/13
Pass Yards 99	Washington State	8/31/13
Pass Long..... 34	Washington State	8/31/13
Rush Attempts 9	Washington State	8/31/13
Rush Yards 27	Washington State	8/31/13
Rush Long..... 8	Washington State	8/31/13

36 • CODY PARKEY

FG Attempts 4	2x (last vs. Clemson)	9/1/12
FGs Made..... 4	2x (last vs. Clemson)	9/1/12
Career Long..... 47	Washington State	8/31/13

35 • JAY PROSCH

Rush Attempts 3	at Alabama	11/24/12
Rush Yards 9	Georgia	11/10/12
Rush Long..... 5	2x (last vs. Georgia)	11/10/12
Rush TD..... 1	2x (last vs. Alabama A&M)	11/17/12
Receptions 2	at Vanderbilt	10/20/12
Rec. Yards 9	at Vanderbilt	10/20/12
Rec. Long..... 8	at Ole Miss	10/13/12

1 • TROVON REED

Receptions 5	Florida Atlantic	5/24/11
Rec. Yards 40	NMSU	11/3/12
Rec. Long..... 40	NMSU	11/3/12
Rec. TD..... 1	NMSU	11/3/12
Rush Attempts 2	at Clemson	9/17/11
Rush Yds 12	at Clemson	9/17/11
Rush Lg..... 10	at Clemson	9/17/11
Punt Ret..... 3	Florida Atlantic	5/24/11
Punt Ret Yds 14	Florida Atlantic	5/24/11
Punt Ret Lg..... 9	2x (last vs. Mississippi State)	9/10/11

81 • C.J. UZOMAH

Receptions 3	Texas A&M	10/27/12
Receiving Yards . 90	Texas A&M	10/27/12
Rec. TDs 1	Texas A&M	10/27/12
Rec. Long..... 38	Texas A&M	10/27/12
Completions 1	at Georgia	11/12/11
Pass Attempts 1	3x (last at Georgia)	11/12/11
Pass Yards 4	at Georgia	11/12/11
Pass TDs 1	at Georgia	11/12/11

12 • JONATHAN WALLACE

Completions 15	Georgia	11/10/12
Pass Attempts 22	Georgia	11/10/12
Pass Yards 181	Georgia	11/10/12
Pass TDs 2	Texas A&M	10/27/12
Pass Long..... 51	Alabama A&M	11/17/12
Rush Attempts ... 13	Texas A&M	10/27/12
Rush Yards 71	Texas A&M	10/27/12
Rush Long..... 12	Texas A&M	10/27/12



AUBURN DEFENSIVE CAREER BESTS

1 • MONTRAVIUS ADAMS

Tackles 2 vs. Washington State 8/31/13
TFL 1.0 vs. Washington State 8/31/13
Sacks 1.0 vs. Washington State 8/31/13

98 • ANGELO BLACKSON

Tackles 5 New Mexico State 11/3/12
TFL 2.0 New Mexico State 11/3/12
Sacks 1.0 New Mexico State 11/3/12
Fumbles Forced 1 2x (last at Vanderbilt) 10/20/12
Fumbles Recovered 1 LSU 9/22/12
Blocked Kicks 1 3x (last vs. ULM) 9/15/12

50 • BEN BRADLEY

Tackles 1 vs. Washington State 8/31/13
TFL 1.0 vs. Washington State 8/31/13
Sacks 1.0 vs. Washington State 8/31/13

92 • KENNETH CARTER

Tackles 5 2x (last at Mississippi State) 9/8/12
TFL 1.0 2x (last at Mississippi State) 9/8/12

11 • CHRIS DAVIS

Tackles 9 at Vanderbilt 10/20/12
Deflections 3 vs. Washington St. 8/31/13
TFL 1.0 2x (last vs. Washington St.) 8/31/13
Punt Ret 1 5x (last vs. Alabama A&M) 11/17/12
Punt Ret Yds 19 Alabama A&M 11/17/12
Punt Ret Long 19 NMSU 11/3/12

94 • NOSA EGUAE

Tackles 9 Mississippi State 9/10/11
TFL 2.5 South Carolina (SECCG) 12/4/10
Sacks 2.0 Georgia 11/13/10

31 • TRENT FISHER

Tackles 5 Texas A&M 10/27/12
Interception 1 Alabama A&M 11/17/12
Int. for TD 1 Alabama A&M 11/17/12
TD yards 60 Alabama A&M 11/17/12

95 • DEE FORD

Tackles 7 Clemson 9/1/12
TFL 2.0 2x (last vs. Alabama A&M) 11/17/12
Sacks 2.0 2x (last vs. Alabama A&M) 11/17/12

17 • KRIS FROST

Tackles 4 vs. Washington St. 8/31/13
Fumbles Forced 1 at Alabama 11/24/12

26 • JUSTIN GARRETT

Tackles 5 Samford 11/19/11
TFL 1.0 Samford 11/19/11

55 • KEYMIYA HARRELL

Tackles 2 New Mexico St. 11/3/12
TFL 1.0 New Mexico St. 11/3/12
Sacks 1.0 New Mexico St. 11/3/12

5 • JAKE HOLLAND

Tackles 11 2x (last vs. Clemson) 9/1/12
TFL 2.0 Utah State 9/3/11
Sacks 1.0 Louisiana-Monroe 10/2/10
Deflections 1 Clemson 9/1/12

15 • JOSHUA HOLSEY

Tackles 5 3x (last vs. Washington St.) 8/31/13
Interception 1 vs. Washington St. 8/31/13
TFL 1.0 2x (last at Alabama) 11/24/12
Deflections 1 5x (last vs. Washington St.) 8/31/13

21 • JONATHAN JONES

Tackles 7 at Ole Miss 10/13/12

30 • CASSANOVA MCKINZY

Tackles 12 at Vanderbilt 10/20/12
TFL 0.5 Arkansas 10/6/12
Fumbles Forced 1 at Vanderbilt 10/20/12
Fumbles Recovered 1 at Vanderbilt 10/20/12

6 • JONATHON MINCY

Tackles 8 2x (last vs. Washington St.) 8/31/13
Deflections 3 vs. Washington St. 8/31/13
Fumbles Forced 1 at Mississippi State 9/8/12
Fumbles Recovered 1 at South Carolina 10/1/11
TFL 1.0 4x (last vs. Texas A&M) 10/27/12
Sacks 1.0 at Ole Miss 10/13/12

10 • LADARIUS OWENS

Tackles 3 2x (last vs. Alabama A&M) 11/17/12
TFL 1.5 2x (last vs. Alabama A&M) 11/17/12
Sacks 1.0 at South Carolina 10/1/11

13 • CRAIG SANDERS

Tackles 4 at Ole Miss 10/13/12
TFL 2.0 vs. Washington State 8/31/13

24 • RYAN SMITH

Tackles 12 Clemson 9/1/12
TFL 1.0 2x (last vs. Virginia, CFA) 12/31/11
Fumbles Recovered 1 2x (last at Alabama) 11/24/12

27 • ROBENSON THEREZIE

Tackles 7 vs. Washington St. 8/31/13
Deflections 1 2x (last vs. Washington St.) 8/31/13
Interceptions 2 vs. Washington St. 8/31/13
TFL 1 2x (last vs. Arkansas) 10/6/12

54 • JEFFREY WHITAKER

Tackles 4 2x (last vs. LSU) 9/22/12
Sacks 0.5 Georgia 11/10/12
TFL 1.0 Ole Miss 10/29/11
Fumbles Forced 1 vs. LSU 9/22/12

19 • RYAN WHITE

Tackles 7 Clemson 9/1/12
Deflections 1 4x (last vs. Ole Miss) 10/29/11

9 • JERMAINE WHITEHEAD

Tackles 12 at Mississippi State 9/8/12
TFL 1.0 2x (last vs. Georgia) 11/10/12
Sacks 1.0 ULM 9/15/12
Interceptions 1 Florida Atlantic 9/24/11
Deflections 2 Arkansas 10/6/12
Fumbles Recovered 1 at Mississippi State 9/8/12

90 • GABE WRIGHT

Tackles 8 at Alabama 11/24/12
TFL 1.0 6x (last vs. Washington State) 8/31/13
Sacks 1.0 at Vanderbilt 10/20/12
Fumbles Forced 1 Arkansas 10/8/11



COACHING STAFF ON THE FIELD




GUS MALZAHN
HEAD COACH



RODNEY GARNER
*ASSOC. HEAD COACH/
DEFENSIVE LINE*



RHETT LASHLEE
*OFFENSIVE COORDINATOR/
QUARTERBACKS*



CHARLIE HARBISON
*CO-DEFENSIVE COORDINATOR/
SAFETIES*



SCOTT FOUNTAIN
*SPECIAL TEAMS COORDINATOR/
TIGHT ENDS*




TIM HORTON
RUNNING BACKS



J.B. GRIMES
OFFENSIVE LINE

COACHING STAFF IN THE BOOTH



ELLIS JOHNSON
*DEFENSIVE COORDINATOR/
LINEBACKERS*



DAMEYUNE CRAIG
*CO-OFFENSIVE COORDINATOR/
WIDE RECEIVERS*



MELVIN SMITH
CORNERBACKS