

<< 2020-21 GAMECOCK BASKETBALL >>

2020-21 SCHEDULE

OVERALL: 3-4 | SEC: 1-2

HOME: 2-0 | AWAY: 0-3 | NEUTRAL: 1-1 | NET: 80

NOVEMBER

25	-/-	Coker +	Canceled
28	-/-	vs. Liberty ^	L, 78-62
29	-/-	vs. Tulsa ^	W, 69-58

DECEMBER

5	10/18	at Houston	L, 77-67
10	-/-	Wofford	Canceled
14	-/-	at George Washington	Canceled
19	-/-	Clemson	Postponed
23	-/-	SC State	Canceled
29	-/-	at Kentucky*	Postponed

JANUARY

2	-/-	Florida A&M	W, 78-71
6	-/-	Texas A&M*	W, 78-54
9	-/-	at Ole Miss*	Postponed
12	-/-	Tennessee*	Postponed
16	RV/-	at LSU*	L, 85-80
19	19/19	at Missouri*	L, 81-70
23	-/-	Auburn*	Noon/ESPN2
27	-/-	Georgia*	7 p.m./ESPN2
30	-/-	at Vanderbilt*	8:30 p.m./SECN

FEBRUARY

3	-/-	at Florida*	6:30 p.m./SECN
6	-/-	Mississippi State*	3:30 p.m./SECN
9	-/-	Alabama*	6:30 p.m./SECN
13	-/-	Ole Miss*	6 p.m./SECN
16	-/-	at Tennessee*	8:30 p.m./SECN
20	-/-	Missouri*	2/4 p.m./ESPN2/U
24	-/-	at Mississippi State*	7 p.m./SECN
27	-/-	at Georgia*	1 p.m./SECN

MARCH

2	-/-	Arkansas*	6:30 p.m./SECN
10-14	-/-	SEC Tournament (Nashville) &	TBD
18-21	-/-	NCAA Tournament 1st/2nd Rounds=	TBD
25-28	-/-	NCAA Regionals <	TBD

APRIL


3	-/-	Final Four %	Indianapolis
5	-/-	National Championship /	Indianapolis

All home games in bold | All times listed Eastern | SECN+ - SEC Network + | SECN - SEC Network | CBSSN - CBS Sports Network | * indicates SEC contest | + exhibition | ^ - Hall of Fame Classic (Kansas City) | & - SEC Tournament (Nashville, Tenn.) | = - NCAA Tournament First and Second Rounds (Various Sites) | < - NCAA Regionals (Various Sites) | % - Final Four (Indianapolis, Ind.) | / - National Championship (Indianapolis, Ind.) ** rank listed is at time of game

PROBABLE GAMECOCK STARTERS (BASED ON PREVIOUS GAME)

#	Name	Ht.	Wt.	Cl.	Hometown	PPG	RPG	Misc.
G 5	J. Couisnard	6-4	216	R-So.	East Chicago, Ind.	11.6	2.7	Career high five 3s pointers vs. TAMU
G 00	A. Lawson	6-6	177	Jr.	Toronto, Canada	16.6*	3.6	Career high 30 points vs. TAMU
G 23	S. Woods	6-2	184	R-Sr.	Columbia, S.C.	2.9	1.7	Two assists and two steals at LSU
F 10	J. Minaya	6-6	215	R-Jr.	Harrington Park, NJ	9.1	8.1	Back-to-back double-doubles vs. LSU, Mizz
F 15	W. Leveque	6-10	242	So.	Brockton, Mass.	6.1	4.6	12 points, matched career best 8 rebs. vs. LSU

* indicates team leader



3-4
1-2 SEC

HEAD COACH: Frank Martin (FIU, '93)

AT CAROLINA: 150-123 (9th season)

CAREER: 267-177 (14th season)

VS. AUBURN: 5-7

TOP SCORER: Lawson (16.6 ppg)

TOP REBOUNDER: Minaya (8.1 rpg)

TOP ASSIST MAKER: Couisnard (3.9 apg)

TOP SHOT BLOCKER: Minaya (1.0 bpg)

STEALS LEADER: Lawson (1.7 spg)

COMMUNICATIONS/PR: Emily Miles

TWITTER UPDATES: @GamecockMBB



8-7
2-5 SEC

HEAD COACH: Bruce Pearl

(Boston College, '82)

AT AUBURN: 133-85 (7th season)

CAREER: 595-230 (26th season)

VS. CAROLINA: 16-6

TOP SCORER: Cooper (22.5 ppg)

TOP REBOUNDER: Powell (6.1 rpg)

TOP ASSIST MAKER: Cooper (8.3 apg)

TOP SHOT BLOCKER: Williams (1.5 bpg)

TOP STEALS LEADER: Cooper (1.5 spg)

COMMUNICATIONS/PR: Cody Voga

TWITTER UPDATES: @AuburnMBB

TIPOFF NOTABLES

> South Carolina opens a two-game homestand on Saturday with a Noon matchup vs. Auburn. The meeting is the only between the two schools this season. Carolina aims to snap a two-game Tiger win streak in the series on Saturday. Fun fact, Saturday's contest vs. Auburn marks Carolina's third-straight game versus an opponent with Tigers as its mascot.

> Missouri jumped out to a 10-point lead in the first three minutes of Tuesday's contest, and the Gamecocks weren't able to overcome the early deficit in the 11-point loss to the 19th-ranked Tigers. Missouri hit 58.3% from the field in the 81-70 win.

> Sophomore forward Trey Anderson had a breakout performance at Mizzou. The San Diego native played a career high 25 minutes off the bench, hitting 7-of-9 from the floor, including a pair of 3s, en route to a career high 17 points. His five rebounds were also a career best.

> Carolina held a four-point lead at halftime of its matchup at LSU behind 18 first-half points from junior guard AJ Lawson, but, the

DIRECTOR OF ATHLETICS COMMUNICATIONS & PUBLIC RELATIONS:

EMILY MILES // EFEENEY@MAILBOX.SC.EDU

CELL: 803-727-3284 // TWITTER: @EMILYMILES_SID

GAMECOCK MEN'S BASKETBALL SOCIAL MEDIA:

#GAMECOCKS

TWITTER AND INSTAGRAM: @GAMECOCKMBB

FACEBOOK: /GAMECOCKMBB

ON THE WEB: GAMECOCKSONLINE.COM

GAME 8

ARENA: Colonial Life Arena (18,000)

BROADCAST: ESPN2

PLAY-BY-PLAY: Beth Mowins

ANALYST: Jimmy Dykes

RADIO: Gamecock Radio Network

IN COLUMBIA: 107.5 The Game

PLAY-BY-PLAY: Derek Scott

ANALYST: Casey Manning

SIRIUS: - | XM: 191 | INTERNET: 962

WATCH: WatchESPN/ESPN App

LIVE STATS: GamecocksOnline.com

AUBURN SERIES: Auburn leads 26-19

IN COLUMBIA: Carolina leads 11-8

SERIES TREND: Auburn has won two straight

LAST MEETING: 80-67 Auburn win on Jan. 22, 2020, in Auburn, Ala.

NUMBERS OF NOTE

22.5 - Junior forward Keyshawn Bryant is averaging 22.5 points per game over the course of the last two games. He tallied a career high 26 at LSU last Saturday, before scoring 19 at Missouri in the mid-week matchup vs. the Tigers.

8.1 - After pulling down 11 at Missouri, r-junior forward Justin Minaya is now averaging a team high 8.1 rebounds per contest, which ranks fourth in the SEC entering weekend action.

19 - The Gamecock defense forced 19 Missouri turnovers earlier this week in the matchup vs. the Tigers. Carolina is now averaging 16.6 opponent turnovers per contest this season, which is fourth in the SEC and 34th nationally.














30 - Junior guard AJ Lawson scored a career high 30 points in the SEC opening win over Texas A&M on Jan. 6. Lawson was a career best 10-of-22 from the floor vs. the Aggies.

COMING UP NEXT


> Carolina stays at home and will host Georgia on Wednesday, Jan. 27, for a 7 p.m. ET matchup. The contest vs. the Bulldogs will be broadcast on ESPN2. South Carolina has won eight straight meetings against Georgia, dating back to the 2017 season.



2020-21 SOUTH CAROLINA BASKETBALL BROADCAST SPOT CHART


00		<p>AJ LAWSON JR. - F - 6-6 - 178 - TORONTO, CANADA/GTA PREP</p> <table border="1"> <thead> <tr> <th></th> <th>MIN</th> <th>PTS</th> <th>RBS</th> <th>AST</th> <th>FG%</th> <th>3FG%</th> <th>FT%</th> </tr> </thead> <tbody> <tr> <td>20-21</td> <td>30.5</td> <td>16.6</td> <td>3.6</td> <td>2.0</td> <td>43.2</td> <td>30.4</td> <td>70.8</td> </tr> <tr> <td>Career</td> <td>29.9</td> <td>13.7</td> <td>3.9</td> <td>2.3</td> <td>41.5</td> <td>34.1</td> <td>69.7</td> </tr> </tbody> </table> <p>Season Highs: 30 points 5 rebounds 5 assists 5 steals</p>		MIN	PTS	RBS	AST	FG%	3FG%	FT%	20-21	30.5	16.6	3.6	2.0	43.2	30.4	70.8	Career	29.9	13.7	3.9	2.3	41.5	34.1	69.7	<ul style="list-style-type: none"> - Named to the 2020 Preseason All-SEC First Team by the league coaches, and the Second Team by the media - Led the Gamecocks with 12 points vs. Liberty (Nov. 28) - Then-Season high 25 points and a pair of steals in win vs. Florida A&M (Jan. 2) - Career high 30 points, behind career best 10 made field goals, in home win vs. Texas A&M (Jan. 6); also hit a trio of 3s vs. the Aggies, marking his third game this season with 3+ makes from 3 - 22 points, 5 rebounds, 5 assists and a career high five steals at LSU (Jan. 16)
	MIN	PTS	RBS	AST	FG%	3FG%	FT%																				
20-21	30.5	16.6	3.6	2.0	43.2	30.4	70.8																				
Career	29.9	13.7	3.9	2.3	41.5	34.1	69.7																				
1		<p>TJ MOSS R-SO. - G - 6-4 - 175 - MEMPHIS, TENN./FINDLAY PREP</p> <table border="1"> <thead> <tr> <th></th> <th>MIN</th> <th>PTS</th> <th>RBS</th> <th>AST</th> <th>FG%</th> <th>3FG%</th> <th>FT%</th> </tr> </thead> <tbody> <tr> <td>20-21</td> <td>17.1</td> <td>5.0</td> <td>1.2</td> <td>1.2</td> <td>61.5</td> <td>71.4</td> <td>80.0</td> </tr> <tr> <td>Career</td> <td>13.9</td> <td>3.1</td> <td>1.1</td> <td>1.5</td> <td>33.8</td> <td>31.5</td> <td>46.4</td> </tr> </tbody> </table> <p>Season Highs: 8 points 2 assists 4 steals</p>		MIN	PTS	RBS	AST	FG%	3FG%	FT%	20-21	17.1	5.0	1.2	1.2	61.5	71.4	80.0	Career	13.9	3.1	1.1	1.5	33.8	31.5	46.4	<ul style="list-style-type: none"> - Saw action in 30 games, averaging 2.0 points, 0.9 rebounds and 1.5 assists in 11.9 minutes per game in 2019-20; had seven games with 2+ assists and one double-figure scoring outing - Scored eight points, with two assists and a team and career high four steals in 24 minutes in win vs. Tulsa (Nov. 29) - Hit a pair of 3s at No. 10 Houston (Dec. 5) en route to eight points, along with two assists - Two 3-pointers and a steal at Missouri (Jan. 19)
	MIN	PTS	RBS	AST	FG%	3FG%	FT%																				
20-21	17.1	5.0	1.2	1.2	61.5	71.4	80.0																				
Career	13.9	3.1	1.1	1.5	33.8	31.5	46.4																				
2		<p>TREY ANDERSON SO. - F - 6-6 - 205 - SAN DIEGO, CALIF./MATER DEI CATHOLIC</p> <table border="1"> <thead> <tr> <th></th> <th>MIN</th> <th>PTS</th> <th>RBS</th> <th>AST</th> <th>FG%</th> <th>3FG%</th> <th>FT%</th> </tr> </thead> <tbody> <tr> <td>20-21</td> <td>11.1</td> <td>5.0</td> <td>2.0</td> <td>0.6</td> <td>68.8</td> <td>40.0</td> <td>33.3</td> </tr> <tr> <td>Career</td> <td>6.0</td> <td>2.1</td> <td>0.8</td> <td>0.2</td> <td>47.8</td> <td>25.0</td> <td>60.0</td> </tr> </tbody> </table> <p>Season Highs: 17 points 5 rebounds 2 assists</p>		MIN	PTS	RBS	AST	FG%	3FG%	FT%	20-21	11.1	5.0	2.0	0.6	68.8	40.0	33.3	Career	6.0	2.1	0.8	0.2	47.8	25.0	60.0	<ul style="list-style-type: none"> - Saw action in eight games during rookie season, averaging 2.8 minutes per outing - Played 18 minutes vs. Florida A&M (Jan. 2), scoring a career best 4 points with 3 rebounds - Hit a pair of jumpers and pulled down two rebounds in home win vs. Texas A&M (Jan. 6) - Career night at Missouri (Jan. 19), hitting 7-of-9 attempts from the floor, including a pair of 3s, en route to a career high 17 points; also five rebounds and two assists vs. the Tigers
	MIN	PTS	RBS	AST	FG%	3FG%	FT%																				
20-21	11.1	5.0	2.0	0.6	68.8	40.0	33.3																				
Career	6.0	2.1	0.8	0.2	47.8	25.0	60.0																				
4		<p>JALYN MCCREARY SO. - F - 6-8 - 235 - MARIETTA, GA./LEGACY EARLY COLLEGE</p> <table border="1"> <thead> <tr> <th></th> <th>MIN</th> <th>PTS</th> <th>RBS</th> <th>BLK</th> <th>FG%</th> <th>3FG%</th> <th>FT%</th> </tr> </thead> <tbody> <tr> <td>20-21</td> <td>13.3</td> <td>4.5</td> <td>4.3</td> <td>1.0</td> <td>61.5</td> <td>0.0</td> <td>50.0</td> </tr> <tr> <td>Career</td> <td>11.8</td> <td>4.2</td> <td>2.9</td> <td>0.5</td> <td>57.9</td> <td>0.0</td> <td>38.8</td> </tr> </tbody> </table> <p>Season Highs: 8 points 9 rebounds 2 blocks</p>		MIN	PTS	RBS	BLK	FG%	3FG%	FT%	20-21	13.3	4.5	4.3	1.0	61.5	0.0	50.0	Career	11.8	4.2	2.9	0.5	57.9	0.0	38.8	<ul style="list-style-type: none"> - Saw action in 27 games, averaging 4.1 points, 2.7 rebounds and 0.4 blocks in 11.5 minutes per outing during rookie season - Had a pair of double-figure scoring games and three games with 2+ blocks; led or shared the team lead in blocks four times in 2019-20 - 8 points, four rebounds and a block in 17 minutes at No. 10 Houston (Dec. 5) - 6 points and a career high 9 rebounds in home win vs. Texas A&M (Jan. 6)
	MIN	PTS	RBS	BLK	FG%	3FG%	FT%																				
20-21	13.3	4.5	4.3	1.0	61.5	0.0	50.0																				
Career	11.8	4.2	2.9	0.5	57.9	0.0	38.8																				
5		<p>JERMAINE COUISNARD (Coos-nard) R-SO. - G - 6-4 - 216 - EAST CHICAGO, IND./EAST CHICAGO CENTRAL</p> <table border="1"> <thead> <tr> <th></th> <th>MIN</th> <th>PTS</th> <th>RBS</th> <th>AST</th> <th>FG%</th> <th>3FG%</th> <th>FT%</th> </tr> </thead> <tbody> <tr> <td>20-21</td> <td>28.6</td> <td>11.6</td> <td>2.7</td> <td>3.9</td> <td>31.5</td> <td>30.4</td> <td>45.8</td> </tr> <tr> <td>Career</td> <td>26.5</td> <td>12.0</td> <td>2.8</td> <td>3.3</td> <td>37.5</td> <td>29.4</td> <td>63.4</td> </tr> </tbody> </table> <p>Season Highs: 20 points 6 rebounds 5 assists 4 steals</p>		MIN	PTS	RBS	AST	FG%	3FG%	FT%	20-21	28.6	11.6	2.7	3.9	31.5	30.4	45.8	Career	26.5	12.0	2.8	3.3	37.5	29.4	63.4	<ul style="list-style-type: none"> - Named to the SEC All-Freshman team by the league coaches following strong conference season - Named to the 2020 Preseason All-SEC Second Team by the conference coaches - Led the Gamecocks with 20 points behind 7 field goals and four 3s, in win over Tulsa (Nov. 29) - 15 points, six rebounds, season high five assists and career high four steals vs. Florida A&M (Jan. 2) - Career high five makes from beyond the arc, also four assists, vs. Texas A&M (Jan. 6) - Dished out five assists at LSU (Jan. 16)
	MIN	PTS	RBS	AST	FG%	3FG%	FT%																				
20-21	28.6	11.6	2.7	3.9	31.5	30.4	45.8																				
Career	26.5	12.0	2.8	3.3	37.5	29.4	63.4																				
10		<p>JUSTIN MINAYA R-JR. - F - 6-6 - 215 - HARRINGTON PARK, N.J./NORTH VALLEY AT OLD TAPPAN</p> <table border="1"> <thead> <tr> <th></th> <th>MIN</th> <th>PTS</th> <th>RBS</th> <th>AST</th> <th>FG%</th> <th>3FG%</th> <th>FT%</th> </tr> </thead> <tbody> <tr> <td>20-21</td> <td>32.8</td> <td>9.1</td> <td>8.1</td> <td>2.4</td> <td>43.6</td> <td>31.3</td> <td>66.7</td> </tr> <tr> <td>Career</td> <td>28.4</td> <td>8.0</td> <td>5.3</td> <td>1.8</td> <td>40.6</td> <td>31.0</td> <td>67.5</td> </tr> </tbody> </table> <p>Season Highs: 13 points 10 rebounds 5 assists 2 steals</p>		MIN	PTS	RBS	AST	FG%	3FG%	FT%	20-21	32.8	9.1	8.1	2.4	43.6	31.3	66.7	Career	28.4	8.0	5.3	1.8	40.6	31.0	67.5	<ul style="list-style-type: none"> - Missed nine games during SEC play last season due to a hand/wrist injury suffered in early February - Third career double-double with 10 points and a team high 10 rebounds in win vs. FAMU (Jan. 2) - 6 points, 8 rebounds, including 5 on the offensive glass, and matched career high with 5 assists in home win vs. Texas A&M - Second double-double of the season (4th career) with 12 points and 10 rebounds at LSU (Jan. 16) - Third double-double of the year with 10 points, game high 11 rebounds at Missouri (Jan. 19)
	MIN	PTS	RBS	AST	FG%	3FG%	FT%																				
20-21	32.8	9.1	8.1	2.4	43.6	31.3	66.7																				
Career	28.4	8.0	5.3	1.8	40.6	31.0	67.5																				
12		<p>TRAE HANNIBAL SO. - G - 6-3 - 220 - HARTSVILLE, S.C./HARTSVILLE</p> <table border="1"> <thead> <tr> <th></th> <th>MIN</th> <th>PTS</th> <th>RBS</th> <th>AST</th> <th>FG%</th> <th>3FG%</th> <th>FT%</th> </tr> </thead> <tbody> <tr> <td>20-21</td> <td>14.9</td> <td>4.1</td> <td>3.0</td> <td>1.3</td> <td>30.0</td> <td>40.0</td> <td>81.8</td> </tr> <tr> <td>Career</td> <td>13.0</td> <td>4.0</td> <td>2.3</td> <td>1.2</td> <td>39.3</td> <td>22.2</td> <td>64.7</td> </tr> </tbody> </table> <p>Season Highs: 6 points 7 rebounds 3 assists 2 steals</p>		MIN	PTS	RBS	AST	FG%	3FG%	FT%	20-21	14.9	4.1	3.0	1.3	30.0	40.0	81.8	Career	13.0	4.0	2.3	1.2	39.3	22.2	64.7	<ul style="list-style-type: none"> - Posted eight games with 2+ assists and two double-figure scoring games as a rookie - Dished out two assists in the season opener vs. Liberty (Nov. 28) - 4 points and two rebounds in win over Tulsa (Nov. 29) - Six points, career high seven rebounds, three assists in 16 minutes at No. 10 Houston (Dec. 5) - Scored five points, with two assists and a steal in home win over Florida A&M (Jan. 2) - Dished out two assists with two steals in home win vs. Texas A&M (Jan. 6)
	MIN	PTS	RBS	AST	FG%	3FG%	FT%																				
20-21	14.9	4.1	3.0	1.3	30.0	40.0	81.8																				
Career	13.0	4.0	2.3	1.2	39.3	22.2	64.7																				
15		<p>WILDENS LEVEQUE (Will-dens La-veck) SO. - F - 6-10 - 242 - BROCKTON, MASS./GOULD ACADEMY</p> <table border="1"> <thead> <tr> <th></th> <th>MIN</th> <th>PTS</th> <th>RBS</th> <th>BLK</th> <th>FG%</th> <th>3FG%</th> <th>FT%</th> </tr> </thead> <tbody> <tr> <td>20-21</td> <td>18.4</td> <td>6.1</td> <td>4.6</td> <td>0.3</td> <td>51.7</td> <td>0.0</td> <td>68.4</td> </tr> <tr> <td>Career</td> <td>11.4</td> <td>3.1</td> <td>2.9</td> <td>0.5</td> <td>57.3</td> <td>0.0</td> <td>53.6</td> </tr> </tbody> </table> <p>Season Highs: 12 points 8 rebounds 2 steals</p>		MIN	PTS	RBS	BLK	FG%	3FG%	FT%	20-21	18.4	6.1	4.6	0.3	51.7	0.0	68.4	Career	11.4	3.1	2.9	0.5	57.3	0.0	53.6	<ul style="list-style-type: none"> - Saw action in 30 games, averaging 2.4 points, 2.6 rebounds and 0.5 blocks in 9.8 minutes per contest - Scored five points and pulled down five rebounds at No. 10 Houston (Dec. 5) - Tallied five points with five rebounds in home win vs. Florida A&M (Jan. 2) - First career double-figure scoring performance in SEC play with 10 points and six rebounds in home win over Texas A&M (Jan. 6) - Strong at LSU (Jan. 16), season high 12 points, 8 rebounds and a block in career high 31 minutes
	MIN	PTS	RBS	BLK	FG%	3FG%	FT%																				
20-21	18.4	6.1	4.6	0.3	51.7	0.0	68.4																				
Career	11.4	3.1	2.9	0.5	57.3	0.0	53.6																				
20		<p>ALANZO FRINK (Ah-LAN-zo) JR. - F - 6-8 - 264 - JERSEY CITY, N.J./ROSELLE CATHOLIC</p> <table border="1"> <thead> <tr> <th></th> <th>MIN</th> <th>PTS</th> <th>RBS</th> <th>BLK</th> <th>FG%</th> <th>3FG%</th> <th>FT%</th> </tr> </thead> <tbody> <tr> <td>20-21</td> <td>18.4</td> <td>3.3</td> <td>3.7</td> <td>0.3</td> <td>44.4</td> <td>0.0</td> <td>50.0</td> </tr> <tr> <td>Career</td> <td>12.2</td> <td>4.1</td> <td>2.9</td> <td>0.5</td> <td>53.3</td> <td>14.3</td> <td>53.5</td> </tr> </tbody> </table> <p>Season Highs: 4 points 9 rebounds</p>		MIN	PTS	RBS	BLK	FG%	3FG%	FT%	20-21	18.4	3.3	3.7	0.3	44.4	0.0	50.0	Career	12.2	4.1	2.9	0.5	53.3	14.3	53.5	<ul style="list-style-type: none"> - Saw action in 30 games with 12 starts on the year, averaging 5.3 points, 3.7 rebounds and 0.7 blocks in 14.3 minutes per game in 2019-20 - Had seven double-figure scoring games during sophomore season and one double-double - Posted six games with 2+ blocks and led or shared the team lead in blocks seven times last season - Pulled down nine rebounds in win over Tulsa (Nov. 29)
	MIN	PTS	RBS	BLK	FG%	3FG%	FT%																				
20-21	18.4	3.3	3.7	0.3	44.4	0.0	50.0																				
Career	12.2	4.1	2.9	0.5	53.3	14.3	53.5																				
21		<p>JA'VON BENSON FR. - F - 6-7 - 253 - COLUMBIA, S.C./RIDGEVIEW</p> <table border="1"> <thead> <tr> <th></th> <th>MIN</th> <th>PTS</th> <th>RBS</th> <th>BLK</th> <th>FG%</th> <th>3FG%</th> <th>FT%</th> </tr> </thead> <tbody> <tr> <td>20-21</td> <td>10.5</td> <td>3.0</td> <td>2.5</td> <td>0.0</td> <td>33.3</td> <td>50.0</td> <td>25.0</td> </tr> </tbody> </table> <p>Season Highs: 6 points 4 rebounds 2 assists</p>		MIN	PTS	RBS	BLK	FG%	3FG%	FT%	20-21	10.5	3.0	2.5	0.0	33.3	50.0	25.0	<ul style="list-style-type: none"> - Helped high school team post back-to-back state championships during junior and senior seasons - Averaged 17.5 points and 11.2 rebounds per game as a senior en route to Class 4A Player of the Year honors - Scored first career points with a 3 vs. Florida A&M (Jan. 2), before finishing with six points, four rebounds and two assists in Gamecock debut 								
	MIN	PTS	RBS	BLK	FG%	3FG%	FT%																				
20-21	10.5	3.0	2.5	0.0	33.3	50.0	25.0																				
23		<p>SEVENTH WOODS R-SR. - G - 6-2 - 184 - COLUMBIA, S.C./HAMMOND SCHOOL/UNC</p> <table border="1"> <thead> <tr> <th></th> <th>MIN</th> <th>PTS</th> <th>RBS</th> <th>AST</th> <th>FG%</th> <th>3FG%</th> <th>FT%</th> </tr> </thead> <tbody> <tr> <td>20-21</td> <td>17.5</td> <td>2.9</td> <td>1.7</td> <td>2.0</td> <td>29.4</td> <td>0.0</td> <td>0.0</td> </tr> <tr> <td>Career</td> <td>9.3</td> <td>1.9</td> <td>1.1</td> <td>1.5</td> <td>33.8</td> <td>17.6</td> <td>61.8</td> </tr> </tbody> </table> <p>Season Highs: 8 points 4 assists 2 steals</p>		MIN	PTS	RBS	AST	FG%	3FG%	FT%	20-21	17.5	2.9	1.7	2.0	29.4	0.0	0.0	Career	9.3	1.9	1.1	1.5	33.8	17.6	61.8	<ul style="list-style-type: none"> - Saw action in 94 career games at North Carolina, averaging 1.8 points and 1.1 rebounds per game; a member of UNC's 2017 national championship team - Scored eight points on 4-of-7 shooting from the floor in his Gamecock debut vs. Liberty (Nov. 28) - Dished out three assists with two steals in win vs. Tulsa (Nov. 29) - Eight points, four rebounds and a season high four assists in home win vs. Florida A&M (Jan. 2) - Had three assists in home win vs. Texas A&M (Jan. 6)
	MIN	PTS	RBS	AST	FG%	3FG%	FT%																				
20-21	17.5	2.9	1.7	2.0	29.4	0.0	0.0																				
Career	9.3	1.9	1.1	1.5	33.8	17.6	61.8																				
24		<p>KEYSHAWN BRYANT JR. - F - 6-6 - 195 - WINTER HAVEN, FLA./WINTER HAVEN</p> <table border="1"> <thead> <tr> <th></th> <th>MIN</th> <th>PTS</th> <th>RBS</th> <th>AST</th> <th>FG%</th> <th>3FG%</th> <th>FT%</th> </tr> </thead> <tbody> <tr> <td>20-21</td> <td>25.3</td> <td>13.4</td> <td>4.4</td> <td>0.8</td> <td>51.9</td> <td>16.7</td> <td>60.0</td> </tr> <tr> <td>Career</td> <td>23.1</td> <td>9.4</td> <td>4.1</td> <td>1.3</td> <td>46.5</td> <td>16.0</td> <td>62.1</td> </tr> </tbody> </table> <p>Season Highs: 26 points 7 rebounds 2 assists 4 blocks</p>		MIN	PTS	RBS	AST	FG%	3FG%	FT%	20-21	25.3	13.4	4.4	0.8	51.9	16.7	60.0	Career	23.1	9.4	4.1	1.3	46.5	16.0	62.1	<ul style="list-style-type: none"> - Saw action in 22 games during sophomore campaign, with 20 starts on the year, averaging 9.1 points, 4.4 rebounds, 1.3 assists, 0.8 blocks and 0.8 steals in 21.5 minutes per game - Tallied 10 points in 16 minutes at No. 10 Houston (Dec. 5) - Career game at LSU (Jan. 16), scoring career high 26 points, behind career high 10 makes from the floor, including a 3; also 7 rebounds, two assists and a career high four blocks - Strong at Missouri (Jan. 19), team high 19 points, five rebounds and two blocks
	MIN	PTS	RBS	AST	FG%	3FG%	FT%																				
20-21	25.3	13.4	4.4	0.8	51.9	16.7	60.0																				
Career	23.1	9.4	4.1	1.3	46.5	16.0	62.1																				
50		<p>TRE-VAUGHN MINOTT FR. - C - 6-9 - 280 - MONTREAL, QUEBEC/NBA ACADEMY</p> <table border="1"> <thead> <tr> <th></th> <th>MIN</th> <th>PTS</th> <th>RBS</th> <th>AST</th> <th>FG%</th> <th>3FG%</th> <th>FT%</th> </tr> </thead> <tbody> <tr> <td>20-21</td> <td></td> <td></td> <td></td> <td></td> <td></td> <td></td> <td></td> </tr> </tbody> </table> <p>Season Highs: -</p>		MIN	PTS	RBS	AST	FG%	3FG%	FT%	20-21								<ul style="list-style-type: none"> - Officially joined the Gamecocks on Jan. 8 and is immediately eligible - Has been at the NBA Academy Latin America in Mexico City since Sept. 2019 - NBA Academy team competed at the National Prep School Invitational in Rhode Island and at The Skill Factory Tournament of Champions in Atlanta in 2020 								
	MIN	PTS	RBS	AST	FG%	3FG%	FT%																				
20-21																											

14




NATHAN NELSON
JR. - F - 6-7
- Saw action in 12 games last season

23



MIKE GREEN
SO. - G - 6-2
- Saw action in eight games as a freshman

44



FORD COOPER JR.
SO. - G - 6-3
- Transfer from Missouri State

- projected starters shaded in gray
- projected starters based on previous game

STAT COMPARISON

	SC	AUBURN	NCAA Rank
Record	3-4	8-7	222/183
Conference Record	1-2	2-5	-
Current Streak	L2	L1	-
Scoring Avg.	72.0	76.1	185/92
Opponent Scoring Avg.	72.0	73.0	218/237
Scoring Margin	-	+3.1	210/106
Field Goal %	.424	.449	254/141
Opponent Field Goal %	.453	.433	249/193
3-Point Field Goal %	.304	.326	278/218
Opponent 3-Point Field Goal %	.316	.299	111/53
3-Point Field Goals Made PG	7.4	9.2	156/43
3-Point Field Goal Attempts PG	24.4	28.2	293/11%
Free Throw %	.605	.663	332/263
Opponent Free Throw %	.727	.692	-
Rebounding Avg.	37.7	38.4	106/85
Opponent Rebounding Avg.	33.4	34.9	-
Rebounding Margin	+4.3	+3.5	84/106
Turnovers Avg.	15.7	17.2	293/326
Opponent Turnover Avg.	16.6	15.2	33/91
Assists Avg.	14.1	15.0	129/89
Blocks Avg.	3.1	5.7	174/11
Steals Avg.	7.3	7.2	107/114

% indicates total attempts

NCAA stats games through Jan. 21

INTERVIEW POLICIES

All interview requests must be made in advance to SID Emily Miles in the South Carolina Athletics Communications and Public Relations Office. Beginning with the start of practice in October, Miles will release a weekly coach and student-athlete availability schedule to media.

Post-Game Interview Policy: After each home game, South Carolina student-athletes and head coach Frank Martin will be available via Zoom approximately 8-10 minutes following the conclusion of the game. SID Emily Miles will send the Zoom link information the evening before, or the morning of the game.

Road Interview Policy: Interviews with Coach Martin and Gamecock student-athletes while on the road will also be virtually via Zoom this season. SID Emily Miles will send the Zoom link information the evening before, or the morning of the game.

All interviews are to be coordinated through the Communications and Public Relations Office. This allows the staff to arrange the interview when it best suits the student-athlete's and the reporter's schedules. Please contact the Communications and Public Relations Office in advance to make your interview requests. Media are not permitted to contact student-athletes on their own at any time.

Dormitory, apartment and cell phone numbers for student-athletes will not be provided to the media. Should you need to conduct a telephone interview with a student-athlete, a call will be placed to you from the student-athlete at a mutually agreeable time.

SOUTH CAROLINA MEDIA RELATIONS

Emily Miles, primary contact

Associate Director

cell: 803-727-3284

e-mail: cfeeney@mailbox.sc.edu

Twitter: @EmilyMiles_SID

Website: www.GamecocksOnline.com

Facebook: www.Facebook.com/GamecockMBB

Twitter: @GamecockMBB

Instagram: @GamecockMBB

MORE ON THE NUMBERS

5

> Junior guard AJ Lawson collected a career best five steals at LSU. It marked the first Gamecock with five takeaways in a game since Sindarius Thornwell also had five vs. Texas A&M on Jan. 7, 2017, in Columbia.

3.29

> R-junior forward Justin Minaya leads the Gamecocks with 3.29 offensive rebounds per game. That mark is second in the SEC and 31st nationally entering weekend action vs. Auburn.

26

> Junior forward Keyshawn Bryant had a career game at LSU, scoring a career best 26 points, behind a career high of 10 makes from the field, while also pulling down 7 rebounds, with 2 assists and a career high 4 blocks.

60.0%

> Junior forward Keyshawn Bryant has hit 18-of-his last 30 shots from the floor, 60%, dating back to the LSU contest. Over the course of the last two games, he is averaging 22.5 points per outing.

A SOUTH CAROLINA WIN WOULD ...

- Snap a two-game Auburn win streak in the series
- Improve the Gamecocks to a perfect 3-0 at home this season

Tigers out-scored the Gamecocks 51-42 in the second half to close the home win on Jan. 16. Lawson finished with 22, his third-straight game with 20+, and junior forward Keyshawn Bryant scored a career high 26 in the loss.

> R-sophomore guard Jermaine Cousnard paces the Gamecocks with 27 assists on the year (3.9 per game) against just 16 turnovers, an assist-to-turnover ratio of 1.7 which is third in the SEC. Cousnard has dished out at least three assists in six games this season.

> Due to COVID-19 health and safety protocols, South Carolina head coach Frank Martin, assistant coach Chuck Martin, and Doug Edwards, who handles student-athlete development for the team, did not travel with the team to Baton Rouge on Jan. 16. Assistant coach Bruce Shingler was the acting head coach for the matchup vs. the Tigers, along with assistant coach Will Bailey, video coordinator Brian Steele, and special assistant to the head coach John Reynolds.

> Carolina opened SEC play on Jan. 6 with a 78-54 win over visiting Texas A&M at Colonial Life Arena. Junior guard AJ Lawson scored a career high 30 points in the win, R-sophomore guard Jermaine Cousnard added 15 points and sophomore forward Wildens Leveque scored a season high 10 points for the Gamecocks.

> Martin is 33-47 (.412) against ranked opponents as a head coach. His teams have four wins over opponents ranked in the top five, and two wins over opponents who are ranked No. 1.

> A pair of Gamecocks collected preseason honors from both the media and SEC coaches during the preseason. Junior guard AJ Lawson earned preseason All-SEC Second-Team accolades from the media, while Lawson (First Team) and Cousnard (Second Team) were honored by the SEC coaches on the preseason teams.

SCOUTING THE TIGERS

> Auburn is 8-7 on the year and is 2-5 in SEC contests.

> The Tigers began the SEC campaign with four consecutive losses, followed by back-to-back wins at Georgia and vs. Kentucky, before suffering a road loss at Arkansas earlier this week.

> Head coach Bruce Pearl is in his seventh season leading the Tigers.

> Freshman guard Sharife Cooper paces the team with 22.5 points and 8.3 assists per game. Allen Flanigan (13.8), Justin Powell (11.7), Jamal Johnson (10.1) and Jaylin Williams (10.0) also average double-figure points.

> In the SEC stats, Auburn is sixth in scoring offense (76.1 ppg) and third in 3-point FG% defense, holding opponents to just 29.9% from beyond the arc. The Tigers are third in assists per game, 15.0, and also in blocks per game, 5.7.

GAMECOCK NOTES TO KNOW

> Head coach Frank Martin is in his ninth season leading the Gamecocks in 2020-21. He is joined by assistant coaches Will Bailey, Chuck Martin and Bruce Shingler, while Andy Assaley is the director of operations for the squad.

> Junior guard AJ Lawson is Carolina's top returning scorer after pacing the team with 13.4 points per game last season. He averaged the same during his rookie campaign, and is just 80 points away from reaching 1,000 for his career.

> Five who started the majority of SEC games last season return to the court for Carolina. Lawson, sophomore guard Jermaine Cousnard, who paced the team in league play at 12.1 points per game, junior forward Keyshawn Bryant, junior forward Justin Minaya (missed nine SEC games due to injury last season) and junior forward Alanzo Frink.

> South Carolina returns a core group from last season's squad that finished the shortened campaign with an 18-13 overall record. The Gamecocks return three of their top five scorers, including Lawson (13.4 ppg), Cousnard (12.1 ppg) and junior forward Keyshawn Bryant (9.1 ppg). Junior forward

FOREVER TOGETHER

The Gamecocks will wear the Forever Together patch on their game uniforms this season as a show of unity against systemic racism and social injustice.



CAROLINA BENCH PRODUCTION

GAME	SC-OPP	DIFF.	SC HIGH BENCH SCORER
vs. Liberty	24-21	+3	Woods, 8
vs. Tulsa	15-19	-4	Moss, 8
at Houston	27-16	+11	McCreary/Moss, 8
Wofford		canceled	
at George Wash.		canceled	
Clemson		postponed	
SC State		canceled	
at Kentucky		postponed	
Florida A&M	15-15	-	Benson, 6
Texas A&M	15-4	+11	McCreary, 6
at Ole Miss		postponed	
Tennessee		postponed	
at LSU	29-6	+23	Bryant, 26
at Missouri	45-18	+27	Bryant, 19
Auburn			
Georgia			
at Vanderbilt			
at Florida			
Miss. State			
Alabama			
Ole Miss			
at Tennessee			
Missouri			
at Miss. State			
at Georgia			
Arkansas			

CAROLINA SPECIALTY STATS

(OT) points off turnovers; (PP) points in paint; (2nd) second chance points; (FB) fast break points

(South Carolina-Opponent)

GAME	OT	PP	2ND	FB
vs. Liberty	10-10	30-30	13-7	10-2
vs. Tulsa	19-21	26-26	10-4	15-6
at Houston	9-21	22-30	9-10	13-18
Wofford		canceled		
at George Wash.		canceled		
Clemson		postponed		
SC State		canceled		
at Kentucky		postponed		
Florida A&M	11-11	40-26	14-5	20-15
Texas A&M	21-15	34-22	20-8	11-7
at Ole Miss		postponed		
Tennessee		postponed		
at LSU	17-14	44-38	17-17	21-11
at Missouri	18-23	32-40	16-9	7-20
Auburn				
Georgia				
at Vanderbilt				
at Florida				
Miss. State				
Alabama				
Ole Miss				
at Tennessee				
Missouri				
at Miss. State				
at Georgia				
Arkansas				
SC Total	105	228	99	97
SC Average	15.0	32.6	14.1	13.9
Opp Total	115	212	60	79
Opp Average	16.4	30.3	8.6	11.3



SOUTHEASTERN CONFERENCE STANDINGS

As of Jan. 20

Team	Conference	Overall
Alabama	7-0	12-3
LSU	5-2	10-3
Tennessee	4-2	10-2
Missouri	3-2	9-2
Florida	4-3	7-4
Mississippi State	4-3	9-6
Kentucky	3-3	4-9
Arkansas	3-4	11-4
Georgia	2-4	9-4
Ole Miss	2-4	7-6
South Carolina	1-2	3-4
Texas A&M	2-4	4-5
Auburn	2-5	8-7
Vanderbilt	0-4	4-6

SCORES AND SCHEDULE IN THE SEC

Tuesday, January 19

*at Florida 75, #6 Tennessee 49
 *at #19 Missouri 81, South Carolina 70
 *#18 Alabama 105, at LSU 75
 *Ole Miss 64, at Mississippi State 46

Wednesday, January 20

*at Georgia 63, Kentucky 62
 *at Arkansas 75, Auburn 73
 *Texas A&M at Vanderbilt postponed

Saturday, January 23

*Auburn at South Carolina ESPN2 12:00 pm
 *Arkansas at Vanderbilt SEC Network 1:00 pm
 *Florida at Georgia ESPN2 2:00 pm
 *Texas A&M at Ole Miss SEC Network 3:30 pm
 *Mississippi State at #18 Alabama SEC Network 6:00 pm
 *LSU at Kentucky ESPN 6:00 pm
 *#19 Missouri at #6 Tennessee SEC Network 8:30 pm

Tuesday, January 26

*Kentucky at Alabama ESPN/2 7:00 pm
 *Mississippi State at Tennessee SEC Network 7:00 pm
 *Missouri at Auburn ESPN2 9:00 pm
 *LSU at Texas A&M SEC Network 9:00 pm

Wednesday, January 27

*Vanderbilt at Florida SEC Network 6:30 pm
 *Georgia at South Carolina ESPN2 7:00 pm
 *Ole Miss at Arkansas SEC Network 8:30 pm

ASSOCIATED PRESS TOP 25

Jan. 18, 2021

Rk.	Team	Record	Pts.
1	Gonzaga	14-0	1598
2	Baylor	12-0	1538
3	Villanova	8-1	1445
4	Iowa	12-2	1420
5	Texas	11-2	1289
6	Tennessee	10-1	1242
7	Michigan	11-1	1197
8	Houston	11-1	1155
9	Kansas	10-3	1072
10	Wisconsin	11-3	939
11	Creighton	10-3	833
12	Texas Tech	11-4	792
13	Virginia	9-2	778
14	West Virginia	9-4	732
15	Ohio State	11-3	631
16	Virginia Tech	11-2	536
17	Minnesota	11-4	507
18	Alabama	11-3	487
19	Missouri	8-2	462
20	Clemson	9-2	354
21	Oregon	9-2	235
22	Illinois	9-5	232
23	UConn	7-1	209
24	UCLA	11-2	195
25	Saint Louis	7-1	172

Others receiving votes: Louisville 155, Colorado 148, Oklahoma State 119, Florida State 112, USC 74, Duke 43, Drake 42, LSU 20, Boise State 15, Xavier 7, Belmont 5, Winthrop 3, Michigan State 3, Toledo 2, Purdue 1, Utah State 1

Dropped from rankings: Louisville 16, Duke 19

ESPN/USA TODAY TOP 25

Jan. 18, 2021

Rk.	Team	Record	Pts.
1	Gonzaga	14-0	772
2	Baylor	12-0	747
3	Villanova	8-1	708
4	Iowa	12-2	659
5	Texas	11-2	612
6	Tennessee	10-1	598
7	Michigan	11-1	587
8	Houston	11-1	550
9	Kansas	10-3	490
10	Wisconsin	11-3	424
11	Creighton	10-3	372
12	Virginia	9-2	362
13	Texas Tech	11-4	327
14	Virginia Tech	11-2	274
15	West Virginia	9-4	272
16	Alabama	11-3	264
17	Minnesota	11-4	257
18	Ohio State	11-3	234
19	Missouri	8-2	228
20	UCLA	11-2	210
21	Oregon	9-2	189
22	Clemson	9-2	154
23	Colorado	11-3	111
24	Illinois	9-5	110
25	Florida State	7-2	85

Others receiving votes: Louisville 84, UConn 82, Saint Louis 66, USC 58, Oklahoma State 53, Duke 36, Boise State 28, Drake 20, Xavier 16, LSU 14, Richmond 9, Michigan State 4, San Diego State 3, Toledo 2, Belmont 2, Tulsa 1, Rutgers 1

Dropped from rankings: Louisville 18, Duke 23, Saint Louis 24

SERIES BREAKDOWN

> Auburn holds a 26-19 advantage in the all-time series vs. South Carolina
> The Tigers have won two in a row, and three of the last five meetings, however, the last 10 meetings are even at five wins each
> Below is a breakdown of the series and a look at the last 10 games:

AUBURN (19-26)

H: 8-11; A: 8-12; N: 3-3

F. 26, 2014	A	67-83		L
M. 12, 2014	N	74-56	W	
J. 17, 2015	A	68-71		L
J. 5, 2016	A	81-69	W	
J. 24, 2017	H	98-69	W	
F. 17, 2018	H	84-75	W	
M. 3, 2018	A	70-79		L
J. 22, 2019	H	80-77	W	
M. 15, 2019	N	64-73		L
J. 22, 2020	A	67-80		L

HONORS COURT

> JERMAINE COUISNARD

- Preseason All-SEC Second Team (coaches)

> AJ LAWSON

- Preseason All-SEC Second Team (media)
- Preseason All-SEC First Team (coaches)

FRANK MARTIN HONORS

2016-17, Recipient

Jim Phelan National Coach of the Year
CollegeInsider.com

2015-16, Recipient

Jim Phelan Award Mid-Season Honors
CollegeInsider.com

2009-10, Finalist

National Coach of the Year
Associated Press
Naismith Trophy Coach of the Year
Atlanta Tipoff Club

2009-10, Finalist

Jim Phelan National Coach of the Year
CollegeInsider.com

2009-10 District Coach of the Year

National Association of Basketball Coaches
U.S. Basketball Writers Association

2009-10 Big 12 Coach of the Year

League Coaches, Associated Press, The Sporting News, Kansas City Star

2007-08 Big 12 Coach of the Year

CollegeInsider.com

BREAKING DOWN THE DEFENSIVE NUMBERS

39.3%

> Once again Martin had his team playing outstanding defense in 2019-20, as the Gamecocks held opponents to just 39.3 percent from the field, which led the SEC and ranked 18th nationally.

9+

> In the win over Tulsa on Nov. 29, Carolina held the Golden Hurricane scoreless for 9+ minutes in the second half. Tulsa missed 13 consecutive field goals in the stretch.

34.0%

> The Gamecock defense was locked in during the 24-point win over Texas A&M on Jan. 6, in Columbia. Carolina held the Aggies to an opponent season low 34.0% from the floor, 17 made baskets overall, and just six makes in the second half.

Justin Minaya, who missed nine games last season due to injury, added 7.8 points per game in 2019-20.

> From last season, the biggest absence from the lineup will be graduated four-year starter Maik Kotsar. Kotsar had a career year, averaging 11.2 points and 6.3 rebounds per game, while also leading the Gamecocks in blocks (1.1 per game) and steals at 1.5 per outing in 2019-20. Kotsar, who was a starter during his rookie season on Carolina's 2017 Final Four squad, also played a team high 30.4 minutes per game a year ago.

> The Gamecocks posted a 78-71 win over Florida A&M on Jan. 2 in their home opener, using a 9-2 run over the final five minutes to secure the win. Junior guard AJ Lawson's then-career high nine made field goals saw him post a team best 25 points in the win, sophomore guard Jermaine Couisnard added 15, and junior forward Justin Minaya posted his first double-double of the season with 10 points and a team high 10 rebounds. The Gamecocks had nine players available for the contest.

> South Carolina returned to the court for the first time since Dec. 5 when it hosted Florida A&M on Jan. 2. The contest marked the Gamecocks' first game in 28 days due to a combination of positive COVID-19 tests, contact tracing and subsequent quarantining of individuals within the South Carolina program.

> The Gamecocks held a halftime lead on the road at No. 10 Houston (Dec. 5), however, the Cougars battled back in the second half and closed a 77-67 win. Junior forward Justin Minaya hit all three of his attempts from beyond the arc and led Carolina with 13 points in the loss.

> On Nov. 29, Carolina held Tulsa scoreless for 9+ minutes in the second half and used a 15-0 run to close a 69-58 win over the Golden Hurricane at the Hall of Fame Classic in Kansas City. The win was Carolina's first on the year, and improved the Gamecocks' record to 1-1 after opening action in Kansas City with a 78-62 loss to Liberty (Nov. 28).

> Junior guard AJ Lawson was named to the Hall of Fame Classic All-Tournament Team after a pair of double-figure scoring outings at the event. Lawson led the Gamecocks with 12 vs. Liberty, before a 17-point outing behind four 3s in the win over Tulsa. On the weekend, Lawson was 6-of-13 (46.2%) from range, while also dishing out three assists and collecting three steals.

> R-sophomore guard Jermaine Couisnard led Carolina with 20 points in the win vs. Tulsa. It marked the third 20-point outing of his career. Dating back to the start of SEC play last season, he has now hit double-figures in 19 of his last 22 games.

BY THE NUMBERS

10 - The Gamecocks hit a season high 10 3-pointers in the win vs. Texas A&M on Jan. 6, with half of those on the career high performance of five by Jermaine Couisnard. Lawson added three, and Minaya hit a pair as well.

73.4% - South Carolina returns 73.4 percent of its scoring from last season, including leading scorer, junior guard AJ Lawson who averaged 13.4 points per game.

13 - Redshirt-junior forward Justin Minaya led the Gamecocks with a season high 13 points in the Dec. 5 matchup at Houston. Minaya was a combined 1-of-8 from 3 in the first two games of the season, but he was perfect from range vs. the Cougars, hitting all three of his attempts.

17 - The Gamecocks dished a then-season high 17 assists in the win vs. Texas A&M, led by five from R-junior forward Justin Minaya, which matched his career high.

+14 - The Gamecocks out-rebounded Texas A&M (Jan. 6) by 14, its highest margin on the glass this season. It was the highest margin in an SEC contest since a +13 margin over Ole Miss on Dec. 31, 2017 in the SEC opener.

GAMECOCKS ADD TRE-VAUGHN MINOTT

> Tre-Vaughn Minott, a freshman center from Montreal, has joined the Gamecocks and is immediately eligible for competition. Minott has been at the NBA Academy Latin America since Sept. 2019. During his time at the Academy, his squad competed at the National Prep School Invitational in Rhode Island and at The Skill Factory Tournament of Champions in Atlanta in 2020.

COOPER IMMEDIATELY ELIGIBLE FOR COMPETITION

> Sophomore guard Ford Cooper Jr. is immediately eligible to take the court for the Gamecocks this season after the NCAA Division I Council granted a blanket waiver allowing transfer student-athletes to compete immediately. Cooper transferred to Carolina after spending his freshman season at Missouri State, where he played in 27 games with five starts. His 2.9 assist-to-turnover ratio in Missouri Valley Conference contests ranked third in the league. His top scoring output of the season came in a seven-point performance versus Evansville, and his five assists in a matchup at Drake marked a season best. Cooper had 10 games with two or more assists last season as well.

> The Council granted a blanket waiver allowing immediate eligibility to student-athletes who meet certain criteria: the student-athlete must be enrolled full time at the school for the Fall 2020 term, it must be the first transfer from a four-year school, the student-athlete must have left their previous school in good standing academically and not facing disciplinary suspension, and both the head coach and student-athlete must certify that impermissible recruiting did not take place.

KEY STAT

The Gamecocks are 60-5 (.923) when scoring 80 or more points under the direction of head coach Frank Martin. The only losses came against Alabama - in the four overtime thriller during SEC play in 2017 - vs. Stony Brook early in the 2019-20 season, vs. LSU on Feb. 22, 2020, at Alabama on Feb. 29, 2020 and at LSU on Jan. 16, 2021.

LAST SEASON VS. AUBURN



67

GAME 18 (10-8, 2-3)

Auburn, Ala.
Auburn Arena
Jan. 22, 2020

Carolina falls on the road



80

AUBURN - Devan Cambridge scored 26 points, J'Von McCormick added 13 and No. 16 Auburn beat South Carolina 80-67 Wednesday night to stop a two-game skid.

The Tigers started off sluggish but ran away with it down the stretch due in large part to hot shooting off the bench.

Auburn (16-2, 4-2 SEC) had to lean on its role players after the starters went a combined 1 of 10 from the field out of the gate.

Auburn shot 46%, including 14 of 27 in the second half, and outscored South Carolina 38-16 in bench points. The Tigers also shot 86% from the free-throw line, finishing 18 of 21. Three Tigers finished in double figures with Samir Doughty adding 11.

South Carolina (10-8, 2-3) played without starting forward Keyshawn Bryant on the front line who was out with a head injury, but were only outrebounded by four.

The Gamecocks got out to an early lead when the Tigers came out cold from the field but quickly saw their lead vanish after a barrage of 3-pointers from Cambridge and Jamal Johnson just before halftime.

After a 7-0 run cut the Auburn lead to single digits out of the intermission, the Tigers used a 19-4 run to stretch their lead to 77-57 and put the Gamecocks all but away before the 7:00 mark. Auburn finished the game 10 of 27 from 3, and scored 16 points off of 12 South Carolina turnovers.

Jermaine Cousnard led the Gamecocks with 16 points and Justin Minaya added 14.

GAME 18



Official Basketball Box Score - Game Totals - Final Statistics
South Carolina vs Auburn
01/22/20 6:00 pm at Auburn, AL

South Carolina 67 • 10-8, 2-3 SEC

#	Player	Total			3-Ptr			Rebounds			PF	TP	A	TO	Blk	Stl	Min
		FG	FGA	FT	FTA	FG	FGA	FT	FTA	Off							
10	MINAYA, Justin	f	6-12	2-7	0-0	1	6	7	2	14	3	0	0	1	32		
15	LEVEQUE, Willens	f	2-2	0-0	0-2	1	2	3	1	4	0	0	1	3	14		
21	KOTSAR, Maik	f	3-8	0-0	0-0	1	7	8	1	6	5	1	1	0	35		
00	LAWSON, AJ	g	4-8	1-3	2-2	1	3	4	4	11	1	3	1	1	37		
05	COUSNARD, Jermaine	g	7-14	1-5	1-5	2	1	3	2	16	2	2	0	0	31		
01	MOSS, TJ	g	1-3	0-1	0-0	0	1	1	0	2	2	2	0	0	15		
04	MCCREARY, Jalyn	g	2-2	0-0	0-0	2	2	4	4	4	2	2	0	2	14		
20	FRINK, Alanzo	g	0-0	0-0	0-0	0	0	0	0	0	0	1	0	0	1		
52	BOLDEN, Jair	g	4-12	2-5	0-0	0	0	0	3	10	1	0	0	0	21		
	Team					0	3	3									
	Totals		29-61	6-21	3-9	8	25	33	17	67	16	12	3	7	200		

FG % 1st Half: 13-26 50.0% 2nd half: 16-35 45.7% Game: 29-61 47.5% Deadball Rebounds
3FG % 1st Half: 2-8 25.0% 2nd half: 4-13 30.8% Game: 6-21 28.6%
FT % 1st Half: 3-5 60.0% 2nd half: 0-4 0.0% Game: 3-9 33.3%

Auburn 80 • 16-2, 4-2 SEC

#	Player	Total			3-Ptr			Rebounds			PF	TP	A	TO	Blk	Stl	Min
		FG	FGA	FT	FTA	FG	FGA	FT	FTA	Off							
03	Danjel Purifoy	f	0-4	0-4	4-4	1	2	3	2	4	1	2	0	1	23		
23	Isaac Okoro	f	3-7	0-1	2-2	1	2	3	2	8	7	1	0	0	30		
50	Austin Wiley	c	1-4	0-0	4-4	2	6	8	3	6	0	1	0	0	20		
05	J'Von McCormick	g	5-11	1-3	2-3	1	2	3	3	13	5	2	0	0	26		
10	Samir Doughty	g	3-10	1-5	4-4	1	4	5	2	11	4	2	0	2	29		
01	Jamal Johnson	g	2-3	2-3	0-0	0	1	1	1	6	0	1	0	0	16		
22	Allen Flanigan	g	1-2	0-1	0-0	0	1	1	2	2	0	1	0	0	14		
24	Anfernee McLemore	g	1-2	0-1	2-2	1	6	7	0	4	0	1	2	0	21		
35	Devan Cambridge	g	10-14	6-9	0-2	1	4	5	1	26	0	0	0	0	21		
	Team					1	0	1									
	Totals		26-57	10-27	18-21	9	28	37	16	80	17	12	2	3	200		

FG % 1st Half: 12-30 40.0% 2nd half: 14-27 51.9% Game: 26-57 45.6% Deadball Rebounds
3FG % 1st Half: 5-16 31.3% 2nd half: 5-11 45.5% Game: 10-27 37.0%
FT % 1st Half: 10-11 90.9% 2nd half: 8-10 80.0% Game: 18-21 85.7%

Officials: K.B. Burdett Jr., Chuck Jones, Joe Lindsay
Technical fouls: South Carolina-None, Auburn-None.
Attendance: 8430
2019-20 Men's Basketball, Round: 0, Auburn vs South Carolina, Played at Auburn

Score by periods	1st		2nd		Total
	1st	2nd	1st	2nd	
South Carolina	31	36			67
Auburn	39	41			80

Points	In	Off	2nd	Fast	Bench
SC	36	9	10	10	16
AUB	32	16	8	14	38

Last FG - SC 2nd-02:39, AUB 2nd-07:15. Score tied - 3 times.
Largest lead - SC by 7 1st-12:20, AUB by 21 2nd-07:14. Lead changed - 2 times.
SC led for 09:01, AUB led for 28:14, Game was tied for 02:45.

GAME NOTES

> Redshirt freshman guard Jermaine Cousnard logged his fourth straight SEC game in double figures leading the team with 16 points.

> Redshirt sophomore Justin Minaya followed up a career-best effort at Texas A&M with 14 points tonight against the Tigers. He was 6-of-12 from the field and also pulled down seven rebounds.

> Sophomore AJ Lawson (11) and redshirt junior Jair Bolden (10 - all in the second half) joined Cousnard and Minaya in double figures.

> For the second straight game, senior Maik Kotsar led Carolina in rebounds (8) and assists (5).

ROSTER BREAKDOWN

Returning Starters (4)

AJ Lawson
Jermaine Cousinard
Keyshawn Bryant
Justin Minaya
** based on starters for the bulk of the season*

Returning Letterwinners (12)

Trey Anderson
Keyshawn Bryant
Jermaine Cousinard
Alanzo Frink
Mike Green
Trae Hannibal
AJ Lawson
Wildens Leveque
Jalyn McCreary
Justin Minaya
TJ Moss
Nathan Nelson

Guards (7)

Ford Cooper Jr.
Jermaine Cousinard
Mike Green
Trae Hannibal
AJ Lawson
TJ Moss
Seventh Woods

Forwards/Center (9)

Trey Anderson
Ja'Von Benson
Keyshawn Bryant
Alanzo Frink
Wildens Leveque
Jalyn McCreary
Justin Minaya
Tre-Vaughn Minott
Nathan Nelson

By Height

Wildens Leveque (6-10)
Tre-Vaughn Minott (6-9)
Alanzo Frink (6-8)
Jalyn McCreary (6-8)
Ja'Von Benson (6-7)
Nathan Nelson (6-7)
Trey Anderson (6-6)
Keyshawn Bryant (6-6)
AJ Lawson (6-6)
Justin Minaya (6-6)
Jermaine Cousinard (6-4)
TJ Moss (6-4)
Ford Cooper Jr. (6-3)
Trae Hannibal (6-3)
Mike Green (6-2)
Seventh Woods (6-2)

2020-21 SOUTH CAROLINA MEN'S BASKETBALL ROSTER

Alphabetical Roster

No.	Name	Pos.	Ht.	Wt.	Cl.	Exp.	Hometown/High/Last School
2	Trey Anderson	F	6-6	205	SO	1VL	San Diego, Calif./Mater Dei Catholic
21	Ja'Von Benson	F	6-7	253	FR	HS	Columbia, S.C./Ridgeview
24	Keyshawn Bryant	F	6-6	195	JR	2VL	Winter Haven, Fla./Winter Haven
44	Ford Cooper Jr.	G	6-3	187	SO	1VL	Charlotte, N.C./United Faith Christian Academy/Missouri State
5	Jermaine Cousinard	G	6-4	216	R-SO	1VL	East Chicago, Ind./East Chicago Central/Montverde Academy
20	Alanzo Frink	F	6-8	264	JR	2VL	Jersey City, N.J./Roselle (N.J.) Catholic
13	Mike Green	G	6-2	185	SO	1VL	Myrtle Beach, S.C./Christian Academy of Myrtle Beach
12	Trae Hannibal	G	6-3	207	SO	1VL	Hartsville, S.C./Hartsville
00	AJ Lawson	G	6-6	177	JR	2VL	Toronto, Ontario, Canada/GTA Prep
15	Wildens Leveque	F	6-10	242	SO	1VL	Brockton, Mass./Gould Academy
4	Jalyn McCreary	F	6-8	235	SO	1VL	Marietta, Ga./Legacy Early College
10	Justin Minaya	F	6-6	215	R-JR	2VL	Harrington Park, N.J./Northern Valley at Old Tappan
50	Tre-Vaughn Minott	C	6-9	280	FR.	HS	Montreal, Quebec, Canada/NBA Academy Latin America (Mexico City)
1	TJ Moss	G	6-4	175	R-SO	1VL	Memphis, Tenn./Findlay Prep (Nevada)
14	Nathan Nelson	F	6-7	201	JR	2VL	Murfreesboro, Tenn./Blackman
23	Seventh Woods	G	6-2	184	R-SR	3VL	Columbia, S.C./Hammond School/North Carolina

Numerical Roster

No.	Name	Pos.	Ht.	Wt.	Cl.	Exp.	Hometown/High/Last School
00	AJ Lawson	G	6-6	177	JR	2VL	Toronto, Ontario, Canada/GTA Prep
1	TJ Moss	G	6-4	175	R-SO	1VL	Memphis, Tenn./Findlay Prep (Nevada)
2	Trey Anderson	F	6-6	205	SO	1VL	San Diego, Calif./Mater Dei Catholic
4	Jalyn McCreary	F	6-8	235	SO	1VL	Marietta, Ga./Legacy Early College
5	Jermaine Cousinard	G	6-4	216	R-SO	1VL	East Chicago, Ind./East Chicago Central/Montverde Academy
10	Justin Minaya	F	6-6	215	R-JR	2VL	Harrington Park, N.J./Northern Valley at Old Tappan
12	Trae Hannibal	G	6-3	220	SO	1VL	Hartsville, S.C./Hartsville
13	Mike Green	G	6-2	185	SO	1VL	Myrtle Beach, S.C./Christian Academy of Myrtle Beach
14	Nathan Nelson	F	6-7	201	JR	2VL	Murfreesboro, Tenn./Blackman
15	Wildens Leveque	F	6-10	242	SO	1VL	Brockton, Mass./Gould Academy
20	Alanzo Frink	F	6-8	264	JR	2VL	Jersey City, N.J./Roselle (N.J.) Catholic
21	Ja'Von Benson	F	6-7	253	FR	HS	Columbia, S.C./Ridgeview
23	Seventh Woods	G	6-2	184	R-SR	3VL	Columbia, S.C./Hammond School/North Carolina
24	Keyshawn Bryant	F	6-6	195	JR	2VL	Winter Haven, Fla./Winter Haven
44	Ford Cooper Jr.	G	6-3	187	SO	1VL	Charlotte, N.C./United Faith Christian Academy/Missouri State
50	Tre-Vaughn Minott	C	6-9	280	FR.	HS	Montreal, Quebec, Canada/NBA Academy Latin America (Mexico City)

Head Coach: Frank Martin (Florida International, '93)

Assistant Coach: Will Bailey (UAB, '97)

Assistant Coach: Chuck Martin (Monmouth, '93)

Assistant Coach: Bruce Shingler (St. Augustine's College, '05)

Strength & Conditioning Coach: Scott Greenawalt (Muskingum College, '98)

Director of Basketball Operations: Andy Assaley (Cincinnati, '96)

Athletic Trainer: Mark Rodger (Buffalo, '01)

Video Coordinator: Brian Steele (South Carolina, '17)

Student-Athlete Development: Doug Edwards (Florida State, '07)

Special Assistant to the Head Coach/Director of On Campus Recruiting: John Reynolds (Citadel, '11)

Administrative Assistant: John Ragin (South Carolina '19)

Director of Athletics Communications and Public Relations: Emily Miles (Ball State, '03)

TOP RETURNING ...

Scorer	Lawson (13.4 ppg)
Rebounder	Minaya (6.0 rpg)
Assist Maker	Cousinard (3.2 apg)
FG Shooter *	Bryant (46.4%)
3-Point FG Shooter \$	Lawson (33.9%)
FT Shooter \$	Lawson (72.4%)
Shot Blocker	Minaya (0.9 bpg)
Steal Maker	Lawson (1.2 spg)

* at least 100 attempts

\$ at least 50 attempts

PRONUNCIATION GUIDE

JUH-Von Benson
Jermaine Coos-nard
Wildens La-veck
Tre-Vaughn MY-KNOT

2020-21 SOUTH CAROLINA QUICK FACTS

UNIVERSITY INFORMATION

Location.....	Columbia, S.C.
Founded.....	1801
Enrollment.....	34,795
Nickname.....	Gamecocks
Colors.....	Garnet (PMS 202) and Black
National Affiliation.....	NCAA Division I
Conference.....	Southeastern (SEC)
Athletics Web Address.....	www.GamecocksOnline.com
University Web Address.....	www.sc.edu
President.....	Bob Caslen
NCAA Representative.....	Dr. Valinda Littlefield
Athletics Director.....	Ray Tanner
Basketball Administrator/.....	Steve Eigenbrot, Executive Associate AD

BASKETBALL STAFF/INFORMATION

Head Coach.....	Frank Martin (Florida International, '93) 150-123 (9th season at South Carolina) 267-177 (14th season overall)
Assistant Coach.....	Will Bailey (UAB, '97)
Assistant Coach.....	Chuck Martin (Monmouth, '93)
Assistant Coach.....	Bruce Shingler (St. Augustine's College, '05)
Strength & Conditioning Coach.....	Scott Greenawalt (Muskingum College, '98)
Director of Basketball Operations.....	Andy Assaley (Cincinnati, '96)
Athletic Trainer.....	Mark Rodger (Buffalo, '01)
Video Coordinator.....	Brian Steele (South Carolina, '17)
Student-Athlete Development.....	Doug Edwards (Florida State, '07)
Special Assistant to the Head Coach/ Director of On Campus Recruiting.....	John Reynolds (Citadel, '11)
Administrative Assistant.....	John Ragin (South Carolina '19)
Director of Athletics Communications and Public Relations:.....	Emily Miles (Ball State, '03)
Home Arena.....	Colonial Life Arena
Capacity.....	18,000
Arena General Manager.....	Sid Kenyon

BASKETBALL HISTORY

First Year of Basketball.....	1908
All-Time Record.....	1,447-1,272-1 (.532)
Overall Postseason Record.....	30-20 (.600)
NCAA Tournament Appearances.....	9 (1971, 1972, 1973, 1974, 1989, 1997, 1998, 2004, 2017)
NCAA Tournament Record.....	8-10
Last NCAA Tournament Appearance.....	2017, Final Four, 77-73 L to Gonzaga
NIT Appearances.....	12 (1969, 1975, 1978, 1983, 1991, 1996, 2001, 2002, 2005, 2006, 2009, 2016)
NIT Record.....	22-10
Last NIT Appearance.....	2016, L vs. Georgia Tech, 83-66
Conference Championships/Titles.....	SoCon Regular Season (1927, 1933, 1934, 1945); SoCon Tournament Champion (1933); ACC Regular Season (1970); ACC Champion (1971); SEC Regular Season (1997); SEC East Division Co-Champions (2009)

TEAM INFORMATION

2019-20 Record.....	18-13
Southeastern Conference Record/Finish.....	10-8/t-6th
SEC Tournament Record.....	0-0 (NOTE: 2020 SEC Tournament cancelled due to COVID-19 pandemic)
Postseason.....	N/A
Letterwinners Returning/Lost.....	12/3
Starters Returning/Lost.....	4/1
Newcomers.....	2
Roster Breakdown.....	2 seniors, 4 juniors, 8 sophomores, 1 freshman

RETURNING TEAM STATS

Percentage of Scoring.....	1672/2275 (73.4%)
Percentage of Field Goals Made.....	594/832 (71.3%)
Percentage of 3-Point Field Goals Made.....	127/174 (72.9%)
Percentage of Free Throws.....	357/437 (81.6%)
Percentage of Rebounding.....	884/1158 (76.3%)
Percentage of Offensive Rebounding.....	301/370 (81.3%)
Percentage of Assists.....	331/445 (74.3%)
Percentage of Steals.....	168/240 (70.0%)
Percentage of Blocks.....	97/134 (72.3%)
Percentage of Minutes.....	4602/6225 (73.9%)





HEAD COACH FRANK MARTIN

HEAD COACH | 14TH SEASON OVERALL | 267-177 (.601) | NINTH SEASON AT SOUTH CAROLINA | 150-123 (.549)

THE MARTIN FILE

COACHING

Experience

36th year

College Experience

21st season

College Head Coach Experience

14th season

Hire Date At Carolina

March 27, 2012

PERSONAL

Hometown

Miami, Fla.

Alma Mater

Florida International, 1993 (B.A. Physical Ed.)

Family

Wife, Anya

Children, Brandon, Amalia and Christian

COACHING RESUME

High School

Miami Senior High, 1985-93

Varsity Boys' Assistant Coach

Junior Varsity Boys' Head Coach

North Miami High, Head Coach, 1993-95

Miami Senior High, Head Coach, 1995-98

B.T. Washington High, Head Coach, 1999-2000

College Assistant Coach

Northeastern, 2000-04

Cincinnati, 2004-06

Kansas State, 2006-07

College Head Coach

Kansas State, 2007-12

South Carolina, 2012-present

Frank Martin was named the head men's basketball coach at the University of South Carolina on March 27, 2012, becoming the 32nd head coach in the history of the South Carolina program, which enters its 112th season as a varsity sport in 2020-21. Martin owns a 264-173 (.604) overall record as a head coach, entering his 14th season overall, and a 147-119 (.552) record entering his ninth season at South Carolina. Martin was named the 2017 Jim Phelan National Coach of the Year after leading the Gamecocks to the best season in school history during the 2016-17 campaign, as the squad advanced to the program's first Final Four and recorded a school record 26 wins. The 2016-17 campaign would go on to be the best season in school history, as the Gamecocks advanced to the NCAA Tournament for the first time since 2004, posted the first program win in the NCAA Tournament since 1973, and advanced to the school's first Final Four, falling by just four points, 77-73, to Gonzaga in the national semifinals in Phoenix.

In its most recent campaign, Martin had his Gamecocks poised for another postseason run in 2019-20, however, due to the COVID-19 pandemic, the season ended early. South Carolina had posted an 18-13 overall record, and another impressive double-figure win total in league play, as the Gamecocks finished 10-8 in SEC action. Those 10 wins marked the fourth time in the last five seasons that the Gamecocks had double-figure wins in the league, amassing 51 SEC wins during the stretch, with only Kentucky (69) and Florida (54) having more during the timeframe.

Once again Martin had his team playing outstanding defense in 2019-20, as the Gamecocks held opponents to just 39.3 percent from the field, which led the SEC and ranked 18th nationally. Carolina also forced 16 opponents to 15 or more turnovers that season. The Gamecocks also led the SEC with an assist-to-turnover ratio of 1.09 and were second in the league with 7.7 steals per game.

Several Gamecocks would earn academic honors once again, collecting SEC Winter and First-Year Academic Honor Roll accolades, and as a team, Carolina earned the NABC Team Academic Excellence Award.

Prior to his appointment in Columbia, Martin spent the previous five seasons as the head coach at Kansas State University, leading the Wildcats to the NCAA Tournament four times, including a trip to the Elite Eight, during the 2009-10 campaign when the squad won a school record 29 contests.

A native of Miami, Fla., Martin earned his bachelor's degree in physical education from Florida International in 1993. He and his wife, Anya, have three children, Brandon, a junior on the men's basketball team at USC Upstate, Amalia and Christian.

MARTIN'S CAREER RECORD, YEAR-BY-YEAR

YEAR	RECORD	CONFERENCE (FINISH)	POSTSEASON
2007-08	21-12	10-6 (3rd)	1-1; NCAA Tournament 2nd Round
2008-09	22-12	9-7 (t4th)	1-1; NIT
2009-10	29-8	11-5 (t2nd)	3-1; NCAA Tournament Elite Eight
2010-11	23-11	10-6 (t3rd)	1-1; NCAA Tournament Third Round
2011-12	22-11	10-8 (5th)	1-1; NCAA Tournament Third Round
2012-13	14-18	4-14 (t12th)	-
2013-14	14-20	5-13 (13th)	-
2014-15	17-16	6-12 (t11th)	-
2015-16	25-9	11-7 (t3rd)	1-1; NIT
2016-17	26-11	12-6 (t3rd)	4-1; NCAA Final Four
2017-18	17-16	7-11 (t11th)	-
2018-19	16-16	11-7 (t4th)	-
2019-20	18-13	10-8	-
2020-21	3-4	1-2	-
Totals	267-177 (.601)	117-112 (.510)	12-7 (.631)/5 NCAA/2 NIT

GAMECOCK SUPERLATIVES UNDER MARTIN

Most Field Goals Made

- 39, vs. High Point (March 15, 2016)
- 37, vs. Hofstra (Nov. 22, 2015)
- 35, vs. Marquette (March 17, 2017)
- 35, vs. Lander (Dec. 27, 2016)
- 34, vs. Georgia (Feb. 26, 2020)
- 34, vs. George Washington (Nov. 18, 2018)
- 34, vs. Lipscomb (Nov. 27, 2015)
- 34, vs. Marshall (Dec. 30, 2013)

Most Field Goals Attempted

- 88, vs. Alabama (Feb. 7, 2017)
- 82, vs. Cleveland State (Nov. 15, 2019)
- 81, vs. Miss. State (Jan. 8, 2019)
- 75, vs. LSU (Feb. 22, 2020)
- 73, vs. Kentucky (Jan. 15, 2020)
- 73, vs. Georgia (March 3, 2016)

Highest Field Goal Percent

- 60.0 (39-65) vs. High Point (March 15, 2016)
- 58.7 (27-46) vs. Holy Cross (Nov. 13, 2016)
- 58.3 (28-48) vs. Saint Mary's (Dec. 22, 2013)
- 57.7 (30-52) vs. Arkansas (Jan. 26, 2013)
- 56.9 (33-58) at Georgia (Feb. 2, 2019)

Most 3-Point Field Goals Made

- 16, at Texas A&M (Jan. 18, 2020)
- 16, vs. Texas A&M (Feb. 16, 2019)
- 15, vs. Auburn (Jan. 24, 2017)
- 14, at Tennessee (Feb. 13, 2019)
- 13, at Texas A&M (March 5, 2019)
- 13, vs. George Washington (Nov. 18, 2018)
- 13, vs. Georgia (Feb. 21, 2018)
- 13, vs. Rider (Nov. 19, 2012)

Most 3-Point Field Goals Attempted

- 32, vs. Illinois State (Nov. 16, 2017)
- 31, vs. Texas A&M (Feb. 16, 2019)
- 31, vs. Georgia (Feb. 21, 2018)
- 31, vs. Alabama (Feb. 7, 2017)
- 31, vs. Mississippi State (March 13, 2013)

Highest 3-Point Field Goal Percentage (min. 10 attempts)

- 73.3 (11-15) vs. Auburn (March 12, 2014)
- 68.8 (11-16) at Georgia (Feb. 2, 2019)
- 66.7 (10-15) vs. Arkansas (Feb. 9, 2019)
- 60.9 (14-23) at Tennessee (Feb. 13, 2019)
- 58.3 (7-12) vs. Arkansas (Jan. 26, 2013)

Most Free Throws Made

- 46, vs. Memphis (Jan. 2, 2016)
- 35, vs. Alabama (Feb. 7, 2017)
- 30, vs. Arkansas (March 13, 2014)
- 29, vs. Missouri (Jan. 13, 2019)
- 29, vs. Norfolk State (Nov. 14, 2015)

Most Free Throws Attempted

- 63, vs. Memphis (Jan. 2, 2016)
- 50, vs. Alabama (Feb. 7, 2017)
- 46, vs. Alabama (Jan. 30, 2016)
- 42, vs. Norfolk State (Nov. 14, 2015)
- 41, vs. Mississippi State (Jan. 26, 2016)
- 41, vs. Arkansas (March 13, 2014)

Highest Free Throw Percentage (min. 10 attempts)

- 93.8 (15-16) vs. Holy Cross (Nov. 13, 2016)
- 93.3 (14-15) vs. Tennessee (Jan. 20, 2015)
- 92.9 (13-14) at Georgia (Feb. 17, 2015)
- 92.3 (12-13) at Tennessee (March 7, 2015)
- 88.2 (15-17) vs. Gardner-Webb (Nov. 22, 2019)

Most Offensive Rebounds

- 26, vs. Cleveland State (Nov. 15, 2019)
- 26, vs. Vanderbilt (Feb. 13, 2014)
- 24, at St. John's (Nov. 29, 2012)
- 23, vs. Alabama (Feb. 7, 2017)
- 22, at Texas A&M (Feb. 3, 2018)

Most Defensive Rebounds

- 38, vs. Oklahoma State (Dec. 6, 2014)
- 38, vs. Longwood (Nov. 9, 2013)
- 37, vs. Limestone (Dec. 27, 2017)
- 35, vs. George Washington (Dec. 1, 2019)
- 35, vs. Memphis (Jan. 2, 2016)
- 34, vs. Vanderbilt (Jan. 9, 2016)
- 34, vs. Western Carolina (Nov. 30, 2015)

Most Total Rebounds

- 53, vs. Memphis (Jan. 2, 2016)
- 52, vs. Limestone (Dec. 27, 2017)
- 52, vs. Alabama (Feb. 7, 2017)
- 51, vs. Mississippi State (Jan. 26, 2016)
- 51, vs. Western Carolina (Nov. 30, 2015)

Most Personal Fouls

- 33, at Arkansas (Jan. 29, 2020)
- 33, at Georgia (Feb. 22, 2014)
- 32, vs. Illinois State (Nov. 16, 2017)
- 32, vs. Marshall (Dec. 30, 2013)
- 31, at Texas A&M (Jan. 15, 2014)

Most Points

- 98, vs. Auburn (Jan. 24, 2017)
- 97, vs. North Greenville (Dec. 31, 2018)
- 94, vs. Georgia (Feb. 26, 2020)
- 94, vs. LSU (Feb. 10, 2016)
- 94, vs. Hofstra (Nov. 22, 2015)

Fewest Points

- 36, at Florida (Jan. 30, 2012)
- 41, vs. Florida (Feb. 10, 2018)
- 43, at Kentucky (Feb. 14, 2015)
- 43, vs. Kentucky (Jan. 24, 2015)
- 44, vs. Tennessee (March 14, 2014)

Most Assists

- 25, vs. High Point (March 15, 2016)
- 24, vs. Lipscomb (Nov. 27, 2015)
- 23, vs. Auburn (Jan. 24, 2017)
- 22, vs. Georgia (Feb. 26, 2020)
- 22 at Texas A&M (Jan. 18, 2020)
- 22 at UMass (Dec. 4, 2019)
- 22, at FIU (Nov. 27, 2017)
- 22, at Texas A&M (Feb. 6, 2015)
- 22, vs. Rider (Nov. 19, 2012)

Fewest Turnovers

- 5, vs. Georgia (Feb. 21, 2018)
- 5, vs. Gonzaga (April 1, 2017)
- 6, vs. Texas A&M (Jan. 7, 2017)
- 6, vs. Kentucky (March 1, 2014)
- 7, vs. Mississippi State (March 3, 2020)
- 7, vs. Gardner-Webb (Nov. 22, 2019)
- 7, at Georgia (Jan. 13, 2018)
- 7, at USF (Dec. 17, 2016)
- 7, vs. Mississippi State (Feb. 28, 2015)
- 7, at Georgia (Feb. 17, 2015)
- 7, vs. Georgia (Feb. 22, 2014)
- 7, vs. Akron (Dec. 28, 2013)
- 7, at Kentucky (Feb. 5, 2013)
- 7, vs. Vanderbilt (Jan. 19, 2013)

Most Blocks

- 12, vs. Coastal Carolina (Nov. 30, 2018)
- 11, vs. North Greenville (Dec. 31, 2018)
- 11, at Texas A&M (Feb. 3, 2018)
- 10, vs. Lander (Dec. 27, 2016)
- 10, vs. High Point (March 15, 2016)
- 10 vs. UNC Asheville (Nov. 26, 2014)

Most Steals

- 14, at Virginia (Dec. 22, 2019)
- 14, vs. Cleveland State (Nov. 15, 2019)
- 13, vs. Tulsa (Nov. 29, 2020)
- 13, vs. FIU (Dec. 4, 2016)
- 13, vs. Francis Marion (Dec. 30, 2015)
- 13, at Marshall (Dec. 1, 2014)
- 12, at Tennessee (Jan. 11, 2020)
- 12, at Tennessee (Jan. 11, 2017)
- 12, vs. Syracuse (Nov. 26, 2016)
- 12, vs. USF (Dec. 5, 2015)
- 12, vs. Lipscomb (Nov. 27, 2015)
- 12, vs. Ole Miss (March 12, 2015)
- 12, vs. UNC Asheville (Nov. 26, 2014)

Most Points By Opponent

- 97, at Georgia (Jan. 22, 2014)
- 92, Tennessee (Jan. 29, 2019)
- 90, at Alabama (Feb. 29, 2020)
- 90, vs. Georgia (Feb. 26, 2020)
- 90, vs. Alabama (Feb. 7, 2017)
- 90, vs. Missouri (Feb. 28, 2013)
- 89, at Michigan (Dec. 8, 2018)
- 89, vs. Kentucky (Feb. 13, 2016)
- 89, at St. John's (Nov. 29, 2012)

Fewest Points By Opponent

- 32, vs. Wyoming (Nov. 10, 2019)
- 44, vs. Longwood (Nov. 9, 2013)
- 45, vs. Limestone (Dec. 27, 2017)
- 45, vs. Akron (Dec. 28, 2013)
- 45, vs. Cornell (Nov. 20, 2014)
- 45, vs. Clemson (Dec. 19, 2014)

Most Field Goals Made By Opponent

- 36, vs. Tennessee (Jan. 29, 2019)
- 34, at Tennessee (Feb. 13, 2019)
- 33, at St. John's (Nov. 29, 2012)
- 32, vs. Missouri (Feb. 28, 2013)
- 31, vs. Texas A&M (Feb. 16, 2019)
- 31, vs. Wofford (Nov. 26, 2018)
- 31, vs. Kentucky (Feb. 13, 2016)

Fewest Field Goals Made By Opponent

- 9, vs. Wyoming (Nov. 19, 2019)
- 10, vs. Michigan (Nov. 23, 2016)
- 11, vs. Georgia (March 9, 2019)
- 11, vs. Georgia (Jan. 31, 2015)
- 13, vs. Limestone (Dec. 27, 2017)
- 13, vs. Akron (Dec. 28, 2013)
- 13, vs. Longwood (Nov. 9, 2013)

Highest Opponent Field Goal Percent

- 69.6 (32-46) vs. Missouri (Feb. 28, 2013)
- 61.4 (27-44) at Kentucky (Feb. 5, 2013)
- 58.8 (30-51) at Alabama (Jan. 9, 2018)
- 58.5 (24-41) vs. Auburn (Jan. 12, 2013)
- 58.3 (28-48) at Missouri (Jan. 19, 2021)
- 58.3 (28-48) at Kentucky (Jan. 21, 2017)

Most Rebounds By Opponent

- 62, vs. Alabama (Feb. 7, 2017)
- 49, vs. LSU (Jan. 19, 2019)
- 49, vs. Stony Brook (Nov. 9, 2018)
- 49, vs. Seton Hall (Dec. 12, 2016)
- 49, vs. LSU (Feb. 14, 2013)

Fewest Rebounds By Opponent

- 16, vs. Holy Cross (Nov. 13, 2016)
- 20, vs. NC A&T (Dec. 30, 2014)
- 21, vs. Wyoming (Nov. 10, 2019)
- 22, vs. Drexel (Dec. 15, 2015)
- 22, vs. Morgan State (Nov. 16, 2012)
- 23, vs. Hofstra (Nov. 22, 2015)
- 23, vs. Alabama (Jan. 13, 2015)
- 23, vs. Manhattan (Dec. 22, 2012)
- 23, vs. Rider (Nov. 19, 2012)

GAMECOCK BASKETBALL STAFF



> **WILL BAILEY, ASSISTANT COACH**

- > Is in his first season on staff with the Gamecocks
- > Prior to time at Carolina, was an assistant for four seasons at St. Louis
- > Played collegiately at Parkland College and UAB
- > Has over 15 years experience at the Division I level




> **CHUCK MARTIN, ASSISTANT COACH**

- > Is in his fourth season on staff at Carolina
- > Has over 15 years of coaching experience at the Division I level
- > Was the head coach at Marist for five years (2008-13)
- > Played collegiately at Champlain Junior College, before finishing his career at Monmouth



> **BRUCE SHINGLER, ASSISTANT COACH**

- > Is in his fifth season on staff with the Gamecocks
- > Prior to time at Carolina, was an assistant for four seasons at Towson
- > Played collegiately at St. Augustine's College
- > Prior to time in college, coached AAU, sending over 40 of his players to Division I institutions



> **ANDY ASSALEY, DIRECTOR OF OPERATIONS**

- > In his ninth season at Carolina, and his 12th season with Martin
- > Has over 20 years of experience working in college basketball
- > A graduate of Cincinnati



> **SCOTT GREENAWALT, STRENGTH AND CONDITIONING COACH**

- > Ninth season with the Gamecocks and his 12th with Martin
- > Has coached over 10 all-conference players, including Michael Beasley (Kansas State) and Sindarius Thornwell (Carolina)
- > Has helped train numerous professional athletes, such as Kevin Youkilis, former MLB player
- > Played football at Muskingum College in Ohio



> **MARK RODGER, ATHLETIC TRAINER**

- > In his 15th season with the Gamecocks
- > Native of Berlin, Germany, and a graduate of the University of Buffalo



> **DOUG EDWARDS, DIRECTOR OF PLAYER DEVELOPMENT**

- > Is in his ninth season on staff at Carolina
- > Former standout at Florida State, and was the 15th overall pick in the 1993 NBA Draft by the Atlanta Hawks
- > Brother, Allen, is the head coach at Wyoming




> **BRIAN STEELE, VIDEO COORDINATOR**

- > First season on staff with the Gamecocks
- > Prior to his time at Carolina, was an assistant coach at Queens University
- > Three-year letterwinners for the Gamecocks, and was a graduate student manager during historic 2017 Final Four run



**JOHN
REYNOLDS**

Director of On-Campus
Recruiting/Social Media



**JOHN
RAGIN**

Graduate
Student
Manager



**EMILY
MILES**

Director of
Communications and
Public Relations



**JULIAN
FRANKLIN**

Sports
Dietician



COLONIAL LIFE ARENA

HOME OF GAMECOCK BASKETBALL [COLONIAL LIFE ARENA RECORD: 211-100 (.678)]

FUN FACTS ABOUT COLONIAL LIFE ARENA

- > 16,880 cubic yards of earth moved, which is enough to fill 222 swimming pools
- > 3,848 tons of steel, which would weigh equal to 96,200 quarters, which would equal \$24,050
- > 125 miles of cable, which would stretch between Columbia and Folly Beach
- > 1,872 tons of cooling, which would cool an average of 12 grocery stores
- > 205,384 bricks and 60,137 concrete blocks, which would stretch the entire length of Lake Murray (41 miles)
- > 8,750 gallons of paint, which would paint approximately 115 average Columbia 2-story houses
- > 4,781 square yards of carpet, which would carpet approximately the field at Williams-Brice Stadium
- > 443 people working on building the arena at a given time, which would staff 44 fast food restaurants
- > 1,158,000 man-hours to complete Colonial Life Arena, which would equal two working hours from each person living in the Columbia Metro area



SOUTH CAROLINA VS. KENTUCKY, JAN. 16, 2018

KEY ARENA DATES/ MEMORABLE MOMENTS

- > April 2001 - Construction begins
- > Nov. 24, 2002 - Carolina defeats ETSU, 71-66, in its first contest in the building
- > Jan. 8, 2003 - The Gamecocks post a 55-49 win in the first SEC contest at the building over Ole Miss.
- > March 15, 2006 - Carolina defeats Western Kentucky, 74-55, in the first round of the Postseason NIT. The Gamecocks would go on to win their second straight NIT Championship later that month.
- > Jan. 21, 2009 - Zam Fredrick scores on a last second lay-in to propel the Gamecocks past Florida, 70-69, at the buzzer. Carolina would go on to capture the 2009 SEC Eastern Division Co-Championship.
- > Jan. 26, 2010 - Led by heralded senior Devan Downey, Carolina posted its first win over a No. 1 ranked opponent (AP poll) in school history when it defeated top-ranked Kentucky, 68-62.

> Feb. 7, 2017 - The Gamecocks would battle Alabama into a four-overtime contest, with the Crimson Tide eventually closing the 90-86 win. Senior guard Sindarius Thornwell scored 44 points and pulled down 21 rebounds in the game. Carolina would go on to its first Final Four in program history later that season.

> Nov. 15, 2019 - Carolina captures its 200th victory at Colonial Life Arena with a 90-63 win over Cleveland State.



CHRIS SILVA, 2018 AND 2019 FIRST TEAM ALL-SEC (COACHES)



DEVAN DOWNEY VS. KENTUCKY, JAN. 26, 2010



SINDARIUS THORNWELL, 2017 EAST REGIONAL ALL-TOURNAMENT MOST OUTSTANDING PLAYER

2020-21 GAMECOCK SUPERLATIVES

GAMECOCKS' RECORD WHEN ...

At home	2-0
On the road	0-3
At neutral sites	1-1
In overtime	0-0
vs. Top 25 team	0-2
vs. Top 10 team	0-2
vs. Top 3 team	0-0
Leading at half	3-2
Trailing at half	0-2
Tied at half	0-0
Shooting 50% or better	0-0
Shooting between 39-49.9%	3-3
Shooting less than 39%	0-1
Opp. shooting 50% or better	0-2
Opp. shooting between 39-49.9%	2-1
Opp. shooting less than 39%	1-1
Shooting better than opp.	2-0
Shooting worse than/equal to opp.	1-4
Starters out-score opp. starter	3-0
Opp. starters score/equal more	0-4
Bench out-scores opp. bench	1-4
Opp. bench scores/equals more	1-0
Having more FTs than opp.	1-1
Having equal/less FTs than opp.	2-3
Have more TOs than opp.	0-2
Having equal/less TOs than opp.	3-2
Having more rebounds than opp.	3-2
Having equal/less rebounds than opp.	0-2
Making 6 or more 3FGs	3-3
Having 15 or more assists	2-2
Score more points in paint than opp.	0-1
Scoring equal/less points in paint than opp.	3-3
Scoring more points off TOs than opp.	0-1
Scoring equal/less points off TOs than opp.	2-3
Scoring more 2nd-chance points than opp.	2-2
Scoring equal/less 2nd-chance points than opp.	2-2
Scoring more fast break points than opp.	1-2
Scoring equal/less fast break points than opp.	2-2
Wearing White uniforms	1-0
Wearing Garnet uniforms	0-2
Wearing Black uniforms	1-2
Wearing Throwback uniforms	1-0
Playing on live TV/live broadcast	3-4
Playing in November	1-1
Playing in December	0-1
Playing in January	2-2
Playing in February	0-0
Playing in March	0-0
Playing a day-game	2-1
Playing a night-game	1-3
Playing on Sunday	1-0
Playing on a Monday	0-0
Playing on a Tuesday	0-1
Playing on a Wednesday	1-0
Playing on a Thursday	0-0
Playing on a Friday	0-0
Playing on a Saturday	1-3
Scoring margin is 5 points or less	0-1
Margin is between 6-10	1-1
Margin is between 11-20	1-2
Margin is more than 20	1-0
Scoring 59 points or less	0-0
Scoring 60-69 points	1-2
Scoring 70-79 points	2-1
Scoring 80-89 points	0-1
Scoring 90-99 points	0-0
Scoring 100+ points	0-0

MISCELLANEOUS

Current streak	L2
Home court streak	W2
Away streak	L3
Neutral court streak	W1

Scoring Leaders	'20-21	Career
AJ Lawson	3	25
Jermaine Cousnard	1	8
Keyshawn Bryant	2	7
Justin Minaya	1	6
Alanzo Frink		1

Rebounding Leaders	'20-21	Career
Justin Minaya	4	15
AJ Lawson		10
Keyshawn Bryant	1	9
Alanzo Frink	1	6
Jalyn McCreary	1	2
Trae Hannibal	1	1
Wildens Leveque		1
Jermaine Cousnard		1

Assists Leaders	'20-21	Career
AJ Lawson	2	21
Jermaine Cousnard	5	19
Justin Minaya	3	12
TJ Moss		6
Keyshawn Bryant		4
Trae Hannibal	2	3

Blocks Leaders	'20-21	Career
Justin Minaya	4	15
Keyshawn Bryant	2	15
Alanzo Frink	1	11
Jalyn McCreary	3	7
Wildens Leveque		4
AJ Lawson	1	5
Jermaine Cousnard		1
Trae Hannibal		1
Seventh Woods	1	1*

Steals Leaders	'20-21	Career
AJ Lawson	2	17
Keyshawn Bryant		9
Trae Hannibal	1	7
Justin Minaya		7
Jermaine Cousnard	2	6
TJ Moss	1	2
Seventh Woods	1	1*
Wildens Leveque		1

Double-Figure Scoring	'20-21	Career
AJ Lawson	5	46
Keyshawn Bryant	4	28
Justin Minaya	5	26
Jermaine Cousnard	5	23
Alanzo Frink		6
TJ Moss		3
Wildens Leveque	1	2
Jalyn McCreary		2
Trey Anderson	1	1
Trae Hannibal		1

20+ points	'20-21	Career
AJ Lawson	3	15
Jermaine Cousnard	1	3
Keyshawn Bryant	1	3
Alanzo Frink		1

30+ points	'20-21	Career
AJ Lawson	1	1

Double-Figure Rebounding	'20-21	Career
Justin Minaya	3	6
Keyshawn Bryant		3
Alanzo Frink		1

5+ assists	'20-21	Career
AJ Lawson	1	10
Jermaine Cousnard	3	8
Justin Minaya	2	3
Trae Hannibal		1
TJ Moss		1

Miscellaneous

Largest Halftime Lead	
SC	4, twice, last at LSU (Jan. 16, 2021)
Opp	17, Liberty (Nov. 28, 2020)
Smallest Halftime Lead	
SC	1, vs. Tulsa (Nov. 29, 2020)
Opp	11, Missouri (Jan. 19, 2021)
Fewest Points In First Half	
SC	26, vs. Liberty (Nov. 28, 2020)
Opp	31, Houston (Dec. 5, 2020)
Most Points In First Half	
SC	38, twice, at LSU (Jan. 16, 2021)
Opp	45, Missouri (Jan. 19, 2021)
Fewest Points In Second Half	
SC	32, at Houston (Dec. 5, 2020)
Opp	25, Tulsa (Nov. 29, 2020)
Most Points In Second Half	
SC	42, at LSU (Jan. 16, 2021)
Opp	51, LSU (Jan. 16, 2021)
Most Points in Overtime	
SC	-
Opp	-
Largest Margin of Victory	
SC	24, vs. Texas A&M (Jan. 6, 2021)
Opp	16, Liberty (Nov. 28, 2020)
Smallest Margin of Victory	
SC	11, vs. Tulsa (Nov. 29, 2020)
Opp	5, LSU (Jan. 16, 2021)

3+ steals	'20-21	Career
AJ Lawson	2	11
Trae Hannibal		5
Jermaine Cousnard	1	4
Keyshawn Bryant		2
Wildens Leveque		1
TJ Moss	1	1

2+ blocks	'20-21	Career
Alanzo Frink		7
Keyshawn Bryant	2	8
Justin Minaya	1	6
Jalyn McCreary	1	4
Wildens Leveque		4
AJ Lawson		2

Double-Doubles	'20-21	Career
Justin Minaya	3	5
Keyshawn Bryant		3
Alanzo Frink		1

Dunks	'20-21	Career
Keyshawn Bryant	7	63
AJ Lawson	3	30
Wildens Leveque	11	19
Trae Hannibal	1	10
Jalyn McCreary	1	6
Alanzo Frink		2
Justin Minaya		3
Jermaine Cousnard		1

tied for team lead also included

** indicates at Carolina*

2020-21 GAME-BY-GAME

	Date	Result	FG-A	Pct	3FG-A	Pct	FT-A	Pct	O-D-Total	PF	Pts	A	TO	Blk	Stl	Min	Half
Liberty &			27-48	.563	11-26	.426	13-18	.722	6-21-27	18	78	16	14	4	3	200	43
South Carolina	Nov. 28, 2020	L, 78-62	23-59	.390	3-17	.176	13-19	.684	16-17-33	16	62	7	13	2	7	200	26
Tulsa &			21-52	.404	4-17	.235	12-20	.600	9-20-29	12	58	10	24	1	8	200	33
South Carolina	Nov. 29, 2020	W, 69-58	26-54	.481	9-23	.391	8-13	.615	8-24-32	17	69	13	24	2	13	200	34
at No. 10 Houston			21-55	.382	4-19	.211	31-38	.816	12-25-37	25	77	10	9	8	11	200	31
South Carolina	Dec. 5, 2020	L, 77-67	22-50	.440	6-17	.353	17-29	.586	12-25-37	26	67	13	19	2	2	200	35
Florida A&M			26-57	.456	6-15	.400	13-19	.684	6-30-36	20	71	11	18	2	5	200	35
South Carolina	Jan. 2, 2021	W, 78-71	29-70	.414	8-27	.296	12-20	.600	14-29-43	18	78	16	11	2	8	200	38
Texas A&M*			17-50	.340	5-25	.200	15-19	.789	6-25-31	19	54	11	19	1	9	200	27
South Carolina	Jan. 6, 2021	W, 78-54	29-69	.420	10-30	.333	10-15	.667	17-28-45	16	78	17	15	5	7	200	33
at (RV/-) LSU*			27-59	.458	7-18	.389	24-32	.750	10-27-37	16	85	10	13	2	10	200	34
South Carolina	Jan. 16, 2021	L, 85-80	31-69	.449	8-29	.276	10-14	.714	13-26-39	22	80	18	15	6	9	200	38
at (19/19) Missouri*			28-48	.583	5-13	.385	20-30	.667	9-28-37	22	81	16	19	4	8	200	45
South Carolina	Jan. 19, 2021	L, 81-70	27-70	.386	8-28	.286	8-19	.421	20-15-35	23	70	15	13	3	5	200	34



2020-21 SOUTH CAROLINA BASKETBALL

OVERALL: 3-4; SEC: 1-2; HOME: 2-0; AWAY: 0-3; NEUTRAL: 1-1

DATE	OPP.	W/L	SCORE	RECORD (SEC)	POINTS	REBOUNDS	ASSISTS	BLOCKS	STEALS	ATTENDANCE
11/28	vs. Liberty &	L	78-62	0-1 (-)	Lawson (12)	Bryant (5)	Minaya/Hannibal (2)	Minaya/McCreary (1)	Lawson (3)	0
11/29	vs. Tulsa &	W	69-58	1-1 (-)	Couisnard (20)	Minaya/Frink (9)	Couisnard (4)	Minaya/Frink (1)	Moss (4)	0
12/5	at No. 10 Houston	L	77-67	1-2 (-)	Minaya (13)	Hannibal (7)	3 with 3	McCreary/Woods (1)	Couisnard (2)	1,859
1/2	Florida A&M	W	78-71	2-2 (-)	Lawson (25)	Minaya (10)	Couisnard (5)	Minaya/Lawson (1)	Couisnard (4)	3,100 (paid)
1/6	Texas A&M*	W	78-54	3-2 (1-0)	Lawson (30)	McCreary (9)	Minaya (5)	Minaya/McCreary (2)	Lawson/Hannibal (2)	3,160 (paid)
1/16	at (RV/-) LSU*	L	85-80	3-3 (1-1)	Bryant (26)	Minaya (10)	Lawson/Couisnard (5)	Bryant (4)	Lawson (5)	2,143
1/19	at (19/19) Mizzou*	L	81-70	3-4 (1-2)	Bryant (19)	Minaya (11)	Lawson/Couisnard (5)	Bryant (2)	Woods (2)	0




62

78

GAME 1 (0-1)

Kansas City, Mo.
T-Mobile Center
Nov. 28, 2020
Gamecocks fall in opener



69

58

GAME 2 (1-1)

Kansas City, Mo.
T-Mobile Center
Nov. 29, 2020
Cousinard scores 20 in win



67

77

GAME 3 (1-2)

Houston, Texas
Fertitta Center
Dec. 5, 2020
Minaya perfect from 3-point range

KANSAS CITY (AP) - Kyle Rode scored 18 points and Liberty knocked off its second Southeastern Conference team in three days with a 78-62 victory over South Carolina on Saturday at the Hall of Fame Classic.

The Flames (2-1) made a program-record 19 3-pointers in an 84-73 win over Mississippi State on Thursday and sank eight more in the first half against the Gamecocks on their way to a 43-26 halftime lead. The lead remained in double figures in the second half as Liberty went to 4-1 in their last five games against SEC teams.

Elijah Cuffee and Keegan McDowell added 13 points, Chris Parker had 12 with five assists and Darius McGhee scored 10 points for Liberty, which shot 56% overall. The Flames were 11 of 26 from the arc with five players hitting from long range.

AJ Lawson scored 12 points and Jermaine Cousinard and Keyshawn Bryant 10 each for the Gamecocks, who were playing their season opener after an exhibition against Coker was canceled on Wednesday after the Gamecocks' opponent had issues with its COVID-19 testing. Lawson, Cousinard and Bryant ranked among South Carolina's top five scorers last season.

KANSAS CITY (AP) - Jermaine Cousinard scored 20 points, AJ Lawson added 17 points, and South Carolina beat Tulsa 69-58 on Sunday in the Hall of Fame Classic.

South Carolina trailed 51-49 with 10:47 left after Tulsa's 11-3 run. But the Gamecocks answered with a 15-0 spurt -with five points from Lawson - to push their lead into double figures for the rest of the way.

Tulsa went scoreless for nine-plus minutes in the second half, missing 13 consecutive field goals.

Cousinard and Lawson, who led the Gamecocks last season with 13.4 points a game, each made four 3-pointers as South Carolina (1-1) was 9 of 23 from distance. Keyshawn Bryant had his streak of six straight games in double-figure scoring snapped as he finished with two points in 18 minutes.

The teams combined for 44 turnovers.

Brandon Rachal scored 14 points for Tulsa (0-2), and Keyshawn Embery-Simpson and Elijah Joiner each added 11 points. Joiner also grabbed seven rebounds and Embery-Simpson scored all of his points in the first half. Tulsa was just 4 of 17 from 3-point range.

South Carolina is scheduled to play at Houston on Saturday, while Tulsa opens its home schedule against UT Arlington on Friday.

HOUSTON (AP) - Quentin Grimes had 23 points and seven rebounds, Tramon Mark added 18 points and No. 10 Houston rallied for a 77-67 win over South Carolina on Saturday night.

Grimes scored 19 points in the second half, including 12 of 13 from the free throw line. Mark scored 11 points after the break, including 6 of 7 from the line.

DeJon Jarreau finished with 11 points and eight rebounds for Houston (4-0), which shot 38% and made 4 of 19 3-point attempts. Houston was helped by 31-for-38 shooting from the free throw line.

Houston coach Kelvin Sampson and his son, assistant coach Kellen Sampson, missed the game because of COVID-19 and contact tracing protocols. The school said the Sampsons were isolating at their homes and not showing symptoms.

Assistant coach Quannas White served as Houston's coach.

Justin Minaya scored 13 points and Jermaine Cousinard and Keyshawn Bryant added 10 points apiece for South Carolina (1-2), which shot 44%. The Gamecocks made 17 of 29 shots from the line.

Houston used a 14-2 run early in the second half and opened up a 48-42 lead on a jumper by Mark with 14 minutes remaining.

After South Carolina closed within 50-49 on a free throw by Wildens Leveque, Houston used a 12-3 spurt and opened a 10-point lead on three free throws by Grimes with eight minutes left.

South Carolina led 35-31 at halftime behind eight points each from TJ Moss and Minaya.

GAME 1

Table with columns: NO. Name, FG, SP, FT, Rebounds, Fouls, TP, AS, TO, ST, Blocks, +/-, 1st FG%, 2nd FG%, 3rd FG%, 4th FG%, FT%, GM FG%, GM FT%, Dead Ball Rebounds, Team, Totals

Table with columns: NO. Name, FG, SP, FT, Rebounds, Fouls, TP, AS, TO, ST, Blocks, +/-, 1st FG%, 2nd FG%, 3rd FG%, 4th FG%, FT%, GM FG%, GM FT%, Dead Ball Rebounds, Team, Totals

Table with columns: Biggest lead, Best Scoring Run, Lead Changes, Times Tied, Time with Lead

GAME 2

Table with columns: NO. Name, FG, SP, FT, Rebounds, Fouls, TP, AS, TO, ST, Blocks, +/-, 1st FG%, 2nd FG%, 3rd FG%, 4th FG%, FT%, GM FG%, GM FT%, Dead Ball Rebounds, Team, Totals

Table with columns: NO. Name, FG, SP, FT, Rebounds, Fouls, TP, AS, TO, ST, Blocks, +/-, 1st FG%, 2nd FG%, 3rd FG%, 4th FG%, FT%, GM FG%, GM FT%, Dead Ball Rebounds, Team, Totals

Table with columns: Biggest lead, Best Scoring Run, Lead Changes, Times Tied, Time with Lead

GAME 3

Table with columns: NO. Name, FG, SP, FT, Rebounds, Fouls, TP, AS, TO, ST, Blocks, +/-, 1st FG%, 2nd FG%, 3rd FG%, 4th FG%, FT%, GM FG%, GM FT%, Dead Ball Rebounds, Team, Totals

Table with columns: NO. Name, FG, SP, FT, Rebounds, Fouls, TP, AS, TO, ST, Blocks, +/-, 1st FG%, 2nd FG%, 3rd FG%, 4th FG%, FT%, GM FG%, GM FT%, Dead Ball Rebounds, Team, Totals

Table with columns: Biggest lead, Best Scoring Run, Lead Changes, Times Tied, Time with Lead





78

71

GAME 4 (2-2) Columbia, S.C. Colonial Life Arena Jan. 2, 2021 Lawson scores 25 to lead Gamecocks



78

54

GAME 5 (3-2, 1-0 SEC) Columbia, S.C. Colonial Life Arena Jan. 6, 2021 Lawson career high 30 points



80

85

GAME 6 (3-3, 1-1 SEC) Baton Rouge, La. Maravich Center Jan. 16, 2021 Bryant erupts for career high 26

COLUMBIA (AP) - AJ Lawson scored 25 points and made two clinching free throws in the closing seconds as South Carolina held off Florida A&M 78-71 on Saturday, as the Gamecocks played for the first time in 28 days.

The COVID-19 issues that befell the South Carolina (2-2) program ever since Dec. 5 were still in evidence as the team had just nine players available. Jermaine Cousnard added 15 points, five assists and four steals, Justin Minaya picked up his first double-double of the season with 10 points and 10 rebounds.

Justin Speer scored 14 of his career-high 21 points in the second half, hitting four straight from the floor as Florida A&M (1-6) rallied from seven points down into a late lead. Kamron Reaves chipped in 11 points, M.J. Randolph added 10 and D.J. Jones 10. The Rattlers had been idle since Dec. 18.

Lawson scored seven points in the first nine minutes after halftime, including a pair of fast-break dunks off of his own steals, but South Carolina was unable to shake the Rattlers. There were five ties and four lead changes in the second half.

After the Gamecocks took their largest lead, 57-50, Speer scored eight unanswered points to put Florida A&M ahead for the first time since the 5:37 mark of the first half.

Lawson drained a 3-pointer off the break to muscle South Carolina back in front 68-66, and then blocked Randolph at 3:30 to protect a 71-69 lead.

The win was South Carolina's first at home this season and 20th straight win in a home opener. Florida A&M has not played a home game yet this season.

South Carolina opens Southeast Conference play hosting Texas A&M on Wednesday.

COLUMBIA (AP) - AJ Lawson scored 19 of his career-high 30 points in the second half as South Carolina pulled away and beat Texas A&M 78-54 on Wednesday night in the Gamecocks' Southeastern Conference opener.

South Carolina (3-2, 1-0), which had a 28-day layoff before an eight-point win over Florida A&M on Saturday, made 10 baskets from beyond the arc and shot 42% (29-of-69) overall.

Lawson was 10-of-22 shooting with three 3-pointers. Jermaine Cousnard made a career-best five 3s and finished with 15 points and four assists. Wildens Leveque added 10 points.

Emanuel Miller scored 17 of his career-best 28 points in the first half for Texas A&M (6-3, 1-2). He is one of eight players in the SEC this season who has scored in double figures in every game they have played. Quenton Jackson added 13 points.

Jackson's 3-pointer pulled the Aggies to 38-34 early in the second half. The Gamecocks answered with a 17-5 run and had a double-digit lead the rest of the way.

Six players had at least five rebounds for South Carolina, which outrebounded the Aggies 45-31.

BATON ROUGE (AP) - Cameron Thomas scored 25 points, Tendon Watford had 23 points, seven rebounds and five assists, and LSU rallied to beat South Carolina 85-80 on Saturday night.

The Tigers (10-2, 5-1 Southeastern Conference) trailed for nearly 34 minutes of game time but went on a 20-4 run during the final eight minutes with Thomas scoring the last six points to make it 84-76 with 34 seconds left. The Gamecocks (3-3, 1-1) missed 11 straight shots from the field while the game slipped away.

Javonte Smart added 15 points and Darius Days scored 11 for LSU.

Keyshawn Bryant had 26 points and seven rebounds, and AJ Lawson had 22 points, five rebounds and five assists, scoring 18 in the first half for South Carolina. Wildens Leveque and Justin Minaya added 12 points each, Minaya with 10 rebounds and Leveque with eight.

Due to COVID-19 protocols, South Carolina coach Frank Martin, assistant coach Chuck Martin, and Doug Edwards, who handles student-athlete development, were not in attendance. Assistant coach Bruce Shingler made his head coaching debut as the acting coach.

South Carolina has had eight games cancelled or postponed this season.

GAME 4

Official Basketball Box Score - Final Florida A&M at South Carolina 01/02/21 Colonial Life Arena, Columbia, 2020-21 Men's Basketball

Box score for Game 4: Florida A&M - 71 vs South Carolina - 78. Includes player stats for 25 players and team totals.

Technical Fouls: NONE. Shooting by Period table for Game 4.

Box score for Game 4: South Carolina - 78 vs Florida A&M - 71. Includes player stats for 15 players and team totals.

Summary statistics for Game 4: Points from, Turnovers, Paint, Second Chance, Fast Breaks, Time with Lead.

GAME 5

Official Basketball Box Score - Final Texas A&M at South Carolina 01/06/21 Colonial Life Arena, Columbia, 2020-21 Men's Basketball

Box score for Game 5: Texas A&M - 54 vs South Carolina - 78. Includes player stats for 15 players and team totals.

Technical Fouls: NONE. Shooting by Period table for Game 5.

Box score for Game 5: South Carolina - 78 vs Texas A&M - 54. Includes player stats for 15 players and team totals.

Summary statistics for Game 5: Points from, Turnovers, Paint, Second Chance, Fast Breaks, Time with Lead.

GAME 6

Official Basketball Box Score - Final South Carolina at LSU 01/16/21 Maravich Center, Baton Rouge, 2020-21 Men's Basketball

Box score for Game 6: South Carolina - 80 vs LSU - 85. Includes player stats for 15 players and team totals.

Technical Fouls: NONE. Shooting by Period table for Game 6.

Box score for Game 6: LSU - 85 vs South Carolina - 80. Includes player stats for 15 players and team totals.

Summary statistics for Game 6: Points from, Turnovers, Paint, Second Chance, Fast Breaks, Time with Lead.



71

GAME 7 (3-4, 1-2 SEC)

Columbia, Mo.

Mizzou Arena

Jan. 19, 2021

Anderson career high 17 points



81

COLUMBIA, MO. (AP) - Jeremiah Tilmon had 19 points and 10 rebounds in another efficient performance, and No. 19 Missouri beat South Carolina 81-70 on Tuesday night.

Tilmon, who came in shooting a Southeastern Conference-leading 74% from the floor, improved on that mark by going 8 of 11. Missouri (9-2, 3-2 SEC) had its best shooting performance overall at 58.3%.

Mark Smith scored 18 points and went 3 for 5 from 3-point range for the Tigers. Dru Smith added 16 points on 5-of-6 shooting.

Reserve Keyshawn Bryant scored 19 points for South Carolina (3-4, 1-2) and Trey Anderson had 17, also off the bench, as 45 of the Gamecocks' points came from substitutes.

Missouri jumped out to a 10-0 lead and didn't allow South Carolina to get closer than five points the rest of the way.

The Tigers committed 19 turnovers, but the Gamecocks only scored 18 points off them. South Carolina tied its season high with 70 field goal attempts, but shot 38.6% from the field. The Gamecocks also struggled from the free-throw line, going 8 for 19 (42.1%).

GAME 7

Official Basketball Box Score - Final															Game Time: 1:30:59	
South Carolina at Missouri															Game Duration: 2:25	
01/19/21 Mizzou Arena, Columbia																
2021-22 Men's Basketball															Officials: Joe Lindsay, Mike Nance, Terry Wymor	
South Carolina - 70															Record: 3-4 (1-2)	
NO.	Name	Min	FG	SP	FT	Rebounds	Fouls	TP	AS	TO	ST	Blocks	PF	Shooting By Period		
10	Justin Minaya	38:39	4-11	2-6	0-2	6	5	11	4	2	10	5	0	1st FG% 13.33 35.4%		
15	Wildens Leveque	12:05	1-4	0-0	0-0	1	1	2	3	0	2	0	1	3PT% 41.9 30.8%		
0	AJ Lawson	24:48	2-9	1-6	0-1	0	2	2	11	5	1	0	0	FT% 4.7 57.1%		
5	Jermaine Couillard	31:50	2-12	1-3	1-2	3	1	4	6	5	0	0	0	2nd FG% 14.07 37.8%		
23	Severn Woods	16:36	1-5	0-2	0-0	0	1	1	2	3	2	0	0	3PT% 4.15 26.7%		
12	Trey Hamblal	15:40	0-5	0-1	3-4	2	0	2	3	3	3	0	1	FT% 41.2 33.3%		
24	Keyshawn Bryant	27:57	8-12	0-1	3-6	3	2	5	11	4	19	1	2	GM FG% 27.70 38.0%		
1	TJ Moss	10:11	2-3	2-3	0-0	0	0	0	3	0	6	0	1	3PT% 33.33 28.0%		
2	Trey Anderson	24:14	7-9	2-3	1-3	3	2	5	4	5	17	2	0	FT% 81.9 42.1%		
Team			4	0	4	0	0	0	0	0	0	0	0	Dead Ball Rebounds: 6		
Totals		27:70	9-28	9-19	29	15	35	22	22	70	13	5	3	4-11		
Technical Fouls: NONE																
Missouri - 81															Record: 9-2 (3-2)	
NO.	Name	Min	FG	SP	FT	Rebounds	Fouls	TP	AS	TO	ST	Blocks	PF	Shooting By Period		
23	Jeremiah Tilmon	31:56	8-11	0-0	3-5	2	8	10	3	6	19	2	2	3	1st FG% 19.31 61.3%	
24	Kobe Brown	25:42	4-8	0-0	0-4	2	2	4	2	3	8	2	1	0	3PT% 41.0 45.0%	
1	Xavier Pinson	19:03	0-3	0-0	2-4	1	1	2	2	3	2	5	0	0	FT% 3.0 100%	
12	Dru Smith	24:58	5-6	2-3	4-4	0	4	3	4	16	3	2	0	1	2nd FG% 9.17 52.9%	
13	Mark Smith	36:32	5-9	3-7	5-6	0	2	3	3	18	1	3	1	0	3PT% 1.0 33.3%	
2	Drew Buggs	18:38	1-2	0-0	4-5	0	1	1	4	3	6	4	2	0	FT% 17.27 40%	
5	Michell Smith	17:38	1-1	0-0	2-2	2	3	5	2	2	4	0	0	0	GM FG% 26.48 58.3%	
4	Javon Pickett	17:50	4-7	0-1	0-0	0	3	3	0	8	1	2	0	1	3PT% 51.3 38.5%	
0	Torrence Watson	07:43	0-0	0-0	0-0	0	0	0	0	0	0	0	0	0	FT% 20.30 66.7%	
Team			2	4	0	0	0	0	0	0	0	0	0	0	Dead Ball Rebounds: 6	
Totals		26:48	5-13	20-30	9	28	37	22	23	81	19	8	4	3-11		
Technical Fouls: NONE																
USC		MIZZOU		Points from		USC		MIZZOU		Period by Period Scoring						
Biggest lead		0 (1st 20:00)		18 (2nd 9:08)		18		23		1st		2nd		TOT		
Best Scoring Run		7 (1st 8:56)		10 (1st 16:54)		Paint		32		40		USC		34		
Lead Changes		0		0		Second Chance		16		9		MIZZOU		45		
Times Tied		0		0		Fast Breaks		7		20		MIZZOU		45		
Time with Lead		00:00		39:07		Bench		45		18		MIZZOU		45		



2

TREY ANDERSON

SOPHOMORE - F - 6-6 - 205 - SAN DIEGO, CALIF./MATER DEI CATHOLIC/WOODSTOCK ACADEMY


CAREER HIGHS

Points	17	at Missouri (Jan. 19, 2021)
FG	7	at Missouri (Jan. 19, 2021)
FGA	9	at Missouri (Jan. 19, 2021)
3FG	2	at Missouri (Jan. 19, 2021)
3FGA	3	at Missouri (Jan. 19, 2021)
FT Made	2	vs. Wichita State (Nov. 26, 2019)
FT Attempts	3	at Missouri (Jan. 19, 2021)
Rebounds	5	at Missouri (Jan. 19, 2021)
Assists	2	at Missouri (Jan. 19, 2021)
Blocks	-	-
Steals	1	vs. Cleveland State (Nov. 15, 2019)
Minutes	25	at Missouri (Jan. 19, 2021)

SUPERLATIVES

	'20-21	Career
Double-figure scoring	1	1
Double-figure rebounding	-	-
Double-double	-	-
2+ blocks	-	-
Team high scoring	-	-
Team high rebounding	-	-
Team high blocks	-	-

includes led, or shared team high



2020-21 GAME-BY-GAME

Opponent	Date	GS	MIN	Total		3-Pointers		Free throws		Rebounds				PF				A				BLK				STL				PTS				AVG						
				FG	FGA	PCT	3FG	3FGA	PCT	FT	FTA	PCT	OFF	DEF	TOT	AVG	PF	A	T/O	BLK	STL	PTS	AVG																	
vs Liberty	11/28/2020		02:22	0-0	.000	0-0	.000	0-0	.000	0	0	0	0.0	0	0	0	0	0	0	0	0	0	0	0	0	0	0	0	0	0	0	0	0	0	0	0	0	0	0	
at Houston	12/05/2020		02:02	0-0	.000	0-0	.000	0-0	.000	0	0	0	0.0	0	0	0	0	0	0	0	0	0	0	0	0	0	0	0	0	0	0	0	0	0	0	0	0	0	0	
Florida A&M	01/02/2021		18:06	2-4	.500	0-1	.000	0-0	.000	1	2	3	1.0	3	1	1	0	0	0	0	0	0	0	0	0	0	0	0	0	0	0	0	0	0	0	0	0	0	0	0
Texas A&M	01/06/2021		08:40	2-3	.667	0-1	.000	0-0	.000	2	0	2	1.3	1	0	0	0	0	0	0	0	0	0	0	0	0	0	0	0	0	0	0	0	0	0	0	0	0	0	0
at Missouri	01/19/2021		24:14	7-9	.778	2-3	.667	1-3	.333	3	2	5	2.0	4	2	0	0	0	0	0	0	0	0	0	0	0	0	0	0	0	0	0	0	0	0	0	0	0	0	
Totals		0	55:24	11-16	.688	2-5	.400	1-3	.333	6	4	10	2.0	8	3	1	0	0	0	0	0	0	0	0	0	0	0	0	0	0	0	0	0	0	0	0	0	0	0	

Player Averages

Games Played	Minutes/game	Points/game	FG Pct	3FG Pct	FT Pct	Rebounds/game	Assists/game	Turnovers/game	Assist/Turnover ratio	Steals/game	Blocks/game
5	11.1	5.0	68.8	40.0	33.3	2.0	0.6	0.2	3.0	0.0	0.0

PLAYER BIO

2020-21

- > Saw action in the season opener vs. Liberty (Nov. 28)
- > Played a career high 18 minutes vs. Florida A&M (Jan. 2), scoring four points and three rebounds, both career highs
- > Breakout performance at No. 19 Mizzou (Jan. 19), scoring a career high 17 behind seven makes from the floor, including a pair of 3s; also career best five rebounds vs. the Tigers

Career Highlights

- > Scored first points of his career vs. Wichita State (Nov. 26, 2019) during rookie season

Personal

- > Following prep career, spent a post-grad season at Woodstock Academy, averaging 10 points and seven rebounds per game
- > Averaged 16.7 points and a team-best 7.4 rebounds per game to help lead Mater Dei Catholic squad to a league championship title and a berth in the San Diego Section Open Division semifinal playoffs as a senior
- > Named the 2017-18 Mesa League Player of the Year (The Star News) as a senior
- > Labeled as a strong shooter, who is a competitor with great length
- > A sociology major
- > Son of Lisa and Curtis Anderson
- > Has a brother, Dominick, and a sister, Taisha
- > Brother, Dominick, played tight end on the University of Tennessee football team
- > Credits LeBron James as his favorite NBA player

CAREER STATS

SEASON	TEAM	GP-GS	MIN/AVG	Field Goals		3-Point		F-Throws		Rebounds				Scoring							
				FG	FGA	FG%	3FG	3FGA	3FG%	FT	FTA	FT%	OFF	DEF	TOT	AVG	PF	FO	AST	TO	BLK
2019-20	USC	8-0	22/2.8	0-7	.000	0-3	.000	2-2	1.000	0	0	0	0.0	2-0	0	0	0	0	1	2	0.3
2020-21	USC	5-0	55/11.1	11-16	.688	2-5	.400	1-3	.333	6	4	10	2.0	8-0	3	1	0	0	0	25	5.0
TOTAL		13-0	78/6.0	11-23	.478	2-8	.250	3-5	.600	6	4	10	0.8	10-0	3	1	0	1	27	2.1	

21 | JA'VON BENSON

FRESHMAN - F - 6-7 - 253 - COLUMBIA, S.C./RIDGEVIEW


CAREER HIGHS

Points	6	vs. Florida A&M (Jan. 2, 2021)
FG	2	vs. Florida A&M (Jan. 2, 2021)
FGA	4	vs. Florida A&M (Jan. 2, 2021)
3FG	1	vs. Florida A&M (Jan. 2, 2021)
3FGA	1	vs. Florida A&M (Jan. 2, 2021)
FT Made	1	vs. Florida A&M (Jan. 2, 2021)
FT Attempts	4	vs. Florida A&M (Jan. 2, 2021)
Rebounds	4	vs. Florida A&M (Jan. 2, 2021)
Assists	2	vs. Florida A&M (Jan. 2, 2021)
Blocks	-	-
Steals	-	-
Minutes	16	vs. Florida A&M (Jan. 2, 2021)

SUPERLATIVES

Double-figure scoring	'20-21
Double-figure rebounding	-
Double-double	-
2+ blocks	-
Team high scoring	-
Team high rebounding	-
Team high blocks	-
Team high steals	-

includes led, or shared team high



2020-21 GAME-BY-GAME

Opponent	Date	GS	MIN	Total		3-Pointers		Free throws		Rebounds				PF	A	T/O	BLK	STL	PTS	AVG
				FG-FGA	PCT	3FG-3FGA	PCT	FT-FTA	PCT	OFF	DEF	TOT	AVG							
Florida A&M	01/02/2021		15:48	2-4	.500	1-1	1.000	1-4	.250	2	2	4	4.0	0	2	0	0	0	6	6.0
Texas A&M	01/06/2021		05:08	0-2	.000	0-1	.000	0-0	.000	0	1	1	2.5	1	0	0	0	0	3.0	3.0
Totals		0	20:56	2-6	.333	1-2	.500	1-4	.250	2	3	5	2.5	1	2	0	0	0	6	3.0

Player Averages

Games Played	Minutes/ game	Points/ game	FG Pct	3FG Pct	FT Pct	Rebounds/ game	Assists/ game	Turnovers/ game	Assist/Turnover ratio	Steals/ game	Blocks/ game
2	10.5	3.0	33.3	50.0	25.0	2.5	1.0	0.0	2.0	0.0	0.0

PLAYER BIO

2020-21

> Tallied six points with a pair of baskets, including the first of his college career - a 3-pointer - in home win vs. Florida A&M (Jan. 2)

Personal

- > Helped high school team post back-to-back state championships during junior and senior seasons
- > Averaged 17.5 points and 11.2 rebounds per game as a senior en route to Class 4A Player of the Year honors
- > As a junior, averaged 10 points, 8.7 rebounds and 2.2 blocks per game
- > Scored 14 points and collected 10 rebounds in state championship win during junior season
- > Son of James Benson and Rennè Outen-Pinckney
- > Has four brothers, Kwali, Michael, Miles and Mali, and a sister, La'La
- > Credits Michael Jordan as his inspiration in his basketball career

CAREER STATS

SEASON	TEAM	GP-GS	MIN/AVG	Field Goals		3-Point		F-Throws		Rebounds				Scoring						
				FG-FGA	FG%	3FG-FGA	3FG%	FT-FTA	FT%	OFF	DEF	TOT	AVG	PF-FO	AST	TO	BLK	STL	PTS	AVG
2020-21	USC	2-0	21/10.5	2-6	.333	1-2	.500	1-4	.250	2	3	5	2.5	1-0	2	0	0	0	6	3.0
TOTAL		2-0	21/10.5	2-6	.333	1-2	.500	1-4	.250	2	3	5	2.5	1-0	2	0	0	0	6	3.0

24 | KEYSHAWN BRYANT

JUNIOR - F - 6-6 - 195 - WINTER HAVEN, FLA./WINTER HAVEN

CAREER HIGHS

Points	26	at LSU (Jan. 16, 2021)
FG	10	at LSU (Jan. 16, 2021)
FGA	18	at LSU (Jan. 16, 2021)
3FG	1	8x, last at LSU (Jan. 16, 2021)
3FGA	3	vs. Stetson (Dec. 30, 2019)
FT Made	5	4x, last at LSU (Jan. 16, 2021)
FT Attempts	9	vs. LSU (Feb. 22, 2020)
Rebounds	13	at Alabama (Feb. 29, 2020)
Assists	5	2x, last at Oklahoma State (Jan. 26, 2019)
Blocks	4	at LSU (Jan. 16, 2021)
Steals	3	2x, last at Clemson (Dec. 15, 2019)
Minutes	39	at Missouri (March 2, 2019)

SUPERLATIVES

	'20-21	Career
Double-figure scoring	4	28
Double-figure rebounding	-	3
Double-double	-	3
2+ blocks	1	7
Team high scoring	2	7
Team high rebounding	1	9
Team high blocks	1	14
Team high steals	-	9

includes led, or shared team high



2020-21 GAME-BY-GAME

Opponent	Date	GS	MIN	Total			3-Pointers			Free throws			Rebounds				PF	A	T/O	BLK	STL	PTS	AVG
				FG-FGA	PCT	3FG-3FGA	PCT	FT-FTA	PCT	OFF	DEF	TOT	AVG										
vs Liberty	11/28/2020	*	29:36	3-8	.375	0-2	.000	4-6	.667	4	3	7	7.0	3	0	3	0	0	0	10	10.0		
vs Tulsa	11/29/2020	*	17:30	1-7	.143	0-1	.000	0-0	.000	0	1	1	4.0	0	1	5	0	1	2	6.0			
at Houston	12/05/2020	*	16:10	5-7	.714	0-1	.000	0-0	.000	1	1	2	3.3	4	0	1	0	0	10	7.3			
at LSU	01/16/2021		35:03	10-18	.556	1-1	1.000	5-8	.625	2	5	7	4.3	3	2	3	4	0	26	12.0			
at Missouri	01/19/2021		27:57	8-12	.667	0-1	.000	3-6	.500	3	2	5	4.4	1	1	2	2	0	19	13.4			
Totals		3	126:16	27-52	.519	1-6	.167	12-20	.600	10	12	22	4.4	11	4	14	6	1	67	13.4			

Player Averages

Games Played	Minutes/game	Points/game	FG Pct	3FG Pct	FT Pct	Rebounds/game	Assists/game	Turnovers/game	Assist/Turnover ratio	Steals/game	Blocks/game
5	25.3	13.4	51.9	16.7	60.0	4.4	0.8	2.8	0.3	0.2	1.2

PLAYER BIO

2020-21

- > Scored a team high 19 points at Mizzou (Jan. 19)
- > Scored a career high 26 points, behind a career high 10 makes from the floor at LSU (Jan. 16); also blocked a career high four shots vs. the Tigers
- > Added 10 points at No. 10 Houston (Dec. 5)
- > Scored 10 points with a team high seven rebounds in the season opener vs. Liberty (Nov. 28)

Career Highlights

- > Saw action in 22 games during sophomore campaign, with 20 starts on the year, averaging 9.1 points, 4.4 rebounds, 1.3 assists, 0.8 blocks and 0.8 steals in 21.5 minutes per game
- > Posted 10 double-figure scoring games, three double-figure rebounding contests and three double-doubles as a sophomore
- > Had five games with 2+ blocks, and led or shared the team lead in scoring three times and in rebounding five times
- > Finished sophomore season with five-straight double-figure scoring games, including a career high 22 points at Alabama (Feb. 29, 2020)
- > In 2019-20, had a team high 27 dunks on the year
- > As a freshman, had 14 double-figure scoring games, including a season high 21 points in career debut vs. USC Upstate (Nov. 6, 2018)
- > Led the Gamecocks with 29 dunks on the year as a rookie

Personal

- > A four-star prospect according to ESPN.com, and a three-star prospect according to 247sports.com
- > Averaged 22.5 points and 8.2 rebounds per game during senior season at Winter Haven, helping his squad to the state tournament
- > Scored over 1,000 points during high school career at Winter Haven
- > Named The Ledger's (Lakeland, Fla.), All-County Player of the Year following senior campaign
- > Spent junior season at Huntington Prep in West Virginia
- > Son of Adrian Bryant III and Shana Edwards
- > Has a brother, Adrian Bryant, and two sisters, Dashanquie and Deondria Henry
- > An African American studies major
- > Favorite athlete is Andrew Wiggins and his favorite NBA team is the Minnesota Timberwolves

CAREER STATS

SEASON	TEAM	GP-GS	MIN/AVG	Field Goals		3-Point		F-Throws		Rebounds				Scoring						
				FG-FGA	FG%	3FG-FGA	3FG%	FT-FTA	FT%	OFF	DEF	TOT	AVG	PF-FO	AST	TO	BLK	STL	PTS	AVG
2018-19	USC	32-26	762/23.8	119-262	.454	6-29	.207	43-75	.573	36	86	122	3.8	75-1	46	64	17	22	287	9.0
2019-20	USC	22-20	475/21.6	77-166	.464	1-15	.067	45-66	.682	28	68	96	4.4	65-1	28	42	18	18	200	9.1
2020-21	USC	5-3	126/25.3	27-52	.519	1-6	.167	12-20	.600	10	12	22	4.4	11-0	4	14	6	1	67	13.4
TOTAL		59-49	1363/23.1	223-480	.465	8-50	.160	100-161	.621	74	166	240	4.1	151-2	78	120	41	41	554	9.4

5

JERMAINE COUISNARD

R-SOPHOMORE - 6 - 6-4 - 215 - EAST CHICAGO, IND./EAST CHICAGO CENTRAL/MONTVERDE ACADEMY (FLA.)


CAREER HIGHS

Points	28	at Ole Miss (Feb. 5, 2020)
FG	9	vs. Kentucky (Jan. 15, 2020)
FGA	22	vs. Kentucky (Jan. 15, 2020)
3FG	5	vs. Texas A&M (Jan. 6, 2021)
3FGA	11	vs. Texas A&M (Jan. 6, 2021)
FT Made	9	2x, last at Mississippi State (Feb. 19, 2020)
FT Attempts	13	at Ole Miss (Feb. 5, 2020)
Rebounds	6	2x, last vs. Texas A&M (Jan. 6, 2021)
Assists	10	vs. Mississippi State (March 3, 2020)
Blocks	1	4x, last vs. LSU (Feb. 22, 2020)
Steals	4	vs. Florida A&M (Jan. 2, 2021)
Minutes	38	at Ole Miss (Feb. 5, 2020)

SUPERLATIVES

	'20-21	Career
Double-figure scoring	5	23
Double-figure rebounding	-	-
Double-double	-	-
3+ assists	6	24
Team high scoring	1	8
Team high rebounding	-	1
Team high assists	5	19

includes led, or shared team high



2020-21 GAME-BY-GAME

Opponent	Date	GS	MIN	Total		3-Pointers		Free throws		Rebounds				PF	A	T/O	BLK	STL	PTS	AVG
				FG-FGA	PCT	3FG-3FGA	PCT	FT-FTA	PCT	OFF	DEF	TOT	AVG							
vs Liberty	11/28/2020	*	25:50	4-13	.308	0-3	.000	2-4	.500	0	0	0	0.0	2	1	2	0	1	10	10.0
vs Tulsa	11/29/2020	*	30:21	7-15	.467	4-8	.500	2-3	.667	1	1	2	1.0	2	4	2	0	2	20	15.0
at Houston	12/05/2020	*	24:49	3-9	.333	1-4	.250	3-7	.429	0	1	1	1.0	3	3	5	0	2	10	13.3
Florida A&M	01/02/2021	*	36:05	6-17	.353	2-8	.250	1-3	.333	2	4	6	2.3	1	5	1	0	4	15	13.8
Texas A&M	01/06/2021	*	34:00	5-15	.333	5-11	.455	0-2	.000	0	6	6	3.0	0	4	1	0	1	15	14.0
at LSU	01/16/2021	*	17:10	1-8	.125	1-6	.167	2-2	1.000	0	1	1	2.7	4	5	0	0	1	5	12.5
at Missouri	01/19/2021	*	31:50	2-12	.167	1-6	.167	1-3	.333	1	2	3	2.7	1	5	5	0	0	6	11.6
Totals		7	200:05	28-89	.315	14-46	.304	11-24	.458	4	15	19	2.7	13	27	16	0	11	81	11.6

Player Averages

Games Played	Minutes/game	Points/game	FG Pct	3FG Pct	FT Pct	Rebounds/game	Assists/game	Turnovers/game	Assist/Turnover ratio	Steals/game	Blocks/game
7	28.6	11.6	31.5	30.4	45.8	2.7	3.9	2.3	1.7	1.6	0.0

PLAYER BIO

2020-21

- > Hit a career high five 3-point field goals in win vs. Texas A&M (Jan. 6)
- > 15 points, career high six rebounds and season best five assists in home win vs. Florida A&M (Jan. 2)
- > Scored 10 points, dished out three assists and collects two steals at No. 10 Houston (Dec. 5)
- > Led the team with 20 points in the win over Tulsa (Nov. 29) at the Hall of Fame Classic in Kansas City, matching a career high with four makes from beyond the arc
- > Named to the Preseason All-SEC Second Team (coaches)

Career Highlights

- > Saw action in 30 games with 16 starts during rookie season, averaging 12.1 points, 2.8 rebounds, a team high 3.2 assists and 0.8 steals in 26.0 minutes per game
- > In SEC contests, started the final 16 contests of the season, averaging a team high 14.8 points per game; also 2.6 rebounds, a team high 3.6 assists and 0.9 steals per contest; posted 14 double-figure scoring performances in league play
- > Tallied 18 double-figure scoring games and 18 games with 3+ assists
- > Was tied for ninth in the SEC (overall games) with an assist to turnover ratio of 1.4
- > Hit the buzzer beating game winner in breakout performance in home upset win over No. 10/12 Kentucky (Jan. 15, 2020), also the first start of his career
- > Tallied a career high 28 points, hitting 8-of-18 from the floor with three 3-pointers and nine makes at the foul line at Ole Miss (Feb. 5, 2020)
- > Dished out a career high 10 assists, with no turnovers, in home win over Mississippi State (March 3, 2020), becoming the first Gamecock since March 2008 to hit the double-figure assist mark

Personal

- > A three-star prospect according to 247sports.com
- > Spent 2017-18 season at Montverde Academy
- > Averaged 29.2 points, 4.3 rebounds and 3.1 assists per game during senior campaign at East Chicago Central High School
- > Named an Indiana All-Star following senior campaign
- > Tallied 45 points during prep career vs. Evansville Bossee, and 36 points against Indianapolis North Central
- > Son of Jermaine Couisnard and Raven Merkerson
- > Has two sisters, Maya and Kalani
- > A sociology major

CAREER STATS

SEASON	TEAM	GP-GS	MIN/AVG	Field Goals		3-Point		F-Throws		Rebounds				Scoring						
				FG-FGA	FG%	3FG-FGA	3FG%	FT-FTA	FT%	OFF	DEF	TOT	AVG	PF-FO	AST	TO	BLK	STL	PTS	AVG
2019-20	USC	30-16	781/26.0	123-314	.392	36-124	.290	81-121	.669	22	63	85	2.8	84-3	95	66	4	23	363	12.1
2020-21	USC	7-7	200/28.6	28-89	.315	14-46	.304	11-24	.458	4	15	19	2.7	13-0	27	16	0	11	81	11.6
TOTAL		37-23	981/26.5	151-403	.375	50-170	.294	92-145	.634	26	78	104	2.8	97-3	122	82	4	34	444	12.0

20 ALANZO FRINK

JUNIOR - F - 6-8 - 264 - JERSEY CITY, N.J./ROSELLE (N.J.) CATHOLIC

CAREER HIGHS

Points	22	vs. Georgia (Feb. 26, 2020)
FG	8	vs. Georgia (Feb. 26, 2020)
FGA	10	2x, last vs. vs. Georgia (Feb. 26, 2020)
3FG	1	2x, at Mississippi State (Feb. 23, 2019)
3FGA	2	vs. Virginia (Dec. 19, 2018)
FT Made	6	vs. Georgia (Feb. 26, 2020)
FT Attempts	9	vs. Georgia (Feb. 26, 2020)
Rebounds	10	vs. Cleveland State (Nov. 15, 2019)
Assists	3	at Georgia (Feb. 12, 2020)
Blocks	3	3x, last vs. Georgia (Feb. 26, 2020)
Steals	2	5x, last vs. Missouri (Feb. 1, 2020)
Minutes	26	vs. Georgia (Feb. 26, 2020)

SUPERLATIVES

	'20-21	Career
Double-figure scoring	-	7
Double-figure rebounding	-	1
Double-double	-	1
2+ blocks	-	7
Team high scoring	-	1
Team high rebounding	1	6
Team high blocks	1	11

includes led, or shared team high



2020-21 GAME-BY-GAME

Opponent	Date	GS	MIN	Total		3-Pointers		Free throws		Rebounds				PF	A	T/O	BLK	STL	PTS	AVG
				FG-FGA	PCT	3FG-3FGA	PCT	FT-FTA	PCT	OFF	DEF	TOT	AVG							
vs Liberty	11/28/2020	*	16:06	1-3	.333	0-1	.000	2-2	1.000	1	0	1	1.0	0	0	0	0	0	4	4.0
vs Tulsa	11/29/2020	*	27:32	2-4	.500	0-1	.000	0-2	.000	2	7	9	5.0	3	0	3	1	0	4	4.0
at Houston	12/05/2020	*	11:39	1-2	.500	0-0	.000	0-0	.000	0	1	1	3.7	2	0	1	0	0	2	3.3
Totals		3	55:17	4-9	.444	0-2	.000	2-4	.500	3	8	11	3.7	5	0	4	1	0	10	3.3

Player Averages

Games Played	Minutes/ game	Points/ game	FG Pct	3FG Pct	FT Pct	Rebounds/ game	Assists/ game	Turnovers/ game	Assist/Turnover ratio	Steals/ game	Blocks/ game
3	18.4	3.3	44.4	0.0	50.0	3.7	0.0	1.3	0.0	0.0	0.3

PLAYER BIO

2019-20

> Pulled down a team high nine rebounds in the win over Tulsa (Nov. 29) at the Hall of Fame Classic in Kansas City

Career Highlights

- > Saw action in 30 games with 12 starts on the year as a sophomore, averaging 5.3 points, 3.7 rebounds and 0.7 blocks in 14.3 minutes per game
- > Had seven double-figure scoring games during sophomore season and one double-double
- > Scored a career best 22 points behind an 8-of-10 performance from the floor and a 6-of-9 effort at the free throw line, and matched career high with three blocks in home victory over Georgia (Feb. 26, 2020)
- > Missed several games due to injury during freshman campaign; returned to see action in 24 games
- > Top statistical outing of rookie season came in 9-point, 8-rebound performance vs. No. 5 Virginia (Dec. 19, 2018)

Personal

- > Averaged 11.7 points and 4.7 rebounds per game during senior season at Roselle Catholic, helping the squad to a 29-4 record
- > Averaged 16.6 points and 5.9 rebounds per contest over seven state tournament games to help lead Roselle to the Tournament of Champions title as a senior
- > Represented the Dominican Republic in the FIBA U18 Americas Championship during the summer of 2018, averaging 18.2 points, 8.7 rebounds and 1.8 assists per game
- > Also represented the Dominican Republic in 2017 (Centrobasket U17 Championship, 18.2 points per game), in 2016 (FIBA U17 World Championships, 14.0 points per game, 7.2 rebounds per game), and in 2015 (Centrobasket U17 Championship and the FIBA Americas U16 Championship)
- > Son of Jerome Sr., and Ingrid Frink
- > Brother, Jerome, played college basketball at FIU before finishing his career at Long Island University Brooklyn
- > A public health major
- > Favorite NBA player is Ben Simmons

CAREER STATS

SEASON	TEAM	GP-GS	MIN/AVG	Field Goals		3-Point		F-Throws		Rebounds				Scoring						
				FG-FGA	FG%	3FG-FGA	3FG%	FT-FTA	FT%	OFF	DEF	TOT	AVG	PF-FO	AST	TO	BLK	STL	PTS	AVG
2018-19	USC	24-0	212/8.8	26-59	.441	2-9	.222	11-25	.440	22	22	44	1.8	52-2	4	15	7	7	65	2.7
2019-20	USC	30-12	428/14.3	59-99	.596	0-3	.000	41-72	.569	54	57	111	3.7	82-3	15	22	20	16	159	5.3
2020-21	USC	3-3	55/18.4	4-9	.444	0-2	.000	2-4	.500	3	8	11	3.7	5-0	0	4	1	0	10	3.3
TOTAL		57-15	696/12.2	89-167	.533	2-14	.143	54-101	.535	79	87	166	2.9	139-5	19	41	28	23	234	4.1

23 MIKE GREEN

SOPHOMORE - 6 - 6-2 - 185 - MYRTLE BEACH, S.C./CHRISTIAN ACADEMY OF MYRTLE BEACH

CAREER HIGHS

Points	3	3x, last vs. Missouri (Feb. 1, 2020)
FG	1	3x, last vs. Missouri (Feb. 1, 2020)
FGA	3	vs. Cleveland State (Nov. 15, 2019)
3FG	1	2x, last vs. Missouri (Feb. 1, 2020)
3FGA	1	4x, last vs. Texas A&M (Feb. 8, 2020)
FT Made	1	vs. Cleveland State (Nov. 15, 2019)
FT Attempts	1	vs. Cleveland State (Nov. 15, 2019)
Rebounds	2	vs. Texas A&M (Feb. 8, 2020)
Assists	1	vs. Vanderbilt (Jan. 25, 2020)
Blocks	-	-
Steals	2	vs. Cleveland State (Nov. 15, 2019)
Minutes	3	vs. Cleveland State (Nov. 15, 2019)

SUPERLATIVES

	'20-21	Career
Double-figure scoring	-	-
Double-figure rebounding	-	-
Double-double	-	-
2+ assists	-	-
Team high scoring	-	-
Team high rebounding	-	-
Team high blocks	-	-

includes led, or shared team high



2020-21 GAME-BY-GAME

Opponent	Date	GS	MIN	Total		3-Pointers		Free throws		Rebounds				PF	A	T/O	BLK	STL	PTS	AVG
				FG-FGA	PCT	3FG-3FGA	PCT	FT-FTA	PCT	OFF	DEF	TOT	AVG							
Texas A&M	01/06/2021		01:36	0-0	.000	0-0	.000	0-0	.000	0	0	0	0.0	0	0	0	0	0	0	0.0
Totals		0	01:36	0-0	.000	0-0	.000	0-0	.000	0	0	0	0.0	0	0	0	0	0	0	0.0

Player Averages

Games Played	Minutes/game	Points/game	FG Pct	3FG Pct	FT Pct	Rebounds/game	Assists/game	Turnovers/game	Assist/Turnover ratio	Steals/game	Blocks/game
1	1.6	0.0	0.0	0.0	0.0	0.0	0.0	0.0	0.0	0.0	0.0

PLAYER BIO

2020-21

> Saw action vs. Texas A&M (Jan. 6)

Career Highlights

- > Hit a stepback 3 late in a win vs. Vanderbilt (Jan. 25, 2020) for his first career points in an SEC game
- > Scored first college points on a lay-up and free throw in home win over Cleveland State (Nov. 15, 2019)

Personal

- > Scored over 2,000 points during prep career, while also pulling down over 600 rebounds and dishing out over 500 assists
- > Named South Carolina Independent Schools Association 2018-19 AA All-State by the High School Sports Report
- > Played varsity as an eighth grader, averaging 15 points per game
- > Noted as a player with high-level shooting ability and excellent vision
- > A retail management major
- > Son of Mike and Emily Green
- > Has a brother, Jack, and a sister, Anna-Kate
- > Also played soccer and tennis growing up

CAREER STATS

SEASON	TEAM	GP-GS	MIN/AVG	Field Goals		3-Point		F-Throws		Rebounds				Scoring						
				FG-FGA	FG%	3FG-FGA	3FG%	FT-FTA	FT%	OFF	DEF	TOT	AVG	PF-FO	AST	TO	BLK	STL	PTS	AVG
2019-20	USC	8-0	15/1.8	3-6	.500	2-4	.500	1-1	1.000	1	2	3	0.4	1-0	1	1	0	2	9	1.1
2020-21	USC	1-0	2/1.6	0-0	.000	0-0	.000	0-0	.000	0	0	0	0.0	0-0	0	0	0	0	0	0.0
TOTAL		9-0	16/1.8	3-6	.500	2-4	.500	1-1	1.000	1	2	3	0.3	1-0	1	1	0	2	9	1.0

12 TRAE HANNIBAL

SOPHOMORE - G - 6-2 - 217 - HARTSVILLE, S.C./HARTSVILLE

CAREER HIGHS

Points	11	2x, last at Vanderbilt (March 7, 2020)
FG	4	2x, last at Vanderbilt (March 7, 2020)
FGA	9	vs. Florida A&M (Jan. 2, 2021)
3FG	1	3x, last vs. Florida A&M (Jan. 2, 2021)
3FGA	4	vs. LSU (Feb. 22, 2020)
FT Made	4	at Houston (Dec. 5, 2020)
FT Attempts	6	at Arkansas (Jan. 29, 2020)
Rebounds	7	at Houston (Dec. 5, 2020)
Assists	5	vs. Vanderbilt (Jan. 25, 2020)
Blocks	1	3x, last vs. Mississippi State (March 3, 2020)
Steals	3	5x, last at Vanderbilt (March 7, 2020)
Minutes	23	vs. Texas A&M (Feb. 8, 2020)

SUPERLATIVES

	'20-21	Career
Double-figure scoring	-	2
Double-figure rebounding	-	-
Double-double	-	-
2+ assists	3	11
Team high scoring	-	-
Team high rebounding	1	1
Team high assists	2	4
Team high steals	-	6

includes led, or shared team high



2020-21 GAME-BY-GAME

Opponent	Date	GS	MIN	Total		3-Pointers		Free throws		Rebounds				PF	A	T/O	BLK	STL	PTS	AVG
				FG-FGA	PCT	3FG-3FGA	PCT	FT-FTA	PCT	OFF	DEF	TOT	AVG							
vs Liberty	11/28/2020		11:20	1-3	.333	0-0	.000	1-1	1.000	0	2	2	2.0	0	2	1	0	2	3	3.0
vs Tulsa	11/29/2020		11:44	2-3	.667	0-0	.000	0-0	.000	0	2	2	2.0	0	0	2	0	0	4	3.5
at Houston	12/05/2020		16:10	1-1	1.000	0-0	.000	4-4	1.000	3	4	7	3.7	3	3	4	0	0	6	4.3
Florida A&M	01/02/2021		19:40	2-9	.222	1-2	.500	0-0	.000	0	3	3	3.5	2	2	0	1	5	4.5	
Texas A&M	01/06/2021		20:12	2-7	.286	0-1	.000	1-2	.500	2	3	5	3.8	2	2	3	0	2	5	4.6
at LSU	01/16/2021		09:11	1-2	.500	1-1	1.000	0-0	.000	0	0	0	3.2	2	0	0	0	1	3	4.3
at Missouri	01/19/2021		15:40	0-5	.000	0-1	.000	3-4	.750	2	0	2	3.0	3	0	1	0	1	3	4.1
Totals		0	103:57	9-30	.300	2-5	.400	9-11	.818	7	14	21	3.0	12	9	13	0	7	29	4.1

Player Averages

Games Played	Minutes/game	Points/game	FG Pct	3FG Pct	FT Pct	Rebounds/game	Assists/game	Turnovers/game	Assist/Turnover ratio	Steals/game	Blocks/game
7	14.9	4.1	30.0	40.0	81.8	3.0	1.3	1.9	0.7	1.0	0.0

PLAYER BIO

2020-21

- > Scored six points at No. 10 Houston (Dec. 5), hitting a jumper, and connecting on all four of his attempts at the free throw line
- > Matched for team high with two assists in season opener vs. Liberty (Nov. 28) at the Hall of Fame Classic in Kansas City

2019-20

- > Saw action in 26 games as a rookie, averaging 4.0 points, 2.1 rebounds, 1.2 assists and 1.2 steals per game
- > Posted eight games with 2+ assists and two double-figure scoring games
- > Top scoring output of the season with 11 points, all in the second half, in road victory at Arkansas (Jan. 29, 2020)
- > Matched season high with 11 points and three steals at Vanderbilt (March 7, 2020)

Personal

- > Named the Class 4A co-Player of the Year as a senior at Hartsville, finishing his prep career with over 1,500 points, which included a 62-point performance in his final high school contest
- > Also named the Florence Morning News' boys basketball player of the year as a senior, when he averaged 26.8 points per game
- > Averaged 16.6 points, 7.7 rebounds and 5.2 assists as a junior at Hartsville, also earning all-state honors
- > Noted as a player with great athleticism, who plays with pace
- > A sport and entertainment management major
- > Son of Edward Wilson and Teia Hannibal
- > Has two brothers and two sisters
- > Lists LeBron James as his favorite NBA player, and his favorite NBA team is the LA Lakers

CAREER STATS

SEASON	TEAM	GP-GS	MIN/AVG	Field Goals		3-Point		F-Throws		Rebounds				Scoring						
				FG-FGA	FG%	3FG-FGA	3FG%	FT-FTA	FT%	OFF	DEF	TOT	AVG	PF-FO	AST	TO	BLK	STL	PTS	AVG
2019-20	USC	26-0	326/12.6	39-92	.424	2-13	.154	24-40	.600	11	43	54	2.1	45-0	32	39	3	32	104	4.0
2020-21	USC	7-0	104/14.9	9-30	.300	2-5	.400	9-11	.818	7	14	21	3.0	12-0	9	13	0	7	29	4.1
TOTAL		33-0	430/13.0	48-122	.393	4-18	.222	33-51	.647	18	57	75	2.3	57-0	41	52	3	39	133	4.0

00 AJ LAWSON

JUNIOR - G - 6-6 - 178 - TORONTO, CANADA/GTA PREP

CAREER HIGHS

Points	30	vs. Texas A&M (Jan. 6, 2021)
FG	10	vs. Texas A&M (Jan. 6, 2021)
FGA	22	vs. Texas A&M (Jan. 6, 2021)
3FG	6	vs. Texas A&M (Feb. 16, 2019)
3FGA	14	at LSU (Jan. 16, 2021)
FT Made	12	vs. Cleveland State (Nov. 15, 2019)
FT Attempts	15	vs. Coastal Carolina (Nov. 30, 2018)
Rebounds	9	3x, last vs. Ole Miss (Feb. 19, 2019)
Assists	8	vs. Norfolk State (Nov. 13, 2018)
Blocks	2	2x, last vs. UNI (Nov. 27, 2019)
Steals	5	at LSU (Jan. 16, 2021)
Minutes	40	at LSU (Jan. 16, 2021)

SUPERLATIVES

	'20-21	Career
Double-figure scoring	5	46
Double-figure rebounding	-	-
Double-double	-	-
3+ assists	2	27
Team high scoring	3	25
Team high rebounding	-	10
Team high assists	2	21
Team high steals	2	17

includes led, or shared team high



2020-21 GAME-BY-GAME

Opponent	Date	GS	MIN	Total		3-Pointers		Free throws		Rebounds				PF	A	T/O	BLK	STL	PTS	AVG	
				FG-FGA	PCT	3FG-3FGA	PCT	FT-FTA	PCT	OFF	DEF	TOT	AVG								
vs Liberty	11/28/2020	*	20:54	5-11	.455	2-6	.333	0-1	.000	0	1	1	1.0	2	1	0	0	3	12	12.0	
vs Tulsa	11/29/2020	*	31:15	5-8	.625	4-7	.571	3-4	.750	0	3	3	2.0	1	2	1	0	0	17	14.5	
at Houston	12/05/2020	*	29:45	2-10	.200	0-5	.000	1-3	.333	1	3	4	2.7	0	3	1	0	0	5	11.3	
Florida A&M	01/02/2021	*	33:39	9-16	.563	3-9	.333	4-4	1.000	1	4	5	3.3	3	0	2	1	2	25	14.8	
Texas A&M	01/06/2021	*	32:51	10-22	.455	3-9	.333	7-8	.875	2	3	5	3.6	1	2	2	0	2	30	17.8	
at LSU	01/16/2021	*	40:00	8-19	.421	4-14	.286	2-3	.667	1	4	5	3.8	3	5	3	0	5	22	18.5	
at Missouri	01/19/2021	*	24:48	2-9	.222	1-6	.167	0-1	.000	0	2	2	3.6	2	1	0	0	0	5	16.6	
Totals			7	213:12	41-95	.432	17-56	.304	17-24	.708	5	20	25	3.6	12	14	9	1	12	116	16.6

Player Averages

Games Played	Minutes/game	Points/game	FG Pct	3FG Pct	FT Pct	Rebounds/game	Assists/game	Turnovers/game	Assist/Turnover ratio	Steals/game	Blocks/game
7	30.5	16.6	43.2	30.4	70.8	3.6	2.0	1.3	1.6	1.7	0.1

PLAYER BIO

2020-21

- > 22 points at LSU (Jan. 16), for his third straight game with 20+ points; also five assists vs. the Tigers
- > Scored a career high 30 points behind a career best 10 made field goals in SEC opener vs. Texas A&M (Jan. 6)
- > Season high 25 points, behind a career high nine made field goals, in home win over Florida A&M (Jan. 2)
- > Added 17 points in the win over Tulsa (Nov. 29), hitting four from beyond the arc en route to Hall of Fame Classic All-Tournament Team honors
- > Led the Gamecocks with 12 points in the season opener vs. Liberty (Nov. 28) at the Hall of Fame Classic in Kansas City
- > Named to the Preseason All-SEC First Team (coaches) and Preseason All-SEC Second Team (media)

Career Highlights

- > Started all 31 games during sophomore campaign, averaging a team high 13.4 points per game, while also collecting 3.7 rebounds, dishing out 1.9 assists and collecting 1.2 steals in 29.2 minutes per game; posted 23 double-figure scoring games, including six 20-point outings
- > Had 10 games with three or more assists, led or shared the team lead in scoring 10 times, in assists seven times and in steals six times
- > Named to the SEC All-Freshman Team as a rookie
- > Scored 13.4 points, with 4.3 rebounds and 2.9 assists per game during freshman campaign

Personal

- > Three-star prospect according to 247sports.com
- > Before reclassifying to the 2018 class, was ranked as a top-40 prospect in the 2019 class
- > Played at the FIBA U18 Americas Championship with Team Canada during the summer of 2018, averaging 14.8 points, 5.4 rebounds and 1.2 assists per game at the event
- > Scored an event high 20 points against Ecuador at the FIBA U18 Americas Championship, and tallied 18 points with 12 rebounds against the USA
- > During the summer of 2019, represented Canada at the FIBA U19 World Cup in Greece, leading the Canadians with 16.7 points per outing, including an event high 31 points vs. Senegal
- > Son of Anthony Lawson and Kathleen Parchment; has a sister, Keisha
- > A public health major
- > Favorite athlete is LeBron James

CAREER STATS

SEASON	TEAM	GP-GS	MIN/AVG	Field Goals		3-Point		F-Throws		Rebounds				Scoring						
				FG-FGA	FG%	3FG-FGA	3FG%	FT-FTA	FT%	OFF	DEF	TOT	AVG	PF-FO	AST	TO	BLK	STL	PTS	AVG
2018-19	USC	29-28	884/30.5	130-316	.411	48-134	.358	80-120	.667	27	98	125	4.3	59-1	83	74	7	32	388	13.4
2019-20	USC	31-31	904/29.2	135-326	.414	57-168	.339	89-123	.724	16	98	114	3.7	68-2	58	62	4	37	416	13.4
2020-21	USC	7-7	213/30.5	41-95	.432	17-56	.304	17-24	.708	5	20	25	3.6	12-0	14	9	1	12	116	16.6
TOTAL		67-66	2001/29.9	306-737	.415	122-358	.341	186-267	.697	48	216	264	3.9	139-3	155	145	12	81	920	13.7

15 WILDENS LEVEQUE

SOPHOMORE - F - 6-11 - 230 - BROCKTON, MASS./GOULD ACADEMY

CAREER HIGHS

Points	12	twice, last at LSU (Jan. 16, 2021)
FG	6	at LSU (Jan. 16, 2021)
FGA	8	at LSU (Jan. 16, 2021)
3FG	-	-
3FGA	-	-
FT Made	4	2x, last vs. Liberty (Nov. 28, 2020)
FT Attempts	5	vs. Cleveland State (Nov. 15, 2019)
Rebounds	8	3x, at LSU (Jan. 16, 2021)
Assists	1	7x, last at LSU (Jan. 16, 2021)
Blocks	3	vs. Gardner-Webb (Nov. 22, 2019)
Steals	3	at Auburn (Jan. 22, 2020)
Minutes	31	at LSU (Jan. 16, 2021)

SUPERLATIVES

	'20-21	Career
Double-figure scoring	2	3
Double-figure rebounding	-	-
Double-double	-	-
2+ blocks	-	4
Team high scoring	-	-
Team high rebounding	-	1
Team high blocks	-	4

includes led, or shared team high



2020-21 GAME-BY-GAME

Opponent	Date	GS	MIN	Total		3-Pointers		Free throws		Rebounds				PF	A	T/O	BLK	STL	PTS	AVG	
				FG-FGA	PCT	3FG-3FGA	PCT	FT-FTA	PCT	OFF	DEF	TOT	AVG								
vs Liberty	11/28/2020		17:30	1-4	.250	0-0	.000	4-4	1.000	3	2	5	5.0	4	0	0	0	0	6	6.0	
vs Tulsa	11/29/2020		07:26	1-1	1.000	0-0	.000	1-2	.500	0	1	1	3.0	3	0	1	0	2	3	4.5	
at Houston	12/05/2020		24:17	1-4	.250	0-0	.000	3-6	.500	2	3	5	3.7	3	1	3	0	0	5	4.7	
Florida A&M	01/02/2021	*	15:53	1-3	.333	0-0	.000	3-4	.750	4	1	5	4.0	4	0	0	0	0	5	4.8	
Texas A&M	01/06/2021	*	20:53	4-5	.800	0-0	.000	2-3	.667	2	4	6	4.4	4	0	3	1	0	10	5.8	
at LSU	01/16/2021	*	30:37	6-8	.750	0-0	.000	0-0	.000	4	4	8	5.0	4	1	2	1	0	12	6.8	
at Missouri	01/19/2021	*	12:05	1-4	.250	0-0	.000	0-0	.000	1	1	2	4.6	3	0	1	0	0	2	6.1	
Totals			4	128:42	15-29	.517	0-0	.000	13-19	.684	16	16	32	4.6	25	2	10	2	2	43	6.1

Player Averages

Games Played	Minutes/game	Points/game	FG Pct	3FG Pct	FT Pct	Rebounds/game	Assists/game	Turnovers/game	Assist/Turnover ratio	Steals/game	Blocks/game
7	18.4	6.1	51.7	0.0	68.4	4.6	0.3	1.4	0.2	0.3	0.3

PLAYER BIO

2020-21

- > Matched career high with 12 points, and also matched career best with eight rebounds at LSU (Jan. 16)
- > Scored 10 points with six rebounds and a block in SEC opener win vs. Texas A&M (Jan. 6)
- > Tallied five points and pulled down five rebounds at No. 10 Houston (Dec. 5) in a career high 24 minutes.
- > Scored six points with five rebounds in season opener vs. Liberty (Nov. 28) at the Hall of Fame Classic in Kansas City

Career Highlights

- > Saw action in 30 games, averaging 2.4 points, 2.6 rebounds and 0.5 blocks in 9.8 minutes per contest as a freshman
- > Posted a season high 12 points in home win over Cleveland State (Nov. 15, 2019), hitting all four of his attempts from the field and connecting on 4-of-5 attempts at the free throw line
- > Top scoring output of the SEC campaign came in eight-point performance in road win at Arkansas (Jan. 29, 2020)

Personal

- > Averaged 14 points, 13 rebounds and two blocks per game as a junior at Gould Academy, earning NEPSAC AA Honorable Mention accolades
- > Noted as the No. 2 player in the state of Massachusetts by ESPN.com
- > Named All-NEPSAC AA following senior season
- > Labeled as a competitive player with great form on his shot
- > A sport and entertainment management major
- > Son of Wildens and Carline Leveque
- > Has two sisters, Wildnese and Karyna
- > Cousin of Nerlens Noel, who played college basketball at Kentucky, and is currently a member of the New York Knicks
- > Lists LeBron James as his favorite NBA player, and the Miami Heat as his favorite NBA team

CAREER STATS

SEASON	TEAM	GP-GS	MIN/AVG	Field Goals		3-Point		F-Throws		Rebounds				Scoring						
				FG-FGA	FG%	3FG-FGA	3FG%	FT-FTA	FT%	OFF	DEF	TOT	AVG	PF-FO	AST	TO	BLK	STL	PTS	AVG
2019-20	USC	30-8	292/9.7	28-46	.609	0-0	.000	17-37	.459	36	41	77	2.6	62-0	6	16	15	10	73	2.4
2020-21	USC	7-4	129/18.4	15-29	.517	0-0	.000	13-19	.684	16	16	32	4.6	25-0	2	10	2	2	43	6.1
TOTAL		37-12	421/11.4	43-75	.573	0-0	.000	30-56	.536	52	57	109	2.9	87-0	8	26	17	12	116	3.1

SOPHOMORE - F - 6-7 - 225 - MARIETTA, GA./LEGACY EARLY COLLEGE

CAREER HIGHS

Points	11	vs. Vanderbilt (Jan. 25, 2020)
FG	5	vs. Georgia (Feb. 26, 2020)
FGA	8	at Georgia (Feb. 12, 2020)
3FG	-	-
3FGA	1	vs. Cleveland State (Nov. 15, 2019)
FT Made	4	at Texas A&M (Jan. 18, 2020)
FT Attempts	7	vs. North Alabama (Nov. 6, 2019)
Rebounds	9	vs. Texas A&M (Jan. 6, 2021)
Assists	2	2x, last at Georgia (Feb. 12, 2020)
Blocks	3	vs. Cleveland State (Nov. 15, 2019)
Steals	2	at Auburn (Jan. 22, 2020)
Minutes	20	2x, last at Georgia (Feb. 12, 2020)

SUPERLATIVES

	'20-21	Career
Double-figure scoring	-	2
Double-figure rebounding	-	-
Double-double	-	-
2+ blocks	1	4
Team high scoring	-	-
Team high rebounding	-	-
Team high blocks	1	5

includes led, or shared team high



2020-21 GAME-BY-GAME

Opponent	Date	GS	MIN	Total		3-Pointers		Free throws		Rebounds				PF	A	T/O	BLK	STL	PTS	AVG
				FG-FGA	PCT	3FG-3FGA	PCT	FT-FTA	PCT	OFF	DEF	TOT	AVG							
vs Liberty	11/28/2020		08:58	2-3	.667	0-0	.000	0-0	.000	0	1	1	1.0	3	0	1	1	0	4	4.0
vs Tulsa	11/29/2020		08:58	0-1	.000	0-0	.000	0-0	.000	1	2	3	2.0	3	0	2	0	0	0	2.0
at Houston	12/05/2020		16:48	3-5	.600	0-1	.000	2-4	.500	1	3	4	2.7	1	0	1	1	0	8	4.0
Texas A&M	01/06/2021		18:26	3-4	.750	0-0	.000	0-0	.000	4	5	9	4.3	4	1	0	2	0	6	4.5
Totals		0	53:10	8-13	.615	0-1	.000	2-4	.500	6	11	17	4.3	11	1	4	4	0	18	4.5

Player Averages

Games Played	Minutes/game	Points/game	FG Pct	3FG Pct	FT Pct	Rebounds/game	Assists/game	Turnovers/game	Assist/Turnover ratio	Steals/game	Blocks/game
4	13.3	4.5	61.5	0.0	50.0	4.3	0.3	1.0	0.3	0.0	1.0

PLAYER BIO

2020-21

- > Scored six points with a career high nine rebounds in SEC opener win vs. Texas A&M (Jan. 6)
- > Strong first half at No. 10 Houston; scored eight points along with four rebounds vs. the Cougars
- > Scored four points in season opener vs. Liberty (Nov. 28)

Career Highlights

- > Saw action in 27 games as a rookie, averaging 4.1 points, 2.7 rebounds and 0.4 blocks in 11.5 minutes per outing
- > Had a pair of double-figure scoring games and three games with 2+ blocks; led or shared the team lead in blocks four times
- > Top scoring output of the season came in 11-point performance in home win over Vanderbilt (Jan. 25, 2020)

Personal

- > Averaged 18 points and six rebounds as a senior at Legacy Early College
- > Named a USA Today South Carolina All-State Second Team honoree after helping his squad to a 34-5 overall record during senior campaign
- > Scored 18 points to lead his team to the USA National Prep Tournament Championship in March
- > Noted as an athletic combo forward with good court awareness
- > A sport and entertainment management major
- > Son of Walter McCreary and Kristie Gordon
- > Has a brother, Carter
- > Credits Meek Mill as his favorite music artist, and Kevin Durant as his favorite NBA player

CAREER STATS

SEASON	TEAM	GP-GS	MIN/AVG	Field Goals		3-Point		F-Throws		Rebounds				Scoring						
				FG-FGA	FG%	3FG-FGA	3FG%	FT-FTA	FT%	OFF	DEF	TOT	AVG	PF-FO	AST	TO	BLK	STL	PTS	AVG
2019-20	USC	27-0	311/11.5	47-82	.573	0-1	.000	17-45	.378	29	43	72	2.7	76-2	7	21	12	7	111	4.1
2020-21	USC	4-0	53/13.3	8-13	.615	0-1	.000	2-4	.500	6	11	17	4.3	11-0	1	4	4	0	18	4.5
TOTAL		31-0	365/11.8	55-95	.579	0-2	.000	19-49	.388	35	54	89	2.9	87-2	8	25	16	7	129	4.2

10 JUSTIN MINAYA

R-JUNIOR - F - 6-6 - 215 - HARRINGTON PARK, N.J./NORTHERN VALLEY AT OLD TAPPAN

CAREER HIGHS

Points	18	at Texas A&M (Jan. 18, 2020)
FG	7	vs. North Alabama (Nov. 6, 2019)
FGA	12	2x, last at Auburn (Jan. 22, 2020)
3FG	4	3x, last at Texas A&M (Jan. 18, 2020)
3FGA	8	at Texas A&M (Jan. 18, 2020)
FT Made	6	vs. Boston U (Nov. 19, 2019)
FT Attempts	8	vs. Boston U (Nov. 19, 2019)
Rebounds	12	vs. Vanderbilt (Jan. 25, 2020)
Assists	5	3x, last at Missouri (Jan. 19, 2021)
Blocks	4	vs. Gardner-Webb (Nov. 22, 2019)
Steals	3	vs. Georgia (Feb. 21, 2018)
Minutes	40	at Texas A&M (Jan. 18, 2020)

SUPERLATIVES

	'20-21	Career
Double-figure scoring	4	24
Double-figure rebounding	3	6
Double-double	3	5
2+ assists	4	33
Team high scoring	1	6
Team high rebounding	4	15
Team high assists	3	12

includes led, or shared team high



2020-21 GAME-BY-GAME

Opponent	Date	GS	MIN	Total		3-Pointers		Free throws		Rebounds				PF	A	T/O	BLK	STL	PTS	AVG
				FG-FGA	PCT	3FG-3FGA	PCT	FT-FTA	PCT	OFF	DEF	TOT	AVG							
vs Liberty	11/28/2020	*	30:13	1-4	.250	0-3	.000	0-0	.000	0	6	6	6.0	1	2	1	1	0	2	2.0
vs Tulsa	11/29/2020	*	32:02	5-10	.500	1-5	.200	0-0	.000	3	6	9	7.5	1	1	4	1	2	11	6.5
at Houston	12/05/2020	*	27:36	4-6	.667	3-3	1.000	2-2	1.000	0	3	3	6.0	4	0	0	0	0	13	8.7
Florida A&M	01/02/2021	*	33:16	3-8	.375	1-4	.250	3-4	.750	4	6	10	7.0	2	2	3	1	0	10	9.0
Texas A&M	01/06/2021	*	30:00	2-6	.333	2-5	.400	0-0	.000	5	3	8	7.2	1	5	0	2	1	6	8.4
at LSU	01/16/2021	*	39:36	5-10	.500	1-6	.167	1-1	1.000	5	5	10	7.7	2	2	2	1	0	12	9.0
at Missouri	01/19/2021	*	36:39	4-11	.364	2-6	.333	0-2	.000	6	5	11	8.1	4	5	0	1	1	10	9.1
Totals			7 229:22	24-55	.436	10-32	.313	6-9	.667	23	34	57	8.1	15	17	10	7	4	64	9.1

Player Averages

Games Played	Minutes/game	Points/game	FG Pct	3FG Pct	FT Pct	Rebounds/game	Assists/game	Turnovers/game	Assist/Turnover ratio	Steals/game	Blocks/game
7	32.8	9.1	43.6	31.3	66.7	8.1	2.4	1.4	1.7	0.6	1.0

PLAYER BIO

2020-21

- > 10 points, game high 11 rebounds for third double-double of the season at Mizzou (Jan. 19)
- > Posted his second double-double of the season with 12 points and a team high 10 rebounds at LSU (Jan. 16)
- > Collected his third-career double-double with 10 points and a team high 10 rebounds in home win vs. Florida A&M (Jan. 2)
- > Tallied a season and team high 13 points at No. 10 Houston (Dec. 5), hitting all three attempts from 3-point range
- > Scored 11 points and pulled down nine rebounds in win vs. Tulsa (Nov. 29) at the Hall of Fame Classic in Kansas City

Career Highlights

- > As a R-sophomore, averaged 7.8 points, 6.0 rebounds, 2.0 assists, 0.9 blocks and 0.6 steals in 29.8 minutes per game
- > In 2019-20, had seven double-figure scoring games, three games with 10+ rebounds, 11 games with 2+ assists and led or shared the team high in rebounding eight times
- > Missed nine games during the 2020 SEC campaign due to a hand/wrist injury
- > Before suffering knee injury, saw action in five games, averaging 7.4 points and 5.6 rebounds per outing, as a sophomore
- > Posted 11 double-figure scoring games as a freshman, including a season high 17 points in a Gamecock win vs. UMass (Dec. 2, 2017)

Personal

- > Averaged 19.5 points, 11.3 rebounds and 5.5 assists per game as a senior
- > Also played baseball during high school career
- > Son of Omar and Rachel Minaya
- > Father, Omar, is currently a special assistant to the general manager for the New York Mets; has served as an executive for several Major League Baseball teams, such as the Montreal Expos, the New York Mets and the San Diego Padres
- > Has a brother, Teddy
- > The best advice he has ever received is to "believe in yourself"
- > Credits his favorite sport other than basketball as baseball
- > Represented the Dominican Republic at the FIBA 2016 U17 World Championship, scoring 6.7 points and pulling down 5.7 rebounds per game
- > During the summer of 2018, joined USA East Coast for a tour of Italy, facing national teams from Germany, Italy and the Netherlands over a four-day span
- > A psychology major

CAREER STATS

SEASON	TEAM	GP-GS	MIN/AVG	Field Goals		3-Point		F-Throws		Rebounds				Scoring						
				FG-FGA	FG%	3FG-FGA	3FG%	FT-FTA	FT%	OFF	DEF	TOT	AVG	PF-FO	AST	TO	BLK	STL	PTS	AVG
2017-18	USC	32-30	860/26.9	90-231	.390	39-107	.364	35-51	.686	52	82	134	4.2	64-1	47	40	8	20	254	7.9
2018-19	USC	5-5	128/25.6	15-33	.455	2-15	.133	5-7	.714	10	18	28	5.6	18-2	8	4	1	3	37	7.4
2019-20	USC	22-21	655/29.8	59-144	.410	19-72	.264	35-53	.660	41	91	132	6.0	46-2	45	20	20	14	172	7.8
2020-21	USC	7-7	229/32.8	24-55	.436	10-32	.313	6-9	.667	23	34	57	8.1	15-0	17	10	7	4	64	9.1
TOTAL		66-63	1872/28.4	188-463	.406	70-226	.310	81-120	.675	126	225	351	5.3	143-5	117	74	36	41	527	8.0

50 | TRE-VAUGHN MINOTT

FRESHMAN - C - 6-9 - 280 - MONTREAL, QUEBEC/NBA ACADEMY LATIN AMERICA



CAREER HIGHS

Points	-
FG	-
FGA	-
3FG	-
3FGA	-
FT Made	-
FT Attempts	-
Rebounds	-
Assists	-
Blocks	-
Steals	-
Minutes	-

SUPERLATIVES

Double-figure scoring	'20-21
Double-figure rebounding	-
Double-double	-
2+ blocks	-
Team high scoring	-
Team high rebounding	-
Team high blocks	-

includes led, or shared team high

2020-21 GAME-BY-GAME

PLAYER BIO

2020-21

> Officially joined the Gamecocks on Jan. 8 and is immediately eligible

Personal

- > Has been at the NBA Academy Latin America in Mexico City since Sept. 2019
- > NBA Academy team competed at the National Prep School Invitational in Rhode Island and at The Skill Factory Tournament of Champions in Atlanta in 2020
- > Prior to joining NBA Academy Latin America, participated in the 2018 Americas Team Camp

CAREER STATS

1 TJ MOSS

R-SOPHOMORE - 6 - 6-4 - 195 - MEMPHIS, TENN./FINDLAY PREP (NEVADA)

CAREER HIGHS

Points	12	vs. Providence (Nov. 17, 2018)
FG	5	vs. Providence (Nov. 17, 2018)
FGA	10	vs. Providence (Nov. 17, 2018)
3FG	3	vs. George Washington (Nov. 18, 2018)
3FGA	5	4x, last vs. Houston (Dec. 8, 2020)
FT Made	2	2x, last vs. Tulsa (Nov. 29, 2020)
FT Attempts	2	11x, last vs. Tulsa (Nov. 29, 2020)
Rebounds	5	vs. Wyoming (Nov. 10, 2019)
Assists	5	at Ole Miss (Feb. 5, 2020)
Blocks	1	vs. Stetson (Dec. 30, 2019)
Steals	4	vs. Tulsa (Nov. 29, 2020)
Minutes	32	at Wyoming (Dec. 5, 2018)

SUPERLATIVES

	'20-21	Career
Double-figure scoring	-	3
Double-figure rebounding	-	-
Double-double	-	-
2+ assists	2	12
Team high scoring	-	-
Team high rebounding	-	-
Team high assists	-	5

includes led, or shared team high



2020-21 GAME-BY-GAME

Opponent	Date	GS	MIN	Total		3-Pointers		Free throws		Rebounds				PF	A	T/O	BLK	STL	PTS	AVG
				FG-FGA	PCT	3FG-3FGA	PCT	FT-FTA	PCT	OFF	DEF	TOT	AVG							
vs Liberty	11/28/2020		20:31	1-3	.333	1-2	.500	0-1	.000	1	1	2	2.0	0	1	2	0	1	3	3.0
vs Tulsa	11/29/2020		23:57	3-4	.750	0-0	.000	2-2	1.000	0	1	1	1.5	1	2	2	0	4	8	5.5
at Houston	12/05/2020		20:04	2-3	.667	2-2	1.000	2-2	1.000	0	1	1	1.3	4	2	2	0	0	8	6.3
at LSU	01/16/2021		10:40	0-0	.000	0-0	.000	0-0	.000	0	2	2	1.5	1	1	2	0	0	0	4.8
at Missouri	01/19/2021		10:11	2-3	.667	2-3	.667	0-0	.000	0	0	0	1.2	3	0	1	0	1	6	5.0
Totals		0	85:23	8-13	.615	5-7	.714	4-5	.800	1	5	6	1.2	9	6	9	0	6	25	5.0

Player Averages

Games Played	Minutes/game	Points/game	FG Pct	3FG Pct	FT Pct	Rebounds/game	Assists/game	Turnovers/game	Assist/Turnover ratio	Steals/game	Blocks/game
5	17.1	5.0	61.5	71.4	80.0	1.2	1.2	1.8	0.7	1.2	0.0

PLAYER BIO

2020-21

- > Hit a pair of 3s and had two makes at the foul line for eight points at No. 10 Houston (Dec. 5)
- > Scored eight points with a team high four steals and two assists in win over Tulsa (Nov. 29) at the Hall of Fame Classic in Kansas City

Career Highlights

- > Saw action in 30 games during R-freshman season, averaging 2.0 points, 0.9 rebounds and 1.5 assists in 11.9 minutes per game
- > Scored 10 points, hitting a season high four attempts from the floor, to go along with three assists in upset win vs. No. 10/12 Kentucky (Jan. 15, 2020)
- > Saw action in seven games as a rookie before being sidelined for the remainder of the season due to injury
- > Posted two double-figure scoring games as a true freshman, including a season high 12 points vs. Providence (Nov. 17, 2018)

Personal

- > Listed as a four-star prospect according to ESPN.com, and a three-star prospect according to 247sports.com
- > Helped lead his Findlay Prep squad to a 32-5 overall record in 2017-18, advancing to the semifinal round of the high school national tournament
- > Averaged a team high 6.2 assists per game at Findlay Prep
- > Prior to time at Findlay Prep, spent three seasons at Memphis East High School, helping his squad to a combined 65-5 record during his final two seasons
- > A fashion merchandising major
- > Son of Terrence and Timitra Moss
- > Has two brothers, Tevin and Tyler
- > Favorite athlete is Kevin Durant
- > His dream job is to be a fashion designer and own his own clothing line

CAREER STATS

SEASON	TEAM	GP-GS	MIN/AVG	Field Goals		3-Point		F-Throws		Rebounds				Scoring						
				FG-FGA	FG%	3FG-FGA	3FG%	FT-FTA	FT%	OFF	DEF	TOT	AVG	PF-FO	AST	TO	BLK	STL	PTS	AVG
2018-19	USC	7-3	143/20.4	16-41	.390	8-24	.333	4-6	.667	0	13	13	1.9	8-0	13	14	0	4	44	6.3
2019-20	USC	30-0	354/11.8	23-85	.271	10-42	.238	5-17	.294	2	24	26	0.9	35-1	44	31	1	8	61	2.0
2020-21	USC	5-0	85/17.1	8-13	.615	5-7	.714	4-5	.800	1	5	6	1.2	9-0	6	9	0	6	25	5.0
TOTAL		42-3	583/13.9	47-139	.338	23-73	.315	13-28	.464	3	42	45	1.1	52-1	63	54	1	18	130	3.1

14 NATHAN NELSON

JUNIOR - F - 6-6 - 189 - MURFREESBORO, TENN./BLACKMAN

CAREER HIGHS

Points	2	vs. Wyoming (Nov. 10, 2019)
FG	1	vs. Wyoming (Nov. 10, 2019)
FGA	2	3x, last vs. Texas A&M (Feb. 8, 2020)
3FG	-	-
3FGA	1	2x, last vs. Texas A&M (Feb. 8, 2020)
FT Made	-	-
FT Attempts	-	-
Rebounds	2	vs. North Alabama (Nov. 6, 2019)
Assists	-	-
Blocks	-	-
Steals	1	vs. Georgia (March 9, 2019)
Minutes	9	vs. Tennessee (Feb. 15, 2020)

SUPERLATIVES

	'20-21	Career
Double-figure scoring	-	-
Double-figure rebounding	-	-
Double-double	-	-
2+ blocks	-	-
Team high scoring	-	-
Team high rebounding	-	-
Team high blocks	-	-

includes led, or shared team high



2020-21 GAME-BY-GAME

Opponent	Date	GS	MIN	Total		3-Pointers		Free throws		Rebounds				PF	A	T/O	BLK	STL	PTS	AVG
				FG-FGA	PCT	3FG-3FGA	PCT	FT-FTA	PCT	OFF	DEF	TOT	AVG							
at LSU	01/16/2021		02:16	0-0	.000	0-0	.000	0-0	.000	0	1	1	1.0	1	0	0	0	0	0	0.0
Totals		0	02:16	0-0	.000	0-0	.000	0-0	.000	0	1	1	1.0	1	0	0	0	0	0	0.0

Player Averages

Games Played	Minutes/game	Points/game	FG Pct	3FG Pct	FT Pct	Rebounds/game	Assists/game	Turnovers/game	Assist/Turnover ratio	Steals/game	Blocks/game
1	2.3	0.0	0.0	0.0	0.0	1.0	0.0	0.0	0.0	0.0	0.0

PLAYER BIO

2020-21

- > Saw first action of the season at LSU (Jan. 16)
- > Suffered a broken left hand in preseason practice

Career Highlights

- > Has seen action in 16 career games entering junior season
- > Scored first points of career in home win over Wyoming on Nov. 10, 2019

Personal

- > Played prep basketball at Blackman High School in Murfreesboro, Tenn.
- > Averaged 9.0 points, 5.7 rebounds and 2.3 assists per game as a senior
- > Helped team to a 32-1 record during senior campaign, and the team was ranked second in Tennessee
- > Hit 49 percent from the field, 44 percent from 3-point range and 80 percent from the free throw line as a senior
- > Named to the Murfreesboro Post's All-County second team following senior campaign
- > Son of Lynn Nelson and Antoinette van Zelm
- > Has a sister, Elizabeth
- > A political science major
- > His favorite NBA team is the Memphis Grizzlies
- > His dream job is to be a CIA agent

CAREER STATS

SEASON	TEAM	GP-GS	MIN/AVG	Field Goals		3-Point		F-Throws		Rebounds				Scoring						
				FG-FGA	FG%	3FG-FGA	3FG%	FT-FTA	FT%	OFF	DEF	TOT	AVG	PF-FO	AST	TO	BLK	STL	PTS	AVG
2018-19	USC	4-0	6/1.5	0-2	.000	0-1	.000	0-0	.000	0	1	1	0.3	1-0	0	0	0	1	0	0.0
2019-20	USC	12-0	36/3.0	1-6	.167	0-1	.000	0-0	.000	2	0	2	0.2	6-0	0	1	0	0	2	0.2
2020-21	USC	1-0	2/2.3	0-0	.000	0-0	.000	0-0	.000	0	1	1	1.0	1-0	0	0	0	0	0	0.0
TOTAL		17-0	44/2.6	1-8	.125	0-2	.000	0-0	.000	2	2	4	0.2	8-0	0	1	0	1	2	0.1

25 SEVENTH WOODS

R-SENIOR - 6 - 6-2 - 189 - COLUMBIA, S.C./HAMMOND/NORTH CAROLINA

CAREER HIGHS

Points	14	vs. Gonzaga (Dec. 15, 2018)
FG	6	vs. Gonzaga (Dec. 15, 2018)
FGA	9	vs. Gonzaga (Dec. 15, 2018)
3FG	2	2 vs. Gonzaga (Dec. 15, 2018)
3FGA	2	4x, last vs. Louisville (Jan. 12, 2019)
FT Made	4	3x, last vs. Notre Dame (Jan. 15, 2019)
FT Attempts	6	2x, last vs. NC State (Jan. 8, 2017)
Rebounds	4	4x, last vs. Gonzaga (Dec. 15, 2018)
Assists	8	vs. Tennessee Tech (Nov. 16, 2018)
Blocks	1	7x, last vs. Notre Dame (Jan. 15, 2019)
Steals	4	vs. Saint Francis (Nov. 19, 2018)
Minutes		

SUPERLATIVES

	'20-21	Career
Double-figure scoring	-	1
Double-figure rebounding	-	-
Double-double	-	-
2+ assists	3	37
Team high scoring*	-	-
Team high rebounding*	-	-
Team high assists*	-	-

*includes led, or shared team high
* at Carolina*



2020-21 GAME-BY-GAME

Opponent	Date	GS	MIN	Total		3-Pointers		Free throws		Rebounds				PF	A	T/O	BLK	STL	PTS	AVG
				FG-FGA	PCT	3FG-3FGA	PCT	FT-FTA	PCT	OFF	DEF	TOT	AVG							
vs Liberty	11/28/2020		16:40	4-7	.571	0-0	.000	0-0	.000	1	0	1	1.0	1	0	2	0	0	8	8.0
vs Tulsa	11/29/2020		09:15	0-1	.000	0-1	.000	0-0	.000	0	0	0	0.5	3	3	2	0	2	0	4.0
at Houston	12/05/2020		10:40	0-3	.000	0-1	.000	0-1	.000	0	2	2	1.0	2	1	1	1	0	0	2.7
Florida A&M	01/02/2021	*	27:32	4-9	.444	0-2	.000	0-1	.000	0	4	4	1.8	3	4	2	0	1	8	4.0
Texas A&M	01/06/2021	*	26:38	1-5	.200	0-2	.000	0-0	.000	0	2	2	1.8	2	3	6	0	1	2	3.6
at LSU	01/16/2021	*	15:27	0-4	.000	0-1	.000	0-0	.000	0	2	2	1.8	2	2	2	0	2	0	3.0
at Missouri	01/19/2021	*	16:36	1-5	.200	0-2	.000	0-0	.000	0	1	1	1.7	2	1	3	0	2	2	2.9
Totals		4	122:48	10-34	.294	0-9	.000	0-2	.000	1	11	12	1.7	15	14	18	1	8	20	2.9

Player Averages

Games Played	Minutes/game	Points/game	FG Pct	3FG Pct	FT Pct	Rebounds/game	Assists/game	Turnovers/game	Assist/Turnover ratio	Steals/game	Blocks/game
7	17.5	2.9	29.4	0.0	0.0	1.7	2.0	2.6	0.8	1.1	0.1

PLAYER BIO

2020-21

- > Made first start as a Gamecock, scoring eight points with four rebounds and four assists in home win vs. Florida A&M (Jan. 2)
- > Score eight points in Gamecock debut, hitting 4-of-7 attempts from the floor vs. Liberty (Nov. 28) at the Hall of Fame Classic in Kansas City
- > Dished out three assists and collected two steals in win vs. Tulsa (Nov. 29)

Career Highlights

- > Saw action in 94 career games at North Carolina, averaging 1.8 points and 1.1 rebounds per game; a member of UNC's 2017 national championship team
- > Played prep career at Hammond School in Columbia, averaging 18.9 points, 4.5 rebounds and five assists per game as a senior
- > Helped 2015 Hammond squad capture state championship
- > Twice named Mr. Basketball in the state of South Carolina, while collecting other accolades such as all-region and all-state honors, while also being named the South Carolina Independent Schools Association Player of the Year four times during prep career

Personal

- > A psychology major
- > Son of Luis and Monica Woods
- > Youngest of six siblings - has four brothers, Eric, Chris, Charles and Louis, and a sister, Octavia
- > Lists Demarcus Cousins as his favorite NBA player

CAREER STATS

SEASON	TEAM	GP-GS	MIN/AVG	Field Goals		3-Point		F-Throws		Rebounds				Scoring						
				FG-FGA	FG%	3FG-FGA	3FG%	FT-FTA	FT%	OFF	DEF	TOT	AVG	PF-FO	AST	TO	BLK	STL	PTS	AVG
2016-17	UNC	40-0	309/7.7	17-60	.283	2-11	.182	25-41	.610	6	49	55	1.4	28-1	49	42	2	21	61	1.5
2017-18	UNC	20-0	140/7.0	9-30	.300	0-4	.000	4-5	.800	1	13	14	0.7	21-0	20	12	1	6	22	1.1
2018-19	UNC	34-1	367/10.8	31-74	.419	4-10	.400	18-28	.643	4	29	33	1.0	39-0	71	51	4	30	84	2.5
2020-21	USC	7-4	123/17.5	10-34	.294	0-9	.000	0-2	.000	1	11	12	1.7	15-0	14	18	1	8	20	2.9
TOTAL FOR USC		7-4	123/17.5	10-34	.294	0-9	.000	0-2	.000	1	11	12	1.7	15-0	14	18	1	8	20	2.9
TOTAL		101-5	939/9.3	67-198	.338	6-34	.176	47-76	.618	12	102	114	1.1	103-1	154	123	8	65	187	1.9

THE LAST TIME IN SOUTH CAROLINA BASKETBALL

AN INDIVIDUAL ...

Scored 20 or more points:	South Carolina: AJ Lawson (22), Keyshawn Bryant (26), at LSU, Jan. 16, 2021, in Baton Rouge, La. Opponent: Trendon Watford (23), Cameron Thomas (25), LSU, Jan. 16, 2021, in Baton Rouge, La.
Scored 30 or more points:	South Carolina: AJ Lawson (30) vs. Texas A&M (Jan. 6, 2021) Opponent: Mason Jones (34), Arkansas, Jan. 29, 2020, in Fayetteville, Ark.
Scored 35 or more points:	South Carolina: Sindarius Thornwell (44) vs. Alabama, Feb. 7, 2017, in Columbia, S.C. Opponent: Anthony Edwards (36), Georgia, Feb. 26, 2020, in Columbia, S.C.
Scored 40 or more points:	South Carolina: Sindarius Thornwell (44), vs. Alabama, Feb. 7, 2017, in Columbia, S.C. Opponent: Austin Carr (43), Notre Dame, Dec. 30, 1969, in New Orleans, La.
Collected 20 or more rebounds:	South Carolina: Sindarius Thornwell (21), vs. Alabama, Feb. 7, 2017, in Columbia, S.C. Opponent: Ekpe Udoh (20), Baylor, Jan. 2, 2010, in Columbia, S.C.
Collected 15 or more rebounds:	South Carolina: Chris Silva (17), vs. Texas A&M, March 5, 2019, in College Station, Texas Opponent: Reggie Perry (16), Miss. State, March 3, 2020, in Columbia, S.C.
Made 12 or more field goals:	South Carolina: Laimonas Chatkevicius (15), vs. High Point, March 15, 2016, in Columbia, S.C. Opponent: Breein Tyree (12), Ole Miss, Feb. 5, 2020, in Oxford, Miss.
Made 10 or more field goals:	Keyshawn Bryant (10), at LSU, Jan. 16, 2021, in Baton Rouge, La. Opponent: Anthony Edwards (11), Georgia, Feb. 26, 2020, in Columbia, S.C.
Attempted 20 or more field goals:	South Carolina: AJ Lawson (22) vs. Texas A&M (Jan. 6, 2021), in Columbia, S.C. Opponent: Anthony Edwards (22), Georgia, Feb. 26, 2020, in Columbia, S.C.
Attempted 25 or more field goals:	South Carolina: Sindarius Thornwell (25), vs. Alabama, Feb. 7, 2017, in Columbia, S.C. Opponent: Kemmy Burgess (26), Alaska-Anchorage, Nov. 24, 2005, in Anchorage, Alaska
Dished 10 or more assists:	South Carolina: Jermaine Couisnard (10), vs. Miss. State, March 3, 2020, in Columbia, S.C. Opponent: Andrew Nembhard (10), Florida, March 5, 2016, in Fayetteville, Ark.
Swiped 5 or more steals:	South Carolina: AJ Lawson (5), at LSU, Jan. 16, 2021, in Baton Rouge, La. Opponent: Darius Days (5), LSU, Feb. 22, 2020, in Columbia, S.C.
Blocked 5 or more shots:	South Carolina: Maik Kotsar (6), vs. North Greenville, Dec. 31, 2018, in Columbia, S.C. Opponent: Abdul Adu (6), Mississippi State, Feb. 23, 2019, in Starkville, Miss.
Made 5 or more 3-point field goals:	South Carolina: Jermaine Couisnard (5) vs. Texas A&M (Jan. 6, 2021), in Columbia, S.C. Opponent: Isaiah Joe (5), Arkansas, Jan. 29, 2020, in Fayetteville, Ark.
Attempted 8 or more 3-point field goals:	South Carolina: AJ Lawson (14), at LSU, Jan. 16, 2021, in Baton Rouge, La. Opponent: Cameron Thomas, (LSU), Jan. 16, 2021, in Baton Rouge, La.
Made 10 or more free throws:	South Carolina: AJ Lawson (12), vs. Cleveland State, Nov. 15, 2019, in Columbia, S.C. Opponent: Quentin Grimes (14), Houston, Dec. 5, 2020, in Houston, Texas
Attempted 15 or more free throws:	South Carolina: Chris Silva (16), vs. Georgia, March 9, 2019, in Columbia, S.C. Opponent: Quentin Grimes, Houston, Dec. 5, 2020, in Houston, Texas
Played all 40 minutes of regulation:	South Carolina: AJ Lawson, at LSU, Jan. 16, 2021, in Baton Rouge, La. Opponent: Herbert Jones, Alabama, Feb. 29, 2020, in Tuscaloosa, Ala.
A player hit a last-second shot (within 3 seconds) to win a game:	South Carolina: Jermaine Couisnard (3-pointer), vs. Kentucky, Jan. 15, 2020, in Columbia, S.C. Opponent: JJ Frazier (Free Throws), Georgia, March 11, 2016, in Nashville, Tenn.
A player had a double-double:	South Carolina: Justin Minaya (10 points, 11 rebounds), at Missouri, Jan. 19, 2021, in Columbia, Mo. Opponent: Jeremiah Tilmon (19 points, 10 rebounds), Missouri, Jan. 19, 2021, in Columbia, Mo.
Two or more players had a double-double:	South Carolina: Maik Kotsar (19 points, 10 rebounds) & Keyshawn Bryant (16 points, 10 rebounds), vs. Georgia, Feb. 26, 2020, in Columbia, S.C. Opponent: Nicolas Claxton (13 points, 10 rebounds) & Derek Ogbeide (11 points, 10 rebounds), Georgia, March 9, 2019, in Columbia, S.C..
A player had a triple-double:	South Carolina: Sam Muldrow (16 points, 14 rebounds, 10 blocks) vs. Vanderbilt, Jan. 8, 2011, in Columbia, S.C. Opponent: Daniel Hackett (Southern California - 22 points, 10 rebounds, 10 assists), Nov. 17, 2007, in Columbia, S.C. <i>*** Only second triple-double in South Carolina history (Chuck Eidson (25 points, 10 rebounds, 10 assists) vs. SC State, Nov. 29, 2002, in Columbia, S.C.))</i>
Scored 30 or more points in back-to-back games:	South Carolina: Devan Downey, 30 vs. Kentucky, Jan. 26, 2010, in Columbia, S.C. 33 vs. Georgia, Jan. 30, 2010, in Columbia, S.C.
Scored 25 or more points in back-to-back games:	South Carolina: AJ Lawson, 25 vs. Florida A&M, Jan. 2, 2021 30 vs. Texas A&M, Jan. 6, 2021

A TEAM ...

Scored 100 or more points:	South Carolina: 103 vs. The Citadel, Nov. 12, 2007, in Columbia, S.C. Opponent: 107, Vanderbilt, Feb. 17, 1996, in Nashville, Tenn.
Scored 50 points or less:	South Carolina: 47, vs. Wichita State, Nov. 26, 2019, in Cancun Opponent: 32, Wyoming, Nov. 10, 2019, in Columbia, S.C.
Scored 50 points in a half:	South Carolina: 56 (2nd half) vs. Kentucky, Jan. 15, 2020, in Columbia, S.C. Opponent: 51 (2nd half), LSU, Jan. 16, 2021, in Baton Rouge, La.
Failed to score 25 points in a half:	South Carolina: 22 (1st half), Wichita State, Nov. 26, 2019, in Cancun Opponent: 20 (1st half), Georgia, Feb. 12, 2020, in Athens, Ga.

Collected 50 or more rebounds:	South Carolina: 50, vs. USC Upstate, Nov. 6, 2018, in Columbia Opponent: 50, Kentucky, Feb. 5, 2019, in Lexington, Ky.
Shot 60% or better from the field:	South Carolina: 60.0% (39-65), vs. High Point, March 15, 2016, in Columbia, S.C. Opponent: 69.6% (32-46) Missouri, Feb. 28, 2013, in Columbia, S.C.
Shot 50% or better from the field:	South Carolina: 51.0% (25-49), vs. Missouri, Feb. 1, 2020, in Columbia, S.C. Opponent: 58.3% (28-48), Missouri, Jan. 19, 2021, in Columbia, Mo.
Shot less than 30% from the field:	South Carolina: 27.8% (15-54), vs. Florida, Feb. 10, 2018, in Columbia, S.C. Opponent: 27.3% (15-55), Texas A&M, Feb. 8, 2020, in Columbia, S.C.
Shot 50% or better from 3-point range (at least 10 attempts):	South Carolina: 56.5% (13-23), vs. Texas A&M, March 5, 2019, in College Station, Texas Opponent: 52.9% (9-17), Houston, Dec. 8, 2019, in Columbia, S.C.
Shot 20% or less from 3-point range (at least 10 attempts):	South Carolina: 18.8% (3-16), vs. Georgia, Feb. 26, 2020, in Columbia, S.C. Opponent: 12.5% (3-24), Georgia, Feb. 12, 2020, in Athens, Ga.
Dished 20 or more assists:	South Carolina: 20, vs. Miss. State, March 3, 2020, in Columbia, S.C. Opponent: 22, Tennessee, Feb. 13, 2019, in Knoxville, Tenn.
Made 35 or more shots:	South Carolina: 35, vs. Marquette, March 17, 2017, in Greenville, S.C. Opponent: 36, Tennessee, Jan. 29, 2019, in Columbia, S.C.
Attempted 80 or more shots:	South Carolina: 82, vs. Cleveland State, Nov. 15, 2019, in Columbia, S.C. Opponent: 83, LSU, Feb. 10, 1996, in Columbia, S.C.
Attempted 70 or more shots:	South Carolina: 70, at Missouri, Jan. 19, 2021, in Columbia, Mo. Opponent: 70, Stony Brook, Nov. 9, 2018, in Columbia, S.C.
Made 10 or more 3-pointers:	South Carolina: 10, vs. Texas A&M (Jan. 6, 2021) Opponent: 10, Auburn, Jan. 22, 2020, in Auburn, Ala.
Did not make a 3-pointer:	South Carolina: USC Upstate, Nov. 6, 2018, in Columbia Opponent: Florida, Jan. 18, 2017, in Columbia, S.C.
Attempted 30 or more 3-pointers:	South Carolina: 30, vs. Texas A&M (Jan. 6, 2021) Opponent: 30, Vanderbilt, Jan. 25, 2020, in Columbia, S.C.
Attempted 25 or more 3-pointers:	South Carolina: 28, at Missouri, Jan. 19, 2021, in Columbia, Mo. Opponent: 29, Georgia, Feb. 26, 2020, in Columbia, S.C.
Made 30 or more free throws:	South Carolina: 35, vs. Alabama, Feb. 7, 2017, in Columbia, S.C. Opponent: 31, Houston, Dec. 5, 2020, in Houston, Texas
Attempted 40 or more free throws:	South Carolina: 50, vs. Alabama, Feb. 7, 2017, in Columbia, S.C. Opponent: 47, Alabama, Feb. 29, 2020, in Tuscaloosa, Ala.
Swiped 15 or more steals:	South Carolina: 15 vs. Vanderbilt, Jan. 16, 2010, in Columbia, S.C. Opponent: 15, Monmouth, Nov. 15, 2016, in Columbia, S.C.
Blocked 12 or more shots:	South Carolina: 12, vs. Coastal Carolina, Nov. 30, 2018, in Columbia, S.C. Opponent: 12, Mississippi State, Jan. 26, 2016, in Columbia, S.C.
Blocked 8 or more shots:	South Carolina: 8, vs. Texas A&M, Feb. 8, 2020, in Columbia, S.C. Opponent: 11, Tennessee, Jan. 11, 2020, in Knoxville, Tenn.
Won by 30 or more points:	South Carolina: 34, vs. Wyoming, Nov. 10, 2019, in Columbia, S.C. Opponent: 34, Kentucky, Feb. 14, 2015, in Lexington, Ky.
Won by 20 or more points:	South Carolina: 24, vs. Texas A&M (Jan. 6, 2021) Opponent: 23, Wichita State, Nov. 26, 2019, in Cancun
Played a single overtime game:	Win: 90-94 vs. Georgia, Feb. 26, 2020, in Columbia, S.C. Loss: 72-68 at Mississippi State, Feb. 24, 2018, in Starkville, Miss.
Played a double overtime game:	Win: 87-85 vs. WKU, Nov. 27, 2010, in Bowling Green, Ky. Loss: 98-88 vs. Louisville, Feb. 20, 1988, in Columbia, S.C.
South Carolina played a No. 1 Team in the country:	Win: 68-62 vs. No. 1/1 Kentucky, Jan. 26, 2010, in Columbia, S.C. Loss: 85-73 loss to No. 1/1 Tennessee, Feb. 13, 2019, in Knoxville, Tenn.
South Carolina played a top-5 opponent:	Win: 68-62 vs. No. 1/1 Kentucky, Jan. 26, 2010, in Columbia, S.C. Loss: 85-73 loss to No. 1/1 Tennessee, Feb. 13, 2019, in Knoxville, Tenn.
South Carolina played a top-10 opponent:	Win: 81-78 win vs. No. 10/12 Kentucky, Jan. 15, 2020, in Columbia, S.C. Loss: 77-67 loss at No. 10 Houston, Dec. 5, 2020, in Houston, Texas
South Carolina played a top-25 opponent:	Win: 70-59 win at No. 9/7 Virginia, Dec. 22, 2019, in Charlottesville, Va. Loss: 77-67 loss at No. 10 Houston, Dec. 5, 2020, in Houston, Texas
South Carolina defeated a ranked opponent:	Home: 81-78 win vs. No. 10/12 Kentucky, Jan. 15, 2020, in Columbia, S.C. Away: 70-59 win at No. 9/7 Virginia, Dec. 22, 2019, in Charlottesville, Va. Neutral: 77-70 vs. No. 20/17 Florida, March 26, 2017, in New York City SEC Home: 81-78 win vs. No. 10/12 Kentucky, Jan. 15, 2020, in Columbia, S.C. SEC Away: 77-72 win at No. 20/22 Florida, Jan. 24, 2018, in Gainesville, Fla. Non-conference away: 70-59 win at No. 9/7 Virginia, Dec. 22, 2019, in Charlottesville, Va.
South Carolina defeated a top-10 opponent:	Home: 81-78 win vs. No. 10/12 Kentucky, Jan. 15, 2020, in Columbia, S.C. Away: 70-59 win at No. 9/7 Virginia, Dec. 22, 2019, in Charlottesville, Va. Neutral: 88-81 win vs. No. 7/7 Duke, March 19, 2017, in Greenville, S.C.
A South Carolina win opened the season:	Home: 77-55 win vs. North Alabama on Nov. 6, 2019, in Columbia, S.C. Away: 73-52 win at Wofford on Nov. 10, 2017, in Spartanburg, S.C. Neutral: 74-61 win vs. Chaminade, Nov. 19, 2001, in Maui, Hawaii (Maui Invite)
South Carolina opened SEC play:	Home: 78-54 win vs. Texas A&M, Jan. 6, 2021, in Columbia, S.C. Away: 85-80 loss at LSU, Jan. 16, 2021, in Baton Rouge, La.



2020-21 South Carolina Men's Basketball Combined Team Statistics All games

Game Records

Record	Overall	Home	Away	Neutral
ALL GAMES	3-4	2-0	0-3	1-1
CONFERENCE	1-2	1-0	0-2	0-0
NON-CONFERENCE	2-2	1-0	0-1	1-1

Score by Periods

Team	1st	2nd	OT	TOT
South Carolina	238	266	0	504
Opponents	248	256	0	504

Team Box Score

No.	Player				Total		3-Point		F-Throw		Rebounds											
		GP-GS	MIN	AVG	FG-FGA	FG%	3FG-FGA	3FG%	FT-FTA	FT%	OFF	DEF	TOT	AVG	PF	DQ	A	TO	BLK	STL	PTS	AVG
00	LAWSON, AJ	7-7	213:12	30.5	41-95	.432	17-56	.304	17-24	.708	5	20	25	3.6	12	0	14	9	1	12	116	16.6
24	BRYANT, Keyshawn	5-3	126:16	25.3	27-52	.519	1-6	.167	12-20	.600	10	12	22	4.4	11	0	4	14	6	1	67	13.4
5	COUSINARD, Jermaine	7-7	200:05	28.6	28-89	.315	14-46	.304	11-24	.458	4	15	19	2.7	13	0	27	16	0	11	81	11.6
10	MINAYA, Justin	7-7	229:22	32.8	24-55	.436	10-32	.313	6-9	.667	23	34	57	8.1	15	0	17	10	7	4	64	9.1
15	LEVEQUE, Wildens	7-4	128:42	18.4	15-29	.517	0-0	.000	13-19	.684	16	16	32	4.6	25	0	2	10	2	2	43	6.1
2	ANDERSON, Trey	5-0	55:24	11.1	11-16	.688	2-5	.400	1-3	.333	6	4	10	2.0	8	0	3	1	0	0	25	5.0
1	MOSS, TJ	5-0	85:23	17.1	8-13	.615	5-7	.714	4-5	.800	1	5	6	1.2	9	0	6	9	0	6	25	5.0
4	MCCREARY, Jalyn	4-0	53:10	13.3	8-13	.615	0-1	.000	2-4	.500	6	11	17	4.3	11	0	1	4	4	0	18	4.5
12	HANNIBAL, Trae	7-0	103:57	14.9	9-30	.300	2-5	.400	9-11	.818	7	14	21	3.0	12	0	9	13	0	7	29	4.1
20	FRINK, Alanzo	3-3	55:17	18.4	4-9	.444	0-2	.000	2-4	.500	3	8	11	3.7	5	0	0	4	1	0	10	3.3
21	BENSON, Ja'Von	2-0	20:56	10.5	2-6	.333	1-2	.500	1-4	.250	2	3	5	2.5	1	0	2	0	0	0	6	3.0
23	WOODS, Seventh	7-4	122:48	17.5	10-34	.294	0-9	.000	0-2	.000	1	11	12	1.7	15	0	14	18	1	8	20	2.9
13	GREEN, Mike	1-0	01:36	1.6	0-0	.000	0-0	.000	0-0	.000	0	0	0	0.0	0	0	0	0	0	0	0	0.0
14	NELSON, Nathan	1-0	02:16	2.3	0-0	.000	0-0	.000	0-0	.000	0	1	1	1.0	1	0	0	0	0	0	0	0.0
44	COOPER JR., Ford	1-0	01:36	1.6	0-0	.000	0-0	.000	0-0	.000	0	0	0	0.0	0	0	0	0	0	0	0	0.0
Team											16	10	26					2				
Total		7	1400		187-441	.424	52-171	.304	78-129	.605	100	164	264	37.7	138	0	99	110	22	51	504	72.0
Opponents		7	1406		167-369	.453	42-133	.316	128-176	.727	58	176	234	33.4	131	2	84	116	22	54	504	72.0

Team Statistics

	USC	OPP
Scoring	504	504
Points per game	72.0	72.0
Scoring margin	0.0	-
Field goals-att	187-441	167-369
Field goal pct	.424	.453
3 point fg-att	52-171	42-133
3-point FG pct	.304	.316
3-pt FG made per game	7.4	6.0
Free throws-att	78-129	128-176
Free throw pct	.605	.727
F-Throws made per game	11.1	18.3
Rebounds	264	234
Rebounds per game	37.7	33.4
Rebounding margin	+4.3	-
Assists	99	84
Assists per game	14.1	12.0
Turnovers	110	116
Turnovers per game	15.7	16.6
Turnover margin	+0.9	-
Assist/turnover ratio	0.9	0.7
Steals	51	54
Steals per game	7.3	7.7
Blocks	22	22
Blocks per game	3.1	3.1
Winning streak	0	-
Home win streak	2	-
Attendance	6260	4002
Home games-Avg/Game	2-3130	3-1334
Neutral site-Avg/Game	-	2-0

Team Results

Date	Opponent		Score	Att.
11/28/2020	vs Liberty	L	62-78	0
11/29/2020	vs Tulsa	W	69-58	0
12/05/2020	at Houston	L	67-77	1859
01/02/2021	Florida A&M	W	78-71	3100
01/06/2021	Texas A&M	W	78-54	3160
01/16/2021	at LSU	L	80-85	2143
01/19/2021	at Missouri	L	70-81	0



**2020-21 South Carolina Men's Basketball
Combined Team Statistics
In Conference games**

Game Records

Record	Overall	Home	Away	Neutral
ALL GAMES	1-2	1-0	0-2	0-0
CONFERENCE	1-2	1-0	0-2	0-0
NON-CONFERENCE	0-0	0-0	0-0	0-0

Score by Periods

Team	1st	2nd	OT	TOT
South Carolina	105	123	0	228
Opponents	106	114	0	220

Team Box Score

No.	Player	Total			3-Point		F-Throw		Rebounds				Other Stats									
		GP-GS	MIN	AVG	FG-FGA	FG%	3FG-FGA	3FG%	FT-FTA	FT%	OFF	DEF	TOT	AVG	PF	DQ	A	TO	BLK	STL	PTS	AVG
24	BRYANT, Keyshawn	2-0	63:00	31.5	18-30	.600	1-2	.500	8-14	.571	5	7	12	6.0	4	0	3	5	6	0	45	22.5
00	LAWSON, AJ	3-3	97:39	32.6	20-50	.400	8-29	.276	9-12	.750	3	9	12	4.0	6	0	8	5	0	7	57	19.0
2	ANDERSON, Trey	2-0	32:54	16.5	9-12	.750	2-4	.500	1-3	.333	5	2	7	3.5	5	0	2	0	0	0	21	10.5
10	MINAYA, Justin	3-3	106:15	35.4	11-27	.407	5-17	.294	1-3	.333	16	13	29	9.7	7	0	12	2	4	2	28	9.3
5	COUISNARD, Jermaine	3-3	82:60	27.7	8-35	.229	7-23	.304	3-7	.429	1	9	10	3.3	5	0	14	6	0	2	26	8.7
15	LEVEQUE, Wildens	3-3	63:35	21.2	11-17	.647	0-0	.000	2-3	.667	7	9	16	5.3	11	0	1	6	2	0	24	8.0
4	MCCREARY, Jalyn	1-0	18:26	18.4	3-4	.750	0-0	.000	0-0	.000	4	5	9	9.0	4	0	1	0	2	0	6	6.0
12	HANNIBAL, Trae	3-0	45:03	15.0	3-14	.214	1-3	.333	4-6	.667	4	3	7	2.3	7	0	2	4	0	4	11	3.7
1	MOSS, TJ	2-0	20:51	10.4	2-3	.667	2-3	.667	0-0	.000	0	2	2	1.0	4	0	1	3	0	1	6	3.0
23	WOODS, Seventh	3-3	58:41	19.6	2-14	.143	0-5	.000	0-0	.000	0	5	5	1.7	6	0	6	11	0	5	4	1.3
44	COOPER JR., Ford	1-0	01:36	1.6	0-0	.000	0-0	.000	0-0	.000	0	0	0	0.0	0	0	0	0	0	0	0	0.0
13	GREEN, Mike	1-0	01:36	1.6	0-0	.000	0-0	.000	0-0	.000	0	0	0	0.0	0	0	0	0	0	0	0	0.0
21	BENSON, Ja'Von	1-0	05:08	5.1	0-2	.000	0-1	.000	0-0	.000	0	1	1	1.0	1	0	0	0	0	0	0	0.0
14	NELSON, Nathan	1-0	02:16	2.3	0-0	.000	0-0	.000	0-0	.000	0	1	1	1.0	1	0	0	0	0	0	0	0.0
Team											5	3	8					1				
Total		3	600		87-208	.418	26-87	.299	28-48	.583	50	69	119	39.7	61	0	50	43	14	21	228	76.0
Opponents		3	600		72-157	.459	17-56	.304	59-81	.728	25	80	105	35.0	57	0	37	51	7	27	220	73.3

Team Statistics

	USC	OPP
Scoring	228	220
Points per game	76.0	73.3
Scoring margin	+2.7	-
Field goals-att	87-208	72-157
Field goal pct	.418	.459
3 point fg-att	26-87	17-56
3-point FG pct	.299	.304
3-pt FG made per game	8.7	5.7
Free throws-att	28-48	59-81
Free throw pct	.583	.728
F-Throws made per game	9.3	19.7
Rebounds	119	105
Rebounds per game	39.7	35.0
Rebounding margin	+4.7	-
Assists	50	37
Assists per game	16.7	12.3
Turnovers	43	51
Turnovers per game	14.3	17.0
Turnover margin	+2.7	-
Assist/turnover ratio	1.2	0.7
Steals	21	27
Steals per game	7.0	9.0
Blocks	14	7
Blocks per game	4.7	2.3
Winning streak	0	-
Home win streak	1	-
Attendance	3160	2143
Home games-Avg/Game	1-3160	2-1072
Neutral site-Avg/Game	-	0-0

Team Results

Date	Opponent		Score	Att.
01/06/2021	Texas A&M	W	78-54	3160
01/16/2021	at LSU	L	80-85	2143
01/19/2021	at Missouri	L	70-81	0



**2020-21 South Carolina Men's Basketball
Team High/Low Analysis
All games**

South Carolina - Game Highs

POINTS	80	at LSU (01/16/2021)
	78	Texas A&M (01/06/2021)
	78	Florida A&M (01/02/2021)
	70	at Missouri (01/19/2021)
	69	vs Tulsa (N) (11/29/2020)
FIELD GOALS MADE	31	at LSU (01/16/2021)
	29	Texas A&M (01/06/2021)
	29	Florida A&M (01/02/2021)
FIELD GOAL ATTEMPTS	70	at Missouri (01/19/2021)
	70	Florida A&M (01/02/2021)
FIELD GOAL PERCENTAGE	.481 (26-54)	vs Tulsa (N) (11/29/2020)
	.449 (31-69)	at LSU (01/16/2021)
3 PT FG MADE	10	Texas A&M (01/06/2021)
	9	vs Tulsa (N) (11/29/2020)
3 PT FG ATTEMPTS	30	Texas A&M (01/06/2021)
	29	at LSU (01/16/2021)
3 PT FG PERCENTAGE	.391 (9-23)	vs Tulsa (N) (11/29/2020)
	.353 (6-17)	at Houston (12/05/2020)
FREE THROWS MADE	17	at Houston (12/05/2020)
	13	vs Liberty (N) (11/28/2020)
FREE THROW ATTEMPTS	29	at Houston (12/05/2020)
	20	Florida A&M (01/02/2021)
FREE THROW PERCENTAGE	.714 (10-14)	at LSU (01/16/2021)
	.684 (13-19)	vs Liberty (N) (11/28/2020)
REBOUNDS	45	Texas A&M (01/06/2021)
	43	Florida A&M (01/02/2021)
ASSISTS	18	at LSU (01/16/2021)
	17	Texas A&M (01/06/2021)
STEALS	13	vs Tulsa (N) (11/29/2020)
	9	at LSU (01/16/2021)
BLOCKED SHOTS	6	at LSU (01/16/2021)
	5	Texas A&M (01/06/2021)
TURNOVERS	24	vs Tulsa (N) (11/29/2020)
	19	at Houston (12/05/2020)
FOULS	26	at Houston (12/05/2020)
	23	at Missouri (01/19/2021)



**2020-21 South Carolina Men's Basketball
Team High/Low Analysis
All games**

Opponent - Game Highs

POINTS	85	at LSU (01/16/2021)
	81	at Missouri (01/19/2021)
	78	vs Liberty (N) (11/28/2020)
	77	at Houston (12/05/2020)
	71	Florida A&M (01/02/2021)
FIELD GOALS MADE	28	at Missouri (01/19/2021)
	27	at LSU (01/16/2021)
	27	vs Liberty (N) (11/28/2020)
FIELD GOAL ATTEMPTS	59	at LSU (01/16/2021)
	57	Florida A&M (01/02/2021)
FIELD GOAL PERCENTAGE	.583 (28-48)	at Missouri (01/19/2021)
	.563 (27-48)	vs Liberty (N) (11/28/2020)
3 PT FG MADE	11	vs Liberty (N) (11/28/2020)
	7	at LSU (01/16/2021)
3 PT FG ATTEMPTS	26	vs Liberty (N) (11/28/2020)
	25	Texas A&M (01/06/2021)
3 PT FG PERCENTAGE	.423 (11-26)	vs Liberty (N) (11/28/2020)
	.400 (6-15)	Florida A&M (01/02/2021)
FREE THROWS MADE	31	at Houston (12/05/2020)
	24	at LSU (01/16/2021)
FREE THROW ATTEMPTS	38	at Houston (12/05/2020)
	32	at LSU (01/16/2021)
FREE THROW PERCENTAGE	.816 (31-38)	at Houston (12/05/2020)
	.789 (15-19)	Texas A&M (01/06/2021)
REBOUNDS	37	at Missouri (01/19/2021)
	37	at LSU (01/16/2021)
	37	at Houston (12/05/2020)
ASSISTS	16	at Missouri (01/19/2021)
	16	vs Liberty (N) (11/28/2020)
STEALS	11	at Houston (12/05/2020)
	10	at LSU (01/16/2021)
BLOCKED SHOTS	8	at Houston (12/05/2020)
	4	at Missouri (01/19/2021)
	4	vs Liberty (N) (11/28/2020)
TURNOVERS	24	vs Tulsa (N) (11/29/2020)
	19	at Missouri (01/19/2021)
	19	Texas A&M (01/06/2021)
FOULS	25	at Houston (12/05/2020)
	22	at Missouri (01/19/2021)



**2020-21 South Carolina Men's Basketball
Team High/Low Analysis
All games**

South Carolina - Game Lows

POINTS	62	vs Liberty (N) (11/28/2020)
	67	at Houston (12/05/2020)
	69	vs Tulsa (N) (11/29/2020)
	70	at Missouri (01/19/2021)
	78	Texas A&M (01/06/2021)
	78	Florida A&M (01/02/2021)
FIELD GOALS MADE	22	at Houston (12/05/2020)
	23	vs Liberty (N) (11/28/2020)
FIELD GOAL ATTEMPTS	50	at Houston (12/05/2020)
	54	vs Tulsa (N) (11/29/2020)
FIELD GOAL PERCENTAGE	.386 (27-70)	at Missouri (01/19/2021)
	.390 (23-59)	vs Liberty (N) (11/28/2020)
3 PT FG MADE	3	vs Liberty (N) (11/28/2020)
	6	at Houston (12/05/2020)
3 PT FG ATTEMPTS	17	at Houston (12/05/2020)
	17	vs Liberty (N) (11/28/2020)
3 PT FG PERCENTAGE	.176 (3-17)	vs Liberty (N) (11/28/2020)
	.276 (8-29)	at LSU (01/16/2021)
FREE THROWS MADE	8	at Missouri (01/19/2021)
	8	vs Tulsa (N) (11/29/2020)
FREE THROW ATTEMPTS	13	vs Tulsa (N) (11/29/2020)
	14	at LSU (01/16/2021)
FREE THROW PERCENTAGE	.421 (8-19)	at Missouri (01/19/2021)
	.586 (17-29)	at Houston (12/05/2020)
REBOUNDS	32	vs Tulsa (N) (11/29/2020)
	33	vs Liberty (N) (11/28/2020)
ASSISTS	7	vs Liberty (N) (11/28/2020)
	13	at Houston (12/05/2020)
	13	vs Tulsa (N) (11/29/2020)
STEALS	2	at Houston (12/05/2020)
	5	at Missouri (01/19/2021)
BLOCKED SHOTS	2	Florida A&M (01/02/2021)
	2	at Houston (12/05/2020)
	2	vs Tulsa (N) (11/29/2020)
	2	vs Liberty (N) (11/28/2020)
TURNOVERS	11	Florida A&M (01/02/2021)
	13	at Missouri (01/19/2021)
	13	vs Liberty (N) (11/28/2020)
FOULS	16	Texas A&M (01/06/2021)
	16	vs Liberty (N) (11/28/2020)



**2020-21 South Carolina Men's Basketball
Team High/Low Analysis
All games**

Opponent - Game Lows

POINTS	54		Texas A&M (01/06/2021)
	58		vs Tulsa (N) (11/29/2020)
	71		Florida A&M (01/02/2021)
	77		at Houston (12/05/2020)
	78		vs Liberty (N) (11/28/2020)
FIELD GOALS MADE	17		Texas A&M (01/06/2021)
	21		at Houston (12/05/2020)
	21		vs Tulsa (N) (11/29/2020)
FIELD GOAL ATTEMPTS	48		at Missouri (01/19/2021)
	48		vs Liberty (N) (11/28/2020)
FIELD GOAL PERCENTAGE	.340	(17-50)	Texas A&M (01/06/2021)
	.382	(21-55)	at Houston (12/05/2020)
3 PT FG MADE	4		at Houston (12/05/2020)
	4		vs Tulsa (N) (11/29/2020)
3 PT FG ATTEMPTS	13		at Missouri (01/19/2021)
	15		Florida A&M (01/02/2021)
3 PT FG PERCENTAGE	.200	(5-25)	Texas A&M (01/06/2021)
	.211	(4-19)	at Houston (12/05/2020)
FREE THROWS MADE	12		vs Tulsa (N) (11/29/2020)
	13		Florida A&M (01/02/2021)
	13		vs Liberty (N) (11/28/2020)
FREE THROW ATTEMPTS	18		vs Liberty (N) (11/28/2020)
	19		Texas A&M (01/06/2021)
	19		Florida A&M (01/02/2021)
FREE THROW PERCENTAGE	.600	(12-20)	vs Tulsa (N) (11/29/2020)
	.667	(20-30)	at Missouri (01/19/2021)
REBOUNDS	27		vs Liberty (N) (11/28/2020)
	29		vs Tulsa (N) (11/29/2020)
ASSISTS	10		at LSU (01/16/2021)
	10		at Houston (12/05/2020)
	10		vs Tulsa (N) (11/29/2020)
STEALS	3		vs Liberty (N) (11/28/2020)
	5		Florida A&M (01/02/2021)
BLOCKED SHOTS	1		Texas A&M (01/06/2021)
	1		vs Tulsa (N) (11/29/2020)
TURNOVERS	9		at Houston (12/05/2020)
	13		at LSU (01/16/2021)
FOULS	12		vs Tulsa (N) (11/29/2020)
	16		at LSU (01/16/2021)



**2020-21 South Carolina Men's Basketball
Player Highs Analysis
All games**

South Carolina - Individual Game Highs

POINTS	30		AJ Lawson vs Texas A&M (01/06/2021)
	26		Keyshawn Bryant at LSU (01/16/2021)
	25		AJ Lawson vs Florida A&M (01/02/2021)
	22		AJ Lawson at LSU (01/16/2021)
	20		Jermaine Couisnard vs Tulsa (N) (11/29/2020)
FIELD GOALS MADE	10		Keyshawn Bryant at LSU (01/16/2021)
	10		AJ Lawson vs Texas A&M (01/06/2021)
FIELD GOAL ATTEMPTS	22		AJ Lawson vs Texas A&M (01/06/2021)
	19		AJ Lawson at LSU (01/16/2021)
FIELD GOAL PERCENTAGE (min 5 made)	.778	(7-9)	Trey Anderson at Missouri (01/19/2021)
	.750	(6-8)	Wildens Leveque at LSU (01/16/2021)
3 PT FG MADE	5		Jermaine Couisnard vs Texas A&M (01/06/2021)
	4		AJ Lawson at LSU (01/16/2021)
	4		AJ Lawson vs Tulsa (N) (11/29/2020)
	4		Jermaine Couisnard vs Tulsa (N) (11/29/2020)
3 PT FG ATTEMPTS	14		AJ Lawson at LSU (01/16/2021)
	11		Jermaine Couisnard vs Texas A&M (01/06/2021)
3 PT FG PERCENTAGE (min 2 made)	1.000	(3-3)	Justin Minaya at Houston (12/05/2020)
	1.000	(2-2)	TJ Moss at Houston (12/05/2020)
FREE THROWS MADE	7		AJ Lawson vs Texas A&M (01/06/2021)
	5		Keyshawn Bryant at LSU (01/16/2021)
FREE THROW ATTEMPTS	8		Keyshawn Bryant at LSU (01/16/2021)
	8		AJ Lawson vs Texas A&M (01/06/2021)
FREE THROW PERCENTAGE (min 3 made)	1.000	(4-4)	AJ Lawson vs Florida A&M (01/02/2021)
	1.000	(4-4)	Trae Hannibal at Houston (12/05/2020)
	1.000	(4-4)	Wildens Leveque vs Liberty (N) (11/28/2020)
REBOUNDS	11		Justin Minaya at Missouri (01/19/2021)
	10		Justin Minaya at LSU (01/16/2021)
	10		Justin Minaya vs Florida A&M (01/02/2021)
ASSISTS	5		Jermaine Couisnard at Missouri (01/19/2021)
	5		Justin Minaya at Missouri (01/19/2021)
	5		Jermaine Couisnard at LSU (01/16/2021)
	5		AJ Lawson at LSU (01/16/2021)
	5		Justin Minaya vs Texas A&M (01/06/2021)
STEALS	5		Jermaine Couisnard vs Florida A&M (01/02/2021)
	5		Justin Minaya vs Texas A&M (01/06/2021)
BLOCKED SHOTS	4		AJ Lawson at LSU (01/16/2021)
	4		Jermaine Couisnard vs Florida A&M (01/02/2021)
	4		TJ Moss vs Tulsa (N) (11/29/2020)
TURNOVERS	4		Keyshawn Bryant at LSU (01/16/2021)
	2		Keyshawn Bryant at Missouri (01/19/2021)
	2		Justin Minaya vs Texas A&M (01/06/2021)
	2		Jalyn McCreary vs Texas A&M (01/06/2021)
ASSISTS	6		Seventh Woods vs Texas A&M (01/06/2021)
	5		Jermaine Couisnard at Missouri (01/19/2021)
	5		Jermaine Couisnard at Houston (12/05/2020)
	5		Keyshawn Bryant vs Tulsa (N) (11/29/2020)



2020-21 South Carolina Men's Basketball
Player Highs Analysis
All games

South Carolina - Individual Game Highs

FOULS		
	4	Trey Anderson at Missouri (01/19/2021)
	4	Justin Minaya at Missouri (01/19/2021)
	4	Wildens Leveque at LSU (01/16/2021)
	4	Jermaine Couisnard at LSU (01/16/2021)
	4	Wildens Leveque vs Texas A&M (01/06/2021)
	4	Jalyn McCreary vs Texas A&M (01/06/2021)
	4	Wildens Leveque vs Florida A&M (01/02/2021)
	4	TJ Moss at Houston (12/05/2020)
	4	Keyshawn Bryant at Houston (12/05/2020)
	4	Justin Minaya at Houston (12/05/2020)
	4	Wildens Leveque vs Liberty (N) (11/28/2020)



**2020-21 South Carolina Men's Basketball
Player Highs Analysis
All games**

Opponent - Individual Game Highs

POINTS	28		Emanuel Miller vs Texas A&M (01/06/2021)
	25		Cameron Thomas at LSU (01/16/2021)
	23		Trendon Watford at LSU (01/16/2021)
	23		Quentin Grimes at Houston (12/05/2020)
	21		Jalen Speer vs Florida A&M (01/02/2021)
FIELD GOALS MADE	10		Emanuel Miller vs Texas A&M (01/06/2021)
	8		Jeremiah Tilmon at Missouri (01/19/2021)
FIELD GOAL ATTEMPTS	19		Cameron Thomas at LSU (01/16/2021)
	16		Trendon Watford at LSU (01/16/2021)
FIELD GOAL PERCENTAGE (min 5 made)	.833	(5-6)	Dru Smith at Missouri (01/19/2021)
	.833	(5-6)	Keegan McDowell vs Liberty (N) (11/28/2020)
3 PT FG MADE	4		Javonte Smart at LSU (01/16/2021)
	3		Mark Smith at Missouri (01/19/2021)
	3		Quenton Jackson vs Texas A&M (01/06/2021)
	3		Jalen Speer vs Florida A&M (01/02/2021)
	3		Keegan McDowell vs Liberty (N) (11/28/2020)
	3		Elijah Cuffee vs Liberty (N) (11/28/2020)
3 PT FG ATTEMPTS	8		Cameron Thomas at LSU (01/16/2021)
	8		Tramon Mark at Houston (12/05/2020)
	8		Darius McGhee vs Liberty (N) (11/28/2020)
3 PT FG PERCENTAGE (min 2 made)	.750	(3-4)	Keegan McDowell vs Liberty (N) (11/28/2020)
	.667	(4-6)	Javonte Smart at LSU (01/16/2021)
	.667	(2-3)	Dru Smith at Missouri (01/19/2021)
FREE THROWS MADE	14		Quentin Grimes at Houston (12/05/2020)
	9		Trendon Watford at LSU (01/16/2021)
	9		Cameron Thomas at LSU (01/16/2021)
	9		Tramon Mark at Houston (12/05/2020)
FREE THROW ATTEMPTS	15		Quentin Grimes at Houston (12/05/2020)
	12		Tramon Mark at Houston (12/05/2020)
FREE THROW PERCENTAGE (min 3 made)	1.000	(4-4)	Dru Smith at Missouri (01/19/2021)
	1.000	(4-4)	Darius Days at LSU (01/16/2021)
REBOUNDS	10		Jeremiah Tilmon at Missouri (01/19/2021)
	9		Darius Days at LSU (01/16/2021)
ASSISTS	5		Trendon Watford at LSU (01/16/2021)
	5		Quenton Jackson vs Texas A&M (01/06/2021)
	5		Chris Parker vs Liberty (N) (11/28/2020)
STEALS	4		Justin Gorham at Houston (12/05/2020)
	3		Jeremiah Tilmon at Missouri (01/19/2021)
	3		Darius Days at LSU (01/16/2021)
	3		Darien Jackson vs Tulsa (N) (11/29/2020)
BLOCKED SHOTS	3		Jeremiah Tilmon at Missouri (01/19/2021)
	2		J'Wan Roberts at Houston (12/05/2020)
	2		Justin Gorham at Houston (12/05/2020)
	2		Blake Preston vs Liberty (N) (11/28/2020)
TURNOVERS	5		Xavier Pinson at Missouri (01/19/2021)
	5		Javonte Smart at LSU (01/16/2021)
	5		Quenton Jackson vs Texas A&M (01/06/2021)
	5		Brandon Rachal vs Tulsa (N) (11/29/2020)
FOULS	5		Brison Gresham at Houston (12/05/2020)
	5		Dejon Jarreau at Houston (12/05/2020)



**2020-21 South Carolina Men's Basketball
Category Leaders
All games**

Points

##	Player	G	Pts	Pts/G
00	Lawson, AJ	7	116	16.6
5	Couisnard, Jermaine	7	81	11.6
24	Bryant, Keyshawn	5	67	13.4
10	Minaya, Justin	7	64	9.1
15	Leveque, Wildens	7	43	6.1
12	Hannibal, Trae	7	29	4.1
2	Anderson, Trey	5	25	5.0
1	Moss, TJ	5	25	5.0
23	Woods, Seventh	7	20	2.9
4	McCreary, Jalyn	4	18	4.5
20	Frink, Alanzo	3	10	3.3
21	Benson, Ja'Von	2	6	3.0

Scoring Average

##	Player	G	Pts	Pts/G
00	Lawson, AJ	7	116	16.6
24	Bryant, Keyshawn	5	67	13.4
5	Couisnard, Jermaine	7	81	11.6
10	Minaya, Justin	7	64	9.1
15	Leveque, Wildens	7	43	6.1
2	Anderson, Trey	5	25	5.0
1	Moss, TJ	5	25	5.0
4	McCreary, Jalyn	4	18	4.5
12	Hannibal, Trae	7	29	4.1
20	Frink, Alanzo	3	10	3.3
21	Benson, Ja'Von	2	6	3.0
23	Woods, Seventh	7	20	2.9

Field Goal Percentage

##	Player	FG	Att	Pct
2	Anderson, Trey	11	16	.688
1	Moss, TJ	8	13	.615
4	McCreary, Jalyn	8	13	.615
24	Bryant, Keyshawn	27	52	.519
15	Leveque, Wildens	15	29	.517
20	Frink, Alanzo	4	9	.444
10	Minaya, Justin	24	55	.436
00	Lawson, AJ	41	95	.432
21	Benson, Ja'Von	2	6	.333
5	Couisnard, Jermaine	28	89	.315
12	Hannibal, Trae	9	30	.300
23	Woods, Seventh	10	34	.294

Field Goal Attempts

##	Player	G	Att	Att/G
00	Lawson, AJ	7	95	13.6
5	Couisnard, Jermaine	7	89	12.7
10	Minaya, Justin	7	55	7.9
24	Bryant, Keyshawn	5	52	10.4
23	Woods, Seventh	7	34	4.9

Field Goals Made

##	Player	G	Made	Made/G
00	Lawson, AJ	7	41	5.9
5	Couisnard, Jermaine	7	28	4.0
24	Bryant, Keyshawn	5	27	5.4
10	Minaya, Justin	7	24	3.4
15	Leveque, Wildens	7	15	2.1

3-Point FG Percentage

##	Player	3FG	Att	Pct
1	Moss, TJ	5	7	.714
21	Benson, Ja'Von	1	2	.500
2	Anderson, Trey	2	5	.400
12	Hannibal, Trae	2	5	.400
10	Minaya, Justin	10	32	.313
5	Couisnard, Jermaine	14	46	.304
00	Lawson, AJ	17	56	.304
24	Bryant, Keyshawn	1	6	.167

3-Point FG Attempts

##	Player	G	Att	Att/G
00	Lawson, AJ	7	56	8.0
5	Couisnard, Jermaine	7	46	6.6
10	Minaya, Justin	7	32	4.6
23	Woods, Seventh	7	9	1.3
1	Moss, TJ	5	7	1.4

3-Point FG Made

##	Player	G	Made	Made/G
00	Lawson, AJ	7	17	2.4
5	Couisnard, Jermaine	7	14	2.0
10	Minaya, Justin	7	10	1.4
1	Moss, TJ	5	5	1.0
2	Anderson, Trey	5	2	0.4



**2020-21 South Carolina Men's Basketball
Category Leaders
All games**

Free Throw Percentage

##	Player	Made	Att	Pct
12	Hannibal, Trae	9	11	.818
1	Moss, TJ	4	5	.800
00	Lawson, AJ	17	24	.708
15	Leveque, Wildens	13	19	.684
10	Minaya, Justin	6	9	.667
24	Bryant, Keyshawn	12	20	.600
4	McCreary, Jalyn	2	4	.500
20	Frink, Alanzo	2	4	.500
5	Couisnard, Jermaine	11	24	.458
2	Anderson, Trey	1	3	.333
21	Benson, Ja'Von	1	4	.250

Free Throw Attempts

##	Player	G	Att	Att/G
00	Lawson, AJ	7	24	3.4
5	Couisnard, Jermaine	7	24	3.4
24	Bryant, Keyshawn	5	20	4.0
15	Leveque, Wildens	7	19	2.7
12	Hannibal, Trae	7	11	1.6

Free Throws Made

##	Player	G	Made	Made/G
00	Lawson, AJ	7	17	2.4
15	Leveque, Wildens	7	13	1.9
24	Bryant, Keyshawn	5	12	2.4
5	Couisnard, Jermaine	7	11	1.6
12	Hannibal, Trae	7	9	1.3

Rebounds

##	Player	G	Reb	Reb/G
10	Minaya, Justin	7	57	8.1
15	Leveque, Wildens	7	32	4.6
00	Lawson, AJ	7	25	3.6
24	Bryant, Keyshawn	5	22	4.4
12	Hannibal, Trae	7	21	3.0

Assists

##	Player	G	Ast	Ast/G
5	Couisnard, Jermaine	7	27	3.9
10	Minaya, Justin	7	17	2.4
00	Lawson, AJ	7	14	2.0
23	Woods, Seventh	7	14	2.0
12	Hannibal, Trae	7	9	1.3

Rebounds Average

##	Player	G	Reb	Reb/G
10	Minaya, Justin	7	57	8.1
15	Leveque, Wildens	7	32	4.6
24	Bryant, Keyshawn	5	22	4.4
4	McCreary, Jalyn	4	17	4.3
20	Frink, Alanzo	3	11	3.7

Steals

##	Player	G	Stl	Stl/G
00	Lawson, AJ	7	12	1.7
5	Couisnard, Jermaine	7	11	1.6
23	Woods, Seventh	7	8	1.1
12	Hannibal, Trae	7	7	1.0
1	Moss, TJ	5	6	1.2

Offensive Rebounds

##	Player	G	OReb	OReb/G
10	Minaya, Justin	7	23	3.3
15	Leveque, Wildens	7	16	2.3
24	Bryant, Keyshawn	5	10	2.0
12	Hannibal, Trae	7	7	1.0
2	Anderson, Trey	5	6	1.2

Blocked Shots

##	Player	G	Blk	Blk/G
10	Minaya, Justin	7	7	1.0
24	Bryant, Keyshawn	5	6	1.2
4	McCreary, Jalyn	4	4	1.0
15	Leveque, Wildens	7	2	0.3
00	Lawson, AJ	7	1	0.1

Defensive Rebounds

##	Player	G	DReb	DReb/G
10	Minaya, Justin	7	34	4.9
00	Lawson, AJ	7	20	2.9
15	Leveque, Wildens	7	16	2.3
5	Couisnard, Jermaine	7	15	2.1
12	Hannibal, Trae	7	14	2.0

Minutes

##	Player	G	Min	Min/G
10	Minaya, Justin	7	229	32:46
00	Lawson, AJ	7	213	30:27
5	Couisnard, Jermaine	7	200	28:35
15	Leveque, Wildens	7	129	18:23
24	Bryant, Keyshawn	5	126	25:15



2020-21 South Carolina Men's Basketball
Category Leaders
All games

Fouls

##	Player	G	PF	PF/G
15	Leveque, Wildens	7	25	3.6
10	Minaya, Justin	7	15	2.1
23	Woods, Seventh	7	15	2.1
5	Couisnard, Jermaine	7	13	1.9
00	Lawson, AJ	7	12	1.7

Turnovers

##	Player	G	TO	TO/G
23	Woods, Seventh	7	18	2.6
5	Couisnard, Jermaine	7	16	2.3
24	Bryant, Keyshawn	5	14	2.8
12	Hannibal, Trae	7	13	1.9
10	Minaya, Justin	7	10	1.4

Foul Outs

##	Player	G	FO
----	--------	---	----