

2013-14 AUBURN TIGERS GAME NOTES - MARCH 1, 2014

2013-14 SCHEDULE

DATE	OPP. (AU,Opp Rank)	SCORE	W/L
10/28	Victory Univ.#	109-67	W
11/1	Paine College#	99-64	W
11/8	Nicholls State	76-54	W
11/15	Northwestern St.	92-111	L
11/19	Jacksonville St.	78-54	W
11/23	Murray State	75-67	W
11/26	Tennessee St.	78-73	W
12/2	at Iowa State (-,17)	70-99	L
12/8	vs. Illinois ¹ (-,RV)	62-81	L
12/19	Clemson	66-64	W
12/22	Boston College	77-67	W
12/30	Ark.-Pine Bluff	91-59	W
1/4	Florida A&M	81-50	W
1/9	at Ole Miss	62-65	L
1/11	Missouri*(-,21)	68-70	L
1/15	at Tennessee*	67-78	L
1/18	Florida*(-, 7)	61-68	L
1/22	at Mississippi St.*	74-82	L
1/25	at Arkansas*	67-86	L
1/29	Alabama*	74-55	W
2/1	Georgia*	74-67	W
2/5	at S. Carolina*	79-74	W
2/8	at LSU*(-,RV)	80-87	L
2/12	Kentucky*(-,13)	56-64	L
2/15	Mississippi St.*	92-82	W
2/19	at Florida*(-,2)	66-71	L
2/22	Vanderbilt*	59-67	L
2/26	South Carolina*	83-67	W
3/1	at Alabama*	2:00 pm	ESPNU
3/5	Tennessee*	7:00 pm	SECTV
3/8	at Texas A&M*	3:00 pm	SECTV
3/12	SEC Tournament	TBA	TBA
3/13	SEC Tournament	TBA	TBA
3/14	SEC Tournament	TBA	TBA
3/15	SEC Tournament	TBA	TBA
3/16	SEC Tournament	TBA	TBA

All times CT

- Exhibition Game

1 - Atlanta, Ga. (Philips Arena)

* - SEC Game

ABOUT THE GAME

TELEVISION • ESPNU

Play-by-Play: Tom Hart
Analyst: Jon Sundvold

RADIO • WGZZ 94.3 FM

Play-by-Play: Rod Bramblett
Analyst: Paul Ellen

AUBURN MEDIA RELATIONS

Dan Froehlich, Assoc. Dir. of Media Relations
334-844-9803 (O) • 334-750-1389 (C)
froehdp@auburn.edu

AUBURN TIGERS (13-13, 5-10 SEC) AT ALABAMA CRIMSON TIDE (11-17, 5-10 SEC)



GAME #27 • HOME GAME #9
SATURDAY, MARCH 1, 2014 • 2 P.M. CT
COLEMAN COLISEUM (15,383) • AUBURN, ALA.
ESPNU • WGZZ 94.3 FM • SIRIUS 92 • XM 199



AUBURN LOOKS FOR SEASON SWEEP OF ALABAMA

Auburn will look to complete a season sweep of Alabama on Saturday in the second game of a home-and-home with the Crimson Tide. Auburn defeated Alabama, 74-55, at home on Jan. 29 behind a career-high 32 points from **Chris Denson** and 23 points from **KT Harrell**.

TIGER TALES

- Auburn is in its 108th season of basketball and is 1,251-1,115-1 (.529) all-time
- Tony Barbee** is in his fourth year guiding Auburn and his eighth season as a head coach overall
- Senior guard **Chris Denson** leads the SEC in and is 19th nationally scoring at 20.4 ppg ... He is also 9th in the SEC in field goal percentage (.483) ... With 1,148 career points, he is now 25th on the Auburn career points list and he needs 23 points to move past Korvotney Barber into 24th and 36 to move past Charles Barkley into 35th
- Junior guard **KT Harrell** is 7th in the SEC in scoring (18.4 ppg) & 3rd in free throw percentage (.863)
- In all games, Auburn is 6th in the SEC in scoring (73.4 ppg), 2nd in free throw percentage (.720), 5th in field goal percentage (.448), 7th in steals (6.5 spg), 6th in turnover margin (+0.7) and 7th in 3-point FG made (5.7)
- Auburn is currently 11th in the SEC standings, two games out of eighth

PROBABLE STARTERS

SEASON AVERAGES

NOTES

#1 KT HARRELL

Jr. • G • 6-4 • 216 • Montgomery, Ala.

PPG	RPG	APG	SPG	BPG	MPG
18.4	4.0	2.0	0.8	0.2	32.0

7th in the SEC in scoring (18.4 ppg) ... Scored in double figures in 25 of 26 games - only game held under 10 was Kentucky (7 pts)863 FT pct. is 3rd in SEC ... 10 20-point games this year ... Has not missed more than 1 free throw in each of the last 11 games (Jan. 22-Feb. 26)

#2 ALLEN PAYNE

Sr. • F • 6-6 • 225 • Cincinnati, Ohio

PPG	RPG	APG	SPG	BPG	MPG
7.7	5.5	1.7	1.3	0.2	28.3

1.3 spg in all games is 10th in SEC; 1.6 spg in SEC games is 6th ... Career-high 5 steals vs. South Carolina ... 26 pts, 13 rebs. over last 2 games (2/22-26) ... 102 of 144 rebounds (71 pct) have come on the defensive glass

#0 ASAUN DIXON-TATUM

Sr. • C • 7-0 • 226 • Anderson, Ind.

PPG	RPG	APG	SPG	BPG	MPG
5.4	6.0	0.4	0.3	1.9	22.2

6.0 rpg are 17th in the SEC ... 1.9 bpg are 4th in the SEC and 73rd nationally ... At least 1 block in 22 of 26 games this year and 47 of 58 career games ... 11 pts, 9 rebs., 3 blks vs. Vanderbilt ... 4 blocks 3 times in '13-14

#3 CHRIS DENSON

Sr. • G • 6-2 • 181 • Columbus, Ga.

PPG	RPG	APG	SPG	BPG	MPG
20.4	4.3	2.4	1.1	0.1	32.2

SEC scoring leader & 19th nationally (20.4 ppg) ... Has scored in double figures in 27 of last 29 games dating to last season ... 13 20-pt games, 8 25-pt games, 2 30-pt game in '13-14 ... Career-high 32 pts vs. Bama ... 161 of 530 pts (30 pct) via FT line ... 1,148 career pts, 25th in AU history

#13 TAHJ SHAMSID-DEEN

Fr. • PG • 5-10 • 163 • Decatur, Ga.

PPG	RPG	APG	SPG	BPG	MPG
9.8	1.5	2.9	0.8	0.1	29.2

Starting PG in all 26 games ... 2.92 APG is 4th among SEC frosh ... 50 assists, 17 turnovers in last 17 games combined (Dec. 30-Feb. 26), 9 assists, 0 turnovers in last 2 ... 10-plus points in 10 of last 14 games (Jan. 11-Feb. 19 / 11.4 ppg) ... Tied career high w/17 pts at UF; career-best 5 3s

KEY RESERVES

SEASON AVERAGES

NOTES

#21 MALCOLM CANADA

Jr. • PG • 6-3 • 224 • Austin, Texas

PPG	RPG	APG	SPG	BPG	MPG
2.9	1.9	1.0	0.7	0.1	12.0

Has scored 31 of his 76 points (41 pct) at the free throw line (31-39, .795 pct) ... 6-6 at FT line vs. Miss. State, all in final 0:52 ... 39 of his 49 rebounds (80 pct) have come off the defensive glass

#20 ALEX THOMPSON

Fr. • F • 6-8 • 204 • Dothan, Ala.

PPG	RPG	APG	SPG	BPG	MPG
1.2	1.4	0.2	0.4	0.1	7.9

.333 3-pt percentage ... 50 pct (12-24) of his FGA from 3-pt range ... Awarded a scholarship on Jan. 14, the night before the Tennessee game

#11 DION WADE

Fr. • G • 6-5 • 170 • Antwerp, Belgium

PPG	RPG	APG	SPG	BPG	MPG
3.2	1.4	0.6	0.7	0.3	10.8

.313 3-point FG pct is 12th among SEC FR with at least 10 attempts ... 20 of 26 made FG are from 3-point range (77 percent)

#41 MATTHEW ATEWE

Fr. • C • 6-9 • 250 • Brampton, Ontario

PPG	RPG	APG	SPG	BPG	MPG
1.8	3.6	0.4	0.4	1.3	15.0

At least 1 block in 13 of 20 games and 9 of the last 14 ... 25 rebs over past 5 games (Feb. 12-26 / 5.0 rpg) ... Career-high 13 rebs - 9 on offensive glass - against Kentucky

TONIGHT'S OPPONENT -- ALABAMA (MARCH 1 - COLEMAN COLISEUM)

2013-14 STATS	PPG	OPP PPG	FG%	3FG%	FT%	RPG	APG	SPG	BPG	TO
Auburn (13-13)	73.4	71.6	.448	.312	.720	34.3	11.8	6.5	4.4	12.3
Alabama (11-17)	68.2	68.3	.444	.329	.692	32.6	11.2	6.9	4.6	12.1

Auburn Head Coach: Tony Barbee
(UMass '93)
at Auburn: 48-72 (.400) / 4th Year
Overall: 130-124 (.512) / 8th Year

Alabama Head Coach: Anthony Grant
(Dayton '87)
at Alabama: 97-69 (.584) / 5th Year
Overall: 173-94 (.648) / 8th Year

ALL-TIME STREAKS

Overall: 58-90 Won 1
Home: 28-26 Won 2
Road: 8-48 Lost 4
Neutral: 22-19 Won 1

Auburn goes into Tuscaloosa looking for a season series sweep of Alabama, which would be its first since 2009 ... Auburn downed Alabama, 74-55, behind a career-high 32 points out of Chris Denson on Jan. 30 at Auburn Arena ... Denson and KT Harrell combined for 55 points, matching what Alabama's team did in the previous game.

PROJECTED STARTERS

No.	Pos.	Name	Ht.	Wt.	Yr.	PPG	RPG	Hometown	Notes
10	F	Jimmie Taylor	6-10	240	Fr.	2.5	3.1	Greensboro, Ala.	Leads team in blocked shots (1.2 bpg) and FG % (.614)
11	F	Shannon Hale	6-8	220	Fr.	8.5	3.6	Johnson City, Tenn.	Avg. 11.7 ppg & 4.1 rpg in SEC play; Scored 10+ in 10 SEC games
12	G	Trevor Releford	6-0	190	Sr.	18.9	3.4	Kansas City, Mo.	Leads SEC & 23rd nationally in steals (2.22)
21	G	Rodney Cooper	6-6	215	Jr.	7.9	4.9	Hurtsboro, Ala.	Led team in rebs. 11x; team leader in rpg & off rebs. (39)
32	G	Retin Obasohan	6-1	205	So.	9.6	3.0	Antwerp, Belgium	Leads team in FTA (146); 2nd in SEC & 41st in nation in SPG (1.96)

* - starters based off last game

NEXT OPPONENT -- TENNESSEE (MARCH 5 - AUBURN ARENA)

2013-14 STATS	PPG	OPP PPG	FG%	3FG%	FT%	RPG	APG	SPG	BPG	TO
Tennessee (17-11)	72.0	63.5	.443	.338	.710	38.9	12.5	5.1	4.9	10.8

Tennessee Head Coach: Cuonzo Martin
(Purdue '00)
at Tennessee: 56-39 (.589) / 3rd Year
Overall: 117-80 (.594) / 6th Year

ALL-TIME STREAKS

Overall: 37-73 Lost 6
Home: 26-22 Lost 2
Road: 7-45 Lost 8
Neutral: 4-5 Lost 1

Tennessee claimed a 78-67 win over Auburn on Jan. 15 at Knoxville in the third game of the SEC season ... Auburn's last win over Tennessee was a 78-77 home victory on Feb. 7, 2009 ... The last time the two teams played a home-and-home in the same season was in 1991, which was an Auburn sweep ... Tennessee plays host to Vanderbilt on Saturday.

SCOUTING ALABAMA

Tied with Auburn at 5-10 for 11th place in the SEC standings, Alabama has lost seven of its last nine games, picking up home wins over Ole Miss and Missouri.

Alabama is 11-4 (5-2 SEC) at home this season, with its two home conference losses coming to Florida and Tennessee.

Alabama is seventh in the SEC in scoring defense, allowing 68.3 ppg, is seventh in free throw percentage (.692), fourth in 3-point field goal percentage defense (.311), seventh in rebounding defense (34.5), fifth in steals (6.9 spg) and fifth in turnover margin (+0.8).

Trevor Releford is fifth in the SEC in scoring (18.9 ppg), sixth in field goal percentage (.505), second in free throw percentage (.867), first in steals (2.2 spg), sixth in 3-point field goal percentage (.396) and seventh in 3-point field goals made per game (2.4). Releford scored a team-high 15 points - and was the only Alabama player in double figures - in the meeting at Auburn on Jan. 30, shooting 5-for-11 from the floor.

HARD 2 GUARD(S)

Either junior guard **KT Harrell** or senior guard **Chris Denson** has led Auburn in scoring in 25 of the first 26 games, with Denson averaging 20.4 ppg and Harrell 18.4 ppg. The duo rank 1-7 in the SEC in scoring and are the third-highest scoring pair of teammates in the nation at 38.8 ppg.

The last time Auburn had a pair of teammates who were both averaging 18.0 ppg or better 26 games into a season was in 1993-94 when Wesley Person (22.3 ppg) and Aaron Swinson (21.2 ppg) were combining to score 43.5 ppg [see

All SEC rankings as of completion of Feb. 22 games

chart page 2].

Combined, Harrell and Denson's 38.8 ppg accounts for 52.9 percent of Auburn's scoring this season.

National Scoring Duo Leaders

1. Delaware	D. Saddler & D. Usher	39.5
4. UL Lafayette	S. Long & E. Payton	39.0
3. Auburn	C. Denson & KT Harrell	38.8
4. VMI	QJ Peterson & R. Glasgow	38.6
4. Missouri	J. Brown & J. Clarkson	38.6
6. SE Mo. St	J. Bradley & T. Stone	38.4
7. Bryant	D. Starks & A. Francis	38.2
8. Incarnate Word	D. Livingston & K. Hittle	37.4
9. BYU	T. Haws & M. Carlino	37.4
10. New Mexico	C. Bairstow & K. Williams	37.3

WITH 3 TO GO...

If the season ended today, Auburn would be the 11th seed in the 14-team SEC Tournament and would face 14th-seeded South Carolina in the second game on Wednesday, March 12. The winner of that game plays the sixth seed, currently LSU, in the final game of the Thursday session (approx. 9:30 ET).

OPPORTUNITIES AHEAD

All three of Auburn's final three games come against opponents currently tied with or ahead of it in the standings. Auburn travels to Alabama, which it is tied with, on Saturday and Auburn closes out the season at home against fourth-place Tennessee and at 10th-place Texas A&M.

BEST POSSIBLE SEEDING

With three games remaining, Auburn can finish as high as the eighth seed. Auburn currently holds the tiebreaker on South Carolina, Mississippi State, Alabama and Georgia, though

it cannot catch Georgia in the standings. To finish eighth Auburn would have to win out, which would include wins over Tennessee and Texas A&M, have Vanderbilt defeat Tennessee on Saturday and have Texas A&M defeat Missouri

THE DYNAMIC DUO

Auburn's duo of Chris Denson and KT Harrell are the highest scoring pair of Auburn teammates since Wesley Person and Aaron Swinson in 1993-94. Below is the game-by-game points scored and points-per-game breakdown of both duos.

2013-14		1993-94	
DENSON	HARRELL	GM	PERSON SWINSON
20/20.0	21/21.0	1	19/19.0 28/28.0
29/24.5	21/21.0	2	30/24.5 25/26.5
15/21.3	14/18.7	3	28/25.7 22/25.0
23/21.8	17/18.3	4	19/24.0 20/23.8
17/20.8	14/17.4	5	44/28.0 6/20.2
27/21.8	19/17.7	6	30/28.3 20/20.2
8/19.9	23/18.4	7	22/27.4 16/19.6
19/19.8	18/17.9	8	17/26.1 18/19.4
15/19.2	29/19.1	9	24/25.9 23/19.8
17/19.0	19/19.1	10	21/25.4 19/19.7
19/19.0	22/19.4	11	20/24.9 20/19.7
28/19.8	11/18.7	12	28/25.2 29/20.5
11/19.1	27/19.3	13	34/25.8 15/20.1
24/19.4	15/19.0	14	30/26.1 14/19.6
21/19.5	18/18.9	15	14/25.3 21/19.7
9/18.9	24/19.3	16	16/24.8 32/20.5
18/18.8	17/19.1	17	27/24.9 15/20.2
32/19.6	23/19.3	18	20/24.6 28/20.6
18/19.5	16/19.2	19	13/24.0 14/20.3
25/19.8	25/19.5	20	22/23.9 30/20.8
29/20.2	19/19.4	21	22/23.8 26/21.0
26/20.5	7/18.9	22	11/23.2 18/20.9
30/20.9	26/19.2	23	18/23.0 28/21.2
15/20.6	14/19.0	24	22/23.0 16/21.0
13/20.3	13/18.7	25	7/22.3 24/21.1
22/20.4	11/18.4	26	21/22.3 25/21.2
		27	28/22.5 17/21.1
		28	14/22.2 10/20.7
		29	-- --

2013-14 Auburn Tigers

#	Player	Pos.	Yr.	Ht.	Wt.	Exp	Hometown (Last School)
0	Asaahn Dixon-Tatum	C	SR	7-0	226	1L	Anderson, Ind. (Chattahoochee Tech)
1	KT Harrell	G	JR	6-4	216	TR	Montgomery, Ala. (Virginia)
2	Allen Payne	F	SR	6-6	225	3L	Cincinnati, Ohio (Winton Woods)
3	Chris Denson	G	SR	6-2	181	3L	Columbus, Ga. (Shaw)
4	Devin Waddell	G/F	SO	6-6	209	HS	Summerfield, N.C. (Hargrave Military)
11	Dion Wade	G	FR	6-5	170	HS	Antwerp, Belgium (Findlay Prep)
13	Tahj Shamsid-Deen	PG	FR	5-10	163	HS	Decatur, Ga. (Columbia)
20	Alex Thompson	F	FR	6-8	204	HS	Dothan, Ala. (Houston Academy)
21	Malcolm Canada	PG	JR	6-3	224	JC	Austin, Texas (Ellsworth CC)
22	C.J. Holmes	G	SO	6-0	191	SQ	Washington, D.C. (IMG Academy)
25	Jordon Granger	F	SO	6-8	200	1L	St. Louis, Mo. (McCluer North)
31	Benas Griciunas	C	FR	7-0	225	HS	Silute, Lithuania (Findlay Prep)
33	Ronald Delph*	C	FR	7-0	235	HS	Winter Haven, Fla. (IMG Academy)
41	Matthew Atewe	C	FR	6-9	250	HS	Brampton, Ont., Canada (Notre Dame Prep)

* - Redshirt

PRONUNCIATION GUIDE

Matthew Atewe Atta-way
 Asaahn Dixon-Tatum Uh-Sahn
 Jordon Granger Jore-DON Grain-jer
 Benas Griciunas Bennis (like Dennis)
 Greh-see-Onus

COACHES & STAFF

Tony Barbee	Head Coach	(UMass '93 / 4th Year at Auburn)
Ryan Miller	Associate Head Coach	(Northern State '00)
Tony Madlock	Assistant Coach	(Memphis '91)
Milt Wagner	Assistant Coach	(Louisville/Memphis '04)
Steve Smith	Executive Dir. of Basketball	(UMass '81)
Randall Dickey	Dir. of Basketball Operations	(Ouachita Baptist '83)
Corey Speights	Video Coordinator	(UTEP '08)
Harper Williams	Administrative Assistant	(UMass '93)
Jermile Brooks	Athletic Trainer	(Col. of Charleston '01)
Damon Davis	Strength & Conditioning Coach	(Western Illinois '03)

2013-14 Team Managers: Michael Banks, Harrison Evola, Brooks Ohman, John Schuessler, Jonathan Wade, Bianca Webb.

ASSOCIATED PRESS

FEBRUARY 24, 2014

No.	Team	W-L	Pts.
1	Florida (47)	25-2	1,606
2	Wichita State (14)	29-0	1,549
3	Arizona (4)	25-2	1,494
4	Syracuse	25-2	1,410
5	Kansas	21-6	1,310
6	Duke	22-6	1,286
7	Louisville	23-4	1,152
8	Villanova	24-3	1,113
9	Creighton	23-4	1,103
10	Saint Louis	25-2	1,047
11	Cincinnati	24-4	921
12	Virginia	23-5	909
13	San Diego State	23-3	886
14	Wisconsin	22-5	818
15	Iowa State	21-5	709
16	Michigan	19-7	653
17	Kentucky	21-6	629
18	Michigan State	22-6	552
19	North Carolina	20-7	440
20	Iowa	19-7	418
21	Memphis	21-6	288
22	Ohio State	22-6	253
23	Southern Methodist	22-6	155
24	Texas	20-7	129
25	New Mexico	21-5	113

Others receiving votes: Connecticut 81, UCLA 41, Oklahoma 35, Stephen F. Austin 11, Massachusetts 9, Gonzaga 2, Green Bay 2, North Carolina Central 1

USA TODAY/ESPN COACHES

FEBRUARY 24, 2014

No.	Team	W-L	Pts.
1	Florida (24)	25-2	791
2	Wichita State (8)	29-0	771
3	Arizona	25-2	727
4	Louisville	23-4	660
5	Syracuse	25-2	625
6	Kansas	21-6	619
7	Duke	22-6	594
8	Saint Louis	25-2	563
9	Villanova	24-3	538
10	Creighton	23-4	514
11	Virginia	23-5	480
12	Cincinnati	24-4	460
13	San Diego State	23-3	452
14	Wisconsin	22-5	358
15	Kentucky	21-6	343
16	Michigan	19-7	315
17	Iowa State	21-5	291
18	Michigan State	22-6	275
19	Iowa	19-7	229
20	Ohio State	22-6	166
21	North Carolina	20-7	153
22	Memphis	21-6	124
23	Texas	20-7	102
24	Southern Methodist	22-6	57
25	Oklahoma	20-7	52

Others receiving votes: Connecticut 47, New Mexico 45, UCLA 15, Kansas State 9, Massachusetts 9, Stephen F. Austin 5, Pittsburgh 4, Gonzaga 3, Middle Tennessee 1, Baylor 1, Nebraska 1, Green Bay 1


WEEKLY RANKINGS

DATE	AP	COACHES
Preseason	--	--
Nov. 13	--	--
Nov. 18	--	--
Nov. 25	--	--
Dec. 2	--	--
Dec. 9	--	--
Dec. 16	--	--
Dec. 23	--	--
Dec. 30	--	--
Jan. 6	--	--
Jan. 13	--	--
Jan. 20	--	--
Jan. 27	--	--
Feb. 3	--	--
Feb. 10	--	--
Feb. 17	--	--
Feb. 24	--	--


2013-14 TV / RADIO CHART



**#0 Asauhn
Dixon-Tatum**
Sr. • Center
7-0 • 226
Anderson, Ind.



**#1 KT Harrell
Jr. • Guard**
6-4 • 216
Montgomery, Ala.



**#2 Allen Payne
Sr. • Forward**
6-6 • 225
Cincinnati, Ohio



**#3 Chris Denson
Sr. • Guard**
6-2 • 181
Columbus, Ga.




**#11 Dion Wade
Fr. • Guard**
6-5 • 170
Antwerp, Belgium



**#13 Tahj
Shamsid-Deen**
Fr. • Point Guard
5-10 • 163
Decatur, Ga.




#20 Alex Thompson
Fr. • Forward
6-8 • 204
Dothan, Ala.



**#21 Malcolm Canada
Jr. • Point Guard**
6-3 • 224
Austin, Texas



#22 C.J. Holmes
So. • Guard
6-0 • 191
Washington, D.C.



#25 Jordon Granger
So. • Forward
6-8 • 200
St. Louis, Mo.



#31 Benas Griunas
Fr. • Center
7-0 • 225
Silute, Lithuania



#33 Ronald Delph
Fr. • Center
7-0 • 235
Winter Haven, Fla.



#41 Matthew Atewe
Fr. • Center
6-9 • 250
Ontario, Canada



Tony Barbee
Head Coach
4th Year at Auburn
8th Year Overall



Ryan Miller
Associate Head Coach



Tony Madlock
Assistant Coach



Milt Wagner
Assistant Coach



Steve Smith
Exec. Dir. of Basketball



Randall Dickey
Dir. of Basketball Ops.

AUBURN WHEN...

AUBURN RECORD BY STARTING LINEUP

Dixon-Tatum; Payne; Harrell; Denson; Shamsid-Deen
13-12
Griciumas; Granger; Harrell; Denson; Shamsid-Deen 0-1

AUBURN DOUBLE-FIGURE GAMES

POINTS

Harrell - 25; Denson - 24; Shamsid-Deen - 14; Payne
- 9; Dixon-Tatum - 4; Canada - 1; Wade - 1

REBOUNDS

Payne - 3; Harrell - 2; Atewe - 1; Dixon-Tatum - 1

DOUBLE-DOUBLES

Harrell - 2; Payne - 2; Dixon-Tatum - 1

AUBURN RECORD

	ALL	SEC
Leading at halftime:	12-4	5-3
Tied at half:	1-0	
Trailing at halftime:	0-9	0-7
Shoot 50% or higher:	4-0	3-0
Shoot less than 50%:	9-13	2-10
Shoot higher % than opp.:	11-3	5-3
Shoot lower % than opp.:	2-10	0-7
Opp. shoot worse than 50%:	12-8	5-7
Opp. shoot 50% or higher:	1-5	0-3
Score less than 60 points:	0-2	0-2
Score 60-69 points:	1-7	0-6
Score 70-79 points:	8-2	3-1
Score 80-89 points:	2-1	1-1
Score 90-99 points:	2-1	1-0
Score 100+ points:		
Opp score less than 60 pts.:	5-0	1-0
Opp. score 60-69 points:	4-4	2-4
Opp. score 70-79 points:	3-3	1-3
Opp. score 80-89 points:	1-4	1-3
Opp. score 90-99 points:	0-1	
Opp. score 100+ points:	0-1	
Outrebounded opponent:	9-4	3-3
Outrebounded by opponent:	3-9	2-7
Equal number of rebounds:	1-0	
Fewer turnovers than opp.:	9-5	4-4
Same turnovers as opp.:	0-2	0-2
More turnovers than opp.:	4-6	1-4
Make 8-or-more 3-pointers:	3-5	1-4
Make 7-or-fewer 3-pointers:	10-8	4-6
Games decided by 5 or fewer:	3-3	1-3
Overtime games:		
On ESPN:		
On ESPN2:	0-1	0-1
On ESPN3:	2-1	2-1
On ESPNU:	0-2	0-1
On AUHD:	5-1	
On CSS:	2-1	0-1
On FSN:	2-4	1-3
On SECTV:	2-3	2-3
vs. SEC at Home:	4-4	4-4
vs. SEC on Road:	1-6	1-6
Games vs. ranked opp.:	0-5	0-4
Games following a win:	7-5	2-2
Games following a loss:	5-8	3-7
More points in the paint:	10-5	2-4
Fewer/Same points in the paint:	3-8	3-6
More bench points than opp.:	2-2	0-2
Fewer or same bench points:	11-11	5-8
More 2nd-chance points:	7-5	2-3
Fewer or same 2nd-chance pts.:	6-8	3-7
More or same points of TOs:	13-7	5-5
Fewer points off TOs:	0-6	0-5
On Sunday:	1-1	
On Monday:	1-1	
On Tuesday:	2-0	
On Wednesday:	2-4	2-4
On Thursday:	2-1	1-1
On Friday:	1-1	
On Saturday:	4-5	2-5

2013-14 INDIVIDUAL HIGHS

POINTS

AU: 32, Chris Denson vs. Alabama
Opp: 30, Jalan West, Northwestern State

FIELD GOALS MADE

AU: 12, Chris Denson vs. Northwestern State
Opp: 10, 2x, Brenton Williams, South Carolina

FIELD GOALS ATTEMPTED

AU: 25, Chris Denson at Ole Miss
Opp: 20, Cameron Payne, Murray State

3-POINTERS MADE

AU: 6, KT Harrell vs. Boston College
Opp: 6, 2x, Brenton Williams, South Carolina

3-POINTERS ATTEMPTED

AU: 11, KT Harrell vs. Northwestern State
Opp: 10, Brenton Williams, South Carolina

FREE THROWS MADE

AU: 13, Chris Denson vs. Mississippi State
Opp: 14, Trivante Bloodman, Mississippi State

FREE THROWS ATTEMPTED

AU: 17, Chris Denson at Arkansas
Opp: 16, Roquez Johnson, Mississippi State

REBOUNDS

AU: 13, 3x, Matthew Atewe vs. Kentucky
Opp: 16, Dustin Hogue, Iowa State

ASSISTS

AU: 8, Tahj Shamsid-Deen vs. Arkansas-Pine Bluff
Opp: 9, 4x, Carter Josephs, Vanderbilt

TURNOVERS

AU: 5, 6x, Allen Payne vs. Mississippi State
Opp: 6, Tevin Hammond, Arkansas-Pine Bluff

BLOCKS

AU: 4, 5x, Matthew Atewe vs. Kentucky
Opp: 5, Aaron Jones, Ole Miss

STEALS

AU: 5, Allen Payne vs. South Carolina
Opp: 5, 2x, Will Yeguet, Florida

2013-14 AUBURN INDIVIDUAL SEASON HIGHS

	POINTS	REBOUNDS	ASST/*BLK/^STL
Matthew Atewe	6, 2x, vs. Kentucky	13 vs. Kentucky	*4, 2x, vs. Kentucky
Malcolm Canada	10 vs. Jacksonville State	5, 2x, vs Florida A&M	4 vs. N'western St
Chris Denson	32 vs. Alabama	9 vs. N'western St.	5, 2x, at Florida
Asaiah Dixon-Tatum	12 at Mississippi State	13 at Mississippi State	*4, 3x, vs. Alabama
Jordan Granger	5, vs. South Carolina	5 vs. Jacksonville State	*2 vs. Missouri
Benas Griciumas	8 vs. Jacksonville State	5, vs. Ark.-Pine Bluff	*2 vs. Ark.-Pine Bluff
KT Harrell	29, vs. Boston College	11 vs. Alabama	6 at South Carolina
CJ Holmes	2 vs. Jacksonville State	--	--
Allen Payne	16 vs. Florida A&M	13 vs. Florida A&M	^5, vs. South Carolina
Alex Thompson	8, vs. Missouri	5 vs. Kentucky	^3 at South Carolina
Tahj Shamsid-Deen	17, 2x, at Florida	6 vs. Kentucky	8 vs. Ark.-Pine Bluff
Devin Waddell	--	--	--
Dion Wade	15 vs. Ark.-Pine Bluff	6 vs. Nicholls	4, at Ole Miss

next Wednesday but lose to Ole Miss on Saturday.

OH SO CLOSE

Of Auburn's 10 SEC losses, only two have been by more than 10 points. Auburn's average margin of defeat in its 10 losses is just 7.9 ppg, but if you take out the 19-point loss at Arkansas it drops to 6.7 ppg.

BENCH CONTRIBUTIONS

Auburn's bench produced a SEC season-high 18 points in the win over South Carolina, which included 9 points from freshman guard **Dion Wade**. Auburn's bench had 19 points combined in the team's previous three games. The season high for points off the bench is 32 against both Jacksonville State (Nov. 19) and Arkansas-Pine Bluff (Dec. 30).

THREE-POINT BARRAGE

Auburn connected on 10 3-point field goal attempts in its loss at No. 2 Florida, marking the third time this season, but the first time in SEC play, the team has hit 10 3-pointers (vs. Boston College, vs. Arkansas-Pine Bluff).

Freshman point guard **Tahj Shamsid-Deen** hit a career-high five threes, four in the first half, en route to a career-high-tying 17 points.

Auburn went 6-for-9 from 3-point range in the first half, the fourth time this year Auburn

sank at least six 3-pointers in a half.

SEC WINS VS. SEC LOSSES

Auburn started out the SEC season with six straight losses before rebounding to win three straight. The team now stands at 5-10 following a win over South Carolina. Below is a breakdown of Auburn's stats in its conference wins versus its conference losses.

Wins	Category	Losses
5-0	Record	0-10
80.4	PPG	66.0
69.0	O-PPG	73.8
125-248	FG-FGA	229-567
.504	FG%	.404
25-79	3FA-3FGA	63-197
.316	3FG%	.320
127-158	FT-FTA	139-201
.804	FT%	.692
30.6	RPG	32.1
31.0	Opp. RPG	37.8

During the five wins, senior guard **Chris Denson** averages 25.4 ppg and 4.2 rpg and junior guard **KT Harrell** 20.2 ppg and a team-high 5.4 rpg. Freshman point guard **Tahj Shamsid-Deen** averages 10.6 ppg, senior forward **Allen Payne** 11.2 ppg and 5.2 rpg and senior center **Asaiah Dixon-Tatum** 4.2 ppg and 1.6 bpg.

FREE THROWS = FREE POINTS

Auburn shot an astounding 41 free throws in the win over Mississippi State, hitting 37 of them (.902 percent), which was two shy of the school record of 39 made free throws against Mississippi State on Jan. 3, 1959. Senior forward **Allen Payne** and junior point guard **Malcolm Canada** were each a perfect 6-for-6 from the line, with all of Canada's shots coming in the final 52 seconds, while junior guard **KT Harrell** was 13-for-14 and senior guard **Chris Denson** was 10-for-11.

The .902 percentage marked the second time this season Auburn has shot better than 90 percent at the line, with both times coming against Mississippi State.

THE RUN AND GUN

Auburn's 92 points in its win over Mississippi State marked its highest point total in a SEC game since it defeated Arkansas, 92-83, on Feb. 20, 2010. The last time Auburn topped 92 points against an SEC opponent was when it defeated Alabama, 93-61, in the 1999 SEC Tournament while the last time it did it in a SEC regular season game was in a 102-61 win over Alabama on Feb. 13, 1999.

DENSON ON A HISTORIC SEC PACE

Senior guard **Chris Denson** has already scored 321 points in SEC play through the team's first 15 league games for a 21.4 ppg average. That is the highest point total for an Auburn player through the first 15 league games since Aaron Swinson scored 316 points in 1993-94. To put that number in perspective, in the last 25 years only three times has an Auburn player even finished a league season with at least 321 points:

Player	Total Pts	Gms	PPG	Year
Keenan Carpenter	395	18	21.9	1988-89
Aaron Swinson	341	16	21.3	1993-94
Wesley Person	332	16	20.8	1993-94
<i>Chris Denson</i>	<i>321</i>	<i>15</i>	<i>21.4</i>	<i>2013-14</i>

DENSON 34TH MEMBER OF AU 1K CLUB

With a made free throw with 3:54 remaining in the first half of Auburn's 79-74 win at South Carolina, senior guard **Chris Denson** became the 34th member of Auburn's 1,000-point club and it's first since Frankie Sullivan in 2012.

Denson finished the game at South Carolina

SEC PRESEASON PROJECTIONS

Preseason Media Poll	Pts
Kentucky (21)	371
Florida (5)	353
Tennessee (1)	320
LSU	270
Missouri	262
Alabama	257
Ole Miss	216
Arkansas	197
Texas A&M	139
Vanderbilt	125
Georgia	119
South Carolina	108
Mississippi State	59
Auburn	39

First-Place Votes in Parentheses

with 25 points and now ranks 25th in school history in career points with 1,148 points.

Auburn 1,000-Point Club

1. Chuck Person	1982-86	2,311
2. Mike Mitchell	1974-78	2,123

21. Darrell Lockhart	1979-83	1,236
22. Wes Flanigan	1993-97	1,208
23. Charles Barkley	1981-84	1,183
24. Korvotney Barber	2005-09	1,151
25. Chris Denson	2010-14	1,148
26. Lance Weems	1992-93	1,105

DENSON HOLDS ONTO SCORING LEAD

Senior guard **Chris Denson** kept hold of the team scoring lead with his 22 points against South Carolina, putting his average at 20.4 ppg, first in the SEC and 19th nationally. He is attempting to become Auburn's first SEC scoring champion since Wesley Person averaged 22.2 ppg in 1993-94. The last SEC scoring champion to average higher than his 20.4 ppg was South Carolina's Devan Downey in 2009-10 at 22.5 ppg.

2 FOR 20

Chris Denson's 22-point game against South Carolina was his 13th 20-point game of the year while teammate **KT Harrell** has had 10, his last being a 26-point game against Mississippi State. At least one of them has hit 20 points in 12 of the last 16 games. Five times this season they have both gone for at least 20 while only seven times have both of them been held under 20 in the same game.

Denson's 13 20-point games are fourth in the SEC, trailing Missouri's Jabari Brown (15) and Tennessee's Jordan McRea (15) and Missouri's Jordan Clarkson (14) for most 20-point games this season.

Denson leads the SEC with eight 25-point games.

As a team, Auburn is tied with Ole Miss and Tennessee for second in the SEC with 23 20-point games, trailing just Missouri (34).

25 TIMES 4

Senior guard **Chris Denson** scored at least 25 points in four straight games from Feb. 5 at South Carolina until Feb. 15 vs. Mississippi State, becoming the first Auburn player to accomplish that feat since Keenan Carpenter did it in five straight in 1988-89. Carpenter scored 44 vs. LSU, 28 vs. Mississippi State, 33 at Florida, 32 at Ole Miss and 29 at Kentucky in February of 1989 before being held to 20 by Vanderbilt. Denson's streak was halted with a 15-point game at No. 2 Florida on Feb. 19.

TAHJ PLAYING LIKE A FROSH NO MORE

Freshman point guard **Tahj Shamsid-Deen** has dished out a team-best 76 assists, which is the most assists by an Auburn freshman since DeWayne Reed had 93 at the end of the 2006-07 season. He is also the highest scoring Auburn freshman at 9.8 ppg since Rasheem Barrett in 2005-06 (11.0 ppg through 26 games).

AU AT THE FREE THROW LINE

Auburn is on pace to shoot over .700 at the line for the year (currently at .720, 469-for-651) and if it does, it would mark the second straight year the team has done so. Last year the team finished right at .700 (439-for-627). Anything higher than that would be the highest for the team since it shot .726 (418-for-576) for the 2004-05 season.

HOLDING ONTO THE BALL

Auburn enters Saturday's game tied for 94th nationally and third in the SEC for fewest turnovers, having turned the ball over 319 times (12.3 topg). Wisconsin leads the nation in fewest turnovers with 227 (8.1 topg) while Tennessee

AUBURN IN SEC CAREER STATS

Career Leaders - Points

1. 1809 Trevor Releford; Alabama	2010-14
2. 1380 Jordan McRae; Tennessee	2010-14
3. 1286 Andre Stringer; LSU	2010-14
4. 1248 Earnest Ross; Auburn/Missouri	2009-14
5. 1204 Marshall Henderson; Ole Miss	2012-14
6. 1181 Patric Young; Florida	2010-14
7. 1148 Chris Denson; Auburn	2010-14
8. 1145 Jarvis Summers; Ole Miss	2011-14
9. 1051 Johnny O'Bryant III; LSU	2011-14
10. 975 Jarnell Stokes; Tennessee	2011-14
11. 944 Rod Odom; Vanderbilt	2010-14
12. 904 Jabari Brown; Missouri	2012-14
12. 893 Brenton Williams; S. Carolina	2011-14
14. 870 Anthony Hickey; LSU	2011-14
15. 816 Scottie Wilbekin; Florida	2010-14

Career Leaders - Rebounds

1. 786 Patric Young; Florida	2010-14
2. 735 Jarnell Stokes; Tennessee	2011-14
3. 652 Earnest Ross; Auburn/Missouri	2009-14
4. 651 Johnny O'Bryant III; LSU	2011-14
5. 572 Will Yeguate; Florida	2010-14
6. 537 Jeronne Maymon; Tennessee	2010-14
7. 482 Donte' Williams; Georgia	2010-14
8. 462 Allen Payne; Auburn	2010-14
9. 458 Rod Odom; Vanderbilt	2010-14
10. 413 Gavin Ware; Mississippi State	2012-14

Career Leaders - Blocked Shots

1. 145 Patric Young; Florida	2010-14
2. 142 Willie Cauley-Stein; Kentucky	2012-14
3. 131 Donte' Williams; Georgia	2010-14
4. 113 Aaron Jones; Ole Miss	2011-14
5. 93 Asaiah Dixon-Tatum; Auburn	2012-14
6. 92 Jordan Mickey; LSU	2013-14
7. 88 Jarnell Stokes; Tennessee	2011-14
8. 85 Jordan McRae; Tennessee	2010-14
9. 79 Nick Jacobs; Alabama	2011-14
10. 75 Marcus Thornton; Georgia	2010-14

Career Leaders - Steals

1. 254 Trevor Releford; Alabama	2010-14
2. 203 Anthony Hickey; LSU	2011-14
3. 151 Mardracus Wade; Arkansas	2010-14
4. 147 Earnest Ross; Auburn/Missouri	2009-14
5. 145 Scottie Wilbekin; Florida	2010-14
6. 127 Andre Stringer; LSU	2010-14
7. 115 Alex Caruso; Texas A&M	2012-14
8. 114 Allen Payne; Auburn	2010-14
9. 109 Craig Sword; Mississippi State	2012-14
109 Will Yeguate; Florida	2010-14

all stats as of Feb. 27

leads the SEC with 303 (10.8 topg).

GET THAT SHOT OUTTA HERE!

Asaahn Dixon-Tatum blocked a career-high-tying four shots in the season-opening win over Nicholls and he now has 49 on the season and 93 for his Auburn career, which is fifth among current SEC players. The senior center is averaging 1.60 blocks per game in his two-year Auburn career, collecting at least one block in 47 of 58 career games. His 93 career blocks are eighth in Auburn history.

Auburn Career Blocked Shots

1. Kyle Davis.....	2000-04.....	360
2. Mamadou N'diaye.....	1996-00.....	241
3. Korvotney Barber.....	2005-09.....	155
4. Charles Barkley.....	1981-84.....	145
5. Chris Morris.....	1984-88.....	141
6. Pat Burke.....	1993-97.....	133
7. Kenny Gabriel.....	2009-12.....	105
8. Asaahn Dixon-Tatum ...	2012-14.....	93
9. Wesley Person.....	1990-94.....	88
10. Mike Jones.....	1985-88.....	85

2 FOR 100

Junior guard **KT Harrell** (120-139 / .863) surpassed the 100 made free throws during the win over Mississippi State and he joins senior guard **Chris Denson** (161-244 / .660) as the first pair of Auburn teammates to both hit 100 free throws in a season since Stan Pietkiewicz (128-146 / .877) and Mike Mitchell (105-135 / .778) did it in 1977-78.

Auburn Single Season Free Throws Made

1. John Mengelt.....	1970-71.....	208
2. John Mengelt.....	1969-70.....	180
3. Chris Denson.....	2013-14.....	161
4. Wally Tinker.....	1967-68.....	148
5. Bob Miller.....	1953-54.....	144
6. DeWayne Reed.....	2009-10.....	135
7. Lee DeFore.....	1965-66.....	133
8. Stan Pietkiewicz.....	1977-78.....	128
9. Wally Tinker.....	1968-69.....	125
10. KT Harrell.....	2013-14.....	120
Chris Brandt.....	1989-90.....	120
Jeff Moore.....	1986-87.....	120

Auburn Single Season Free Throws Attempted

1. John Mengelt.....	1970-71.....	256
2. Chris Denson.....	2013-14.....	244
3. John Mengelt.....	1969-70.....	225
4. Bob Miller.....	1953-54.....	213

AUBURN BASKETBALL REVIEW SHOW

Basketball Affiliates/Showtimes

All times Central unless indicated.

ABC 33/40: Saturdays at 10:30 a.m.

WCOV: Saturdays at 6:30 a.m.

The CW GABAMA (WLTZ Digital Channel):

Fridays at 9 p.m.

CSS: Fridays at 3:30 p.m.

Cox Sports: Fridays at 10 p.m.

SportSouth: Fridays at 4 p.m. and re-air at 10 p.m.

Air dates:

Jan. 10, Jan. 17, Jan. 24, Jan. 31, Feb. 14, Feb. 21, Feb. 28, March 7

5. Wally Tinker.....	1967-68.....	199
6. DeWayne Reed.....	2009-10.....	190
7. Chris Brandt.....	1989-90.....	186
8. Korvotney Barber.....	2008-09.....	182
9. Chris Porter.....	1998-99.....	179
10. Wes Flanigan.....	1995-96.....	168

KT Harrell..... 2013-14..... 139

Auburn Single Season Free Throws Percentage

1. Eddie Johnson.....	1974-75.....	102-116.....	.879
2. Stan Pietkiewicz.....	1977-78.....	128-146.....	.877
3. Jimmy Fibbe.....	1960-61.....	83-96.....	.865
Ian Young.....	2004-05.....	83-96.....	.865
5. Scott Pohlman.....	1998-99.....	69-80.....	.863
-- KT Harrell.....	2013-14.....	120-139...	.863
6. Jimmy Montgomery.....	1965-66.....	83-97.....	.856
7. Franki Sullivan.....	2009-10.....	80-94.....	.851
8. Lee DeFore.....	1965-66.....	133-156.....	.853
9. Bobby Buisson.....	1965-66.....	100-119.....	.840
10. Jeff Moore.....	1987-88.....	86-103.....	.835

min 2.0 made per game

BACK-TO-BACK-TO-BACK

Auburn's wins over Alabama, Georgia and at South Carolina marked the first time Auburn had won three straight SEC games since it closed out the 2012 SEC season with a 67-52 home win over LSU and then won the first two games of the 2013 SEC season (LSU, at South Carolina).

Prior to that the last time Auburn won three straight SEC games in the same season was when it closed out the 2009 SEC season with four straight wins, downing Ole Miss, Mississippi State, Alabama and LSU to finish 10-6 in league play.

THE TAHJ MAHAL

Freshman **Tahj Shamsid-Deen** has been the starting point guard in all 26 games and ranks among the the best freshman in the league. Entering Saturday's game, his 9.8 ppg is 10th among SEC freshman, his .438 field goal percentage is eighth among freshmen with at least 100 field goal attempts, his .337 3-point percentage is sixth (min. 50 attempts), his .768 free throw percentage seventh (min. 10 attempts), his 0.81 steals per game 11th and his 2.92 assists per game fourth.

DENSON LIVING AT THE LINE

Senior guard **Chris Denson** has scored 78 of his 228 combined points (34 percent) over the last 10 games at the free throw line and he has scored 161 of his 530 points (30 percent) at the free throw line. His 244 free throw attempts are eighth in the nation and tops in the SEC while his 161 makes are tied for 26th nationally. Denson needs to attempt 13 more free throws to set the Auburn single season record.

STARTERS SUPPLYING ALL THE OFFENSE

Since the start of SEC play, Auburn's starting five of **Asaahn Dixon-Tatum**, **Allen Payne**, **KT Harrell**, **Chris Denson** and **Tahj Shamsid-Deen** have scored 89 percent of Auburn's points (943 out of 1,0672) while playing 74 percent of the minutes (2,234 out of 3,000), leaving the bench to average just 7.9 ppg.

FOUL SHOT DISCREPENCY

Auburn has shot just 359 free throws in conference play while its opponents have shot 452 free throws, putting Auburn at minus-93 in free throw attempts in conference play.

TAHJ AT 10

Freshman point guard **Tahj Shamsid-Deen's** is averaging 10.8 ppg in SEC play, topping the 10-point mark in 10 out of 15 league games, including a career-high 17 points at Mississippi State and at No. 2 Florida and 16 points at LSU.

FIVE FOR 10

Auburn had five players score in double-digits in the win over Georgia as all five starters scored at least 10 points. That marked the first time Auburn had five players go for 10-plus in a game since Dec. 11, 2012 in a win over Grambling and the first time it happened against an SEC opponent since a 92-83 win over Arkansas on Feb. 20, 2010.

KT PULLING DOUBLE DUTY

Junior guard **KT Harrell** recorded his second double-double of the season in the win over Alabama, scoring 23 points and grabbing a career-high 11 rebounds, 10 of them off the defensive glass. His previous double-double was a 17 point, 10 rebound game against Murray State on Nov. 23, 2013.

DOUBLE DOUBLE-DOUBLE

Auburn's front line of senior center **Asaahn Dixon-Tatum** and senior forward **Allen Payne** each recorded double-doubles at Mississippi State. Dixon-Tatum had a career-high 13 rebounds to go with a career-high-tying 12 points while Payne went for 12 points and 10 rebounds, his third double-digit rebounding game of the season.

The double-double was the second of the season and third of Payne's career while it was the first in Dixon-Tatum's career.

The last time Auburn had two players record a double-double in the same game was March 5, 2011, when Kenny Garbriel (16 pts, 11 rebs) and Earnest Ross (16 pts, 10 rebs) did it at LSU.

BARBEE IS A HALL OF FAMER

Head coach **Tony Barbee** was inducted into the UMass Hall of Fame on Sunday, January 26, 2014.

Barbee was a part of four post-season teams and two Atlantic-10 championships at UMass. He left UMass as the school's third all-time leading scorer.

KT SEEING DOUBLE

Junior **KT Harrell** scored in double figures in each of the first 21 games of the season before being held to seven points on 2-for-15 shooting by Kentucky. The last time an Auburn player scored in double digits in each of the first 21 games of a season was in 2002-03 when Marquis Daniels scored 10-plus in all 34 games that sea-

son, finishing the year at 18.4 ppg.

DENSON TRAILING PERSON, SWINSON

Senior guard **Chris Denson's** 530 points in the first 26 games are the most by an Auburn player over the first 26 games of a season since Wesley Person scored 579 (22.3 ppg) over the first 26 games of the 1993-94 season. He also trails Aaron Swinson from that same season as Swinson scored 552 (21.2 ppg) over the first 26 games.

The last Auburn player to finish a complete season with at least 530 points was Marquis Daniels in 2002-03 (625 pts in 34 games / 18.4 ppg).

TAHJ TAKING CARE OF THE BALL

Freshman point guard **Tahj Shamsid-Deen** enters Wednesday's game with a 2.2 assist-to-turnover ratio. On the season he has dished out 76 assists against just 34 turnovers and over the last 16 games he has 50 assists to just 17 turnovers, including a career-best 8 assists against Arkansas-Pine Bluff. His 2.92 assists per game is fourth among SEC freshmen.

A-THOM GETS A SCHOLLY

Freshman walk-on **Alex Thompson** was given a scholarship by head coach **Tony Barbee** on Jan. 14 during the team's film session prior to the game at Tennessee. Thompson had played in six of the first 13 games, averaging 1.5 ppg and 1.3 rpg following his break-out game against Missouri in which he scored 8 points on 3-for-4 shooting (2-3 3PT FG).

THOMPSON'S BIG NIGHT

Freshman **Alex Thompson** scored a career-best 8 points on 3-for-4 shooting against Missouri. The 6-8 forward had scored just 1 point coming into the game, going 0-for-4 from the field (0-for-3 from 3-point range). Thompson sank his first bucket, a 3-pointer, to give Auburn a 21-19 lead in the first half and finished 2-for-3 from beyond the arc, also grabbing 2 rebounds in a career-long 22 minutes.

WELCOME TO THE BLOCK PARTY

Auburn has swatted away 115 shots this season, with 58 of them coming in SEC play (3.9 bpg). On the year Auburn's 4.42 bpg ranks 87th nationally.

Against Arkansas-Pine Bluff, six different players recorded at least one block, with **Asaiah Dixon-Tatum** and **Matthew Atewe** each rejecting three. In the following game against Florida A&M, Dixon-Tatum and Atewe each had four as Auburn blocked 10 Rattler shots. Auburn followed that up with a five-block performance at Ole Miss and an eight-block game against Missouri.

PAYNE'S FIRST-HALF DOUBLE-DOUBLE

Senior forward **Allen Payne** recorded his first double-double of the season and the second of his career against Florida A&M on Jan. 4. Payne achieved his double-double in 19 first-half minutes, scoring 12 points and grabbing 11 rebounds. He finished the night with a ca-

reer-high 13 rebounds, 16 points (1 point shy of his career-high) and a career-best 5 assists in 31 minutes.

THE CHARITY STRIPE GIVETH

Junior **KT Harrell** ranks third in the SEC in free throw percentage at .863 pct (120-139), scoring 25 percent of his points at the free throw line. Freshman point guard **Tahj Shamsid-Deen**, is shooting .768 percent from the line (43-56), seventh-best among SEC freshmen (min. 10 attempts), while senior guard **Chris Denson** has scored 161 of his 530 points (30 pct) from the line.

As a team Auburn is shooting .720 at the line, second in the conference, while its opponents are shooting .684.

CLEANING THE GLASS

Auburn pulled down a **Tony Barbee**-era record 56 rebounds in the 81-50 win over Florida A&M, with senior forward **Allen Payne** (13) recording a career-high and junior point guard **Malcolm Canada** matching his career-best (5). The team followed that up with a 40 rebound performance at Ole Miss, out-rebounding the Rebels by 10, including a season-high 19 offensive boards.

HIGH-FLYING TIGERS

Auburn goes into Saturday's contest averaging 73.4 ppg as a team, which is the highest the team has averaged 26 games into a season since it averaged 75.5 ppg en route to a 12-14 record in the 2009-10 season.

ATTABOY ATEWE

Freshman center **Matthew Atewe** had a career night against Arkansas-Pine Bluff, scoring a career-high 6 points and pulling down a career-high 7 rebounds while also blocking a career-best 3 shots.

OWNING THE PAINT

Auburn is 10-5 when out-scoring opponents in the paint and has won the points in the paint battle in nine of its 13 wins.

AUBURN SWEEPS THE ACC

Auburn swept a pair of ACC foes right before the Christmas holiday, defeating Clemson, 66-64, on Dec. 19 and then downing Boston College, 77-67, on Dec. 22. Auburn is 111-103 (.519) all-time against teams currently in the ACC.

A PAYNE IN THE GLASS

Senior forward **Allen Payne** is currently tied for eighth among active SEC players in career rebounds with 462 and eighth in career steals with 114. In 109 career games, he averages 4.2 rebounds per game and 1.0 steal per game while chipping in 6.5 points per game. During his three-plus years at Auburn, he has been the team's leading rebounder 23 times, it's leading scorer seven times and the assists leader nine times. He has also collected 24 double-digit

scoring games.

OPENING ACTS

Freshman point guard **Tahj Shamsid-Deen** became the first Auburn freshman to start a season-opener since Earnest Ross in 2009-10 and the first Auburn freshman to start the season-opener at the point since Quantez Robertson in 2005-06. Shamsid-Deen responded by scoring five points and dishing out a team-best four assists.

AUBURN IN THE AUBURN ARENA

Auburn is 12-5 at home this season and is 42-29 (.592) all-time in games played at the Arena, including a 29-9 (.763) record in non-conference games.

HARRELL SEC PLAYER OF THE WEEK

Junior guard **KT Harrell** was named the SEC Player of the Week on Monday, Dec. 23, after he helped Auburn to a two-game sweep of ACC foes Clemson and Boston College, averaging 21.5 ppg on .577 pct. shooting from the field and .538 pct. shooting from beyond the arc.

Against Boston College he scored a career-high 29 points on 10-for-17 shooting, which include a career-high six 3-pointers, which tied for the most-ever 3-pointers made by an Auburn player under the direction of Coach Tony Barbee. Harrell scored 16 points in 16 minutes of action in the first half against BC, hitting 6-of-7 from the field and 4-for-5 from 3-point range.

Harrell scored in double-figures in each of Auburn's first nine games, the first Auburn player to do that since Korvotney Barber scored in double digits in the first 12 games of the 2006-07 season and the first player in his first year at Auburn to do it since Wesley Person scored 10-plus in the first 14 games of his freshman year of 1990-91.

Harrell is Auburn's first SEC Player of the Week since Kenny Gabriel earned the honor on March 7, 2011. He is also just the 19th Auburn player to be named an SEC Player of the Week.

GRIFFIN LEAVES THE TEAM

Junior forward **Chris Griffin** decided to withdraw from Auburn and immediately pursue another educational and basketball opportunity, the school announced on Jan. 18 prior to the game against Florida.

The school ruled Griffin had administratively withdrawn from classes on Jan. 17.

KT'S BIG DEBUT

Junior **KT Harrell** had a big debut for Auburn, scoring a then- career-high 21 points in his first collegiate game since Dec. 21, 2011 when he was still at Virginia. Before his explosive opener, his previous career high was 20 points against Oregon on Dec. 17, 2010 when he was 8-for-12 from the field and 4-for-6 from the free throw line. In his Auburn debut he scored Auburn's first five points, hitting a 3-pointer 15 seconds into the game and a layup 40 seconds

later. He finished the game 7-for-13 from the field, including 2-for-4 from 3-point range, and was 5-for-7 from the free throw line.

FRESH FACES

Auburn's roster includes seven newcomers in junior guard **KT Harrell**, freshman guard **Dion Wade**, freshman point guard **Tahj Shamsid-Deen**, freshman forward **Alex Thompson**, junior point guard **Malcolm Canada**, freshman center **Benas Griciunas** and freshman center **Matthew Atewe**.

TIGER TIDBITS

- Auburn went 2-0 during its overseas trip to the Bahamas this past August 2-10. Auburn defeated the Real Deal Shockers, 99-63, in its first game and then the Bahamas All-Stars, 88-60, in its only other contest on the island.

Chris Denson averaged 21.5 ppg on the trip, going for a team-high 24 against the Real Deal Shockers.

Point guards **Tahj Shamsid-Deen** (9.0 ppg) and **Malcolm Canada** (6.5 ppg) each had one start on the trip.

Small forward **Chris Griffin** went for 20 points in the opener, hitting six 3-pointers in the contest.

- **Chris Denson** and **Allen Payne** are the only four-year players for Auburn.

- **KT Harrell** is eligible this season after sitting out the 2012-13 season after transferring from Virginia. The Montgomery, Ala., native averaged 4.7 ppg in 11 games (5 starts) in 2011-12 before announcing he was transferring in Dec. 2011.

- Auburn has three international players on the roster in **Matthew Atewe** (Ontario, Canada), **Benas Griciunas** (Silute, Lithuania) and **Dion Wade** (Antwerp, Belgium). Wade and Griciunas played high school basketball together at Findlay Prep in Las Vegas, Nev.

- Head coach **Tony Barbee** has announced that freshman center **Ronald Delph** will redshirt the 2013-14 season.

- **Devin Waddell**, a 6-6, 209 lbs. forward/guard from Summerfield, N.C., walked on to the team prior to the start of the season.

2013-14 GAME-BY-GAME TEAM STATS

Opponent	Score	FG-FGA	Pct	3FG-3FGA	Pct	FT-FTA	Pct	Rebounds Off-Def-Tot	PF	A	TO	Blk	Stl
Nicholls	54	19-56	.339	6-24	.250	10-22	.455	15-19-34	31	11	14	1	3
at Auburn	76	22-46	.478	4-15	.267	28-41	.683	11-28-39	19	14	13	7	5
Northwestern State	111	36-72	.500	14-27	.519	25-29	.862	11-31-42	17	20	10	4	7
at Auburn	92	37-81	.457	8-29	.276	10-18	.556	17-26-43	24	23	12	5	4
Jacksonville State	54	18-52	.346	6-15	.400	12-25	.500	13-20-33	21	11	14	4	4
at Auburn	78	26-58	.448	3-10	.300	23-31	.742	17-30-47	18	12	9	3	9
Murray State	67	25-55	.455	7-16	.438	10-21	.476	11-20-31	27	13	11	4	2
at Auburn	75	24-54	.444	4-18	.222	23-33	.697	14-27-41	21	11	13	4	5
Tennessee State	73	26-46	.565	9-20	.450	12-24	.500	7-21-28	25	16	14	2	6
at Auburn	78	23-49	.469	2-13	.154	30-37	.811	8-20-28	19	8	7	2	7
Auburn	70	22-62	.355	6-23	.261	20-24	.833	7-29-36	21	7	14	7	4
at #17 Iowa State	99	33-73	.452	13-35	.371	20-25	.800	12-35-47	19	28	9	1	6
Illinois	81	32-52	.615	12-23	.522	5-5	1.000	5-22-27	19	19	14	1	6
Auburn	62	21-52	.404	6-19	.316	14-18	.778	12-14-26	10	14	13	1	4
Clemson	64	22-50	.440	4-13	.308	16-24	.667	8-24-32	19	9	7	4	4
Auburn	66	26-55	.473	4-17	.235	10-19	.526	11-24-35	18	10	10	4	2
Boston College	67	20-46	.435	7-23	.304	20-29	.690	9-25-34	21	10	13	2	4
Auburn	77	25-52	.481	10-22	.455	17-22	.773	5-21-26	21	15	7	2	4
Arkansas-Pine Bluff	59	21-64	.328	8-20	.400	9-17	.529	16-13-29	19	11	20	2	12
Auburn	91	34-52	.654	10-19	.526	13-22	.591	9-32-41	17	24	21	12	11
Florida A&M	50	14-64	.219	4-18	.222	18-27	.667	15-22-37	21	6	14	7	6
Auburn	81	31-64	.484	4-16	.250	15-27	.556	17-39-56	19	17	13	10	9
Auburn	62	22-56	.393	8-22	.364	10-15	.667	19-21-40	20	13	18	5	7
Ole Miss	65	23-53	.434	7-14	.500	12-21	.571	13-17-30	13	14	9	7	10
Missouri	70	17-52	.327	5-15	.333	31-41	.756	20-24-44	23	9	15	5	4
Auburn	68	23-53	.434	8-23	.348	14-26	.538	9-19-28	28	9	10	8	7
Auburn	67	25-61	.410	8-17	.471	9-14	.643	6-22-28	25	8	12	3	4
Tennessee	78	26-51	.510	3-9	.333	23-30	.767	8-34-42	16	14	15	2	6
Florida	68	21-39	.538	3-9	.333	23-33	.697	7-24-31	18	10	14	3	11
Auburn	61	20-46	.435	7-13	.538	14-22	.636	7-16-23	25	10	15	2	7
Auburn	74	28-58	.483	6-21	.286	12-13	.923	8-24-32	30	11	13	3	6
Mississippi State	82	22-44	.500	7-18	.389	31-43	.721	4-23-27	15	16	9	6	3
Auburn	67	21-58	.362	4-19	.211	21-31	.667	9-27-36	29	8	18	2	6
Arkansas	86	28-61	.459	8-19	.421	22-30	.733	8-30-38	21	21	12	6	8
Alabama	55	19-53	.358	3-16	.188	14-20	.700	9-21-30	23	5	13	4	5
Auburn	74	25-51	.490	2-12	.167	22-28	.786	9-28-37	20	9	11	7	6
Georgia	67	21-50	.420	6-16	.375	19-28	.679	14-18-32	24	12	13	3	7
Auburn	74	20-43	.465	7-16	.438	27-34	.794	9-19-28	20	11	11	5	6
Auburn	79	29-55	.527	5-16	.313	16-20	.800	11-21-32	20	16	14	3	8
South Carolina	74	27-61	.443	7-17	.412	13-22	.591	16-15-31	17	17	12	3	5
Auburn	80	29-72	.403	6-23	.261	16-23	.696	14-21-35	27	6	8	4	9
LSU	87	26-57	.456	8-21	.381	27-38	.711	13-33-46	17	18	15	7	5
Kentucky	64	17-55	.309	5-12	.417	25-40	.625	22-27-49	18	7	9	3	6
Auburn	56	18-55	.327	2-16	.125	18-24	.750	15-21-36	29	2	8	7	3
Mississippi State	82	24-50	.480	5-17	.294	29-36	.806	8-18-26	31	19	21	1	11
Auburn	92	26-51	.510	3-13	.231	37-41	.902	9-22-31	28	13	18	1	12
Auburn	66	22-46	.478	10-19	.526	12-17	.706	4-18-22	22	11	9	2	4
Florida	71	20-50	.400	8-24	.333	23-28	.821	12-24-36	17	14	9	3	3
Vanderbilt	67	23-52	.442	11-26	.423	10-17	.588	10-25-35	14	18	11	2	7
Auburn	59	21-62	.339	4-24	.167	13-16	.813	17-24-41	17	10	11	3	8
South Carolina	67	21-52	.404	6-20	.300	19-25	.760	13-23-36	30	13	20	2	3
Auburn	83	25-48	.521	8-22	.364	25-35	.714	5-20-25	23	14	11	3	11

2013-14 TEAM HIGHS & LOWS

AUBURN

	HIGH	LOW
POINTS SCORED	92, 2x, vs. Mississippi State	54, vs. Nicholls
POINTS, FIRST HALF	53, vs. Arkansas-Pine Bluff	17, vs. Illinois
POINTS, SECOND HALF	52, vs. Mississippi State	27, vs. Vanderbilt
POINT DIFFERENTIAL	+32 vs. Arkansas-Pine Bluff	-29, at Iowa State
FIELD GOALS MADE	37, vs. Northwestern State	18, vs. Kentucky
FIELD GOALS ATTEMPTED	81, vs. Northwestern State	43, vs. Georgia
FIELD GOAL PERCENTAGE	.654 (34-52) vs. Arkansas-Pine Bluff	.327 (18-55) vs. Kentucky
3-POINTERS MADE	10, 3x, at Florida	2, 3x, vs. Kentucky
3-POINTERS ATTEMPTED	29, vs. Northwestern State	10, vs. Jacksonville State
3-POINT PERCENTAGE	.538 (7-13) vs. Florida	.125 (2-16) vs. Kentucky
FREE THROWS MADE	37, vs. Mississippi State	9, at Tennessee
FREE THROWS ATTEMPTED	41, 2x, vs. Mississippi State	13, at Mississippi State
FREE THROW PERCENTAGE	.923 (12-13) at Mississippi State	.526 (10-19) vs. Clemson
REBOUNDS	56, vs. Florida A&M	22, at Florida
OFFENSIVE REBOUNDS	19, at Ole Miss	4, at Florida
DEFENSIVE REBOUNDS	39, vs. Florida A&M	14, vs. Illinois
REBOUND MARGIN	+19, vs. Florida A&M	-16, vs. Missouri
ASSISTS	24, vs. Arkansas-Pine Bluff	2, vs. Kentucky
TURNOVERS	21, vs. Arkansas-Pine Bluff	7, 2x, vs. Boston College
BLOCKED SHOTS	12, vs. Arkansas-Pine Bluff	1, 2x, vs. Mississippi State
STEALS	12, vs. Mississippi State	2, vs. Clemson
FOULS	30, at Mississippi State	10, vs. Illinois

OPPONENTS

	HIGH	LOW
POINTS SCORED	111, Northwestern State	50, Florida A&M
POINTS, FIRST HALF	47, Iowa State	19, Jacksonville State
POINTS, SECOND HALF	72, Northwestern State	23, Florida A&M
POINT DIFFERENTIAL	+29, Iowa State	-32, Arkansas-Pine Bluff
FIELD GOALS MADE	36, Northwestern State	14, Florida A&M
FIELD GOALS ATTEMPTED	73, Iowa State	39, Florida
FIELD GOAL PERCENTAGE	.615 (32-52) Illinois	.219 (14-64) Florida A&M
3-POINTERS MADE	14, Northwestern State	3, 3x, Alabama
3-POINTERS ATTEMPTED	35, Iowa State	9, 2x, Florida
3-POINT PERCENTAGE	.522 (12-23) Illinois	.188 (3-16) Alabama
FREE THROWS MADE	31, 2x, at Mississippi State	5, Illinois
FREE THROWS ATTEMPTED	43, Mississippi State	5, Illinois
FREE THROW PERCENTAGE	1.000 (5-5) Illinois	.455 (10-22) Nicholls
REBOUNDS	49, Kentucky	26, Mississippi State
OFFENSIVE REBOUNDS	22, Kentucky	4, Mississippi State
DEFENSIVE REBOUNDS	35, Iowa State	13, Arkansas-Pine Bluff
REBOUND MARGIN	+16, Missouri	-19, Florida A&M
ASSISTS	28, Iowa State	5, Alabama
TURNOVERS	21, Mississippi State	7, Clemson
BLOCKED SHOTS	7, 3x, at LSU	1, 4x, Mississippi State
STEALS	12, Arkansas-Pine Bluff	2, Murray State
FOULS	31, 2x, Mississippi State	13, at Ole Miss

LARGEST LEAD/LARGEST DEFICIT						
DATE	OPPONENT	RESULT	LARGEST LEAD	LARGEST DEFICIT	TIED	LEAD CHANGES
Nov. 8	Nicholls	W, 76-54	27 (68-41, 8:24 2nd)	--	1	0
Nov. 15	Northwestern State	L, 92-111	14 (63-49, 16:30 2nd)	20 (89-108, 1:10 2nd)	9	6
Nov. 19	Jacksonville State	W, 78-54	31 (73-42, 4:02 2nd)	--	1	0
Nov. 23	Murray State	W, 75-67	12 (65-53, 4:47 2nd)	1 (36-37, 17:29 2nd)	2	2
Nov. 26	Tennessee State	W, 78-73	9 (67-58, 4:10 2nd)	4 (7-11, 15:04 1st)	5	7
Dec. 2	at Iowa State	L, 70-99	7 (12-5, 14:57 1st)	35 (62-97, 2:22 2nd)	4	4
Dec. 8	vs. Illinois (Atlanta)	L, 62-81	2 (4-2, 18:17 1st)	32 (41-73, 7:08 2nd)	2	2
Dec. 19	Clemson	W, 66-64	11 (17-6, 13:18 1st)	9 (34-43, 14:46 2nd)	10	4
Dec. 22	Boston College	W, 77-67	20 (44-24, 18:53 2nd)	2 (0-2, 19:31 1st)	0	9
Dec. 30	Arkansas-Pine Bluff	W, 91-59	36 (66-30, 15:13 2nd)	3 (0-3, 19:46 1st)	0	1
Jan. 4	Florida A&M	W, 81-50	32 (79-47, 1:12 2nd)	4 (2-6, 18:24 1st)	1	6
Jan. 9	at Ole Miss	L, 62-65	5 (21-16, 8:28 1st)	7 (6-13, 13:29 1st)	10	11
Jan. 11	Missouri	L, 68-70	5 (28-23, 3:12 1st)	6 (52-58, 7:26 2nd)	8	14
Jan. 15	at Tennessee	L, 67-78	--	12 (49-61, 8:51 2nd)	0	0
Jan. 18	Florida	L, 61-68	2 (31-29, 1:24 1st)	13 (10-23, 8:48 1st)	5	6
Jan. 22	at Mississippi State	L, 74-82	9 (15-6, 12:41 1st)	13 (60-73, 1:36 2nd)	0	1
Jan. 25	at Arkansas	L, 67-86	--	20 (66-86, 0:20 2nd)	0	0
Jan. 29	Alabama	W, 74-55	19 (72-53, 2:49 2nd)	--	0	0
Feb. 1	Georgia	W, 74-67	13 (55-42, 10:38 2nd)	1 (2-3, 19:13 1st)	0	2
Feb. 5	at South Carolina	W, 79-74	16 (60-44, 13:20, 2nd)	3 (0-3, 19:34 1st)	6	3
Feb. 8	at LSU	L, 80-87	8 (11-3, 14:55, 1st)	14 (60-74, 4:18 2nd)	2	10
Feb. 12	Kentucky	L, 56-64	3 (38-35, 11:29, 2nd)	12 (51-63, 0:25, 2nd)	2	6
Feb. 15	Mississippi State	W, 92-82	21 (56-35, 16:24, 2nd)	7 (12-19, 11:12, 1st)	4	3
Feb. 19	at Florida	L, 66-71	9 (27-18, 5:54, 1st)	5 (66-71, 0:04, 2nd)	6	9
Feb. 22	Vanderbilt	L, 59-67	16 (27-11, 8:12, 1st)	10 (57-67, 1:00, 2nd)	3	5
Feb. 26	South Carolina	W, 83-67	20 (66-46, 9:03, 2nd)	3 (3-6, 15:04, 1st)	1	2
Mar. 1	at Alabama					
Mar. 5	Tennessee					
Mar. 8	at Texas A&M					

SPECIALTY STATS (AUBURN-OPPONENT)							
DATE	OPPONENT	RESULT	PTS. OFF TURN.	2ND CHANCE	PAINT	FAST BREAK	BENCH
Nov. 8	Nicholls	W, 76-54	20-15	14-11	34-20	8-2	18-23
Nov. 15	Northwestern State	L, 92-111	14-12	19-14	50-34	8-8	17-26
Nov. 19	Jacksonville State	W, 78-54	23-11	26-12	44-24	2-2	32-18
Nov. 23	Murray State	W, 75-67	19-2	18-11	34-28	4-6	7-14
Nov. 26	Tennessee State	W, 78-73	19-12	9-11	36-30	8-6	11-26
Dec. 2	at Iowa State	L, 70-99	8-21	4-11	22-36	0-10	12-37
Dec. 8	vs. Illinois (Atlanta)	L, 62-81	11-8	8-7	26-32	6-4	16-19
Dec. 19	Clemson	W, 66-64	13-11	6-9	36-26	4-8	16-16
Dec. 22	Boston College	W, 77-67	15-4	8-10	26-22	8-2	13-22
Dec. 30	Arkansas-Pine Bluff	W, 91-59	22-14	12-8	46-22	18-6	32-18
Jan. 4	Florida A&M	W, 81-50	18-6	15-10	48-14	8-3	20-21
Jan. 9	at Ole Miss	L, 62-65	13-17	13-14	20-22	10-0	9-9
Jan. 11	Missouri	L, 68-70	13-14	11-14	24-24	2-6	10-9
Jan. 15	at Tennessee	L, 67-78	16-12	3-6	32-38	2-17	8-6
Jan. 18	Florida	L, 61-68	16-13	2-6	24-32	2-2	5-28
Jan. 22	at Mississippi State	L, 74-82	13-15	11-6	36-28	4-8	0-28
Jan. 25	at Arkansas	L, 67-86	6-11	9-8	26-38	4-18	11-21
Jan. 29	Alabama	W, 74-55	15-7	11-6	30-32	6-4	4-16
Feb. 1	Georgia	W, 74-67	12-9	8-9	20-28	9-10	8-24
Feb. 5	at South Carolina	W, 79-74	16-12	16-14	36-40	17-12	6-14
Feb. 8	at LSU	L, 80-87	22-11	13-15	42-26	6-6	13-24
Feb. 12	Kentucky	L, 56-64	32-22	14-21	32-22	6-2	8-14
Feb. 15	Mississippi State	W, 92-82	30-11	9-9	42-32	11-8	8-34
Feb. 19	at Florida	L, 66-71	12-14	3-14	16-20	7-2	7-9
Feb. 22	Vanderbilt	L, 59-67	11-10	17-6	30-20	2-8	4-17
Feb. 26	South Carolina	W, 83-67	22-14	5-9	30-26	4-2	18-21
Mar. 1	at Alabama						
Mar. 5	Tennessee						
Mar. 8	at Texas A&M						

• **Exhibition Game 1 •**
Auburn 109, Victory 67
October 28, 2013
Auburn Arena • Auburn, Ala.

Chris Denson scored 21 points with seven rebounds and four assists to lead five Tigers in double figures as Auburn defeated Victory University 109-67 in its exhibition opener on Monday in Auburn Arena.

Auburn shot 60 percent from the floor for the game and led 56-31 at the break after a 3-pointer by Dion Wade at the half-time buzzer. The Tigers held Victory to 23 percent shooting (7-of-30) in the first half.

Freshman point guard Tahj Shamsid-Deen scored 16 points on 4-of-5 from outside with four assists. Benas Griunas added 15 points off the bench while KT Harrell and Asaun Dixon Tatum each scored 14 points.

Malcolm Canada totaled nine points with nine assists. The Tigers finished with 25 assists on 43 field goals. Auburn out-rebounded Victory 51-33 led by eight rebounds from Chris Griffin.

Tyrell Hursey and Michael Davis each scored 20 points to pace the Eagles.

Victory	FG	3FG	FT	R	FTP	A	T	B	S	M
Bernans, Kristaps, F	1-4	1-1	3-7	5	2	6	1	2	0	1
Hursey, Tyrell, F	4-12	4-9	8-14	6	2	20	2	3	0	1
Starovic, Marko, C	0-4	0-0	0-0	4	4	0	0	1	0	1
Downey, Chris, G	1-1	0-0	0-0	0	1	2	0	0	0	1
Stinson, Marico, G	5-13	2-9	0-0	5	2	12	1	2	0	1
Gibson, Tavis	2-7	1-5	0-0	3	0	5	2	0	0	0
Davis, Michael	7-18	1-3	5-6	1	3	20	1	1	0	1
Guy, Marcus	0-1	0-1	0-0	1	0	0	1	0	0	0
Morelli, Michael	0-4	0-3	0-0	0	3	0	1	2	0	0
Hill, Tevin	0-2	0-0	2-2	1	1	2	3	0	0	1
Sanders, Avery	0-0	0-0	0-0	1	0	0	0	0	0	0
TEAM	6									
Totals	20-66	9-31	18-29	33	18	67	12	11	0	7

FG%: 1st Half 7-30 .233, 2nd Half 13-36 .361, Game 20-66 .303;
 3FG%: 1st Half 4-14 .286, 2nd Half 5-17 .294, Game 9-31 .290;
 FT%: 1st Half 13-20 .650, 2nd Half 5-9 .556, Game 18-29 .621;
 Deadball Rebounds: 8.

Auburn	FG	3FG	FT	R	FTP	A	T	B	S	M
Payne, Allen, F	1-1	0-0	0-2	5	1	2	0	1	0	0
Dixon-Tatum, A., C	6-7	0-0	2-2	5	3	14	1	0	1	0
Harrell, KT, G	2-8	2-7	8-10	2	2	14	6	1	0	0
Denson, Chris, G	9-15	2-5	1-3	7	1	21	4	1	0	0
Shamsid-Deen, T., G	6-8	4-5	0-0	2	2	16	4	0	0	0
Waddell, Devin	0-0	0-0	0-0	0	0	0	0	0	0	0
Wade, Dion	3-5	2-4	0-0	6	2	8	1	1	1	0
Thompson, Alex	0-1	0-1	0-0	3	2	0	1	0	0	0
Canada, Malcolm	4-6	0-0	1-3	3	2	9	1	1	3	23
Holmes, C.J.	0-0	0-0	0-0	0	0	0	0	0	0	0
Granger, Jordan	1-3	0-0	0-0	6	0	2	0	2	1	0
Griunas, Benas	7-8	0-1	1-2	4	5	15	0	0	2	1
Griffin, Chris	4-10	0-4	0-0	8	3	8	0	1	0	1
TEAM										
Totals	43-72	10-27	13-22	51	23	109	25	10	6	5

FG%: 1st Half 20-34 .588, 2nd Half 23-38 .605, Game 43-72 .597;
 3FG%: 1st Half 5-12 .417, 2nd Half 5-15 .333, Game 10-27 .370;
 FT%: 1st Half 11-16 .688, 2nd Half 2-6 .333, Game 13-22 .591;
 Deadball Rebounds: 3.

SCORE BY PERIODS	1	2	F
Victory	31	36	--
Auburn	56	53	--

OFFICIALS--Pat Adams, Byron Jarrett, Mark Ellard
 TECHNICAL FOULS--None
 ATTENDANCE--3,051

• **Exhibition Game 2 •**
Auburn 99, Paine 64
October 28, 2013
Auburn Arena • Auburn, Ala.

KT Harrell led five Auburn players in double-figures with 25 points as the Auburn basketball team defeated Paine College, 99-64, on Friday night in the team's final exhibition game. Auburn opens the regular season in a week against Nicholls State.

Harrell, who transferred from Virginia and sat out last season, went 9-for-14 from the floor, including 3-for-5 from behind the 3-point line. Two of his 3-pointers came in his 12-point first half as Auburn raced out to a 52-31 halftime lead.

Chris Denson also had a big night, finishing with 24 points on 8-for-10 shooting. The senior guard, who led the team with 21 points in the exhibition win over Victory on Monday, was 6-for-7 from the free throw line, where as a team Auburn shot 80 percent (16-for-20).

Center Asaun Dixon-Tatum and Benas Griunas each went for 11 points and combined to grab 14 rebounds, eight by Benas, while starting point guard Tahj Shamsid-Deen added 11 points and seven assists.

Auburn jumped out to a five-point lead, 7-2, just one minute into the game as Chris Griffin (nine points) and Harrell each connected on a 3-pointer on their first shots of the game. Auburn would maintain the 5-point lead for most of the first half before closing out the period on an 11-1 run over the final 5:14.

Auburn used a 15-0 run early in the second half to put the game decidedly out of reach. Leading 58-38 with 17:05 left, Shamsid-Deen hit a 3-pointer to start the run before Harrell went off for nine points, punctuating the run with a dunk off of a steal to make it 73-38 with 12:24 left.

Sean Morgan led Paine with 16 points while Darius Smith scored 14 and Kenny Fluellen 13.

Paine	FG	3FG	FT	R	FTP	A	T	B	S	M
Smith,Darius, F	5-13	1-5	3-5	6	0	14	2	1	0	0
Warner,Jordan, F	2-5	0-0	1-2	7	1	5	0	1	2	0
Morgan,Sean, C	7-10	0-1	2-6	3	16	1	2	0	0	22
Taylor,Kedric, G	1-4	0-0	0-0	1	4	2	3	0	1	19
Fluellen,Kenny, G	5-11	3-6	0-0	4	2	13	2	3	0	0
Hodge,Preston	1-3	0-1	4-4	1	1	6	2	2	0	0
Walker,Markees	0-4	0-4	0-0	0	1	0	0	1	0	0
Libazs,Arnis	0-3	0-0	2-4	3	5	2	0	2	0	0
Compton,Kaderious	0-3	0-1	0-0	1	0	0	0	0	0	0
Caldwell,Adrian	0-0	0-0	0-2	0	2	0	2	1	0	0
Davis,Alfonso	2-4	2-3	0-0	2	0	6	1	2	0	1
Dailey,Gianni	0-1	0-1	0-0	1	0	0	0	1	0	0
Petty,Patrick	0-1	0-0	0-0	0	0	0	0	1	0	0
Flemming,Cederick	0-1	0-0	0-0	1	0	0	0	0	0	0
TEAM	7									
Totals	23-63	6-22	12-23	36	19	64	13	20	2	2

FG%: 1st Half 10-30 .333, 2nd Half 13-33 .394, Game 23-63 .365;
 3FG%: 1st Half 3-11 .273, 2nd Half 3-11 .273, Game 6-22 .273;
 FT%: 1st Half 8-11 .727, 2nd Half 4-12 .333, Game 12-23 .522;
 Deadball Rebounds: 5.

Auburn	FG	3FG	FT	R	FTP	A	T	B	S	M
Griffin, Chris, F	3-6	1-3	0-0	9	1	7	0	2	1	1
Dixon-Tatum, A., C	4-8	0-0	3-4	6	3	11	0	3	2	1
Harrell, KT, G	9-14	3-5	4-4	1	3	25	3	0	0	1
Denson, Chris, G	8-10	2-3	6-7	3	1	24	4	2	0	4
Shamsid-Deen, T., G	4-8	2-5	1-1	1	3	11	7	1	0	2
Payne, Allen	1-2	0-0	0-0	3	2	2	1	1	0	1
Waddell, Devin	0-0	0-0	0-0	0	0	0	0	0	0	0
Wade, Dion	1-3	1-3	0-0	2	1	3	1	1	0	2
Canada, Malcolm	1-2	0-0	1-2	1	0	3	2	0	0	0
Holmes, C.J.	0-0	0-0	0-0	0	0	0	1	0	0	0
Granger, Jordan	1-3	0-0	0-0	4	1	2	1	2	1	1
Griunas, Benas	5-9	0-1	1-2	8	5	11	0	1	0	0
TEAM	1									
Totals	37-65	9-20	16-20	39	20	99	20	13	4	13

FG%: 1st Half 19-35 .543, 2nd Half 18-30 .600, Game 37-65 .569;
 3FG%: 1st Half 6-12 .500, 2nd Half 3-8 .375, Game 9-20 .450;
 FT%: 1st Half 8-11 .727, 2nd Half 8-9 .889, Game 16-20 .800;
 Deadball Rebounds: 3.

SCORE BY PERIODS	1	2	F
Paine	31	33	--
Auburn	52	47	--

OFFICIALS--Mike Kitts, Patrick Evans, Jeffrey Anderson
 TECHNICAL FOULS--None
 ATTENDANCE--3,661

• **Game 1 •**
Auburn 76, Nicholls 54
November 8, 2013
Auburn Arena • Auburn, Ala.

Guards KT Harrell and Chris Denson combined for 41 points as the Auburn men's basketball team opened the 2013-14 season with a 76-54 win over Nicholls on Friday night at the Auburn Arena.

Harrell, a transfer from Virginia who sat out last season, scored 21 points on 7-for-13 shooting, hitting a pair of 3-pointers and five free throws. The junior from Montgomery had 15 points at the half and scored Auburn's first five points of the game, hitting a 3-pointer just 15 seconds into the contest and then a layup just 40 seconds later.

Denson, a senior from Columbus, Ga., did most of his damage from the free throw line. He hit a career-high 11 free throws on 14 attempts while shooting 4-for-8 from the floor to finish with 20 points.

Auburn (1-0) led by eight at the half, 37-29, but used a 14-2 run midway through the second half to put the game away. Leading 54-39 with 11:47 left, Malcolm Canada (7 points, 5 rebounds) hit a free throw to start the run while Denson hit a layup to end it with 8:24 left and Auburn up 68-41. Denson would score a total of 8 points during the run, hitting a 3-pointer and three free throws to go along with his layup.

Tahj Shamsid-Deen, who became Auburn's first freshman to start a season-opener at the point since Quantez Robertson in 2005-06, finished with 5 points and 4 assists.

Center Asaun Dixon-Tatum finished with 8 points, 8 rebounds and 4 blocks.

Auburn finished the game with a 39-34 edge on the boards and held Nicholls (0-1) to just 33.9 percent shooting from the floor, including 25 percent (6-for-24) from 3-point range.

Auburn hit 28 of its 41 free throws while Nicholls attempted just 22, hitting 10.

Nicholls was led by T.J. Carpenter and Jeremy Smith, who each scored 9 points.

Nicholls	FG	3FG	FT	R	FTP	A	T	B	S	M
Thomas, Liam, F	0-0	0-0	0-0	1	4	0	0	0	1	0
Horace, JaMarkus, F	3-6	0-0	1-2	7	3	7	1	1	0	0
Thomas, Dantrell, G	2-6	1-2	3-4	3	4	8	1	4	0	0
Smith, Jeremy, G	2-4	1-2	4-4	3	9	1	1	0	0	0
Rillieux, Shane, G	3-4	0-0	1-4	0	4	7	0	2	0	0
Torres, Amin	1-2	0-1	0-2	2	1	2	1	0	0	0
Maciel, Pedro	0-0	0-0	0-0	2	3	0	3	1	0	0
Julien, Travis	1-8	0-5	0-0	2	1	2	2	2	0	1
Frye, Ja'Dante	0-2	0-1	0-2	3	0	0	0	0	0	0
Towers, Cade	3-8	1-2	1-4	5	3	8	1	2	0	1
Carpenter, T.J.	3-12	3-8	0-0	1	3	9	1	1	0	1
Doyle, Luke	1-4	0-3	0-0	2	2	0	0	0	0	0
TEAM	3									
Totals	19-56	6-24	10-22	34	31	54	11	14	1	3

FG%: 1st Half 11-27 .407, 2nd Half 8-29 .276, Game 19-56 .339;
 3FG%: 1st Half 4-10 .400, 2nd Half 2-14 .143, Game 6-24 .250;
 FT%: 1st Half 3-6 .500, 2nd Half 7-16 .438, Game 10-22 .455;
 Deadball Rebounds: 6.

Auburn	FG	3FG	FT	R	FTP	A	T	B	S	M
Payne, Allen, F	1-3	0-1	2-4	2	0	4	3	0	1	2
Dixon-Tatum, A., C	3-4	0-0	2-3	8	3	8	1	2	4	0
Harrell, KT, G	7-13	2-4	5-7	5	1	21	1	4	1	0
Denson, Chris, G	4-8	1-2	11-14	4	0	20	3	2	0	0
Shamsid-Deen, T., G	2-4	0-1	1-2	1	3	5	4	1	0	1
Wade, Dion	2-6	1-5	0-0	6	4	5	1	0	0	0
Canada, Malcolm	1-2	0-0	5-8	5	2	7	1	2	0	2
Granger, Jordan	0-0	0-0	2-2	2	2	0	1	0	0	0
Griunas, Benas	2-4	0-0	0-1	3	4	4	0	1	1	0
Griffin, Chris	0-2	0-2	0-0	2	0	0	0	0	0	0
TEAM	1									
Totals	22-46	4-15	28-41	39	19	76	14	13	7	5

FG%: 1st Half 10-24 .417, 2nd Half 12-22 .545, Game 22-46 .478;
 3FG%: 1st Half 2-8 .250, 2nd Half 2-7 .286, Game 4-15 .267;
 FT%: 1st Half 15-19 .789, 2nd Half 13-22 .591, Game 28-41 .683;
 Deadball Rebounds: 7.

SCORE BY PERIODS	1	2	F
Nicholls	29	25	--
Auburn	37	39	--

OFFICIALS--Antnio Petty, Willi CJ Washington, Tracy Woodson
 TECHNICAL FOULS--None
 ATTENDANCE--4,196

• Game 2 •

Northwestern State 111, Auburn 92
November 15, 2013
Auburn Arena • Auburn, Ala.

Chris Denson scored a career-high 29 points, but Auburn basketball fell to Northwestern State 111-92 on Friday in Auburn Arena.

Denson scored 20 points in the first half as the Tigers (1-1) built a 48-39 lead. He also tied his career highs with nine rebounds and five assists.

The Demons shot 67.6 percent (23-of-34) from the floor after halftime, including 7-of-11 (63.6 percent) from 3-point range as they erased a 14-point Auburn lead with 16 minutes remaining in the game.

Northwestern State (2-0) scored 72 points in the second half as they opened a lead all the way to 20 points with 70 seconds left in the game.

Jalan West scored 30 points on 5-of-8 shooting from deep to pace five demons in double figures. Gary Stewart added 23 points.

KT Harrell added 21 points for Auburn. Allen Payne had 10 points, eight rebounds and four assists. Chris Griffin scored 13 points off the bench.

Northwestern St.	FG	3FG	FT	R	FTP	A	T	B	S	M
Robinson, Patrick, F	1-4	0-0	0-0	4	2	2	0	0	1	17
Hicks, DeQuan, F	3-9	0-1	8-9	4	2	14	3	4	1	26
West, Jalan, G	10-15	5-8	5-7	9	3	30	6	2	0	35
White, Brison, G	6-17	2-6	2-2	7	1	16	4	0	1	35
Stewart, Gary, G	7-11	5-8	4-4	2	0	23	0	1	1	35
Joseph, Tra'von	1-1	1-1	0-0	0	0	3	1	0	0	5
Adams, Dustin	0-1	0-0	0	1	0	0	0	1	0	4
Washington, Tyler	0-1	0-0	0-0	0	1	0	0	1	0	4
Killian, Matt	0-0	0-0	0-0	0	0	0	0	0	0	5
Thompson, Sabri	1-2	1-2	0-0	3	3	2	1	0	0	7
Woodley, Zikiteran	7-8	0-0	4-5	4	1	18	1	0	0	16
King, Ryan	0-1	0-0	2-2	2	0	2	0	0	0	2
Frazier, Marvin	0-2	0-1	0-0	2	2	0	1	1	0	9
TEAM				4						
Totals	36-72	14-27	25-29	42	17	111	20	10	4	7 200

FG%: 1st Half 13-38 .342, 2nd Half 23-34 .676, Game 36-72 .500;
3FG%: 1st Half 7-16 .438, 2nd Half 7-11 .636, Game 14-27 .519;
FT%: 1st Half 6-8 .750, 2nd Half 19-21 .905, Game 25-29 .862;
Deadball Rebounds: 3.

Auburn	FG	3FG	FT	R	FTP	A	T	B	S	M
Payne, Allen, F	5-10	0-0	0-0	8	1	10	4	1	0	1 29
Dixon-Tatum, A., C	2-4	0-0	2-2	6	5	6	0	2	0	15
Harrell, KT, G	7-20	2-11	5-7	4	3	21	4	2	1	33
Denson, Chris, G	12-18	2-5	3-7	9	4	29	5	1	1	37
Shamsid-Deen, T, G	4-12	1-6	0-2	2	1	9	4	2	0	25
Wade, Dion	0-1	0-1	0-0	1	1	0	0	1	0	6
Canada, Malcolm	0-3	0-0	0-0	2	3	0	4	1	0	15
Granger, Jordan	1-1	0-0	0-0	4	3	2	1	0	0	14
Gricunas, Benas	1-3	0-1	0-0	2	2	0	0	1	0	9
Griffin, Chris	5-9	3-5	0-0	4	1	13	1	2	2	17
TEAM				1						
Totals	37-81	8-29	10-18	43	24	92	23	12	5	4 200

FG%: 1st Half 20-38 .526, 2nd Half 17-43 .395, Game 37-81 .457;
3FG%: 1st Half 2-9 .222, 2nd Half 6-20 .300, Game 8-29 .276;
FT%: 1st Half 6-14 .429, 2nd Half 4-4 1.000, Game 10-18 .556;
Deadball Rebounds: 3.

SCORE BY PERIODS	1	2	F
Northwestern State	39	72	-- 111
Auburn	48	44	-- 92

OFFICIALS--Doug Shows, James Breeding, James Barker
TECHNICAL FOULS--None
ATTENDANCE--5,823

• Game 3 •

Auburn 78, Jacksonville State 54
November 19, 2013
Auburn Arena • Auburn, Ala.

Chris Denson scored 15 points and KT Harrell added 14 points as Auburn defeated Jacksonville State 78-54 on Tuesday in Auburn Arena.

Auburn (2-1) never trailed after taking an early 3-2 lead on a free throw by Asaiah Dixon-Tatum. The Tigers held a 33-19 advantage at the half.

Back-to-back 3-pointers by Dion Wade and a free throw from Benas Gricunas capped a 13-0 run as Auburn stretched its lead to 57-30 with 10:42 remaining in the game.

The Tigers' bench scored 32 points on the night led by Malcolm Canada's 10 points and nine from Wade. Dixon-Tatum had nine points, seven rebounds and two blocks.

D.J. Felder finished with 16 points and 12 rebounds to lead the Gamecocks (0-5).

Jacksonville State	FG	3FG	FT	R	FTP	A	T	B	S	M
Felder, D.J., F	5-11	0-0	6-9	12	5	16	0	1	0	1 29
Cook, Nick, F	1-4	0-0	1-1	3	1	3	1	2	0	11
Rackley, Darion, G	2-5	1-4	2-2	2	3	7	1	5	0	30
White, Grant, G	2-8	1-3	2-4	3	2	7	1	3	0	1 26
Williams, Brian, G	1-7	0-1	1-6	0	1	3	1	2	1	0 33
Mitchem, Undra	2-8	2-4	0-0	2	1	6	1	1	0	0 17
Smith, Giovanni	1-2	1-2	0-0	0	0	3	2	0	0	0 12
Louder, Michael	1-3	0-0	0-0	2	2	2	0	1	0	0 10
McCreynolds, Rod	1-1	1-1	0-0	0	0	3	0	0	0	0 2
Clemmons, Teraes	0-0	0-0	0-0	0	0	3	0	1	0	0 9
Hunter, Jamal	2-3	0-0	0-2	2	3	4	3	0	1	2 21
TEAM				7						
Totals	18-52	6-15	12-24	33	21	54	11	14	4	4 200

FG%: 1st Half 8-27 .296, 2nd Half 10-25 .400, Game 18-52 .346;
3FG%: 1st Half 2-8 .250, 2nd Half 4-7 .571, Game 6-15 .400;
FT%: 1st Half 1-4 .250, 2nd Half 11-20 .550, Game 12-24 .500;
Deadball Rebounds: 3,1.

Auburn	FG	3FG	FT	R	FTP	A	T	B	S	M
Payne, Allen, F	2-3	0-1	0-0	6	3	4	1	2	0	2 24
Dixon-Tatum, A., C	4-9	0-0	1-2	7	1	9	0	1	2	1 20
Harrell, KT, G	4-7	1-1	5-5	3	4	14	0	0	0	23
Denson, Chris, G	5-11	0-0	5-8	6	0	15	2	0	0	3 29
Shamsid-Deen, T, G	2-7	0-1	0-0	1	3	4	2	0	1	24
Waddell, Devin	0-0	0-0	0-0	0	1	0	0	0	0	1
Wade, Dion	3-5	2-4	1-1	1	1	9	2	0	0	0 17
Thompson, Alex	0-1	0-1	1-2	4	1	1	1	0	0	0 9
Canada, Malcolm	2-4	0-0	6-7	3	0	10	0	1	0	1 15
Holmes, C.J.	1-1	0-0	0-0	0	0	2	0	0	0	0 1
Granger, Jordan	1-3	0-0	0-0	5	1	2	1	2	1	1 17
Gricunas, Benas	2-7	0-2	4-6	3	3	8	1	1	0	0 20
TEAM				8						
Totals	26-58	3-10	23-31	47	18	78	12	9	3	9 200

FG%: 1st Half 13-27 .481, 2nd Half 13-31 .419, Game 26-58 .448;
3FG%: 1st Half 0-5 .000, 2nd Half 3-5 .600, Game 3-10 .300;
FT%: 1st Half 7-10 .700, 2nd Half 16-21 .762, Game 23-31 .742;
Deadball Rebounds: 2.

SCORE BY PERIODS	1	2	F
Jacksonville State	19	35	-- 54
Auburn	33	45	-- 78

OFFICIALS--Jeffery Clark, Vladimir Voyard-Tadal, Karl Hess
TECHNICAL FOULS--None
ATTENDANCE--4,016

• Game 4 •

Auburn 75, Murray State 67
November 23, 2013
Auburn Arena • Auburn, Ala.

KT Harrell went for 17 points and 10 rebounds while Chris Denson had his third 20-point game of the season, scoring 23, as Auburn defeated Murray State, 75-67, on Saturday night.

Tied at 44-44 with 14:17 left in the game, Auburn (3-1) went on an 8-0 run over the next three-and-a-half minutes. Denson hit three shots in the run as Auburn went up 52-44. Denson would score 19 of his points after intermission, hitting 7-of-9 from the floor and 5-of-9 from the free throw line, collecting his seventh consecutive double-digit scoring game dating to last season.

Murray State would trim the lead to a bucket, 53-51, with 9:08 left but was never able to tie it up as Auburn scored the next seven points to extend the lead to nine, 60-51.

The lead would grow to 12 twice, the last coming at 67-55 with 4:06 left.

Asaiah Dixon-Tatum finished with 10 points and 6 rebounds for Auburn while Allen Payne had 7 points and tied his career-high with 10 rebounds.

Point guard Tahj Shamsid-Deen scored 11 points as Auburn had four players in double figures for the first time this season.

Jeffery Moss and Cameron Payne each had 16 points for Murray State (2-3).

Murray State	FG	3FG	FT	R	FTP	A	T	B	S	M
Fairell, Jonathan, F	0-1	0-0	1-2	3	5	1	0	2	1	0 9
Williams, Jarvis, F	6-8	0-0	1-4	9	4	13	3	2	3	0 38
Moss, Jeffery, F	6-8	4-5	0-0	2	3	16	1	1	0	0 36
Payne, Cameron, G	7-20	2-7	0-1	4	4	16	5	1	0	2 32
Fields, Dexter G	2-8	1-3	2-2	4	2	7	1	4	0	0 37
Ford, C.J.	1-2	0-1	2-2	1	2	4	1	0	0	0 13
Rambo, Tyler	2-7	0-0	4-10	6	2	8	2	0	0	0 29
Gilmore, Terron	1-1	0-0	0-0	1	5	2	0	1	0	0 6
TEAM				1						
Totals	25-55	7-16	10-21	31	27	67	13	11	4	2 200

FG%: 1st Half 11-27 .407, 2nd Half 14-28 .500, Game 25-55 .455;
3FG%: 1st Half 1-6 .167, 2nd Half 6-10 .600, Game 7-16 .438;
FT%: 1st Half 5-11 .455, 2nd Half 5-10 .500, Game 10-21 .476;
Deadball Rebounds: 3,1.

Auburn	FG	3FG	FT	R	FTP	A	T	B	S	M
Payne, Allen, F	2-6	0-2	3-3	10	2	7	1	1	0	0 34
Dixon-Tatum, A., C	4-5	0-0	2-4	6	4	10	0	4	3	0 26
Harrell, KT, G	5-15	1-6	6-7	10	2	17	2	5	0	2 35
Denson, Chris, G	7-13	0-2	9-15	5	2	23	3	0	0	2 35
Shamsid-Deen, T, G	3-8	2-5	3-4	0	2	11	2	1	0	1 30
Wade, Dion	1-1	1-1	0-0	0	1	3	1	0	0	0 8
Canada, Malcolm	1-5	0-2	0-0	1	1	2	0	0	0	0 10
Granger, Jordan	0-0	0-0	0-0	3	3	0	0	0	0	0 9
Gricunas, Benas	1-1	0-0	0-0	3	4	2	0	2	1	0 13
TEAM				3						
Totals	24-54	4-18	23-33	41	21	75	11	13	4	5 200

FG%: 1st Half 10-25 .400, 2nd Half 14-29 .483, Game 24-54 .444;
3FG%: 1st Half 2-10 .200, 2nd Half 2-8 .250, Game 4-18 .222;
FT%: 1st Half 10-15 .667, 2nd Half 13-18 .722, Game 23-33 .697;
Deadball Rebounds: 5.

SCORE BY PERIODS	1	2	F
Murray State	28	39	-- 67
Auburn	32	43	-- 75

OFFICIALS--Antinio Petty; Marc Ellard, Tim Gattis
TECHNICAL FOULS--None
ATTENDANCE--4,171

• Game 5 •
Auburn 78, Tennessee State 73
November 26, 2013
Auburn Arena • Auburn, Ala.

Chris Denson scored 17 points, all in the second half, to lead four double-digit scorers as Auburn knocked off Tennessee State 78-73 on Tuesday in Auburn Arena.

Auburn (4-1) saw its lead slip to just two points with 40 seconds remaining on a 3-pointer by Tennessee State's Jaquan Nobles, but the Tigers responded with some timely free throw shooting in the final 35 seconds to hold on for the victory.

Led by a 9-of-10 night at the foul line by Denson, Auburn hit a season high 30-of-37 free throws (81.1 percent) to overcome a strong shooting night by TSU (0-7). Tennessee State shot 56.5 percent (26-of-46) and hit 9-of-20 3-point attempts (45 percent).

Tahj Shamsid-Deen chipped in with a career-best 16 points, primarily in the first half as Denson and KT Harrell (14 points) sat due to foul trouble. Allen Payne added 13 points, six rebounds and three steals.

Nobles led TSU with 22 points, including 6-of-9 from outside. Kennedy Eubanks and Patrick Miller each scored 17 points.

Tennessee State	FG	3FG	FT	R	FTP	A	T	B	S	M
Rhett, M.J., F	2-3	0-0	2-4	3	5	6	2	2	1	28
Eubanks, Kennedy, F	6-10	1-2	4-7	9	1	17	1	2	1	37
Miller, Patrick, G	5-10	1-4	6-13	4	3	17	8	2	0	38
Harris, Jay, G	3-6	1-2	0-0	0	5	7	0	2	0	21
Gaither, Jordan, G	0-3	0-3	0-0	2	3	0	3	2	0	0
Nobles, Jaquan	8-11	6-9	0-0	5	4	22	2	0	0	27
Graham, Jamonte	1-1	0-0	0-0	1	0	2	0	1	0	0
Bates, Alex	1-1	0-0	0-0	1	3	2	0	1	0	0
Williams, Gerald	0-1	0-0	0-0	0	0	0	0	0	0	0
Wellian, Chae'd	0-0	0-0	0-0	0	1	0	0	2	0	0
TEAM				3						
Totals	26-46	9-20	12-24	28	25	73	16	14	2	6 200

FG%: 1st Half 12-22 .545, 2nd Half 14-23 .583, Game 25-55 .565;
 3FG%: 1st Half 6-10 .600, 2nd Half 3-10 .300, Game 9-20 .450;
 FT%: 1st Half 3-6 .500, 2nd Half 9-18 .500, Game 12-24 .500;
 Deadball Rebounds: 4.

Auburn	FG	3FG	FT	R	FTP	A	T	B	S	M
Payne, Allen, F	3-5	0-1	7-11	6	3	13	1	1	0	3 37
Dixon-Tatum, A., C	3-3	0-0	1-3	5	4	7	1	0	1	0 27
Harrell, KT, G	4-6	1-2	5-5	1	3	14	0	2	1	0 24
Denson, Chris, G	4-9	0-1	9-10	4	2	17	1	1	0	0 24
Shamsid-Deen, T., G	5-13	1-4	5-5	2	3	16	3	2	0	0 31
Wade, Dion	1-7	0-4	0-0	1	2	2	2	0	0	1 16
Canada, Malcolm	2-3	0-1	3-3	1	1	7	0	0	0	3 16
Granger, Jordon	1-2	0-0	0-0	3	0	2	0	1	0	0 12
Griciunas, Benas	0-1	0-0	0-0	2	1	0	0	0	0	0 13
TEAM				3						
Totals	23-49	2-13	30-37	28	19	78	8	7	2	7 200

FG%: 1st Half 11-28 .393, 2nd Half 12-21 .571, Game 23-49 .469;
 3FG%: 1st Half 1-9 .111, 2nd Half 1-4 .250, Game 2-13 .154;
 FT%: 1st Half 13-16 .813, 2nd Half 17-21 .810, Game 30-37 .811;
 Deadball Rebounds: 3.2.

SCORE BY PERIODS	1	2	F
Tennessee State	33	40	--
Auburn	36	42	--

OFFICIALS--Mike Nance, Doug Simmons, Tim Clougherty
 TECHNICAL FOULS--None
 ATTENDANCE--4,370

• Game 6 •
Iowa State 99, Auburn 70
December 2, 2013
Hilton Coliseum • Ames, Iowa

The Auburn basketball team faced a tough challenge on Monday night in the Big XII/SEC Challenge, facing No. 17 Iowa State on its home court in Ames. Chris Denson gave Auburn 27 points and KT Harrell 19 but it wasn't enough as Iowa State won, 99-70.

Auburn led 12-5 just over 5 minutes into the first half but then saw Iowa State go on a tear, tying it at 12-12 at the 11:24 mark and then scoring 12 of the next 17 points to lead 24-17 with 8:17 left in the half.

Iowa State would take a 47-28 lead into halftime as it shot 41.0 percent from the floor and 36.8 percent from 3 while Auburn shot just 26.7 percent from the floor and 18.2 percent from deep.

Iowa State continued its torrid shooting in the second half, shooting 50 percent from the field and 37.5 percent from deep in the second half, scoring 52 points in the period.

Auburn shot 35.5 percent from the floor in the second half and 26.1 from 3-point range, tallying 42 points in the half.

Auburn, which came into the game hitting 71.3 percent from the free throw line, was 20-for-24 at the stripe for a final mark of 83.3 percent.

Iowa State had five players in double figures, led by Dustin Hogue, who finished with 22 points and 16 rebounds.

Denson scored 14 of his points in the first half while Harrell had 9.

Auburn	FG	3FG	FT	R	FTP	A	T	B	S	M
Dixon-Tatum, A., C	1-3	0-0	0-1	6	3	2	1	3	3	0 24
Harrell, KT, G	6-16	3-7	4-4	7	1	19	0	3	1	1 32
Payne, Allen, F	1-5	0-1	2-2	3	0	4	2	1	1	0 23
Denson, Chris, G	8-17	0-3	11-13	8	1	27	1	1	0	1 33
Shamsid-Deen, T., G	2-9	2-6	0-0	0	2	6	2	2	1	0 27
Wade, Dion	1-4	1-4	0-0	2	5	3	0	1	0	1 12
Thompson, Alex	0-1	0-1	0-0	1	0	0	0	0	0	0 8
Canada, Malcolm	2-5	0-1	3-4	3	3	7	0	2	1	1 19
Granger, Jordon	0-0	0-0	0-0	0	1	0	0	1	0	0 10
Griciunas, Benas	1-1	0-0	0-0	2	0	2	0	0	0	0 6
Atewe, Matthew	0-1	0-0	0-0	2	5	0	1	0	0	0 6
TEAM				2						
Totals	22-62	6-23	20-24	36	21	70	7	14	7	4 200

FG%: 1st Half 8-30 .267, 2nd Half 14-32 .438, Game 22-62 .355;
 3FG%: 1st Half 2-11 .182, 2nd Half 4-12 .333, Game 6-23 .261;
 FT%: 1st Half 10-11 .909, 2nd Half 10-13 .769, Game 20-24 .833;
 Deadball Rebounds: 0.

Iowa State	FG	3FG	FT	R	FTP	A	T	B	S	M
Ejim, Melvin, F	5-12	0-4	4-4	10	3	14	1	3	0	0 28
Thomas, Matt, G	4-9	4-8	2-2	3	3	14	2	0	0	0 25
Hogue, Dustin, F	8-10	2-3	4-7	16	0	22	1	1	0	1 31
Niang, Georges, F	2-8	0-3	0-0	3	5	4	3	3	0	0 17
Kane, DeAndre, G	2-9	0-1	4-6	3	2	8	7	0	1	1 25
Dorsey-Walker, S.	1-3	1-3	0-0	2	2	3	1	2	0	2 17
Morris, Monté	3-7	2-4	4-4	3	1	12	9	0	0	1 24
Long, Naz	4-9	3-7	0-0	1	1	11	2	0	0	0 18
Bluford, K.J.	1-2	1-2	0-0	0	2	3	2	0	0	1 4
Gibson, Percy	2-2	0-0	0-0	0	0	4	0	0	0	0 4
Ellerman, Tyler	0-0	0-0	0-0	0	0	0	0	0	0	0 2
Edozie, Daniel	1-2	0-0	2-2	2	0	4	0	0	0	0 5
TEAM				4						
Totals	33-73	13-35	20-25	47	19	99	28	9	1	6 200

FG%: 1st Half 16-39 .410, 2nd Half 17-34 .500, Game 33-73 .452;
 3FG%: 1st Half 7-19 .368, 2nd Half 6-16 .375, Game 13-35 .371;
 FT%: 1st Half 8-11 .727, 2nd Half 12-14 .857, Game 20-25 .800;
 Deadball Rebounds: 4.2.

SCORE BY PERIODS	1	2	F
Auburn	28	42	--
Iowa State	47	52	--

OFFICIALS--Don Daily, Ron Groover, Lee Cassell
 TECHNICAL FOULS--None
 ATTENDANCE--13,889

• Game 7 •
Illinois 81, Auburn 62
December 8, 2013
Philips Arena • Atlanta, Ga.

KT Harrell went for a career-high 23 points and Tahj Shamsid-Deen scored 13 but Auburn couldn't comeback from a 24-point halftime deficit, falling to Illinois, 81-62, on Sunday afternoon at Philips Arena.

Illinois (8-1) jumped out to a 41-17 halftime lead and never looked back, shooting 60 percent in the first half and upping it to 63 percent in the second half. Illinois was 7-for-13 (53.8 percent) from deep in the first half and finished the game 12-for-23 (52.2 percent) from beyond the arc for the game.

Rayvonte Rice led all scorers with 22 points, shooting 8-for-12 from the floor, while Tracy Abrams added 17 on 7-for-10 shooting and Jon Ekey had 14, going 5-for-7 from the floor and 4-for-6 from 3-point range.

Starting a different lineup for the first time this season, Auburn (4-3) was held to just 26.1 percent shooting in the first half before rebounding to shoot 51.7 percent in the second half, hitting 15-for-29 from the floor. Harrell scored 17 points in the second half as he and Shamsid-Deen combined for 30 of Auburn's 45 second-half points.

Illinois	FG	3FG	FT	R	FTP	A	T	B	S	M
Ekey, Jon, F	5-7	4-6	0-0	6	3	14	2	0	0	0 25
Egwu, Nnanna, C	1-2	0-1	0-0	1	2	2	0	0	1	1 27
Bertrand, Joseph, G	3-5	1-2	0-0	1	2	7	2	1	0	0 27
Abrams, Tracy, G	7-10	3-5	0-0	7	3	17	5	2	0	2 29
Rice, Rayvonte, G	8-12	2-4	4-4	5	4	22	3	2	0	1 31
Tate, Jaylon	1-2	1-1	0-0	2	1	3	4	2	0	1 18
LaTulip, Mike	0-1	0-1	0-0	0	0	0	0	0	0	0 2
Hill, Malcolm	1-5	1-2	0-0	2	0	3	1	3	0	0 12
Morgan, Maverick	2-3	0-0	1-1	1	3	5	0	2	0	0 8
Nunn, Kendrick	2-3	0-1	0-0	1	0	4	1	2	0	1 13
Colbert, Austin	2-2	0-0	0-0	1	1	4	1	0	0	0 8
Totals	32-52	12-23	5-5	27	19	81	19	14	1	6 200

FG%: 1st Half 15-25 .600, 2nd Half 17-27 .630, Game 32-52 .615;
 3FG%: 1st Half 7-13 .538, 2nd Half 5-10 .500, Game 12-23 .522;
 FT%: 1st Half 4-4 1.000, 2nd Half 1-1 1.000, Game 5-5 1.000;
 Deadball Rebounds: 0.

Auburn	FG	3FG	FT	R	FTP	A	T	B	S	M
Granger, Jordon, F	0-2	0-0	0-0	2	0	0	0	1	0	0 8
Griciunas, Benas, C	1-5	0-2	0-0	1	0	2	1	0	0	0 16
Harrell, KT, G	6-11	3-6	8-8	0	1	23	2	4	0	1 36
Denson, Chris, G	3-7	0-2	2-5	5	3	8	4	2	0	2 29
Shamsid-Deen, T., G	4-8	3-6	2-2	0	1	13	4	3	0	1 32
Dixon-Tatum, A.	3-4	0-0	1-2	8	0	7	0	2	1	0 24
Payne, Allen	1-6	0-2	1-1	4	1	3	1	0	0	0 24
Wade, Dion	0-1	0-0	0-0	1	1	0	1	0	0	0 7
Thompson, Alex	0-1	0-1	0-0	0	2	0	0	0	0	0 6
Canada, Malcolm	3-7	0-0	0-0	4	1	6	1	1	0	0 18
TEAM				1						
Totals	21-52	6-19	14-18	26	10	62	14	13	1	4 200

FG%: 1st Half 6-23 .261, 2nd Half 15-29 .517, Game 21-52 .404;
 3FG%: 1st Half 0-4 .000, 2nd Half 6-15 .400, Game 6-19 .316;
 FT%: 1st Half 5-6 .833, 2nd Half 9-12 .750, Game 14-18 .778;
 Deadball Rebounds: 1.1.

SCORE BY PERIODS	1	2	F
Illinois	41	40	--
Auburn	17	45	--

OFFICIALS--Ted Valentine, Jeffrey Anderson, Mike Kitts
 TECHNICAL FOULS--None
 ATTENDANCE--2,259

• Game 8 •

Auburn 66, Clemson 64
December 19, 2013
Auburn Arena • Auburn, Ala.

Chris Denson scored 19 points and KT Harrell added 14 points as Auburn defeated Clemson 66-64 on Thursday in Auburn Arena.

After a back and forth second half that included six ties and four lead changes, Auburn took the lead for good on a free throw by Denson with 43 seconds remaining 63-62. On the subsequent possession, Asaiah Dixon-Tatum recorded a critical block on Clemson's Rod Hall that led to two more free throws by Harrell with 14 seconds remaining.

Following a dunk by Landry Nnoko with only two seconds left, Allen Payne iced the win with a final free throw with a second remaining. Hall got away a desperation heave that went the length of the court and off the rim, but it was after the final buzzer.

Payne finished the game with eight points and seven rebounds. The Auburn bench totaled 16 points led by seven from Malcolm Canada.

Auburn (5-3) opened the game with an 8-0 run and led 17-6 after seven minutes of play. The Tigers led 23-13 with nine minutes left in the first half following a jumper by Jordon Granger.

From that point, Clemson rallied with an 11-1 run to tie the game at 24 with less than five minutes to go before the half. Clemson's Hall connected on a pair of 3-pointers in the final 55 seconds and Tahj Shamsid-Deen hit a long two as the teams went into the break tied at 34.

Clemson (8-3) scored the first nine points of the second half and Auburn trailed 43-34 with 14:46 left.

Auburn came down with five offensive rebounds on one possession that ultimately ended with a Canada layup to close the gap to 48-46 with 9:36 remaining. Dion Wade, Payne, Matthew Atewe and Canada all had offensive boards in the series.

On the next possession, Denson tied the game at 48 with 8:36 to go as the two teams would knot the score five more times in the final eight-plus minutes.

K.J. McDaniels led Clemson with 18 points. Hall had 16 points, five rebounds and four assists. Jordan Roper was the other double-figure scorer with 12 points.

Clemson	FG	3FG	FT	R	FTP	A	T	B	S	M	
Blossomgame, J., F	1-5	0-1	1-2	3	3	3	1	1	2	0	31
McDaniels, K.J., F	7-14	2-3	2-2	7	1	18	1	0	2	1	39
Nnoko, Landry, C	3-6	0-0	2-4	8	4	8	0	0	0	0	32
Hall, Rod, G	3-6	2-3	8-10	5	2	16	4	1	0	2	34
Harrison, D., G	1-2	0-1	1-2	1	1	3	2	3	0	1	14
Filer, Adonis	0-0	0-0	0-0	1	1	0	1	1	0	0	6
Coleman, Devin	0-1	0-1	0-0	0	1	0	0	0	0	0	2
Roper, Jordan	5-12	0-2	2-4	3	2	12	0	1	0	0	25
Djambo, Ibrahim	0-2	0-2	0-0	0	1	0	0	0	0	0	9
Djitte, Sidy	2-2	0-0	0-0	2	3	4	0	0	0	0	8
TEAM				2							
Totals	22-50	4-13	16-24	32	19	64	9	7	4	4	200

FG%: 1st Half 13-30 .433, 2nd Half 9-20 .450, Game 22-50 .440;

3FG%: 1st Half 4-9 .444, 2nd Half 0-4 .000, Game 4-13 .308;

FT%: 1st Half 4-6 .667, 2nd Half 12-18 .667, Game 16-24 .667;

Deadball Rebounds: 4, 1.

Auburn	FG	3FG	FT	R	FTP	A	T	B	S	M	
Payne, Allen, F	2-6	1-3	3-4	7	1	8	1	1	0	0	32
Dixon-Tatum, A., C	2-3	0-0	0-1	5	4	4	0	3	2	0	25
Harrell, KT, G	5-9	1-3	3-4	1	3	14	2	2	0	0	27
Denson, Chris, G	9-16	0-3	1-5	4	3	19	3	1	0	1	33
Shamsid-Deen, T., G	2-5	1-2	0-0	4	4	5	2	2	0	0	24
Wade, Dion	0-0	0-0	1-3	3	0	1	0	0	0	0	5
Canada, Malcolm	3-5	0-1	1-1	3	1	7	2	1	0	1	16
Granger, Jordon	1-1	0-0	0-0	1	0	2	0	0	0	0	3
Gricunas, Benas	0-0	0-0	0-0	0	0	0	0	0	0	0	2
Griffin, Chris	1-8	1-5	0-0	4	0	3	0	0	0	0	20
Atewe, Matthew	1-2	0-0	1-1	2	2	3	0	0	2	0	13
TEAM				1							
Totals	26-55	4-17	10-19	35	18	66	10	10	4	2	200

FG%: 1st Half 15-27 .556, 2nd Half 11-28 .393, Game 26-55 .473;

3FG%: 1st Half 3-9 .333, 2nd Half 1-8 .125, Game 4-17 .235;

FT%: 1st Half 1-3 .333, 2nd Half 9-16 .563, Game 10-19 .526;

Deadball Rebounds: 2.

SCORE BY PERIODS	1	2		F
Clemson	34	30	--	64
Auburn	34	32	--	66

OFFICIALS--Tony Greene, Doug Simmons, Ron Groover

TECHNICAL FOULS--None

ATTENDANCE--4,938

• Game 9 •

Auburn 77, Boston College 67
December 22, 2013
Auburn Arena • Auburn, Ala.

KT Harrell scored a career-high 29 points to lead three Auburn players in double figures as Auburn defeated Boston College, 77-67, to claim its second straight win over an ACC opponent and up its record to 6-3.

Auburn sank a season-high 10 3-pointers, including eight in the first half, as it built a 13-point halftime lead and stretched it to as many as 20 early in the second half.

Harrell, who had gone for 23 points against Illinois earlier this month, went 10-for-17 from the floor and 6-for-10 from 3-point range, scoring 16 points in the first half and 13 after intermission. The junior guard hit four 3's in the first 20 minutes.

With his double-figure night, Harrell has now scored in double figures in all nine games this season.

Chris Denson added 15 points and four assists while point guard Tahj Shamsid-Deen went for 14, hitting 5-of-7 from the floor.

Auburn jumped out to a 9-4 lead just 2:30 into the game as Denson hit a 3 and then Harrell hit back-to-back 3's. A traditional 3-point play out of Matthew Atewe made it 12-10 as Auburn hit 13 shots in the first half, eight of them from beyond the arc, to lead 37-24 at the break. Auburn ended the half on a 14-2 run over the final 4:41 and then stretched it to a 20-point lead, 44-24, with 18:28 to go in the second half.

Boston College (4-8) was led by Olivier Hanlan's 28 points. Ryan Anderson was the next highest scorer with 11.

Boston College	FG	3FG	FT	R	FTP	A	T	B	S	M	
Odio, Eddie, F	1-4	0-1	2-4	3	1	4	1	3	1	0	24
Magarity, Will, F	2-2	0-0	3-4	2	1	7	1	3	1	0	16
Dragicevich, Alex, F	1-2	1-1	0-0	1	2	3	0	1	0	1	12
Hanlan, Olivier, G	8-14	3-8	9-11	4	3	28	1	1	0	2	37
Rahon, Joe, G	1-3	0-1	1-2	3	2	3	1	0	0	0	32
Owens, Garland	0-2	0-2	0-0	3	3	0	0	0	0	0	24
Anderson, Ryan	3-7	0-1	5-8	6	3	11	3	2	0	0	15
Donahue, Sam	1-2	1-2	0-0	0	1	3	0	0	0	0	1
Jackson, Lonnie	0-0	0-0	0-0	1	4	0	1	1	0	1	9
Rubin, Danny	0-1	0-1	0-0	0	1	0	0	0	0	0	3
Heckmann, Patrick	3-9	2-6	0-0	8	0	8	2	2	0	0	27
TEAM	3										
Totals	20-46	7-23	20-29	34	21	67	10	13	2	4	200

FG%: 1st Half 8-19 .421, 2nd Half 12-27 .444, Game 20-46 .435;

3FG%: 1st Half 3-9 .333, 2nd Half 4-14 .286, Game 7-23 .304;

FT%: 1st Half 5-8 .625, 2nd Half 15-21 .714, Game 20-29 .690;

Deadball Rebounds: 5, 1.

Auburn	FG	3FG	FT	R	FTP	A	T	B	S	M	
Payne, Allen, F	1-3	0-0	0-0	7	3	2	2	1	0	0	30
Dixon-Tatum, A., C	2-4	0-0	0-1	5	4	4	3	1	1	0	20
Harrell, KT, G	10-17	6-10	3-3	2	4	29	3	0	0	0	35
Denson, Chris, G	4-14	1-6	6-8	4	1	15	4	1	0	2	38
Shamsid-Deen, T., G	5-7	2-3	2-3	1	3	14	1	2	0	1	31
Wade, Dion	1-1	1-1	0-0	0	0	3	0	0	0	0	3
Canada, Malcolm	0-1	0-1	0-1	1	0	0	1	1	0	1	10
Granger, Jordon	0-0	0-0	0-0	0	2	0	1	0	0	0	7
Gricunas, Benas	1-2	0-0	0-0	0	0	2	0	0	0	0	2
Griffin, Chris	0-2	0-1	5-5	2	2	5	0	1	0	0	12
Atewe, Matthew	1-1	0-0	1-1	2	2	3	0	0	1	0	12
TEAM				2							
Totals	25-52	10-22	17-22	26	21	77	15	7	2	4	199

FG%: 1st Half 13-24 .542, 2nd Half 12-28 .429, Game 25-52 .481;

3FG%: 1st Half 3-14 .214, 2nd Half 2-8 .250, Game 10-22 .455;

FT%: 1st Half 3-5 .600, 2nd Half 14-17 .824, Game 17-22 .773;

Deadball Rebounds: 1.

SCORE BY PERIODS	1	2	
Boston College	24	43	--
Auburn	37	40	--

OFFICIALS--Doug Shows, Pat Adams, Joe Lindsay

TECHNICAL FOULS--None

ATTENDANCE--4,622

• Game 10 •

Auburn 91, Arkansas-Pine Bluff 59
December 30, 2013
Auburn Arena • Auburn, Ala.

K.T. Harrell scored 19 points, Chris Denson chipped in 17 as the Auburn men's basketball team cruised by Arkansas Pine-Bluff 91-59 on Monday night.

Auburn (7-3) shot 65 percent from the field in the win, the best performance by a team in the Tony Barbee era. The Tigers' 91 points are its second-highest total this season and Auburn hit 10 three-pointers for the second straight game. Auburn's 24 assists were also a season high.

The SEC's top-scoring duo continued their hot shooting from the field as Harrell scored in double figures for the tenth straight game. The junior finished 7-of-9 from the field including four treys, while adding four rebounds and three assists.

Denson was 7-of-10 from the free throw line to finish in doubles figures for the third straight game. The senior provided the Tigers with a spark early on against Arkansas Pine-Bluff (2-10), scoring eight straight points in the game's first five minutes.

Dion Wade added a career-high 15 points off the bench and finished a perfect 4-for-4 from three. Tahj Shamsid-Deen attacked the Lions' defense and finished with nine points and set a career high with eight assists in the victory. The freshman added five points in the second half along with five assists.

The Tigers used a 19-5 run over the game's first six minutes, hitting six straight shots from the field to jump out to the early lead over UAPB and did not look back. Auburn shot 74 percent from the field in the first half and hit six three's from range. The Tigers' 53 points in the first half also set a season-high.

Auburn's defense held UAPB to just 25 points in the opening frame, the second-fewest allowed by the Tigers this year while recording 10 first-half turnovers and seven blocked shots. The Tigers forced a season-high 20 turnovers and held the Golden Lions to just 32 percent from the field.

In the second half, the Tigers continued their hot shooting from the field to push their lead to 36 with 15:13 left in the game. Down the stretch, Harrell and Denson traded out alley-oop dunks to close out the night to extend Auburn's lead.

Allen Payne recorded eight points with five boards for the Tigers, while Chris Griffin scored seven points and Matthew Atewe led Auburn with seven rebounds and chipped in a season-high six points.

Arkansas-Pine Bluff	FG	3FG	FT	R	FTP	A	T	B	S	M	
Haynes, Davon, F	5-17	0-1	1-3	10	4	11	1	4	1	1	31
Floyd, Jaylon, F	0-1	0-0	0-2	2	1	0	0	0	1	0	13
Mosley, Marcel, G	2-9	2-6	2-2	1	3	8	1	3	0	2	24
Hammond, Tevin, G	6-17	4-9	3-4	1	4	19	5	6	0	2	38
Robinson, G., G	1-4	1-3	0-0	2	1	3	0	1	0	0	18
Tingle, Sean	0-4	0-0	3-4	3	3	3	0	3	0	2	18
Whiting, Trent	0-0	0-0	0-0	2	1	0	3	1	0	1	14
Savage, Chandler	1-2	0-0	0-0	2	1	2	0	1	0	2	12
McIntyre, DeAndre	5-8	1-1	0-2	1	1	11	1	1	0	2	28
Brown, Jordan	1-2	0-0	0-0	2	0	2	0	0	0	0	4
TEAM				3							
Totals	21-64	8-20	9-17	29	19	59	11	20	2	12	200

FG%: 1st Half 10-29 .345, 2nd Half 11-35 .314, Game 21-64 .328;

3FG%: 1st Half 4-8 .500, 2nd Half 4-12 .333, Game 8-20 .400;

FT%: 1st Half 1-4 .250, 2nd Half 8-13 .615, Game 9-17 .529;

Deadball Rebounds: 3, 3.

Auburn	FG	3FG	FT	R	FTP	A	T	B	S	M	
Payne, Allen, F	4-6	0-1	0-0	5	2	8	4	1	1	0	24
Dixon-Tatum, A., C	3-3	0-0	0-0	3	2	6	0	1	3	0	12
Harrell, KT, G	7-9	4-6	1-2	4	1	19	3	5	0	2	25
Denson, Chris, G	5-9	0-2	7-10	5	1	17	4	4	0	1	26
Shamsid-Deen, T., G	4-6	1-3	0-0	2	0	9	8	0	1	3	26
Waddell, Devin	0-0	0-0	0-0	0	0	0	0	0	0	0	1
Wade, Dion	4-5	4-4	3-4	2	2	15	2	1	0	2	18
Thompson, Alex	0-1	0-0	0-2	1	1	0	0	2	0	0	8
Canada, Malcolm	1-2	0-0	0-0	3	4	2	2	4	0	1	15
Holmes, C.J.	0-0	0-0	0-0	0	0	0	0	0	0	0	1
Gricunas, Benas	1-2	0-0	0-0	5	0	2	1	1	2	0	12
Griffin, Chris	3-6	1-3	0-0	2	2	7	0	1	2	1	14
Atewe, Matthew	2-3	0-0	2-4	7	2	6	0	1	3	1	18
TEAM				2							
Totals	34-52	10-19	13-22	41	17	91	24	21	12	11	200

FG%: 1st Half 20-27 .741, 2nd Half 14-25 .560, Game 34-52 .654;

3FG%: 1st Half 6-9 .667, 2nd Half 4-10 .400, Game 10-19 .526;

• **Game 11 •**
Auburn 81, Florida A&M 50
January 4, 2014
Auburn Arena • Auburn, Ala.

Allen Payne had his second career double-double and was one of three Auburn players to finish in double figures in points with 16 as Auburn cruised to an 81-50 win over Florida A&M in its final non-conference game of the season on Saturday night.

Payne, who had one career double-double coming into the night, reached his second by halftime, dropping in 12 of his 16 points and grabbing 11 of his career-best 13 boards before intermission. He also finished with a career-best five assists, three of which were in the first half, as Auburn ended the non-conference season on a four-game winning streak to take an 8-3 record into SEC play next week.

KT Harrell scored a game-high 22 points for his 11th consecutive double-digit scoring game. The junior finished the game 7-for-12 from the floor, hitting the 20-point mark for the fifth time this season.

Chris Denson was the third Auburn player in double figures, hitting his average with 19 points. Most of his damage came in the second half as he was limited to just four minutes of action in the first half due to a pair of quick fouls.

Auburn jumped out to a 38-27 halftime lead as it shot 45.9 (17-for-37) percent from the floor while holding Florida A&M (4-11) to just 27.3 percent (9-for-33).

Auburn upped its scoring in the second half, dropping in 43 points on 51.9 percent shooting (14-for-27), the fifth straight game it shot at least 50 percent in a half.

The team also finished with double-digit blocks for the second straight game, registering 10 as Asaiah Dixon-Tatum and Matthew Atewe each had four and Chris Griffin had two. Griffin added nine points and seven rebounds while Dixon-Tatum also had seven boards.

Auburn's 56 rebounds were a season-high and are the most pulled down by an Tony Barbee team at Auburn.

Florida A&M was held without a player in double figures. Jamie Adams finished with a team-high nine points while three players, Jomari Bradshaw, Trey Kellum and Greg Nelson each finished with eight.

Florida A&M	FG	3FG	FT	R	FTP	A	T	B	S	M
Rozier, Christopher, F	0-4	0-2	0-0	1	0	0	1	1	0	9
Bradshaw, Jomari, F	4-16	0-3	0-0	7	2	8	0	2	0	21
Kellum, Trey, F	3-7	0-0	2-5	6	4	8	2	1	0	22
Adams, Jamie, G	3-8	2-6	1-1	0	1	9	0	2	0	20
Spiller, Richie, G	1-4	0-0	2-2	2	2	4	0	2	0	24
Conner, Willie	0-3	0-0	1-2	1	1	1	0	2	0	9
Lewis, Reggie	1-4	1-2	0-0	0	0	3	0	2	0	15
Bullard, D'Andre	2-6	1-2	1-2	1	1	6	1	1	0	19
Nelson, Greg	0-4	0-3	8-9	0	0	8	0	0	0	13
Crawford, Pierre	0-6	0-0	0-2	6	5	0	0	0	0	13
King, Bobby	0-1	0-0	1-2	2	0	1	1	0	1	7
Davis, Walter	0-0	0-0	2-2	5	2	2	2	0	4	1
Odi, Onyekachukwu	0-1	0-0	0-0	1	3	0	0	1	1	0
TEAM				5						
Totals	14-64	4-18	18-27	37	21	50	6	14	7	6

FG%: 1st Half 9-33 .273, 2nd Half 5-31 .161, Game 14-64 .219;
 3FG%: 1st Half 3-10 .300, 2nd Half 1-8 .125, Game 4-18 .222;
 FT%: 1st Half 6-9 .667, 2nd Half 12-18 .667, Game 18-27 .667;
 Deadball Rebounds: 5.1.

Auburn	FG	3FG	FT	R	FTP	A	T	B	S	M
Payne, Allen, F	7-13	0-1	2-3	13	0	16	5	0	0	2
Dixon-Tatum, A., C	2-5	0-0	0-3	7	2	4	1	2	4	0
Harrell, KT, G	7-12	2-5	6-6	3	2	22	4	3	0	1
Denson, Chris, G	8-13	1-2	2-6	6	3	19	2	1	0	1
Shamsid-Deen, T., G	0-2	0-1	0-0	2	2	0	3	0	0	1
Wade, Dion	0-1	0-1	0-0	1	4	0	0	1	0	1
Thompson, Alex	0-0	0-0	0-0	0	0	0	0	0	0	5
Canada, Malcolm	2-5	0-0	2-3	5	3	6	1	3	0	0
Griffin, Chris	4-10	1-6	0-0	7	1	9	1	1	2	2
Atewe, Matthew	1-3	0-0	3-6	4	1	5	0	2	4	1
TEAM				8	1					
Totals	31-64	4-16	15-27	56	19	81	17	13	10	9

FG%: 1st Half 17-37 .459, 2nd Half 14-27 .519, Game 31-64 .484;
 3FG%: 1st Half 2-10 .200, 2nd Half 2-6 .333, Game 4-16 .250;
 FT%: 1st Half 2-4 .500, 2nd Half 13-23 .565, Game 15-27 .556;
 Deadball Rebounds: 5.

SCORE BY PERIODS	1	2	F
Florida A&M	27	23	--
Auburn	38	43	--

OFFICIALS--Byron Jarrett, Nathan Quick, Dedric Taylor
 TECHNICAL FOULS--Auburn-TEAM
 ATTENDANCE--4,677

• **Game 12 •**
Ole Miss 65, Auburn 62
January 9, 2014
Tad Smith Coliseum • Oxford, Miss.

Chris Denson led all scorers with 28 points but he got little offensive help from his teammates as Auburn dropped its SEC opener at Ole Miss, 65-62.

Denson, who along with KT Harrell form the highest scoring 1-2 punch in the SEC, shot just 10-for-25 from the field (3-for-9 from 3-point) and 5-for-10 from the free throw line while Harrell finished with just 11 points on 2-for-9 shooting (2-for-6 3-pointers).

Auburn had multiple chances to tie the game up in the waning seconds of the game but Chris Griffin, Denson and Harrell all missed 3's in the final minute and Malcolm Canada had his shot blocked with 26 seconds left.

Ole Miss had four players in double figures, led by Derrick Millinghaus' 16 points and Jarvis Summers' 14. Aaron Jones finished with 12 points, 7 rebounds, 5 blocks and 5 steals.

The loss snapped a four-game winning streak for Auburn.

Auburn trailed by just three at the half, 31-28, and would take a five-point lead, 38-33, at the 14:08 point of the second half as Denson scored five of Auburn's first 10 points out of the break.

The two teams traded leads eight times in the final 20 minutes, with Auburn's last lead coming with 3:56 left and Auburn up, 57-56. From there Ole Miss out-scored Auburn, 8-6 to claim its fifth straight win over Auburn.

Auburn	FG	3FG	FT	R	FTP	A	T	B	S	M
Payne, Allen, F	2-5	0-0	0-0	7	0	4	1	0	0	2
Dixon-Tatum, A., C	4-6	0-0	0-0	6	5	8	1	1	2	0
Harrell, KT, G	2-9	2-6	5-5	2	3	11	3	5	0	1
Denson, Chris, G	10-25	3-9	5-10	5	3	28	0	5	0	1
Shamsid-Deen, T., G	1-3	0-1	0-0	3	5	2	0	0	0	17
Wade, Dion	2-3	2-3	0-0	1	0	6	4	0	1	2
Canada, Malcolm	0-2	0-0	0-0	4	1	0	1	1	1	22
Gricunas, Benas	0-0	0-0	0-0	0	0	0	0	0	0	1
Griffin, Chris	1-3	1-3	0-0	7	2	3	1	3	1	0
Atewe, Matthew	0-0	0-0	0-0	2	1	0	0	3	0	0
TEAM				3						
Totals	22-56	8-22	10-15	40	20	62	13	18	5	7

FG%: 1st Half 10-24 .417, 2nd Half 12-32 .375, Game 22-56 .393;
 3FG%: 1st Half 4-8 .500, 2nd Half 4-14 .286, Game 8-22 .364;
 FT%: 1st Half 4-7 .571, 2nd Half 6-8 .750, Game 10-15 .667;
 Deadball Rebounds: 3.

Ole Miss	FG	3FG	FT	R	FTP	A	T	B	S	M
Jones, Aaron, F	5-10	0-0	2-3	7	3	12	2	1	5	5
Cox, Demarco, C	1-3	0-0	2-4	4	1	4	0	0	0	0
Millinghaus, D., G	5-11	2-5	4-5	1	2	16	3	1	0	3
White, LaDarius, G	2-4	2-3	4-8	3	2	10	2	1	1	21
Summers, Jarvis, G	6-17	2-5	0-1	2	1	14	4	3	0	0
Newby, Martavious	1-3	0-0	0-0	2	2	2	1	2	0	1
Saiz, Sebastian	0-2	0-0	0-0	2	1	0	1	0	0	0
Coleby, Dwight	1-1	0-0	0-0	0	2	1	0	1	0	9
Joesaar, Janari	2-2	1-1	0-0	3	1	5	0	1	0	0
TEAM				6						
Totals	23-53	7-14	12-21	30	13	65	14	9	7	10

FG%: 1st Half 12-31 .387, 2nd Half 11-22 .500, Game 23-53 .434;
 3FG%: 1st Half 4-10 .400, 2nd Half 3-4 .750, Game 7-14 .500;
 FT%: 1st Half 3-4 .750, 2nd Half 9-17 .529, Game 12-21 .571;
 Deadball Rebounds: 5.

SCORE BY PERIODS	1	2	F
Auburn	28	34	--
Ole Miss	31	34	--

OFFICIALS--Anthony Jordan, Joe Lindsay, Rick Hartzell
 TECHNICAL FOULS--None
 ATTENDANCE--6,355

• **Game 13 •**
#21 Missouri 70, Auburn 68
January 11, 2014
Auburn Arena • Auburn, Ala.

Auburn basketball battled for 40 minutes on Saturday in Auburn Arena, but came up just short, falling to No. 21 Missouri 70-68 in the final seconds.

Chris Denson split a pair of free throws five seconds remaining to cut the deficit to two and Missouri's Torren Jones couldn't corral the rebound following the missed second attempt setting up a tying attempt for the Tigers.

Auburn (8-5, 0-2 SEC) was unable to get the ball inbounds successfully and Jabari Brown came up with the steal as time expired to hand the Tigers their second consecutive loss.

"I thought defensively we played a great game," Auburn head coach Tony Barbee said. "I thought offensively we executed fairly well, shooting almost 54 percent in the second half. But when it matters the most, in those key moments, your execution has got to be at its highest, and in those key moments, those last three or four possessions, our execution was at its lowest in this game."

The Tigers forced Mizzou into 15 turnovers and held it to 32.7 percent (17-of-52) shooting for the game.

Missouri (13-2, 1-1 SEC) took a six-point lead with 7:26 remaining following a layup by Jordan Clarkson, but Auburn rallied with an 8-3 run and took a 67-66 lead with less than two minutes to go on a layup by Denson.

Auburn scored only the single Denson free throw in the final 1:51 as Earnest Ross sank four free throws and blocked an attempt by KT Harrell in the final 80 seconds.

Harrell scored 27 points on the night, including 14 after halftime. He added five rebounds. Freshman Alex Thompson entered Saturday's game with one point on the season, but scored eight points on the day, including a pair of 3-pointers.

Tahj Shamsid-Dean scored 13 points with six assists. He now has 19 assists and two turnovers in his last four games.

Missouri was 31-of-41 at the foul line, while Auburn hit just 14-of-26. The Tigers blocked eight shots on the night, including three by Dion Wade, but were out-rebounded 44-to-28, including 20 offensive boards for Mizzou.

Missouri	FG	3FG	FT	R	FTP	A	T	B	S	M
Williams, Johnathan, F	2-5	0-0	4-6	5	5	8	0	1	3	0
Rosburg, Ryan, F	1-1	0-0	0-1	2	5	2	2	1	1	0
Clarkson, Jordan, G	6-11	0-2	8-11	4	2	20	1	2	0	0
Brown, Jabari, G	4-13	3-8	4-4	2	3	15	2	2	0	1
Ross, Earnest, G	3-9	2-4	8-8	7	3	16	0	3	1	1
Clark, Wes	0-6	0-1	0-0	2	2	0	3	1	0	1
Rector, Shane	0-0	0-0	2-2	1	0	2	0	0	0	0
Jones, Torren	0-4	0-0	4-4	11	2	4	1	3	0	1
Post, Keanau	1-3	0-0	1-5	6	1	3	0	2	0	0
TEAM				4						
Totals	17-52	5-15	31-41	44	23	70	9	15	5	4

FG%: 1st Half 8-26 .308, 2nd Half 9-26 .346, Game 17-52 .327;
 3FG%: 1st Half 2-6 .333, 2nd Half 3-9 .333, Game 5-15 .333;
 FT%: 1st Half 15-20 .750, 2nd Half 16-21 .762, Game 31-41 .756;
 Deadball Rebounds: 6.4.

Auburn	FG	3FG	FT	R	FTP	A	T	B	S	M
Payne, Allen, F	0-0	0-0	0-0	0	0	0	0	0	0	2
Dixon-Tatum, A., C	3-5	0-0	1-2	7	4	7	0	2	1	1
Harrell, KT, G	9-17	3-9	6-9	5	2	27	1	2	0	1
Denson, Chris, G	4-10	0-2	3-10	2	2	11	2	1	0	0
Shamsid-Deen, T., G	4-10	3-7	2-2	1	3	13	6	2	0	2
Wade, Dion	0-2	0-2	2-3	2	3	2	0	1	3	1
Thompson, Alex	3-4	2-3	0-0	2	4	8	0	0	0	1
Canada, Malcolm	0-1	0-0	0-0	0	0	0	0	0	0	6
Granger, Jordan	0-4	0-0	0-0	3	4	0	0	1	2	1
Gricunas, Benas	0-0	0-0	0-0	0	0	0	0	0	0	0
Atewe, Matthew	0-0	0-0	0-0	3	5	0	0	1	2	0
TEAM				3	1					
Totals	23-53	8-23	14-26	28	28	68	9	10	8	7

FG%: 1st Half 8-25 .320, 2nd Half 15-28 .536, Game 23-53 .434;
 3FG%: 1st Half 4-15 .267, 2nd Half 4-8 .500, Game 8-23 .348;
 FT%: 1st Half 10-17 .588, 2nd Half 4-9 .444, Game 14-26 .538;
 Deadball Rebounds: 5.

SCORE BY PERIODS	1	2	F
Missouri	33	37	--
Auburn	30	38	--

OFFICIALS--Mike Nance, Lee Cassell, CJ Washington
 TECHNICAL FOULS--Auburn-Matthew Atewe
 ATTENDANCE--7,181

• Game 14 •

Tennessee 78, Auburn 67

January 15, 2014

Thompson-Boling Arena • Knoxville, Tenn.

Chris Denson scored 18 second-half points en route to a 24-point night but it wasn't enough to overcome five Tennessee players in double-digits as Auburn fell, 78-67, in Knoxville.

Tennessee (11-5, 2-1 SEC) scored the first basket of the game and never allowed Auburn to get closer than two points the rest of the way, leading 33-28 at the break.

Denson, who came into the game averaging 19.1 ppg, finished the game 10-for-18 from the floor and 4-for-7 from the free throw line.

KT Harrell, who was the top scorer in the SEC at 19.3 ppg entering the contest, picked up a pair of fouls in the first two minutes of the game and was held to 15 points on 5-for-15 shooting (3-for-7 3-pointers).

The loss was the third straight for Auburn (8-6, 0-3 SEC) to open up conference play.

Asaiah Dixon-Tatum matched his season-high with 8 rebounds in the losing effort.

Jordan McRae led Tennessee with 21 points and was followed by Josh Richardson (15), Jarnell Stokes (14) and Jeronne Maymon and Antonio Barton (11 each).

Auburn	FG	3FG	FT	R	FTP	A	T	B	S	M
Payne, Allen, F	1-7	1-2	1-2	4	2	4	2	1	2	28
Dixon-Tatum, A., C	2-5	0-0	2-2	8	4	6	0	2	1	0
Harrell, KT, G	5-15	3-7	2-2	3	3	15	2	4	0	0
Denson, Chris, G	10-18	0-1	4-7	3	2	24	1	3	1	0
Shamsid-Deen, T., G	4-8	2-4	0-1	0	4	10	2	1	0	1
Wade, Dion	1-2	0-1	0-0	2	3	2	0	0	0	1
Thompson, Alex	1-2	1-1	0-0	2	0	3	0	1	0	0
Canada, Malcolm	1-2	1-1	0-0	1	3	3	0	0	0	0
Atewe, Matthew	0-2	0-0	0-0	3	4	0	1	0	1	0
TEAM				2						
Totals	25-61	8-17	9-14	28	25	67	8	12	3	4

FG%: 1st Half 11-31 .355, 2nd Half 14-30 .467, Game 25-61 .410;

3FG%: 1st Half 4-10 .400, 2nd Half 4-7 .571, Game 8-17 .471;

FT%: 1st Half 2-1 .000, 2nd Half 7-12 .583, Game 9-14 .643;

Deadball Rebounds: 1.

Tennessee	FG	3FG	FT	R	FTP	A	T	B	S	M
Stokes, Jarnell, F	4-7	0-0	6-6	14	1	14	3	3	1	0
Maymon, Jeronne, F	4-7	0-0	3-3	8	5	11	3	1	1	1
Richardson, Josh, G	7-11	1-2	0-0	2	1	15	1	0	0	4
Barton, Antonio, G	3-8	1-3	4-5	3	2	11	2	1	0	0
McRae, Jordan, G	6-14	1-3	8-12	5	3	21	3	5	0	0
Thompson, Darius	1-1	0-0	0-2	1	1	2	2	3	0	0
Reese, Derek	1-3	0-1	2-2	5	3	4	0	1	0	0
Edwards, D'Montre	0-0	0-0	0-0	1	0	0	0	0	0	1
TEAM				3			1			
Totals	26-51	3-9	23-30	42	16	78	14	15	2	6

FG%: 1st Half 14-29 .483, 2nd Half 12-22 .545, Game 26-51 .510;

3FG%: 1st Half 2-7 .286, 2nd Half 1-2 .500, Game 3-9 .333;

FT%: 1st Half 3-5 .600, 2nd Half 20-25 .800, Game 23-30 .767;

Deadball Rebounds: 2.

SCORE BY PERIODS	1	2	F
Auburn	28	39	--
Tennessee	33	45	--

OFFICIALS--Antinio Petty, Leslie Jones, Kevin Fehr

TECHNICAL FOULS--None

ATTENDANCE--14,205

• Game 15 •

#7 Florida 68, Auburn 61

January 18, 2014

Auburn Arena • Auburn, Ala.

Auburn basketball came up just short to No. 7 Florida 68-61 on Saturday in Auburn Arena.

"Give Florida credit. They made the plays when they had to make them," Auburn head coach Tony Barbee said. "It wasn't their first-shot offense that beat us. It was our inability to make that play. They made that play. It wasn't off of an action. They got a shot, and then they went and got a rebound two or three times. We guarded them, then all of a sudden the court was broken and then all of a sudden a guy goes and makes a play for them. So give Florida credit. They made the plays down the stretch and we didn't."

The Tigers (8-7, 0-4 SEC) trailed 27-14 with 4:53 remaining in the first half, but used a 14-0 run to take a 28-27 lead on two free throws by Allen Payne with 1:52 to go before halftime. Following two free throws by Scottie Wilbekin, the Gators (15-2, 4-0 SEC) led 33-32 at the break.

Auburn closed the gap to within one on two occasions in the final eight minutes, the last time with just 1:59 remaining.

Following a long two by Tahj Shamsid-Deen, Wilbekin answered with a fade-away jumper and KT Harrell's 3-point try missed with 55 seconds remaining. The Gators then hit four free throws in the final minute to secure the win.

Chris Denson led Auburn with 21 points. Harrell added 18 points and Allen Payne had 11 points, six rebounds and three steals.

Auburn hit its first six 3-pointers in the game, including a perfect 5-for-5 in the first half. The Tigers finished the game shooting 7-of-13 from outside.

Florida's Casey Prather scored 21 points off the bench to lead all scorers.

Florida	FG	3FG	FT	R	FTP	A	T	B	S	M
Yeguate, Will, F	1-2	0-0	2-4	6	3	4	2	1	1	5
Young, Patric, C	5-8	0-0	3-6	6	3	13	1	0	2	0
Hill, Kasey, G	0-2	0-1	7-8	2	2	7	3	2	0	3
Wilbekin, Scottie, G	4-7	2-2	6-8	3	2	16	1	5	0	0
Frazier, Michael, G	0-2	0-2	0-0	2	3	0	0	2	0	0
Finney-Smith, Dorian	3-6	1-2	0-0	3	2	7	1	2	0	1
Prather, Casey	8-10	0-0	5-7	6	2	21	1	1	0	1
Walker, DeVon	0-2	0-2	0-0	1	1	0	0	0	0	0
Kurtz, Jacob	0-0	0-0	0-0	0	0	0	1	1	0	1
Donovan, Billy	0-0	0-0	0-0	0	0	0	0	0	0	0
TEAM				2						
Totals	21-39	3-9	23-33	31	18	68	10	14	3	11

FG%: 1st Half 11-18 .611, 2nd Half 10-21 .476, Game 21-39 .538;

3FG%: 1st Half 1-5 .200, 2nd Half 2-4 .500, Game 3-9 .333;

FT%: 1st Half 10-13 .769, 2nd Half 13-20 .650, Game 23-33 .697;

Deadball Rebounds: 4.

Auburn	FG	3FG	FT	R	FTP	A	T	B	S	M
Payne, Allen, F	3-8	1-1	4-4	6	4	11	1	4	0	3
Dixon-Tatum, A., C	0-3	0-0	0-0	2	4	0	0	0	0	0
Harrell, KT, G	5-13	4-7	4-7	0	2	18	3	4	1	2
Denson, Chris, G	8-18	2-5	3-7	2	2	21	1	3	0	1
Shamsid-Deen, T., G	3-3	0-0	0-0	0	5	6	3	0	0	0
Wade, Dion	0-0	0-0	0-0	0	1	0	0	1	0	0
Thompson, Alex	1-1	0-0	0-0	2	1	2	0	1	0	0
Canada, Malcolm	0-0	0-0	0-0	2	5	0	0	1	0	0
Atewe, Matthew	0-0	0-0	3-4	5	1	3	2	1	1	1
TEAM				4						
Totals	20-46	7-13	14-22	23	25	61	10	15	2	7

FG%: 1st Half 9-20 .450, 2nd Half 11-26 .423, Game 20-46 .435;

3FG%: 1st Half 5-5 1.000, 2nd Half 2-8 .250, Game 7-13 .538;

FT%: 1st Half 9-11 .818, 2nd Half 5-11 .455, Game 14-22 .636;

Deadball Rebounds: 3,1.

SCORE BY PERIODS	1	2	F
Florida	33	35	--
Auburn	32	29	--

OFFICIALS--James Barker, Willi CJ Washington, Jeffery Clark

TECHNICAL FOULS--None

ATTENDANCE--8,683

• Game 16 •

Mississippi State 82, Auburn 74

January 22, 2014

Humphrey Coliseum • Starkville, Miss.

Auburn raced out to an early 8-0 lead but Mississippi State ended the first half on a 20-4 run as Auburn fell on the road, 82-74 to drop to 8-8, 0-5 SEC.

KT Harrell scored a game-high 24 points while big men Asaiah Dixon-Tatum (12 points, 13 rebounds) and Allen Payne (12 points, 10 rebounds) each had a double-double in the losing effort.

Auburn shot .500 in the first half (10-20) and .483 for the game (28-58) and out-rebounded the Bulldogs (13-5, 3-2 SEC) 32-27 but was undone by an unproductive bench, which was held without a point. Mississippi State's bench contributed 28 points, with 18 coming from Roquez Johnson.

Auburn led by as many as nine in the first half, leading 15-6 with 12:41 to go before intermission only to see Mississippi State walk into the locker room with a nine point lead of its own, 34-25.

Auburn narrowed the gap to within a point with 4:39 to go at 59-58 but it was never able to grab the lead back in a game that saw just one lead change and no ties.

Mississippi State went 31-for-43 (72.1 percent) from the free throw line, including 28-for-34 (82.4 percent) in the second half.

Mississippi State's Colin Borchert had 17 while Fred Thomas had 14 and Trivante Bloodman had 13.

Auburn	FG	3FG	FT	R	FTP	A	T	B	S	M
Payne, Allen, F	5-10	0-1	2-2	10	4	12	1	4	0	2
Dixon-Tatum, A., C	6-10	0-0	0-0	13	4	12	1	2	2	0
Harrell, KT, G	9-17	4-8	2-2	4	4	24	2	4	0	3
Denson, Chris, G	3-9	1-5	2-2	2	2	9	2	2	0	1
Shamsid-Deen, T., G	5-9	1-4	6-7	0	4	17	2	1	0	0
Wade, Dion	0-2	0-2	0-0	0	2	0	0	0	0	0
Thompson, Alex	0-1	0-1	0-0	0	1	0	2	0	0	0
Canada, Malcolm	0-0	0-0	0-0	0	5	0	1	0	0	0
Atewe, Matthew	0-0	0-0	0-0	1	4	0	0	0	1	0
TEAM				2						
Totals	28-58	6-21	12-13	32	30	74	11	13	3	6

FG%: 1st Half 10-20 .500, 2nd Half 18-38 .474, Game 28-58 .483;

3FG%: 1st Half 1-6 .167, 2nd Half 5-15 .333, Game 6-21 .286;

FT%: 1st Half 4-4 1.000, 2nd Half 8-9 .889, Game 12-13 .923;

Deadball Rebounds: 0.

Mississippi State	FG	3FG	FT	R	FTP	A	T	B	S	M
Colin Borchert, F	6-12	3-7	2-4	4	2	17	0	0	2	0
Gavin Ware, F	2-2	0-0	0-0	1	3	4	0	0	0	0
Fred Thomas, G	3-7	1-5	7-8	3	3	14	2	3	3	1
Trivante Bloodman, G	3-4	1-1	6-8	3	0	13	5	4	0	1
Craig Sword, G	1-6	0-2	4-4	6	5	6	8	0	1	1
Jacoby Davis	2-5	1-2	0-0	0	1	5	1	1	0	0
Tevin Moore	0-0	0-0	0-0	0	0	0	0	0	0	0
Tyson Cunningham	1-1	1-1	2-3	1	1	5	0	1	0	0
Roquez Johnson	4-7	0-0	10-16	3	0	18	0	0	0	0
TEAM				6						
Totals	22-44	7-18	31-43	27	15	82	16	9	6	3

FG%: 1st Half 13-27 .481, 2nd Half 9-17 .529, Game 22-44 .500;

3FG%: 1st Half 5-11 .455, 2nd Half 2-7 .286, Game 7-18 .389;

FT%: 1st Half 3-9 .333, 2nd Half 28-34 .824, Game 31-43 .721;

Deadball Rebounds: 6.

SCORE BY PERIODS	1	2	F
Auburn	25	49	--
Mississippi State	34	48	--

OFFICIALS--Doug Shows, James Breeding, Rick Hartzell

TECHNICAL FOULS--Auburn-TEAM

ATTENDANCE--7,754

• Game 17 •
Arkansas 86, Auburn 67

January 25, 2014

Bud Walton Arena • Fayetteville, Ark.

Chris Denson scored a team-high 18 points and KT Harrell added 17 but it wasn't enough as Arkansas led from start to finish in an 86-67 loss to the Hogs in Fayetteville, Ark. The loss dropped Auburn to 8-9, 0-6 SEC while Arkansas improved to 13-6, 2-4 SEC.

Auburn was able to draw even twice in the first half, clawing back from an 8-0 deficit to tie it at 8-8 and against at 10-10 but it was all Arkansas from that point on, which took a 36-25 lead into halftime.

Denson did most of his damage from the free throw line, shootin 12-for-17 from the charity stripe, marking the most free throw attempts by an Auburn player since Chris Porter shot 20, making 14, against Navy on Dec. 19, 1998.

Auburn was held to just 4-for-19 shooting from 3-point range after going 0-for-7 in the first half.

Arkansas' Rashad Madden led all scorers with 24 points, including a perfect 9-for-9 from the free throw line, while Bobby Portis added 18 points and 9 rebounds.

Harrell added a team-high 7 rebounds in the losing effort while point guard Tahj Shamsid-Deen scored 12, the fourth time in the last five games he has gone for over 10.

Auburn	FG	3FG	FT	R	FTP	A	T	B	S	M
Payne, Allen, F	4-6	0-0	1-2	4	4	9	2	5	0	1
Dixon-Tatum, A., C	0-2	0-0	0-0	6	5	0	0	0	1	16
Harrell, KT, G	5-13	2-7	5-6	7	3	17	1	3	0	2
Denson, Chris, G	3-15	0-2	12-17	2	3	18	4	3	0	1
Shamsid-Deen, T., G	5-11	1-6	1-1	1	3	12	1	2	0	38
Wade, Dion	1-5	1-4	1-3	2	1	4	0	1	0	1
Thompson, Alex	0-0	0-0	0-1	1	1	0	0	0	0	4
Canada, Malcolm	1-2	0-0	0-0	1	0	2	0	3	0	0
Granger, Jordon	1-2	0-0	1-1	4	4	3	0	1	0	0
Atewe, Matthew	1-2	0-0	0-0	4	5	2	0	0	1	0
TEAM				4						
Totals	21-58	4-19	21-31	36	29	67	8	18	2	6

FG%: 1st Half 7-27 .259, 2nd Half 14-31 .452, Game 21-58 .362;

3FG%: 1st Half 0-7 .000, 2nd Half 4-12 .333, Game 4-19 .211;

FT%: 1st Half 11-17 .647, 2nd Half 10-14 .714, Game 21-31 .677;

Deadball Rebounds: 5.3.

Arkansas	FG	3FG	FT	R	FTP	A	T	B	S	M
CLARKE, Coty, F	2-6	0-1	0-1	3	3	4	5	2	1	3
PORTIS, Bobby, F	6-9	0-0	6-8	9	2	18	0	4	2	0
MADDEN, Rashad, G6-10	3-5	9-9	4	2	24	5	2	0	1	32
BELL, Anthlon, G	3-6	3-5	0-0	2	3	9	0	2	0	0
GULLEY, Fred, G	3-4	2-3	2-3	2	3	10	4	0	0	0
WADE, Mardracus	0-1	0-0	0-0	0	0	0	0	0	0	5
HARRIS, Alandise	1-4	0-0	1-2	2	0	3	1	1	0	0
HAYDAR, Kikko	0-3	0-2	0-0	4	1	0	0	0	0	1
WILLIAMS, Jacorey	3-6	0-0	0-1	4	3	6	0	0	1	9
QUALLS, Michael	2-7	0-2	1-2	3	2	5	1	1	2	25
KINGSLEY, Moses	2-5	0-1	3-4	2	2	7	1	0	1	0
TEAM				3						
Totals	28-61	8-19	22-30	38	21	86	21	12	6	8

FG%: 1st Half 11-35 .314, 2nd Half 17-26 .654, Game 28-61 .459;

3FG%: 1st Half 3-9 .333, 2nd Half 5-10 .500, Game 8-19 .421;

FT%: 1st Half 11-15 .733, 2nd Half 11-15 .733, Game 22-30 .733;

Deadball Rebounds: 3.3.

SCORE BY PERIODS	1	2	F
Auburn	25	42	--
Arkansas	36	50	--

OFFICIALS--Ron Groover, Tim Gattis, Brian Shey

TECHNICAL FOULS--None

ATTENDANCE--16,762

• Game 18 •

Auburn 74, Alabama 55

January 30, 2014

Auburn Arena • Auburn, Ala.

Chris Denson went for a career-high 32 points and he combined with fellow guard KT Harrell to equal the output of the entire Alabama team as Auburn snapped a six-game losing streak with a 74-55 win over rival Alabama on Thursday night.

Denson and Harrell came into the game averaging just shy of 38 points per game and broke out for 55 as Harrell dropped in 23. The 20-plus points from both parts of the duo marked the first time since the second game of the season that both had over 20 points in the same game. Denson was 10-for-16 from the field and 11-for-14 from the free throw line while Harrell finished 9-for-18 from the floor.

Harrell also added a career-best and a game-high 11 rebounds, giving him a second double-double on the season.

Auburn (9-9, 1-6 SEC) led from start to finish, racing out to a 12-0 lead over the first 4:41 and never allowing Alabama to narrow the gap to less than five in the first half.

Leading 30-22 at halftime, Auburn increased the lead to 16, 49-33, with 13:11 remaining and never allowed the Crimson Tide to get it under 10 over the final 16:33 of the contest.

Denson scored all but six of his points in the second half while Harrell went for 11 in the first half and 12 in the second half.

Senior Allen Payne finished with 8 points and 5 rebounds, Denson had 7 rebounds and Matthew Atewe had 6 as Auburn out-rebounded Alabama, 37-30.

Trevor Releford led Alabama (9-11, 3-4 SEC) with 15 points on 5-for-11 shooting and Retin Obasohan and Shannon Hale each had nine.

Alabama	FG	3FG	FT	R	FTP	A	T	B	S	M
Hale, Shannon, F	2-9	0-1	5-8	5	3	9	1	3	1	35
Engstrom, Carl, C	1-3	0-0	2-2	4	0	4	0	1	1	13
Key, Algie, G	3-7	0-0	0-0	4	3	6	2	0	0	0
Releford, Trevor, G	5-11	2-5	3-3	1	4	15	0	2	0	31
Cooper, Rodney, G	2-10	1-5	0-0	7	3	5	0	0	0	1
Taylor, Jimmie	0-0	0-0	0-0	0	3	0	0	0	0	5
Jacobs, Nick	3-3	0-0	0-0	2	3	6	0	3	1	0
Randolph, Levi	0-3	0-2	1-3	2	0	1	0	2	1	1
Obasohan, Retin	3-7	0-3	3-4	2	4	9	2	2	0	1
Slaughter, Dakota	0-0	0-0	0-0	1	0	0	0	0	0	0
TEAM				2						
Totals	19-53	3-16	14-20	30	23	55	5	13	4	5

FG%: 1st Half 8-26 .308, 2nd Half 11-27 .407, Game 19-53 .358;

3FG%: 1st Half 0-6 .000, 2nd Half 3-10 .300, Game 3-16 .188;

FT%: 1st Half 6-8 .750, 2nd Half 8-12 .667, Game 14-20 .700;

Deadball Rebounds: 3.

Auburn	FG	3FG	FT	R	FTP	A	T	B	S	M
Payne, Allen, F	4-8	0-2	0-1	5	2	8	2	3	0	3
Dixon-Tatum, A., C	1-1	0-0	0-0	3	4	2	1	0	3	1
Harrell, KT, G	9-18	1-4	4-4	11	3	23	2	3	0	36
Denson, Chris, G	10-16	1-2	11-14	7	3	32	1	2	0	34
Shamsid-Deen, T., G	0-2	0-2	5-5	0	1	5	1	1	0	2
Wade, Dion	1-4	0-2	0-0	1	2	2	0	0	1	0
Thompson, Alex	0-0	0-0	1-2	0	1	1	0	1	0	0
Canada, Malcolm	0-1	0-0	0-0	0	1	0	1	1	0	0
Granger, Jordon	0-0	0-0	0-0	0	0	0	0	0	0	0
Atewe, Matthew	0-1	0-0	1-2	6	3	1	1	0	3	0
TEAM				4						
Totals	25-51	2-12	22-28	37	20	74	9	11	7	6

FG%: 1st Half 11-29 .379, 2nd Half 14-22 .636, Game 25-51 .490;

3FG%: 1st Half 1-8 .125, 2nd Half 1-4 .250, Game 2-12 .167;

FT%: 1st Half 7-10 .700, 2nd Half 15-18 .833, Game 22-28 .786;

Deadball Rebounds: 2.

SCORE BY PERIODS	1	2	F
Alabama	22	33	--
Auburn	30	44	--

OFFICIALS--Tony Greene, Keith Kimble, Michael Roberts

TECHNICAL FOULS--UA-Shannon Hale. AU-Malcolm Canada

ATTENDANCE--9,102

• Game 19 •

Auburn 74, Georgia 67

February 1, 2014

Auburn Arena • Auburn, Ala.

Chris Denson scored 18 points to lead five Tigers in double-figures as Auburn basketball earned its second-straight victory with a 74-67 win over Georgia on Saturday in Auburn Arena.

It was the first time five Auburn players scored in double figures in an SEC game since February 20, 2010 against Arkansas.

Auburn (10-9, 2-6) led by as many as 13 in the second half, but Georgia closed to two on a 3-pointer by J.J. Frazier with 5:43 remaining.

The Tigers answered with a layup by Allen Payne and then two free throws from Chris Denson as they widened their lead back to 63-57 with less than five minutes to go.

Following another trey from Frazier, Matthew Atewe came up with a clutch blocked shot on Georgia's Kenny Gaines that kept the Auburn advantage at two possessions.

The Bulldogs (10-10, 4-4) twice cut the Auburn lead to three points in the final minute, but the each time the Tigers answered with free throws to seal the victory.

KT Harrell finished the game with 16 points and four rebounds, while Tahj Shamsid-Deen had 12 points and four assists. Asaiah Dixon-Tatum added 10 points, seven rebounds and four blocks and Payne totaled 10 points and seven rebounds.

Auburn shot 27-of-34 (79.4 percent) from the foul line, including 7-of-9 by Denson and 6-of-7 by Payne.

Charles Mann led the Bulldogs with 18 points.

Georgia	FG	3FG	FT	R	FTP	A	T	B	S	M
Thornton, Marcus, F	3-5	0-0	0-0	3	2	6	0	2	1	3
Kessler, Houston, F	1-1	1-1	0-0	0	0	3	0	0	0	3
Morris, Brandon, F	3-5	0-0	1-3	2	4	7	2	0	0	1
Mann, Charles, G	5-11	1-2	7-10	3	3	18	4	4	0	35
Gaines, Kenny, G	2-10	1-4	4-6	2	4	9	0	3	0	0
Parker, Juwan	0-3	0-1	0-0	1	1	0	1	0	1	1
Dixon, Tim	0-0	0-0	1-2	0	0	1	0	0	0	3
Echols, Taylor	0-0	0-0	0-0	0	0	0	1	0	0	0
Forte, Cameron	0-1	0-0	0-0	1	0	0	0	0	0	6
Williams, Donte	2-3	0-0	2-2	5	3	6	1	0	1	0
Geno, Kenny Paul	0-0	0-0	0-0	0	0	0	0	0	0	1
Frazier, J.J.	2-6	2-6	0-0	2	3	6	1	0	0	2
Djurisic, Nemanja	3-5	1-2	4-5	6	4	11	2	4	0	24
TEAM				7						
Totals	21-50	6-16	19-28	32	24	67	12	13	3	7

FG%: 1st Half 8-23 .364, 2nd Half 13-28 .464, Game 21-50 .420;

3FG%: 1st Half 2-6 .333, 2nd Half 4-10 .400, Game 6-16 .375;

FT%: 1st Half 7-9 .778, 2nd Half 12-19 .632, Game 19-28 .679;

Deadball Rebounds: 5.

Auburn	FG	3FG	FT	R	FTP	A	T	B	S	M
Payne, Allen, F	2-6	0-1	6-7	7	1	10	0	1	0	0
Dixon-Tatum, A., C	4-5	0-0	2-2	8	4	10	0	1	4	0
Harrell, KT, G	5-14	3-7	3-4	4	4	16	2	1	0	0
Denson, Chris, G	5-9	1-2	7-9	2	2	18	3	4	0	1
Shamsid-Deen, T., G	3-5	2-4	4-6	2	2	12	4	2	0	2
Wade, Dion	1-2	1-2	2-2	2	1	5	0	0	0	0
Thompson, Alex	0-1	0-0	0-0	1	0	0	1	0	1	5
Canada, Malcolm	0-0	0-0	3-4	1	1	3	2	0	0	1
Granger, Jordon	0-0	0-0	0-0	0	1	0	0	1	0	0
Atewe, Matthew	0-1	0-0	0-0	0	3	0	0	0	1	1
TEAM				2						
Totals	20-43	7-16	27-34	28	20	74	11	11	5	6

FG%: 1st Half 10-25 .400, 2nd Half 10-18 .556, Game 20-43 .465;

3FG%: 1st Half 4-8 .500, 2nd Half 3-8 .375, Game 7-16 .438;

FT%: 1st Half 9-12 .750, 2nd Half 18-22 .818, Game 27-34 .794;

Deadball Rebounds: 3.

SCORE BY PERIODS	1	2	F
Georgia	25	42	--
Auburn	33	41	--

OFFICIALS--Ron Groover, Mike Thibodaux, Bryon Jarrett

TECHNICAL FOULS--None

ATTENDANCE--7,168

• Game 20 •

Auburn 79, South Carolina 74
February 5, 2014
Colonial Life Arena • Columbia, S.C.

Chris Denson and KT Harrell combined for 50 points Wednesday night, but Auburn coach Tony Barbee said it would be best to look beyond the box score to find all who helped the Tigers to their third straight SEC win, a 79-74 victory at South Carolina.

He credited some big plays, or at least quality minutes, from Asaunn Dixon-Tatum, Allen Payne, Tahj Shamsid-Deen, Alex Thompson and Jordon Granger to help Auburn to its first road win of the year.

The team effort helped Auburn to continue to enjoy its reversal of fortune. The Tigers' three straight league wins followed an 0-6 conference start. Auburn improved to 11-9 overall to go along with its 3-6 SEC record. The Gamecocks fell to 8-14 overall and 1-8 in the league.

Barbee was willing to spread his compliments, but it was Denson and Harrell who, as usual, led the way. They each scored 25 and as Denson became the 34th player in Auburn history with 1,000 career points.

The Tigers opened the second half on a hot streak, stretching a modest halftime advantage to a 16-point lead with 13:20 remaining. But, even faster, South Carolina caught the Tigers. "We kind of let our guard down," Barbee said.

Finally, Auburn slowed the Gamecocks to hang on for the win.

Denson said Auburn was ready for the challenge in the closing minutes.

"Everybody was confident. I think last year, we would have folded. Everybody was poised," Denson said.

Barbee said almost everybody helped.

He said Dixon-Tatum "had moments late in the game that helped us overcome."

"Allen Payne did the same thing. He came up late when we needed to come up with some big rebounds. And how about Tahj? They put a lot of pressure on you, and it didn't bother him at all."

Barbee said Alex Thompson helped Auburn build its big second-half lead. "It was Alex who was in the game." And of Jordon Granger, "How about the first half he had?"

Denson and Harrell did leave many points for their teammates, but Shamsid-Deen scored 12 and Payne had 9 points and 9 rebounds. Auburn hit a snappy 52.7 percent of its shots. Brenton Williams had 29 points for South Carolina.

Auburn	FG	3FG	FT	R	FTP	A	T	B	S	M
Payne, Allen, F	4-8	1-1	0-1	9	0	2	2	2	2	31
Dixon-Tatum, A., C	0-1	0-0	2-2	4	2	2	1	2	1	23
Harrell, KT, G	9-18	1-6	6-6	6	4	25	6	2	0	33
Denson, Chris, G	8-12	3-4	6-9	3	4	25	2	4	0	36
Shamsid-Deen, T, G	5-9	0-3	2-2	4	2	12	3	2	0	1
Wade, Dion	0-2	0-2	0-0	0	0	0	1	0	0	9
Thompson, Alex	0-1	0-0	0-0	1	1	0	0	1	0	3
Canada, Malcolm	1-1	0-0	0-0	0	2	1	1	0	1	6
Granger, Jordon	2-2	0-0	0-0	1	3	4	0	0	0	8
Atewe, Matthew	0-1	0-0	0-0	2	4	0	0	0	0	9
TEAM				2						
Totals	29-55	5-16	16-20	32	20	79	16	14	3	8

FG%: 1st Half 15-34 .441, 2nd Half 14-21 .667, Game 29-55 .527;

3FG%: 1st Half 2-10 .200, 2nd Half 3-6 .500, Game 5-16 .313;

FT%: 1st Half 6-8 .750, 2nd Half 10-12 .833, Game 16-20 .800;

Deadball Rebounds: 2,3.

South Carolina	FG	3FG	FT	R	FTP	A	T	B	S	M
Henry, Demetrius, F	3-4	0-0	0-1	3	4	6	1	0	1	20
Careera, Michael, F	1-5	0-0	3-6	8	1	5	1	1	0	23
Thornwell, S., G	3-16	0-4	2-2	3	3	8	9	3	1	4
Williams, Brenton, G	10-14	6-10	3-3	0	1	29	1	0	0	38
Notice, Duane, G	4-10	1-2	3-7	6	2	12	3	3	0	33
Shaw, Jaylen	0-0	0-0	0-0	0	0	0	0	0	0	2
Chatkevicius, L.	0-0	0-0	0-0	0	3	0	0	0	0	4
McKie, Justin	0-1	0-1	0-0	1	1	0	1	1	0	7
Kacinias, Mindaugas	6-9	0-0	2-3	6	1	14	1	3	1	31
Ringer, Desmond	0-0	0-0	0-0	0	1	0	1	0	0	2
Steele, Brian	0-2	0-0	0-0	0	0	0	0	0	0	1
TEAM				4						
Totals	27-61	7-17	13-22	31	17	74	17	12	3	5

FG%: 1st Half 12-27 .444, 2nd Half 15-34 .441, Game 27-61 .443;

3FG%: 1st Half 3-11 .273, 2nd Half 4-6 .667, Game 7-17 .412;

FT%: 1st Half 8-14 .571, 2nd Half 5-8 .625, Game 13-22 .591;

Deadball Rebounds: 3,2.

SCORE BY PERIODS	1	2	F
Auburn	38	41	--
South Carolina	35	39	--

OFFICIALS--John Hampton, Karl Hess, Tim Clougherty
 TECHNICAL FOULS--None
 ATTENDANCE--8,581

• Game 21 •

LSU 87, Auburn 80
February 8, 2014
Maravich Assembly Center • Baton Rouge, La.

It was a crazy game, from Auburn not attempting a single free throw in the first half but leading, to LSU jumping to a big lead in the second half, to the Tigers trying to shoot their way back into contention in the final minute.

LSU snapped Auburn's three-game SEC winning streak with an 87-80 victory in the Maravich Assembly Center on Saturday in a game that made you look twice.

Only six fouls were called in the first half. Thirty-eight were called in the second half. Only one point was scored from the line in the first half. Forty-two were scored in the second half.

LSU led by 14 with 4½ minutes remaining, but Auburn was shooting to make it a 2-point game with 43 seconds left.

Auburn, which had consecutive wins against Alabama, Georgia and South Carolina, fell to 11-10 overall and 3-7 in the SEC. LSU improved to 15-7 overall and 6-4 in the league. The Tigers will play host to Kentucky, at 7 p.m. Wednesday; and Mississippi State at 12:30 p.m. next Saturday, in Auburn Arena.

Auburn led 33-32 at the half here, but the tone of the game changed early in the second half when the fouls quickly began to take their toll. By the time it was over, three Tigers had fouled out and another had four fouls.

Barbee said Auburn's 80 points should have been good enough to win, especially with Denson scoring 29, KT Harrell adding 19 and Tahj Shamsid-Deen scoring 16.

"Our defense wasn't as sharp as it has been," he said. "You're not going to win on the road giving up 87 points."

"We did enough offensively, especially between KT, Chris and Tahj, but you can't win with just three guys being productive on the offensive end of the floor. You've got to have more guys contributing. Like LSU did. Like we did against South Carolina."

Denson did much of his good work in the first half driving to the basket against LSU's zone. "It was different in the second half with their man-to-man," Denson said.

Auburn was credited with 47 points scored in the paint, but many of those came from the guards, Denson and occasionally Harrell.

The oddity of the fouls? "They let us play in the first half," Denson said. "They were blowing the whistle in the second half on both ends. We just came up on the short end."

Auburn	FG	3FG	FT	R	FTP	A	T	B	S	M
Payne, Allen, F	0-1	0-0	0-0	3	4	0	0	1	0	14
Dixon-Tatum, A., C	0-3	0-0	3-4	7	5	3	0	0	3	26
Harrell, KT, G	7-15	1-6	4-5	3	5	19	0	3	0	34
Denson, Chris, G	11-23	1-4	6-10	6	1	29	2	1	0	3
Shamsid-Deen, T, G	6-15	1-6	3-4	1	5	16	2	1	0	35
Wade, Dion	2-6	2-5	0-0	1	2	6	0	0	0	14
Thompson, Alex	2-6	1-2	0-0	4	0	5	0	1	1	12
Canada, Malcolm	1-3	0-0	0-0	1	1	2	1	0	0	5
Granger, Jordon	0-0	0-0	0-0	1	1	0	0	0	0	16
Atewe, Matthew	0-0	0-0	0-0	3	3	0	1	1	0	12
TEAM				5						
Totals	29-72	6-23	16-23	35	27	80	6	8	4	9

FG%: 1st Half 15-32 .469, 2nd Half 14-40 .350, Game 29-72 .403;

3FG%: 1st Half 3-11 .273, 2nd Half 3-12 .250, Game 6-23 .261;

FT%: 1st Half 0-0 .000, 2nd Half 16-23 .696, Game 16-23 .696;

Deadball Rebounds: 3.

LSU	FG	3FG	FT	R	FTP	A	T	B	S	M
O'Bryant III, J., F	6-11	0-0	7-9	10	4	19	2	3	0	34
Coleman, Shavon, F	1-3	0-2	0-0	2	0	2	3	0	2	19
Martin, Jarell, F	5-11	0-3	1-2	8	4	11	1	0	1	29
Mickey, Jordan, F	4-11	0-0	6-9	10	4	14	0	4	3	32
Hickey, Anthony, G	6-8	5-7	0-0	3	1	17	3	2	0	33
Stringer, Andre	3-9	2-7	10-12	4	0	18	7	3	0	26
Morgan, Malik	0-2	0-0	1-2	5	3	1	1	0	2	16
Quarterman, Tim	1-2	1-2	2-4	1	1	5	2	0	1	11
TEAM										
Totals	26-57	8-21	27-38	46	17	87	18	15	7	5

FG%: 1st Half 14-29 .483, 2nd Half 12-28 .429, Game 26-57 .456;

3FG%: 1st Half 3-11 .273, 2nd Half 5-10 .500, Game 8-21 .381;

FT%: 1st Half 1-2 .500, 2nd Half 26-36 .722, Game 27-38 .711;

Deadball Rebounds: 8.

SCORE BY PERIODS	1	2	F
Auburn	33	47	--
LSU	32	55	--

OFFICIALS--Lee Cassell, Joe Lindsay, James Barker
 TECHNICAL FOULS--None
 ATTENDANCE--10,588

• Game 22 •

Kentucky 64, Auburn 56
February 12, 2014
Auburn Arena • Auburn, Ala.

Chris Denson scored 26 points to lead Auburn, but the Tigers fell to No. 13 Kentucky 64-56 on Wednesday in Auburn Arena.

"Our guys played hard. I'm proud of how hard our guys fought and how tough they were, but at the end of the day give credit to Kentucky," Auburn head coach Tony Barbee said. "They made winning plays when the game mattered."

Denson, the SEC scoring leader, scored 25 or more for the third-straight game and for the sixth time this season.

Kentucky (19-5, 9-2) led by as many as 10 in the first half, but the Tigers closed the gap to one with 4:11 remaining before the half on a tip-in by freshman Matthew Atewe. The put-back was Auburn's final field goal of the half as the Wildcats ended the half on a 5-0 run to lead 28-22 at the break.

Auburn (11-11, 3-8) used a 16-4 run midway through the second half to take its first and largest lead at 38-35 with 11:29 remaining on a dunk by Allen Payne.

After Atewe's layup gave the Tigers a 42-41 advantage with 7:57 to go, Kentucky answered with a 10-1 run to re-take the advantage culminating with a Julius Randle free throw and a 51-43 lead with 4:36 left.

Atewe had a solid night with a career-high 13 rebounds as he also tied his career highs in points (six) and blocks (four) in 29 minutes off the bench.

Andrew Harrison led the Wildcats with 16 points. Julius Randle had a double-double with 12 points and 12 rebounds.

Kentucky	FG	3FG	FT	R	FTP	A	T	B	S	M
Young, James, F	1-10	1-5	1-2	6	2	4	1	0	0	1
Randle, Julius, F	4-8	0-0	4-8	12	2	12	0	2	1	30
Johnson, Dakari, C	4-10	0-0	0-1	8	1	8	1	0	1	2
Harrison, Aaron, G	2-8	1-3	5-6	1	5	10	1	2	0	2
Harrison, Andrew, G	3-10	2-3	8-11	5	3	16	2	4	0	35
Polson, Jarrod	1-1	1-1	0-0	1	0	3	1	0	0	11
Cauley-Stein, Willie	1-4	0-0	3-4	6	2	5	1	1	1	0
Poythress, Alex	1-4	0-0	4-8	7	3	6	0	0	0	1
TEAM				3						
Totals	17-55	5-12	25-40	49	18	64	7	9	3	6

FG%: 1st Half 9-30 .300, 2nd Half 8-25 .320, Game 17-55 .309;

3FG%: 1st Half 3-8 .375, 2nd Half 2-4 .500, Game 5-12 .417;

FT%: 1st Half 7-13 .538, 2nd Half 18-27 .667, Game 25-40 .625;

Deadball Rebounds: 10.

Auburn	FG	3FG	FT	R	FTP	A	T	B	S	M
Payne, Allen, F	2-4	0-0	2-2	3	3	6	0	1	0	23
Dixon-Tatum, A., C	0-0	0-0	0-0	2	5	0	0	1	2	0
Harrell, KT, G	2-15	0-7	3-4	2	7	0	1	0	0	31
Denson, Chris, G	8-18	1-3	9-11	1	4	26	1	2	1	2
Shamsid-Deen, T, G	3-10	1-4	2-2	6	4	9	1	0	0	35
Wade, Dion	0-1	0-1	0-0	1	4	0	1	0	0	11
Thompson, Alex	1-3	0-1	0-0	5	2	2	0	0	0	15
Canada, Malcolm	0-0	0-0	0-0	0	0	0	0	0	0	5
Granger, Jordon	0-0	0-0	0-0	0	0	0	0	0	0	4
Atewe, Matthew	2-4	0-0	2-5	13	5	6	0	2	4	1
TEAM				3						
Totals	18-55	2-16	18-24	36	29	56	2	8	7	3

FG%: 1st Half 8-26 .308, 2nd Half 10-29 .345, Game 18-55 .327;

3FG%: 1st Half 1-6 .167, 2nd Half 1-10 .100, Game 2-16 .125;

FT%: 1st Half 5-5 1.000, 2nd Half 13-19 .684, Game 18-24 .750;

Deadball Rebounds: 1.

SCORE BY PERIODS	1	2	F
Kentucky	28	36	--
Auburn	22	34	--

OFFICIALS--Tony Greene, Jeffery Clark, Mark Whitehead
 TECHNICAL FOULS--Auburn-Atewe, Matthew.
 ATTENDANCE--7,959

• Game 23 •

Auburn 92, Mississippi State 82
February 15, 2014
Auburn Arena • Auburn, Ala.

Chris Denson (30) and KT Harrell (26) combined for 56 points as Auburn basketball defeated Mississippi State 92-82 on Saturday in Auburn Arena.

The 56 combined points by the Auburn duo are the most by two players this season. Denson has now scored 25-or-more points in four-straight games. Denson's 271 points in SEC play are the most through 12 league games since Wesley Person scored 274 points in 12 games during the 1993-94 season.

Auburn (12-11, 4-8) closed the first half on a 10-0 run to take a 40-25 lead into the break. Included in the closing run were six-straight points by Denson to end the half.

The Tigers led by as many as 21 points in the second half on a 3-pointer by Tahj Shamsid-Deen with 16:24 remaining.

Mississippi State (13-12, 3-9) worked its way back into the game and whittled the Auburn lead down to single digits at 75-66 with 3:04 remaining, but would get no closer.

Auburn hit 11 free throws in the final 1:57 to seal the victory.

Trivante Bloodman scored 18 points with nine assists and six rebounds to lead the Bulldogs.

Mississippi State	FG	3FG	FT	R	FTP	A	T	B	S	M
Colin Borchert, F	1-4	0-2	1-2	3	2	3	2	3	1	22
Gavin Ware, F	5-7	0-0	5-6	2	2	15	0	2	0	32
Fred Thomas, G	1-7	1-4	1-2	1	3	4	0	2	0	31
Trivante Bloodman, G	2-3	0-1	14-15	6	3	18	9	4	0	28
Craig Sword, G	4-9	0-1	0-2	2	5	8	5	2	0	19
Jacoby Davis	2-5	2-4	2-2	3	2	8	0	0	0	16
Tevin Moore	0-1	0-1	0-0	0	1	0	0	0	0	1
I.J. Ready	4-6	2-3	2-2	1	5	12	2	2	0	31
Tyson Cunningham	0-0	0-0	0-0	0	4	0	1	2	0	4
Roque Johnson	5-8	0-1	4-5	3	4	14	0	4	0	26
TEAM				5						
Totals	24-50	5-17	29-36	26	31	82	19	21	1	200

FG%: 1st Half 8-18 .444, 2nd Half 16-32 .500, Game 24-50 .480;

3FG%: 1st Half 1-6 .167, 2nd Half 4-11 .364, Game 5-17 .294;

FT%: 1st Half 8-12 .667, 2nd Half 21-24 .875, Game 29-36 .806;

Deadball Rebounds: 3.

Auburn	FG	3FG	FT	R	FTP	A	T	B	S	M
Payne, Allen, F	4-7	0-0	6-6	1	2	14	4	5	0	26
Dixon-Tatum, A., C	2-3	0-0	0-0	3	5	4	0	0	0	19
Harrell, KT, G	6-11	1-4	13-14	3	1	26	2	4	0	39
Denson, Chris, G	10-17	0-0	10-11	7	2	30	1	0	0	26
Shamsid-Deen, T., G	3-9	2-7	2-4	1	5	10	2	4	0	32
Wade, Dion	1-2	0-1	0-0	0	5	2	0	0	0	7
Thompson, Alex	0-1	0-1	0-0	4	2	0	1	0	0	12
Canada, Malcolm	0-1	0-0	6-6	2	1	6	2	0	0	9
Granger, Jordan	0-0	0-0	0-0	0	0	0	0	1	0	1
Atewe, Matthew	0-0	0-0	0-0	8	5	0	1	4	1	2
TEAM				2						
Totals	26-51	3-13	37-41	31	28	92	13	18	1	200

FG%: 1st Half 12-24 .500, 2nd Half 14-27 .519, Game 26-51 .510;

3FG%: 1st Half 0-5 .000, 2nd Half 3-8 .375, Game 3-13 .231;

FT%: 1st Half 16-17 .941, 2nd Half 21-24 .875, Game 37-41 .902;

Deadball Rebounds: 2.

SCORE BY PERIODS	1	2	F
Mississippi State	24	57	--
Auburn	40	52	--

OFFICIALS--Anthony Jordan, Willi CJ Washington, Mike Thibodeaux
 TECHNICAL FOULS--None
 ATTENDANCE--6,890

• Game 24 •

#2 Florida 71, Auburn 66
February 19, 2014
O'Connell Center • Gainesville, Fla.

An Auburn basketball team that almost beat Florida earlier this season pushed the No. 2 Gators to the limit again before falling in the closing seconds Wednesday night.

Florida, down much of the game, took the lead for good with 20 seconds remaining to beat Auburn 71-66 in the O'Connell Center in Gainesville for its 30th consecutive home win.

Auburn has come as close as most anyone to beating Florida, now twice. Auburn was within a point of Florida with less than two minutes to play before falling on Jan. 17. The Tigers almost finished the job Wednesday night thanks to the play of freshman point guard Tahj Shamsid-Deen, who scored a team-high 17.

Florida improved to 24-2 overall and 13-0 in the SEC and left with its home winning streak intact. Auburn almost ruined it all. The Tigers had won four of their previous six games before Wednesday and fell to 12-12 overall and 4-9 in the SEC.

Auburn's last lead came at 65-63 with 2:06 remaining. Florida would take the lead, but the Auburn was always close enough to tie, which it did, until a missed shot, a missed free throw, a foul and then a turnover allowed Florida to take and then build the lead in the final seconds.

Shamsid-Deen stepped up to lead the Tigers, marking the first time that neither SEC-leader Chris Denson nor KT Harrell led Auburn in scoring this season.

Denson scored 15 and Harrell added 14.

Now, Auburn heads back to play Vanderbilt at 5 p.m. Saturday in Auburn Arena. Barbee said the Tigers have to bounce back from Wednesday's tough loss.

Auburn	FG	3FG	FT	R	FTP	A	T	B	S	M
Payne, Allen, F	3-6	2-3	0-0	1	5	8	1	3	0	35
Dixon-Tatum, A., C	1-1	0-0	3-4	7	2	5	0	0	2	25
Harrell, KT, G	4-11	2-5	4-5	6	3	14	4	3	0	38
Denson, Chris, G	5-11	0-1	5-8	3	15	5	0	0	1	36
Shamsid-Deen, T., G	6-11	5-8	0-1	2	17	1	1	0	1	31
Wade, Dion	1-2	1-2	0-0	0	1	3	0	0	0	4
Thompson, Alex	0-0	0-0	0-0	0	2	0	0	0	0	3
Canada, Malcolm	0-1	0-0	0-0	1	1	0	0	1	0	9
Granger, Jordan	0-0	0-0	0-0	0	0	0	0	0	0	4
Atewe, Matthew	2-3	0-0	0-0	1	3	4	0	0	0	15
TEAM				2			1			
Totals	22-46	10-19	12-17	22	22	66	11	9	2	200

FG%: 1st Half 13-23 .565, 2nd Half 9-23 .391, Game 22-46 .478;

3FG%: 1st Half 6-9 .667, 2nd Half 4-10 .400, Game 10-19 .526;

FT%: 1st Half 6-6 1.000, 2nd Half 6-11 .545, Game 12-17 .706;

Deadball Rebounds: 1.

Florida	FG	3FG	FT	R	FTP	A	T	B	S	M
Yeguete, Will, F	0-2	0-0	5-6	8	3	5	2	1	0	24
Prather, Casey, F	6-8	0-0	4-5	9	1	16	2	4	0	31
Young, Patric, C	5-7	0-0	7-9	7	3	17	3	0	2	30
Wilbekin, Scottie, G	4-14	3-8	4-4	1	3	15	4	1	0	35
Frazier, Michael, G	3-10	3-9	0-0	3	2	9	0	1	0	33
Finney-Smith, Dorian	0-5	0-4	3-4	2	2	3	1	2	0	24
Walker, Chris	0-1	0-0	0-0	0	0	0	0	0	1	4
Walker, DeVon	2-3	2-3	0-0	1	2	6	2	0	0	14
Kurtz, Jacob	0-0	0-0	0-0	0	1	0	0	0	0	5
TEAM				5						
Totals	20-50	8-24	23-28	36	17	71	14	9	3	200

FG%: 1st Half 10-29 .345, 2nd Half 10-21 .476, Game 20-50 .400;

3FG%: 1st Half 6-14 .429, 2nd Half 2-10 .200, Game 8-24 .333;

FT%: 1st Half 4-6 .667, 2nd Half 19-22 .864, Game 23-28 .821;

Deadball Rebounds: 5.

SCORE BY PERIODS	1	2	F
Auburn	38	28	--
Florida	30	41	--

OFFICIALS--Ron Groover, Keith Kimble, Jamie Lucki
 TECHNICAL FOULS--None
 ATTENDANCE--12,414

• Game 25 •

Vanderbilt 67, Auburn 59
February 22, 2014
Auburn Arena • Auburn, Ala.

Auburn was sitting pretty with a 16-point first-half lead, with the home-court advantage, with the momentum of that fine showing at No. 2 Florida just three days before.

But things took a disappointing turn for the Tigers in the second half Saturday in Auburn Arena when Vanderbilt starting launching 3-pointers and went on to beat the Tigers 67-59.

The Commodores hit 10 3-pointers in the second half — after just making one in the first half — to overcome all that went before.

Auburn fell to 12-13 overall and 4-10 in the Southeastern Conference. Vanderbilt improved to 15-11 overall and 7-7 in the league. Auburn was trying to bounce back from a 71-66 loss to Florida on Wednesday in a game in which the No. 2 Gators didn't take the lead for good until only 20 seconds were remaining. The Tigers' follow-through lasted about 10, maybe 15 minutes.

Vandy, which hit just 1-of-8 3-point tries in the first half, opened the second half by hitting four 3-pointers in short order and adding a fifth for a 40-38 lead barely 4½ minutes into the second half. That erased Auburn's 32-25 halftime lead.

Auburn's dynamic scoring duo of Chris Denson and KT Harrell — which came in to the weekend as the second-most prolific scoring tandem in the country — were held to 13 points each on 7-of-30 shooting.

Payne and Asaiah Dixon-Tatum each scored 11 and each had nine rebounds. Dai-Jon Parker hit 5-of-9 3-pointers and led Vandy with 21 points.

Vanderbilt	FG	3FG	FT	R	FTP	A	T	B	S	M
Odom, Rod, F	3-9	2-7	0-1	5	3	8	1	0	0	24
Siakam, James, F	0-2	0-0	1-3	9	3	1	0	1	2	28
Jones, Damian, C	4-8	0-0	6-10	4	4	14	1	1	0	26
Fuller, Kyle, G	2-7	1-2	1-1	3	0	6	4	3	0	24
Parker, Dai-Jon, G	8-15	5-9	0-0	3	12	3	3	0	2	40
Kornet, Luke	4-4	2-2	0-0	2	2	10	1	0	0	16
Watkins, Nathan	2-6	1-5	2-2	3	0	7	0	1	0	16
Josephs, Carter	0-0	0-0	0-0	1	0	0	9	0	0	16
Moats, Shelby	0-1	0-1	0-0	3	1	0	0	1	0	10
TEAM				2						
Totals	23-52	11-26	10-17	35	14	67	18	11	2	200

FG%: 1st Half 10-22 .455, 2nd Half 13-30 .433, Game 23-52 .442;

3FG%: 1st Half 1-8 .125, 2nd Half 10-18 .556, Game 11-26 .423;

FT%: 1st Half 4-8 .500, 2nd Half 6-9 .667, Game 10-17 .588;

Deadball Rebounds: 2.1.

Auburn	FG	3FG	FT	R	FTP	A	T	B	S	M
Payne, Allen, F	5-10	0-1	1-1	9	4	11	0	2	0	21
Dixon-Tatum, A., C	4-5	0-0	3-4	9	4	11	0	2	3	25
Harrell, KT, G	4-15	3-10	2-2	4	1	13	1	4	0	34
Denson, Chris, G	3-15	0-3	7-9	6	2	13	3	1	0	24
Shamsid-Deen, T., G	3-10	1-7	0-0	2	3	7	5	0	0	14
Wade, Dion	0-3	0-3	0-0	2	1	0	0	0	0	12
Thompson, Alex	0-0	0-0	0-0	0	1	0	0	0	0	4
Canada, Malcolm	0-2	0-0	0-0	1	0	0	1	1	0	6
Granger, Jordan	1-1	0-0	0-0	2	2	0	1	0	0	15
Atewe, Matthew	1-1	0-0	0-0	2	2	0	0	0	0	15
TEAM				4						
Totals	21-62	4-24	13-16	41	17	59	10	11	3	200

FG%: 1st Half 11-31 .355, 2nd Half 10-31 .323, Game 21-62 .339;

3FG%: 1st Half 2-9 .222, 2nd Half 2-15 .133, Game 4-24 .167;

FT%: 1st Half 8-11 .727, 2nd Half 5-5 1.000, Game 13-16 .813;

Deadball Rebounds: 1.

SCORE BY PERIODS	1	2	F
Vanderbilt	25	42	--
Auburn	32	27	--

OFFICIALS--Joe Lindsay, Jeff Smith, Jim Burr
 TECHNICAL FOULS--None
 ATTENDANCE--6,814

• Game 26 •
Auburn 83, South Carolina 67
February 22, 2014
Auburn Arena • Auburn, Ala.

Technical fouls. Regular fouls. Sixty free throws. A late start and a lengthy game took Auburn past the 10 o'clock hour Wednesday.

Auburn's 83-67 victory over South Carolina in Auburn Arena was worth the wait for the Tigers, and especially pleasing for coach Tony Barbee in the bounce-back performance. Auburn was called for two technical fouls and the officials threw out a fan, but Barbee said the Tigers withstood the tedious stop-and-go foul-filled game. The officials called eight quick fouls on Auburn to start the second half.

"As a player, you can't let that affect you," Barbee said. "I thought we did a good job of not letting the physical nature of the game or foul trouble affect us."

Overall, Barbee said, "You can't get caught up in things you can't control. I thought we did a good job of handling our composure."

South Carolina coach Frank Martin was blunt: "We aren't talented enough to outscore people," he said.

Auburn improved to 13-13 overall and 5-10 in the Southeastern Conference. The Tigers are at Alabama on Saturday. South Carolina fell to 10-18 overall and 3-12 in the league after losing to the Tigers twice this season.

Chris Denson led Auburn with 22 points as the Tigers found the balanced scoring Barbee has wanted. Allen Payne added 15, Tahj Shamsid-Deen had 14 and KT Harrell had 11. Brenton Williams led South Carolina with 26 points that included five 3-pointers.

Auburn scored 25 from the free throw line. South Carolina scored 19 from there.

Barbee said he didn't know why the fan was thrown out.

"I wasn't there. I don't know what he said."

Denson smiled. "That's my boy," he said.

Payne chuckled at the rare sight, saying the last time he saw such a thing was "at an AAU game when they threw a crazy parent out."

Auburn was solid on the court, hitting a nifty 52 percent from the floor.

The Tigers got plenty of early help from their bench and with three quick 3-pointers from Shamsid-Deen to start the second half. Dion Wade came off the bench to hit three 3-pointers, too. The 3-pointers brought the cheers, but a good portion of the game was spent the free throw line thanks to 53 fouls.

Auburn led 39-27 at the half and made the advantage stick, unlike the last time out when Vanderbilt overcame a 16-point deficit to win by eight.

South Carolina	FG	3FG	FT	R	FTP	A	T	B	S	M
Michael Carrera, F	1-6	0-2	2-4	13	5	4	2	3	0	1
Mindaugas Kacinas, F	2-3	0-0	6-6	5	3	10	1	3	1	1
Demetrius Henry, C	1-1	0-0	0-0	1	3	2	0	2	1	0
S. Thornwell, G	2-13	0-4	0-3	4	3	4	1	5	0	0
Brenton Williams, G	7-11	5-9	7-8	2	2	26	1	2	0	0
Jaylen Shaw	2-3	0-1	0-0	0	2	4	0	1	0	0
Duane Notice	3-8	0-1	2-2	4	4	8	5	2	0	0
L. Chatkevicius	0-0	0-0	0-0	0	1	0	0	1	0	0
Desmond Ringer	1-2	0-0	2-2	3	4	4	0	1	0	0
Brian Steele	2-5	1-3	0-0	4	3	5	3	0	0	1
Totals	21-52	6-20	19-25	36	30	67	13	20	2	3

FG%: 1st Half 8-30 .267, 2nd Half 13-22 .591, Game 21-52 .404;

3FG%: 1st Half 2-10 .200, 2nd Half 4-10 .400, Game 6-20 .300;

FT%: 1st Half 9-11 .818, 2nd Half 10-14 .714, Game 19-25 .760;

Deadball Rebounds: 3.

Auburn	FG	3FG	FT	R	FTP	A	T	B	S	M
Payne, Allen, F	5-7	0-1	5-7	4	1	15	3	2	0	5
Dixon-Tatum, A., C	0-0	0-0	3-4	4	3	3	0	2	0	0
Harrell, KT, G	2-8	1-4	6-6	3	3	11	1	2	0	0
Denson, Chris, G	8-11	1-4	5-9	2	2	22	2	3	0	2
Shamsid-Deen, T., G	4-5	3-3	3-4	1	4	14	4	0	0	0
Waddell, Devin	0-0	0-0	0-0	0	0	0	0	0	0	0
Wade, Dion	3-9	3-9	0-0	4	1	9	1	0	3	3
Thompson, Alex	0-0	0-0	0-1	0	0	0	0	0	0	0
Canada, Malcolm	1-3	0-1	2-2	4	2	4	3	0	0	1
Holmes, C.J.	0-0	0-0	0-0	0	0	0	0	1	0	0
Granger, Jordon	2-4	0-0	1-2	1	3	5	0	1	0	0
Atewe, Matthew	0-1	0-0	0-0	1	4	0	0	0	0	0
TEAM				1						
Totals	25-48	8-22	25-35	25	23	83	14	11	3	11

FG%: 1st Half 13-27 .481, 2nd Half 12-21 .571, Game 25-48 .521;

3FG%: 1st Half 4-13 .308, 2nd Half 4-9 .444, Game 8-22 .364;

FT%: 1st Half 9-16 .563, 2nd Half 16-19 .842, Game 25-35 .714;

Deadball Rebounds: 5,1.

SCORE BY PERIODS	1	2	F
South Carolina	27	40	--
Auburn	39	44	--

OFFICIALS--Ted Valentine, Pat Adams, Don Daily
 TECHNICAL FOULS--Auburn- Shamsid-Deen; Granger
 ATTENDANCE--4,434



TONY BARBEE

Head Coach

Fourth Season at Auburn • 48-72 (.400)

Eighth Season Overall • 130-124 (.512)

Tony Barbee's All-Time Record

Head Coaching Record

Year	School	Record	Pct.	Conf. (Finish)	Postseason/Notes
2006-07	UTEP	14-17	.452	6-10 (10th)	
2007-08	UTEP	19-14	.576	8-8 (t-6th)	College Basketball Inv. semifinals
2008-09	UTEP	23-14	.622	10-6 (t-4th)	College Basketball Inv. runner-up
2009-10	UTEP	26-7	.788	15-1 (1st)	NCAA (First Round) / C-USA Coach of the Year
2010-11	Auburn	11-20	.355	4-12 (5th, West)	
2011-12	Auburn	15-16	.484	5-11 (10th)	
2012-13	Auburn	9-23	.281	3-15 (14th)	
2013-14	Auburn	13-13	.500	5-10	
Total	8 Years	130-124	.512	56-73 (.434)	

Assistant Coaching Record

Year	School	Record	Pct.	Conf. (Finish)	Postseason/Notes
1995-96	UMass (grad asst)	35-2	.946	15-1 (1st)	NCAA (Final Four)/A-10 Tournament Champions
1996-97	UMass	19-14	.575	11-5 (3rd, East)	NCAA (First Round)
1997-98	UMass	21-11	.656	12-4 (t-2nd, East)	NCAA (First Round)
1998-99	Wyoming	18-10	.643	7-7 (t-4th, Mountain)	NIT (Second Round)
1999-00	UMass	17-16	.515	9-7 (3rd, East)	NIT (First Round)
2000-01	Memphis	21-15	.583	10-6 (2nd, National)	NIT (Third Place)
2001-02	Memphis	27-9	.750	12-4 (1st, National)	NIT (Champions)
2002-03	Memphis	23-7	.767	13-3 (1st, National)	NCAA (First Round)
2003-04	Memphis	22-8	.733	12-4 (co-Champions)	NCAA (Second Round)
2004-05	Memphis	22-16	.579	9-7 (t-6th)	NIT (Semifinals)
2005-06	Memphis	33-4	.892	13-1 (Champions)	NCAA (Elite 8)/C-USA Tournament Champions
Total	11 Years	258-112	.697	123-49 (.715)	

Collegiate Playing Record

1989-90	UMass	17-14	.548	10-8 (6th)	NIT (First Round), Atlantic-10 All-Freshman
1990-91	UMass	20-13	.606	10-8 (t-3rd)	NIT (Final Four), Atlantic-10 2nd Team
1991-92	UMass	30-5	.857	13-3 (Champions)	NCAA (Sweet 16), Atlantic-10 Tournament Champs
1992-93	UMass	24-7	.774	11-3 (Champions)	NCAA (Second Round), A-10 2nd Team; A-10 Tour. Champs.
Totals	4 Years	91-39	.700	44-22 (.667)	

23-year Division I Coaching, Playing Record: 479-275 (.635)

Tony Barbee • Career Highlights

- 23-year coaching and playing record of 479-275 (.635)
- Postseason 18 of 22 years as a head coach, assistant coach and player
- 8-year head coaching record: 130-124 (.512)
- Averaged 16.7 wins per season as a head coach coming into 2013-14 season
- 2010 Conference USA Champions
- 2010 Conference USA Coach of the Year
- NABC District 11 Coach of the Year
- 2010 NCAA Tournament
- 1996 NCAA Tournament Final Four
- 2006 NCAA Tournament Elite 8
- 1992 NCAA Tournament Sweet 16
- 9 NCAA Tournament appearances (seven as a coach, two as a player)
- 6 Conference Championships
- 4 Conference Tournament Championships
- No. 3 recruiter in nation by Rivals.com
- 6 national top 10 recruiting classes
- 4 players coached are in NBA
- 2002 NIT Champions
- Played professional basketball in Spain
- 2-time All-Atlantic 10 2nd-team (1991, 1993)
- All-Atlantic 10 Freshman Team (1990)
- Four-year record of 91-39 (.700) as a stand-out at UMass from 1989-93
- Won back-to-back Atlantic 10 Conference regular season and tournament titles in 1992 and 1993
- Scored 1,643 career points at UMass
- Inducted into UMass Hall of Fame on Jan. 26, 2014

HEAD COACH TONY BARBEE

Tony Barbee Vs. All Teams

Team	Totals	Home	Away	Neutral	Team	Totals	Home	Away	Neutral
Air Force	1-0	1-0	0-0	0-0	Rice	3-2	2-0	1-1	0-1
Alabama	2-5	2-2	0-3	0-0	Richmond	1-0	0-0	1-0	0-0
Arkansas	0-7	0-3	0-4	0-0	Rutgers	0-1	0-0	0-0	0-1
Alcorn State	1-0	1-0	0-0	0-0	St. Francis (N.Y.)	1-0	0-0	0-0	1-0
Arizona State	0-1	0-0	0-0	0-1	St. Mary's	1-0	0-0	0-0	1-0
Arkansas-Pine Bluff	6-0	6-0	0-0	0-0	Sam Houston State	1-0	1-0	0-0	0-0
Bethune-Cookman	1-0	1-0	0-0	0-0	Samford	0-1	0-1	0-0	0-0
Boston College	1-1	1-0	0-1	0-0	Santa Clara	0-1	0-0	0-1	0-0
BYU	0-1	0-1	0-0	0-0	Seton Hall	0-1	0-0	0-1	0-0
Butler	0-1	0-0	0-0	0-1	SE Louisiana	1-0	1-0	0-0	0-0
UC-Davis	1-0	1-0	0-0	0-0	SMU	8-1	4-0	3-1	1-0
UC-Riverside	1-0	1-0	0-0	0-0	South Carolina	5-0	2-0	3-0	0-0
Campbell	0-1	0-1	0-0	0-0	South Florida	1-1	1-0	0-1	0-0
Chicago State	0-1	0-1	0-0	0-0	Southern Miss	6-2	5-0	1-2	0-0
Clemson	1-0	1-0	0-0	0-0	Syracuse	0-1	0-0	0-1	0-0
College of Charleston	1-0	0-0	1-0	0-0	Tennessee	0-4	0-2	0-2	0-0
Dayton	0-1	0-0	0-0	0-1	Tennessee State	1-0	1-0	0-0	0-0
DePaul	0-1	0-1	0-0	0-0	Tennessee Tech	1-0	1-0	0-0	0-0
East Carolina	3-1	2-0	1-1	0-0	Texas A&M	0-3	0-1	0-1	0-1
Florida	0-5	0-3	0-2	0-0	Texas A&M-C.C.	1-0	0-0	0-0	1-0
Florida A&M	2-0	2-0	0-0	0-0	Texas Pan Am	1-0	1-0	0-0	0-0
Florida State	2-1	2-0	0-1	0-0	Texas Southern	4-0	3-0	1-0	0-0
Furman	1-0	1-0	0-0	0-0	Texas State	1-0	1-0	0-0	0-0
Georgia	2-3	2-0	0-2	0-1	Texas Tech	1-3	1-1	0-2	0-0
Georgia Southern	3-0	3-0	0-0	0-0	Toledo	1-0	1-0	0-0	0-0
Georgia Southwestern	1-0	1-0	0-0	0-0	Tulane	2-2	2-0	0-2	0-0
Grambling State	2-0	2-0	0-0	0-0	Tulsa	4-6	2-2	2-3	0-1
Hawaii	1-0	0-0	1-0	0-0	UAB	4-4	3-1	1-3	0-0
Houston	5-6	3-1	1-3	1-2	UCF	3-2	1-1	1-1	1-0
Illinois	0-2	0-0	0-0	0-2	UNC Asheville	0-1	0-1	0-0	0-0
IPFW	1-0	1-0	0-0	0-0	UNLV	0-2	0-1	0-1	0-0
Iowa State	0-1	0-0	0-1	0-0	USC-Upstate	2-0	2-0	0-0	0-0
Jackson State	0-1	0-1	0-0	0-0	Utah	0-1	0-1	0-0	0-0
Jacksonville	0-1	0-1	0-0	0-0	UTEP	0-1	0-0	0-0	0-1
Jacksonville State	1-0	1-0	0-0	0-0	Vanderbilt	0-5	0-3	0-2	0-0
James Madison	1-0	0-0	0-0	1-0	Wake Forest	0-1	0-0	0-0	0-1
Kennesaw State	1-0	1-0	0-0	0-0	Winthrop	0-1	0-1	0-0	0-0
Kentucky	0-4	0-2	0-2	0-0	Wyoming	1-0	1-0	0-0	0-0
Long Beach State	0-1	0-0	0-0	0-1					
LSU	3-3	2-1	1-2	0-0					
Marshall	4-0	2-0	2-0	0-0					
McNeese State	1-0	1-0	0-0	0-0					
Memphis	1-3	0-2	1-1	0-0					
Middle Tennessee State	1-0	1-0	0-0	0-0					
Mississippi	2-7	2-1	0-4	0-2					
Mississippi State	3-4	3-0	0-4	0-0					
Missouri	0-2	0-1	0-1	0-0					
Murray State	1-1	1-0	0-0	0-1					
Nevada	1-0	0-0	1-0	0-0					
New Mexico	2-1	1-1	1-0	0-0					
New Mexico State	4-4	2-2	2-2	0-0					
Nicholls State	2-0	2-0	0-0	0-0					
Norfolk State	1-0	1-0	0-0	0-0					
North Carolina A&T	1-0	1-0	0-0	0-0					
North Florida	1-0	1-0	0-0	0-0					
Northeastern	1-0	1-0	0-0	0-0					
Northwestern State	0-1	0-1	0-0	0-0					
Oklahoma	1-0	0-0	0-0	1-0					
Oregon State	1-2	1-1	0-1	0-0					
Pennsylvania	1-0	0-0	0-0	1-0					
Presbyterian College	0-1	0-1	0-0	0-0					
Rhode Island	0-1	0-1	0-0	0-0					

AUBURN TEAM SUPERLATIVES UNDER BARBEE

Most Points Scored

1. 92 Mississippi State	2/14/14
92 Northwestern State	11/15/13
92 Grambling State	12/11/12
4. 91 Arkansas-Pine Bluff	12/30/13
5. 88 Mississippi State	2/4/12
88 Georgia Southern	12/29/10

Fewest Points Allowed

1. 37 Alabama	2/6/13
2. 40 South Florida	12/14/11
3. 41 Bethune-Cookman	1/2/12
4. 42 Grambling State	12/11/12
5. 45 Grambling State	12/31/10
45 Florida	1/20/11

Field Goals Made

1. 37 Northwestern State	11/15/13
2. 34 Arkansas-Pine Bluff	12/30/13
34 Grambling State	12/11/12
4. 33 McNeese State	11/11/11
5. 31 Florida A&M	1/4/14
31 Georgia Southwestern	11/30/10
31 at Arkansas	1/16/13

Field Goals Attempted

1. 81 Northwestern State	11/15/13
2. 72 at LSU	2/8/14
3. 69 at Georgia	2/5/11
4. 68 at Mississippi State	3/9/13
68 Nicholls State	11/25/11
68 at Arkansas	1/25/11

Field-Goal Percentage

1. .654 Arkansas-Pine Bluff	12/30/13 (34-52)
2. .585 at South Carolina	1/12/13 (24-41)
3. .549 Georgia Southern	12/30/11 (28-51)
4. .540 Grambling State	12/11/12 (34-63)
5. .532 McNeese State	11/11/11 (33-62)

3-Point Field Goals Made

1. 11 at Arkansas	1/16/13
11 vs Illinois	12/29/12
11 Grambling State	12/11/12
11 Rhode Island	11/25/12
5. 10 at Florida	2/19/14
10 Arkansas-Pine Bluff	12/30/13
10 Boston College	12/22/13

3-Point Field Goals Attempted

1. 29 Northwestern State	11/15/13
2. 27 Rhode Island	11/25/12
3. 26 Tennessee	3/6/13
4. 24 Vanderbilt	2/22/14
24 at LSU	1/17/12
24 LSU	1/8/11

3-Point FG Percentage

1. .600 Arkansas-Pine Bluff	11/28/11 (9-15)
2. .538 Florida	1/18/14 (7-13)
.538 at Kentucky	2/9/13 (7-13)
4. .533 Kennesaw State	11/14/11 (8-15)
5. .526 at Florida	2/19/14 (10-19)
.526 Arkansas-Pine Bluff	12/30/13 (10-19)

Free Throws Made

1. 37 Mississippi State	2/15/14
2. 32 at Missouri	2/2/13
3. 31 Ole Miss	3/2/11
4. 30 Tennessee State	11/26/13
30 Tennessee Tech	12/18/12

Free Throws Attempted

1. 43 North Florida	12/17/11
2. 41 Mississippi State	2/15/14
41 Nicholls	11/8/13
41 Florida State	1/2/13
5. 40 Tennessee Tech	12/18/12
40 Ole Miss	3/2/11
40 Georgia Southern	12/29/10

Free-Throw Percentage

1. 1.000 vs Long Beach State	12/23/11 (6-6)
2. .923 at Mississippi State	1/22/14 (12-13)
3. .902 Mississippi State	2/15/14
4. .889 at Missouri	2/2/13 (32-36)
.889 at Vanderbilt	1/23/13 (8-9)

Most Rebounds

1. 56 Florida A&M	1/4/14
2. 50 UNC Asheville	11/12/10
3. 47 vs. Jacksonville State	11/19/13
47 at South Carolina	1/29/13
5. 45 Florida A&M	12/19/11

Most Assists

1. 24 Arkansas-Pine Bluff	12/30/13
2. 23 Northwestern State	11/15/13
3. 23 Grambling State	12/11/12
4. 21 Rhode Island	11/25/12
5. 20 Bethune-Cookman	1/2/12
20 Georgia Southern	12/30/11

Most Steals

1. 16 Georgia Southern	12/29/10
2. 15 Presbyterian College	12/18/10
3. 13 Grambling State	12/11/12
13 Nicholls State	11/25/11
5. 12 Mississippi State	2/15/14
12 Tennessee Tech	12/18/12
12 at College of Charleston	11/16/12

Most Blocked Shots

1. 17 Nicholls State	11/25/11
2. 12 Arkansas-Pine Bluff	12/30/13
3. 11 Bethune-Cookman	1/2/12
4. 10 Florida A&M	1/4/14
5. 8 vs. Missouri	1/11/14
8 vs Texas A&M	3/13/13
8 Grambling State	12/31/10
8 UNC Asheville	11/12/10

Fewest Turnovers

1. 3 at Mississippi State	2/4/12
2. 5 Presbyterian College	12/18/10
3. 6 Ole Miss	1/26/13
4. 7 Boston College	12/22/13
7 Tennessee State	11/26/13

AUBURN INDIVIDUAL SUPERLATIVES UNDER BARBEE

Most Points Scored

1. **32 Chris Denson vs. Alabama** 1/30/14
2. **30 Chris Denson vs. Miss. State** 2/15/14
30 Earnest Ross at Georgia 2/5/11
4. **29 Chris Denson at LSU** 2/8/14
29 KT Harrell vs. Boston College 12/22/13
29 Chris Denson vs. N'western St 11/15/13

Field Goals Made

1. **12 Chris Denson vs. N'western St** 11/15/13
12 Earnest Ross at Georgia 2/5/11
3. **11 Chris Denson at LSU** 2/8/14
11 Frankie Sullivan vs IPFW 11/9/12
11 Kenny Gabriel vs Beth.-Cook. 1/2/12

Field Goals Attempted

1. **25 Chris Denson at Ole Miss** 1/9/14
2. **23 Chris Denson at LSU** 2/8/14
3. 21 Earnest Ross vs LSU 1/8/11
21 Andre Malone vs Samford 11/19/10
5. 20 Frankie Sullivan vs Tennessee 3/6/13
20 Frankie Sullivan at Arkansas 1/16/13
20 Frankie Sullivan vs IPFW 11/9/12

Field-Goal Percentage (min. 5 made)

1. 1.000 Brian Greene Jr at South Carolina 1/12/13 (6-6)
1.000 Kenny Gabriel vs McNeese State 11/11/11 (6-6)
3. .900 Chris Denson vs Georgia 3/10/11 (9-10)
4. .846 Kenny Gabriel vs Bethune-Cookman 1/2/12 (11-13)
5. .833 Jordan Price vs Furman 12/15/12 (5-6)
.833 Chris Denson vs Grambling State 12/11/12 (5-6)
.833 Jordan Price vs Grambling State 12/11/12 (5-6)
.833 Adrian Forbes at Arkansas 1/25/11 (5-6)

3-Point Field Goals Made

1. **6 KT Harrell vs. Boston College** 12/22/13
6 Frankie Sullivan vs Long Beach St. 12/23/11
6 Andre Malone vs Samford 11/19/10
4. **5 Tahj Shamsid-Deen at Florida** 2/14/19
5 Frankie Sullivan at Arkansas 1/16/13
5 Frankie Sullivan vs Illinois 12/29/12
5 Jordan Price vs Rhode Island 11/25/12
5 Frankie Sullivan at LSU 1/17/12
5 Frankie Sullivan vs Kennesaw St. 11/14/11
5 Earnest Ross at Georgia 2/5/11
5 Earnest Ross vs LSU 1/8/11
5 Andre Malone vs Campbell 11/20/10

3-Point Field Goals Attempted

1. 15 Earnest Ross vs LSU 1/8/11
2. 12 Frankie Sullivan vs Illinois 12/29/12
12 Frankie Sullivan at LSU 1/17/12
4. **11 KT Harrell vs. N'western St** 11/15/13
11 Frankie Sullivan at Arkansas 1/16/13
11 Frankie Sullivan vs Winthrop 12/22/12

3-Point Field Goal Percentage (min. 3 made)

1. **1.000 Dion Wade vs. Arkansas-Pine Bluff** 12/30/13 (4-4)
1.000 Jordan Price vs Furman 12/15/12 (4-4)
1.000 Jordan Price vs Grambling State 12/11/12 (4-4)
4. **1.000 Tahj Shamsid-Deen vs. S. Carolina** 2/26/14 (3-3)
1.000 Jordan Price vs Tennessee 3/6/13 (3-3)
1.000 Joran Price vs Tennessee Tech 12/18/12 (3-3)
1.000 Frankie Sullivan vs Arkansas-Pine Bluff 11/28/11 (3-3)

Free Throws Made

1. **13 Chris Denson vs. Miss. State** 2/15/14
2. **12 Chris Denson at Arkansas** 1/25/14
12 Frankie Sullivan vs Winthrop 12/22/12
12 Varez Ward vs Georgia 2/1/12
5. **11 Chris Denson vs. Alabama** 1/30/14
11 Chris Denson at Iowa State 12/2/13
11 Chris Denson vs. Nicholls 11/8/13

Free Throws Attempted

1. **17 Chris Denson at Arkansas** 1/25/14
2. **15 Chris Denson vs. Murray St** 11/23/13
3. **14 Chris Denson vs. Miss. State** 2/15/14
14 Chris Denson vs. Alabama 1/30/14
14 Chris Denson vs. Nicholls 11/8/13

Free-Throw Percentage (min. 6 made)

1. 1.000 Frankie Sullivan vs Winthrop 12/22/12 (12-12)
1.000 Varez Ward vs Georgia 2/1/12 (12-12)
3. 1.000 KT Harrell vs. Illinois 12/8/13 (8-8)
1.000 Earnest Ross vs Alabama 1/22/11 (8-8)
5. **1.000 KT Harrell vs. South Carolina** 2/26/14 (6-6)
1.000 Malcolm Canada vs. Mississippi State 2/15/14 (6-6)
1.000 Allen Payne vs. Mississippi State 2/15/14 (6-6)
1.000 KT Harrell at South Carolina 2/5/14 (6-6)
1.000 KT Harrell vs. Florida A&M 1/4/14 (6-6)
1.000 Rob Chubb at Missouri 2/2/13 (6-6)

1.000 Frankie Sullivan vs DePaul

11/30/12 (6-6)

1.000 Frankie Sullivan vs South Carolina

1/21/12 (6-6)

1.000 Josh Wallace vs USC-Upstate

12/21/10 (6-6)

1.000 Earnest Ross vs USC-Upstate

12/21/10 (6-6)

Most Rebounds

1. 15 Rob Chubb vs IPFW 11/09/12
2. **13 Matthew Atewe vs. Kentucky** 2/12/14
13 A. Dixon-Tatum at Miss. St. 1/22/14
13 Allen Payne vs. Florida A&M 1/4/14
13 Rob Chubb vs DePaul 11/30/12
13 Kenny Gabriel vs Ole Miss 1/14/12
13 Kenny Gabriel vs Beth.-Cook. 1/1/12
13 Kenny Gabriel vs Florida A&M 12/19/11
13 Kenny Gabriel vs N. Florida 12/17/11
13 Kenny Gabriel at S. Carolina 1/29/11
13 Earnest Ross vs Alabama 1/22/11
13 Kenny Gabriel vs UNC Ash. 11/12/10

Most Assists

1. 10 Varez Ward vs Beth.-Cook. 1/2/12
2. 9 Josh Wallace at Arkansas 1/16/13
9 Varez Ward vs Miss. State 2/18/12
4. **8 Tahj Shamsid-Deen vs. Ark.-PB** 12/30/13
5. 7 Josh Wallace at S. Carolina 1/12/13
7 Josh Wallace vs Tenn. Tech 12/18/12
7 Frankie Sullivan vs Furman 12/15/12
7 Josh Wallace vs Florida State 1/2/13
7 Josh Wallace vs Vanderbilt 2/19/11
7 Josh Wallace vs Florida State 1/3/11

Most Steals

1. **5 Allen Payne vs. South Carolina** 2/26/14
5 Josh Wallace vs Florida State 1/2/13
5 Josh Wallace at Georgia 2/5/11
5 Frankie Sullivan vs USC-Upstate 12/21/10
5. 4 Allen Payne vs DePaul 11/30/12
4 Frankie Sullivan vs Ole Miss 1/14/12
4 Kenny Gabriel vs Beth.-Cook. 1/2/12
4 Josh Wallace at Seton Hall 12/2/11

Most Blocked Shots

1. 10 Kenny Gabriel vs Beth.-Cook. 1/2/12
2. 7 Kenny Gabriel vs Florida A&M 12/19/11
3. **4 Matthew Atewe vs. Kentucky** 2/12/14
4 A. Dixon-Tatum vs Georgia 2/1/14
4 A. Dixon-Tatum vs. Florida A&M 1/4/14
4 Matthew Atewe vs. Florida A&M 1/4/14
4 A. Dixon-Tatum vs. Nicholls 11/8/13
4 A. Dixon-Tatum vs Texas A&M 3/13/13
4 Rob Chubb vs Ole Miss 1/26/13
4 Kenny Gabriel vs USC-Upstate 12/21/10
4 Rob Chubb vs UNC Asheville 11/12/10

2013-14 AUBURN PLAYER BIOS



**Asaiah
Dixon-Tatum**

#0

7-0 • 226

Senior
Center

Anderson, Ind.
Chattahoochee Tech

2013-14 UPDATE: Starting center in 25 of 26 games ... Team's leading rebounder 11 times ... Averaging 5.4 ppg on .577 pct shooting in 22.2 mpg ... Pulling down 6.0 rpg, 17th in the SEC ... 2.7 O-rpg is 10th in the SEC ... 4th in the SEC at 1.9 blocks per game ... 1.88 bpg is 73rd nationally ... Has had 3-or-more blocks in 9 games ... 93 career blocks are 8th in Auburn history ... Of his 155 rebounds, 71 (46 percent) have come on the offensive end ... Is 18-22 (.818) at the free throw line over the last 13 games (Jan. 15-Feb. 26) ... Averaging 5.9 rpg in SEC games, 16th in the SEC ... 1.7 bpg in SEC games is tied for 6th ... 11 points and 9 rebounds against Vanderbilt, his third 10-plus point game in SEC play ... Team-high 7 rebounds at Florida ... 10 points, 8 rebounds and 4 blocks in the win over Georgia ... First career double-double with a career-high-tying 12 points and a career-high 13 rebounds in a career-high 31 minutes at Mississippi State ... Was 6-10 from the floor with 4 dunks ... Matched his season-high with 8 rebounds in a career-long 29 minutes at Tennessee ... Team-high 7 rebounds against Missouri ... 8 points, all in the second half, and 6 rebounds at Ole Miss ... Tied his career high with 4 blocks in the win over Florida A&M ... Went for 6 points, 3 rebounds and 3 blocks in 12 minutes against Arkansas-Pine Bluff ... Finished with just 4 points and 5 boards against Clemson but had 2 blocks, including a key swat with 26 seconds left and Auburn leading by 1 ... 7 points and 8 rebounds off the bench against Illinois ... 6 rebounds and 3 blocks at Iowa State ... 7 points and 5 boards against Tennessee State, going a perfect 3-for-3 from the floor ... Scored a season-high 10 points on 4-for-5 shooting against Murray State and also pulled down 6 rebounds, 4 off the offensive glass ... Had a then- season-high 9 points and a game-high 7 rebounds in 20 minutes against Jacksonville State ... Went for 6 points and 6 rebounds against Northwestern State ... Finished with 8 points and 8 rebounds while also tying a career-high with 4 blocks ... Starting center in both exhibition wins ... Averaged 12.5 ppg on 66.7 percent shooting from the floor and pulled down 5.5 rpg ... Scored 11 points and had 6 rebounds in the win over Paine ... Scored 14 points on 6-for-7 shooting, which included 5 dunks, against Victory.

SEASON/CAREER HIGHS

Points	
Season	12, at Mississippi State (1/22/14)
Career	12, 2x, at Mississippi State (1/22/14)
Rebounds	
Season	13, at Mississippi State (1/22/14)
Career	13, at Mississippi State (1/22/14)
Field Goals	
Season	6, at Mississippi State (1/22/14)
Career	6, 2x, at Mississippi State (1/22/14)
Field Goal Attempts	
Season	10, at Mississippi State (1/22/14)
Career	10, 2x, at Mississippi State (1/22/14)
Three-Point Field Goals	
Season	--
Career	--
Three-Point Attempts	
Season	--
Career	--
Free Throws	
Season	3, 4x, vs. South Carolina (2/26/14)
Career	7, vs. DePaul (11/30/12)
Free Throws Attempted	
Season	4, 5x, vs. South Carolina (2/26/14)
Career	8, vs. DePaul (11/30/12)
Assists	
Season	3, vs. Boston College (12/22/13)
Career	3, vs. Boston College (12/22/13)
Steals	
Season	2, at LSU (2/8/14)
Career	2, 3x, at LSU (2/8/14)
Blocked Shots	
Season	4, 3x, vs. Georgia (2/1/14)
Career	4, 4x, vs. Georgia (2/1/14)
Minutes Played	
Season	31, at Mississippi State (1/22/14)
Career	31, at Mississippi State (1/22/14)

2013-14 DIXON-TATUM GAME-BY-GAME

Opponent	Min	FG-A	Pct.	3PT-A	Pct.	FT-A	Pct.	O-D-T	PF	A	TO	BLK	ST	PTS	AVG
Victory#	*19	6-7	.857	0-0	.000	2-2	1.000	2-3-5	3	1	0	1	0	14	14.0
Paine#	*13	4-8	.500	0-0	.000	3-4	.750	4-2-6	3	0	3	2	1	11	12.5
Nicholls	*24	3-4	.750	0-0	.000	2-3	.667	3-5-8	3	1	2	4	0	8	8.0
Northwestern St.	*15	2-4	.500	0-0	.000	2-2	1.000	6-0-6	5	0	2	0	0	6	7.0
Jacksonville St.	*20	4-9	.444	0-0	.000	1-2	.500	4-3-7	1	0	1	2	1	9	7.7
Murray St.	*26	4-5	.800	0-0	.000	2-4	.500	4-2-6	4	0	4	3	0	10	8.3
Tennessee St.	*27	3-3	1.000	0-0	.000	1-3	.333	1-4-5	4	1	0	1	0	7	8.0
at Iowa St.	*24	1-3	.333	0-0	.000	0-1	.000	3-3-6	3	1	3	3	0	2	7.0
vs. Illinois	24	3-4	.750	0-0	.000	1-2	.500	3-5-8	0	0	2	1	0	7	7.0
Clemson	*25	2-3	.667	0-0	.000	0-1	.000	4-1-5	4	0	3	2	0	4	6.6
Boston College	*20	2-4	.500	0-0	.000	0-1	.000	3-2-5	4	3	1	1	0	4	6.3
Ark-Pine Bluff	*12	3-3	1.000	0-0	.000	0-0	.000	2-1-3	2	0	1	3	0	6	6.3
Florida A&M	*26	2-5	.400	0-0	.000	0-3	.000	3-4-7	2	1	2	4	0	4	6.1
at Ole Miss*	*23	4-6	.667	0-0	.000	0-0	.000	5-1-6	5	1	1	2	0	8	6.3
Missouri*	*27	3-5	.600	0-0	.000	1-2	.500	4-3-7	4	0	2	1	1	7	6.3
at Tennessee*	*29	2-5	.400	0-0	.000	2-2	1.000	2-6-8	4	0	2	1	0	6	6.3
Florida*	*13	0-3	.000	0-0	.000	0-0	.000	1-1-2	4	0	0	0	0	0	5.9
at Miss. St.*	*31	6-10	.600	0-0	.000	0-0	.000	4-9-13	4	1	2	2	0	12	6.3
at Arkansas*	*16	0-2	.000	0-0	.000	0-0	.000	2-4-6	5	0	0	1	1	0	5.9
Alabama*	*22	1-1	1.000	0-0	.000	0-0	.000	0-3-3	4	1	0	3	1	2	5.7
Georgia*	*25	4-5	.800	0-0	.000	2-2	1.000	3-5-8	4	0	1	4	0	10	5.9
at S. Carolina*	*23	0-1	.000	0-0	.000	2-2	1.000	1-3-4	2	1	2	1	1	2	5.7
at LSU*	*26	0-3	.000	0-0	.000	3-4	.750	4-3-7	5	0	0	3	2	3	5.6
Kentucky*	*12	0-0	.000	0-0	.000	0-0	.000	0-2-2	5	0	1	2	0	0	5.3
Miss. St.*	*19	2-3	.667	0-0	.000	0-0	.000	2-1-3	5	0	0	0	0	4	5.3
at Florida*	*25	1-1	1.000	0-0	.000	3-4	.750	2-5-7	2	0	0	2	0	5	5.3
Vanderbilt*	*25	4-5	.800	0-0	.000	3-4	.750	4-5-9	4	0	2	3	1	11	5.5
S. Carolina*	*17	0-0	.000	0-0	.000	3-4	.750	1-3-4	3	0	2	0	0	3	5.4
at Alabama*															
Tennessee*															
at Texas A&M*															

MISCELLANEOUS

	2013-14	Career
Dunks	23	39
Double-Figure		
Scoring Games	4	6
Double-Figure		
Rebounding Games	1	1
Games With		
Double-Double	1	1
Games Led AU		
In Scoring	--	1
Games Led AU		
In Rebounding	11	14
Games Led AU		
In Assists	--	--

DIXON-TATUM'S CAREER STATS

Year	GP-GS	Min-Avg	FG-FGA	Pct	3FG-A	Pct	FT-FTA	Pct	Off-Def-Tot-Avg	PF	FO	Ast	TO	Blk	Stl	Pts	Avg
2012-13	32-1	448-14.0	46-100	.460	0-0	.000	27-41	.659	52-54-106-3.3	63	2	5	22	44	12	119	3.7
2013-14	26-25	576-22.2	56-97	.577	0-0	.000	28-46	.609	71-84-155-6.0	92	6	11	36	49	8	140	5.4
TOTAL	58-26	1024-17.7	102-197	.518	0-0	.000	55-87	.632	123-138-261-4.5	155	8	16	58	93	20	259	4.5

2013-14 AUBURN PLAYER BIOS



**KT
Harrell**

#1

6-4 • 216
Junior
Guard
Montgomery, Ala.
Virginia

2013-14 UPDATE: Starting guard in 26 games ... Averaging 18.4 ppg on .439 shooting in 32.0 mpg ... Scored in double-digits in the first 21 games of the season and in 38 out of 68 career games ... 7th in the SEC in scoring ... Leading scorer in 9 games ... First AU player to score in double figures in each of the first 21 games of a season since Marquis Daniels did it in 2002-03 ... Also averaging 4.0 rpg, 4th on the team ... 17.7 ppg in SEC play is 8th in the league ... Is 57-158 (.361) from 3-point range, accounting for 39 percent of the team's made 3-pointers and 33 percent of the team's 3-point attempts863 free throw percentage is 3rd in the SEC ... Has not missed more than 1 free throw in each of the last 11 games (Jan. 22-Feb. 26) ... 18.4 ppg is 77th nationally and .863 free throw percentage is 49th ... He or Chris Denson has been Auburn's leading scorer in 25 out of 26 games ... 11 points, including 6-6 at the line, vs. South Carolina ... 14 points, 6 rebounds at Florida ... 26 points against Mississippi State, including 13-14 from the free throw line, and 3 steals ... 25 points and a career-high 6 assists as he and Denson scored 50 of the teams 79 points at South Carolina ... 23-points and a game-high 11 rebounds against Alabama, his second double-double of the season ... 17 points and a team-high 7 rebounds at Arkansas ... Game-high 24 points, including 20 second-half points, at Mississippi State to go along with a career-best 3 steals ... 18 points in the home loss to Florida, scoring 10 in the first half and 8 in the second ... 15 points in the loss at Tennessee after picking up 2 fouls in the first 2 minutes of the game ... Game-high 27 points against Missouri ... 22 points to lead the team in the win over Florida A&M ... Was 7-12 from the field and 6-6 from the line ... Team-high 19 points against Arkansas-Pine Bluff, his 10th straight double-figure scoring game ... Career-high 29 points against Boston College, shooting 10-17 from the field, which included 6-10 from 3-point range ... 6 made 3's tied for an Auburn individual high under Tony Barbee ... Named SEC Player of the Week following his performance against BC, Auburn's first SEC POW since 2011 ... 14 points on 5-9 shooting against Clemson ... Career-high 23 points against Illinois, which included a perfect 8-8 from the free throw line ... 19 points and 7 rebounds at Iowa State, tying his career high with 3 made 3-pointers and 16 FGA ... Finished with 14 points, which included a perfect 5-5 from the free throw line, against Tennessee State ... Registered his first career double-double with 17 points and 10 rebounds against Murray State ... 10 rebounds were a career-high ... Scored 14 points against Jacksonville State, including a perfect 5-5 at the free throw line ... Scored 21 points against Northwestern State, his second straight 20-point game ... Scored a career- and game-high 21 points in the season-opener against Nicholls ... Scored Auburn's first 5 points of the year, hitting a 3-pointer 15 seconds into the game on AU's first shot and then a layup 45 seconds into the game.

SEASON/CAREER HIGHS

Points	
Season	29, vs. Boston College (12/22/13)
Career	29, vs. Boston College (12/22/13)
Rebounds	
Season	11, vs. Alabama (1/30/14)
Career	11, vs. Alabama (1/30/14)
Field Goals	
Season	10, vs. Boston College (12/22/13)
Career	10, vs. Boston College (12/22/13)
Field Goal Attempts	
Season	20, vs. Northwestern St. (11/15/13)
Career	20, vs. Northwestern St. (11/15/13)
Three-Point Field Goals	
Season	6, vs. Boston College (12/22/13)
Career	6, vs. Boston College (12/22/13)
Three-Point Attempts	
Season	10, 2x, vs. Vanderbilt (2/22/14)
Career	10, 2x, vs. Vanderbilt (2/22/14)
Free Throws	
Season	13, vs. Mississippi State (2/15/14)
Career	13, vs. Mississippi State (2/15/14)
Free Throws Attempted	
Season	14, vs. Mississippi State (2/15/14)
Career	14, vs. Mississippi State (2/15/14)
Assists	
Season	6, at South Carolina (2/5/14)
Career	6, at South Carolina (2/5/14)
Steals	
Season	3, 2x, vs. Mississippi State (2/15/14)
Career	3, 2x, vs. Mississippi State (2/15/14)
Blocked Shots	
Season	1, 4x, vs. Florida (1/18/14)
Career	1, 5x, vs. Florida (1/18/14)
Minutes Played	
Season	39, 2x, vs. Mississippi State (2/15/14)
Career	39, 2x, vs. Mississippi State (2/15/14)

2013-14 HARRELL GAME-BY-GAME

Opponent	Min	FG-A	Pct.	3PT-A	Pct.	FT-A	Pct.	O-D-T	PF	A	TO	BLK	ST	PTS	AVG
Victory#	*27	2-8	.250	2-7	.286	8-10	.800	0-2-2	2	6	1	0	0	14	14.0
Paine#	*27	9-14	.643	3-5	.600	4-4	1.000	0-1-1	3	3	0	0	1	25	19.5
Nicholls	*31	7-13	.538	2-4	.500	5-7	.714	2-3-5	1	1	4	1	0	21	21.0
Northwestern St.	*33	7-20	.350	2-11	.182	5-7	.714	1-3-4	3	4	2	1	1	21	21.0
Jacksonville St.	*23	4-7	.571	1-1	1.000	5-5	1.000	1-2-3	4	0	0	0	0	14	18.7
Murray St.	*35	5-15	.333	1-6	.167	6-7	.857	2-8-10	2	2	5	0	2	17	18.3
Tennessee St.	*24	4-6	.667	1-2	.500	5-5	1.000	0-1-1	3	0	2	1	0	14	17.4
at Iowa St.	*32	6-16	.375	3-7	.429	4-4	1.000	0-7-7	1	0	3	1	1	19	17.7
vs. Illinois	*36	6-11	.545	3-6	.500	8-8	1.000	0-0-0	1	2	4	0	1	23	18.4
Clemson	*27	5-9	.556	1-3	.333	3-4	.750	0-1-1	3	2	2	0	0	14	17.9
Boston College	*35	10-17	.588	6-10	.600	3-3	1.000	0-2-2	4	3	0	0	0	29	19.1
Ark-Pine Bluff	*25	7-9	.778	4-6	.667	1-2	.500	1-3-4	1	3	5	0	2	19	19.1
Florida A&M	*26	7-12	.583	2-5	.400	6-6	1.000	1-2-3	2	4	3	0	1	22	19.4
at Ole Miss*	*27	2-9	.222	2-6	.333	5-5	1.000	1-1-2	3	3	5	0	1	11	18.7
Missouri*	*39	9-17	.529	3-9	.333	6-9	.667	1-4-5	2	1	2	0	1	27	19.3
at Tennessee*	*30	5-15	.333	3-7	.429	2-2	1.000	0-3-3	3	2	4	0	0	15	19.0
Florida*	*38	5-13	.385	4-7	.571	4-7	.571	0-0-0	2	3	4	1	2	18	18.9
at Miss. St.*	*38	9-17	.529	4-8	.500	2-2	1.000	1-3-4	4	2	4	0	3	24	19.3
at Arkansas*	*34	5-13	.385	2-7	.286	5-6	.833	0-7-7	3	1	3	0	2	17	19.1
Alabama*	*36	9-18	.500	1-4	.250	4-4	1.000	1-10-11	3	2	3	0	0	23	19.3
Georgia*	*28	5-14	.357	3-7	.429	3-4	.750	2-2-4	4	2	1	0	0	16	19.2
at S. Carolina*	*33	9-18	.500	1-6	.167	6-6	1.000	2-4-6	4	6	2	0	0	25	19.5
at LSU*	*34	7-15	.467	1-6	.167	4-5	.800	0-3-3	5	0	3	0	0	19	19.4
Kentucky*	*31	2-15	.133	0-7	.000	3-4	.750	1-1-2	2	0	1	0	0	7	18.9
Miss. St.*	*39	6-11	.545	1-4	.250	13-14	.929	0-3-3	1	2	4	0	3	26	19.2
at Florida*	*38	4-11	.364	2-5	.400	4-5	.800	1-5-6	3	4	3	0	1	14	19.0
Vanderbilt*	*34	4-15	.267	3-10	.300	2-2	1.000	0-4-4	1	1	4	0	1	13	18.7
S. Carolina*	*26	2-8	.250	1-4	.250	6-6	1.000	0-3-3	3	1	2	0	0	11	18.4
at Alabama*															
Tennessee*															
at Texas A&M*															


MISCELLANEOUS

	2013-14	Career
Dunks	4	3 (AU Only)
Double-Figure Scoring Games	24	37
Double-Figure Rebounding Games	2	2
Games With Double-Double	2	2
Games Led AU In Scoring	9	9
Games Led AU In Rebounding	3	3
Games Led AU In Assists	5	5

HARRELL'S CAREER STATS

Year	GP-GS	Min-Avg	FG-FGA	Pct	3FG-A	Pct	FT-FTA	Pct	Off-Def-Tot-Avg	PF	FO	Ast	TO	Blk	Stl	Pts	Avg
2010-11	31-15	689-22.2	91-215	.423	24-57	.421	43-67	.642	64-2.1	48	0	26	27	3	8	249	8.0
2011-12	11-5	208-18.9	17-54	.315	4-21	.190	14-20	.700	0-11-11-1.0	10	0	10	13	4	6	52	4.7
2013-14	26-26	832-32.0	151-344	.439	57-158	.361	120-139	.863	18-85-103-4.0	68	1	51	75	5	22	479	18.4
TOTAL	68-46	1729-25.4	259-613	.423	85-236	.360	177-226	.783	178-2.6	126	1	87	115	12	36	780	11.5

2013-14 AUBURN PLAYER BIOS



**Allen
Payne**

#2

6-6 • 225

Senior

Forward

Cincinnati, Ohio

Winton Woods

2013-14 UPDATE: Starting forward in 25 games ... Averaging 7.7 ppg on .459 pct shooting in 28.3 mpg ... Also averaging 5.5 rpg ... Of his 144 rebounds, 102 (71 percent) have come on the defensive end ... Team's leading rebounder 9 times ... 1.3 steals per game in all games is 10th in the SEC and 1.6 steals per game in SEC games is 6th ... 15 points, 3 assists and a career-high 5 steals against South Carolina; Was 5-7 from the floor and 5-7 at the line ... 11 points and 9 rebounds against Vanderbilt, shooting 5-10 from the floor ... 14 points and a team-high 4 assists against Mississippi State, the 5th time this year he has led the team in assists ... 9 points, 9 rebounds, 2 assists, 2 steals and a career-high 2 blocks at South Carolina ... 10 points, 7 rebounds against Georgia ... Was 6-7 at the free throw line against the Bulldogs, including 3-3 over the final 3:50 of the game ... Second double-double of the season at Mississippi State with 12 points and 10 rebounds ... 11 points and a team-high 6 rebounds against Florida ... 4 points, 4 rebounds at Tennessee ... Started and played the first 2 minutes against Missouri but did not play any more due to lingering effects of a hamstring injury suffered at Ole Miss ... Tied with Chris Griffin for the team high with 7 rebounds at Ole Miss ... Second career double-double with 16 points and a career-high 13 rebounds to go along with a career-high 5 assists against Florida A&M ... Achieved the double-double in the first half with 12 points and 11 boards ... 8 points, 5 rebounds a a career-high-tying 4 assists against Arkansas-Pine Bluff ... Team's leading rebounder with 7 boards in the win over Boston College ... 8 points and a team-high 7 rebounds against Clemson ... Was 7-11 from the line against Tennessee State en route to a season-high 13 points and a team-high 6 rebounds ... Also had a season-high 3 steals against Tennessee State ... Tied his career high with 10 rebounds against Murray State to go along with 7 points ... Pulled down 6 rebounds and had 2 steals against Jacksonville State ... Was 2 rebounds shy of a double, double against Northwestern State, scoring a season-high 10 points while also tying his career-high with 4 assists in 29 minutes ... Scored 4 points and had 2 rebounds in 21 minutes ... Averaged 2.0 ppg and 4.0 rpg during the exhibition season ... Came off the bench against Paine and scored 2 points and had 3 rebounds in 15 minutes ... Starting forward in win over Victory ... Pulled down 5 rebounds in 10 minutes.

SEASON/CAREER HIGHS

Points	
Season	16, vs. Florida A&M (1/4/14)
Career	17, vs. Florida State (1/2/13)
Rebounds	
Season	13, vs. Florida A&M (1/4/14)
Career	13, vs. Florida A&M (1/4/14)
Field Goals	
Season	7, vs. Florida A&M (1/4/14)
Career	7, 2x, vs. Florida A&M (1/4/14)
Field Goal Attempts	
Season	13, vs. Florida A&M (1/4/14)
Career	13, vs. Florida A&M (1/4/14)
Three-Point Field Goals	
Season	2, at Florida (2/19/14)
Career	2, 5x, at Florida (2/19/14)
Three-Point Attempts	
Season	3, 2x, at Florida (2/19/14)
Career	4, 5x, last at Georgia (1/30/13)
Free Throws	
Season	7, vs. Tennessee State (11/26/13)
Career	9, vs. Florida State (1/2/13)
Free Throws Attempted	
Season	11, vs. Tennessee State (11/26/13)
Career	13, vs. Florida State (1/2/13)
Assists	
Season	5, vs. Florida A&M (1/4/14)
Career	5, vs. Florida A&M (1/4/14)
Steals	
Season	3, 3x, vs. Alabama (1/30/14)
Career	4, 2x, vs. DePaul (11/30/12)
Blocked Shots	
Season	2, at South Carolina (2/5/14)
Career	2, at South Carolina (2/5/14)
Minutes Played	
Season	37, 2x, at Mississippi State (1/22/14)
Career	37, 3x, at Mississippi State (1/22/14)

2013-14 PAYNE GAME-BY-GAME

Opponent	Min	FG-A	Pct.	3PT-A	Pct.	FT-A	Pct.	O-D-T	PF	A	TO	BLK	ST	PTS	AVG
Victory#	*10	1-1	1.000	0-0	.000	0-2	.000	1-4-5	1	0	1	0	0	2	2.0
Paine#	15	1-2	.500	0-0	.000	0-0	.000	1-2-3	2	1	1	0	1	2	2.0
Nicholls	*21	1-3	.333	0-1	.000	2-4	.500	0-2-2	0	3	0	1	2	4	4.0
Northwestern St.	*29	5-10	.500	0-0	.000	0-0	.000	2-6-8	1	4	1	0	1	10	7.0
Jacksonville St.	*24	2-3	.667	0-1	.000	0-0	.000	1-5-6	3	1	2	0	2	4	6.0
Murray St.	*34	2-6	.333	0-2	.000	3-3	1.000	4-6-10	2	1	1	0	0	7	6.3
Tennessee St.	*37	3-5	.600	0-1	.000	7-11	.636	0-6-6	3	1	1	0	3	13	7.6
at Iowa St.	*23	1-5	.200	0-1	.000	2-2	1.000	1-2-3	0	2	1	1	0	4	7.0
vs. Illinois	24	1-6	.167	0-2	.000	1-1	1.000	3-1-4	1	1	0	0	0	3	6.4
Clemson	*32	2-6	.333	1-3	.333	3-4	.750	3-4-7	1	1	1	0	0	8	6.6
Boston College	*30	1-3	.333	0-0	.000	0-0	.000	0-7-7	3	2	1	0	0	2	6.1
Ark-Pine Bluff	*24	4-6	.667	0-1	.000	0-0	.000	3-2-5	2	4	1	1	0	8	6.3
Florida A&M	*31	7-13	.538	0-1	.000	2-3	.667	5-8-13	0	5	0	0	2	16	7.2
at Ole Miss*	*26	2-5	.400	0-0	.000	0-0	.000	2-5-7	0	1	0	0	2	4	6.9
Missouri*	*2	0-0	.000	0-0	.000	0-0	.000	0-0-0	0	0	0	0	0	0	6.4
at Tennessee*	*28	1-7	.143	1-2	.500	1-2	.500	1-3-4	2	2	1	0	2	4	6.2
Florida*	*33	3-8	.375	1-1	1.000	4-4	1.000	1-5-6	4	1	4	0	3	11	6.5
at Miss. St.*	*37	5-10	.500	0-1	.000	2-2	1.000	2-8-10	4	1	4	0	2	12	6.9
at Arkansas*	*33	4-6	.667	0-0	.000	1-2	.500	1-3-4	4	2	5	0	1	9	7.0
Alabama*	*35	4-8	.500	0-2	.000	0-1	.000	0-5-5	2	2	3	0	3	8	7.1
Georgia*	*36	2-6	.333	0-1	.000	6-7	.857	2-5-7	1	0	1	0	0	10	7.2
at S. Carolina*	*31	4-8	.500	1-1	1.000	0-1	.000	3-6-9	0	2	2	2	2	9	7.3
at LSU*	*14	0-1	.000	0-0	.000	0-0	.000	2-1-3	4	0	1	0	1	0	7.0
Kentucky*	*23	2-4	.500	0-0	.000	2-2	1.000	1-2-3	3	0	1	0	0	6	6.9
Miss. St.*	*36	4-7	.571	0-0	.000	6-6	1.000	0-1-1	2	4	5	0	2	14	7.2
at Florida*	*35	3-6	.500	2-3	.667	0-0	.000	0-1-1	5	1	3	0	0	8	7.3
Vanderbilt*	*21	5-10	.500	0-1	.000	1-1	1.000	5-4-9	4	0	2	0	1	11	7.4
S. Carolina*	*36	5-7	.714	0-1	.000	5-7	.714	0-4-4	1	3	2	0	5	15	7.7
at Alabama*															
Tennessee*															
at Texas A&M*															

MISCELLANEOUS

	2013-14	Career
Dunks	6	19
Double-Figure		
Scoring Games	8	24
Double-Figure		
Rebounding Games	3	4
Games With		
Double-Double	2	3
Games Led AU		
In Scoring	--	7
Games Led AU		
In Rebounding	8	22
Games Led AU		
In Assists	5	10

PAYNE'S CAREER STATS

Year	GP-GS	Min-Avg	FG-FGA	Pct	3FG-A	Pct	FT-FTA	Pct	Off-Def-Tot-Avg	PF	FO	Ast	TO	Blk	Stl	Pts	Avg
2010-11	31-18	675-21.8	56-166	.337	16-55	.291	45-66	.682	27-63-90-2.9	46	0	25	63	2	28	173	5.6
2011-12	20-12	380-19.0	31-75	.413	4-13	.308	20-29	.690	26-54-80-4.0	26	0	18	20	2	14	86	4.3
2012-13	32-30	865-27.0	93-209	.445	13-57	.228	47-69	.681	43-105-148-4.6	89	1	41	58	3	38	246	7.7
2013-14	26-25	735-28.3	73-159	.459	6-26	.231	48-63	.762	42-102-144-5.5	52	1	44	43	5	34	200	7.7
TOTAL	109-85	2655-24.4	253-609	.415	39-151	.258	160-227	.705	138-324-462-4.2	213	2	128	184	12	114	705	6.5

2013-14 AUBURN PLAYER BIOS



**Chris
Denson**

#3

6-2 • 181
Senior
Guard
Columbus, Ga.
Shaw

2013-14 UPDATE: Starting SG in 26 games ... Averaging 20.4 ppg on .483 shooting ... Became the 34th member of Auburn's 1,000-point club with a free throw at the 3:54 mark of the first half at South Carolina on Feb. 5 ... Is 25th on the school's scoring list with 1,148 points ... Also averaging 4.3 rpg, third on the team, and 2.4 apg, 2nd on the team ... SEC leader and 19th nationally in scoring ... 9th in the SEC in field goal percentage ... Team's leading scorer in 18 games ... 21.4 ppg in SEC play is 2nd ... Has scored in double figures in 27 of his last 29 games played going back to last season ... Scored 25-or-more points in four straight games (Feb. 5-15) and was the first AU player to do that since Keenan Carpenter did it in 5 straight in 1988-89 ... 161 made free throws and 244 free throw attempts both lead the team ... Made free throws are 34 percent of the team's makes and attempts are 37 percent ... 30 percent of his points (161 of 530) have come at the free throw line ... 530 points are the most by an Auburn player through the first 26 games of a season since Wesley Person (579 pts, 22.3 ppg) and Aaron Swinson (552 pts, 21.2 ppg) in 1993-94 ... 530 points are most by any Auburn player since Marquis Daniels finished the 2002-03 season with 625 ... 22 points on 8-11 shooting (73 pct) vs. South Carolina ... 30 points against Mississippi State, his second 30-point game of the year ... Scored 26 of team's 56 points against Kentucky ... Game-high 29 points and 6 rebounds at LSU ... Scored 19 of his points in the first half when he was 9-12 from the floor ... 25 points at South Carolina, teaming with KT Harrell to score 50 of the team's 79 points ... Career-high 32 points against Alabama, scoring 26 in the second half ... Was 11-for-14 at the free throw line against the Crimson Tide ... Game-high 18 points at Arkansas, hitting 12-of-17 free throws ... The 17 free throw attempts were the most by an AU player since Chris Porter attempted 20 (14 made) against Navy on Dec. 19, 1998 ... Game-high 21 points against Florida, his second straight 20-point game and his third (out of four) in SEC games ... His alley oop dunk from Tahj Shamsid-Deen was in the SportsCenter Top 10 (Jan. 18) ... Game-high 24 points at Tennessee, his 6th 20-point game of the year ... Game-high 28 points at Ole Miss, his 5th 20-point game of the season ... CollegeHoopsDaily.com All-SEC Team (non-conference season) ... Scored 19 points, 17 in the second half, against Florida A&M, finishing 8-13 from the floor, along with 6 rebounds ... 17 points, which included 7-10 at the line, against Arkansas-Pine Bluff ... Went for 15 points against Boston College, including 6-for-8 from the free throw line ... Scored a game-high 19 points and dished out a team-best 3 assists against Clemson ... Led the team in points (27) and rebounds (8) at Iowa State, hitting 11-13 at the free throw line and 8-17 from the floor ... CollegeHoopsDaily.com SEC shooting guard of the month in November as he averaged 20.8 ppg and 5.6 rpg as Auburn went 4-1 ... Scored a team-high 17 points, all in the second half, against Tennessee State, which included going 9-10 at the free throw line ... Scored a game-high 23 points against Murray State, scoring 19 points in the second half ... Game-high 15 points against Jacksonville State ... Scored a career-high 29 points on 12-18 shooting against Northwestern State ... Scored 20 in the first half on 8-12 shooting, becoming the first Auburn player to score 20 points in a half since Frankie Sullivan scored 23 in the second half at Arkansas on January 16, 2013 ... Scored 20 points to combine with KT Harrell for 41 of Auburn's 76 points ... Hit a career-high 11 free throws on a career-high 14 free throw attempts.

SEASON/CAREER HIGHS

Points	
Season	32, vs. Alabama (1/30/14)
Career	32, vs. Alabama (1/30/14)
Rebounds	
Season	9, vs. Northwestern State (11/15/13)
Career	9, 2x, vs. Northwestern St (11/15/13)
Field Goals	
Season	12, vs. Northwestern State (11/15/13)
Career	18, vs. Northwestern State (11/15/13)
Field Goal Attempts	
Season	25, at Ole Miss (1/9/14)
Career	25, at Ole Miss (1/9/14)
Three-Point Field Goals	
Season	3, 2x, at South Carolina (2/5/14)
Career	3, 3x, at South Carolina (2/5/14)
Three-Point Attempts	
Season	9, at Ole Miss (1/9/14)
Career	9, at Ole Miss (1/9/14)
Free Throws	
Season	12, at Arkansas (1/25/14)
Career	12, at Arkansas (1/25/14)
Free Throws Attempted	
Season	17, at Arkansas (1/25/14)
Career	17, at Arkansas (1/25/14)
Assists	
Season	5, 2x, at Florida (2/19/14)
Career	5, 5x, at Florida (2/19/14)
Steals	
Season	3, 2x, at LSU (2/8/14)
Career	4, at Ole Miss (2/15/11)
Blocked Shots	
Season	1, 3x, vs. Kentucky (2/12/14)
Career	1, 10x, vs. Kentucky (2/12/14)
Minutes Played	
Season	38, vs. Boston College (12/22/13)
Career	38, 2x, vs. Boston College (12/22/13)

2013-14 DENSON GAME-BY-GAME

Opponent	Min	FG-A	Pct.	3PT-A	Pct.	FT-A	Pct.	O-D-T	PF	A	TO	BLK	ST	PTS	AVG
Victory#	*26	9-15	.600	2-5	.400	1-3	.333	1-6-7	1	4	1	0	0	21	21.0
Paine#	*32	8-10	.800	2-3	.667	6-7	.857	1-2-3	1	4	2	0	4	24	22.5
Nicholls	*29	4-8	.500	1-2	.500	11-14	.786	1-3-4	0	3	2	0	0	20	20.0
Northwestern St.	*37	12-18	.667	2-5	.400	3-7	.429	2-7-9	4	5	1	1	0	29	24.5
Jacksonville St.	*29	5-11	.455	0-0	.000	5-8	.625	2-4-6	0	2	0	0	3	15	21.3
Murray St.	*35	7-13	.538	0-2	.000	9-15	.600	2-3-5	2	3	0	0	2	23	21.8
Tennessee St.	*24	4-9	.444	0-1	.000	9-10	.900	2-2-4	2	1	1	0	0	17	20.8
at Iowa St.	*33	8-17	.471	0-3	.000	11-13	.846	1-7-8	1	1	1	0	1	27	21.8
vs. Illinois	*29	3-7	.429	0-2	.000	2-5	.400	2-3-5	3	4	2	0	2	8	19.9
Clemson	*33	9-16	.563	0-3	.000	1-5	.200	0-4-4	3	3	1	0	1	19	19.8
Boston College	*38	4-14	.286	1-6	.167	6-8	.750	0-4-4	1	4	1	0	2	15	19.2
Ark-Pine Bluff	*26	5-9	.556	0-2	.000	7-10	.700	1-4-5	1	4	4	0	1	17	19.0
Florida A&M	*18	8-13	.615	1-2	.500	2-6	.333	2-4-6	3	2	1	0	1	19	19.0
at Ole Miss*	*35	10-25	.400	3-9	.333	5-10	.500	1-4-5	3	0	5	0	1	28	19.8
Missouri*	*28	4-10	.400	0-2	.000	3-10	.300	1-1-2	2	2	1	0	0	11	19.1
at Tennessee*	*36	10-18	.556	0-1	.000	4-7	.571	0-3-3	2	1	3	1	0	24	19.4
Florida*	*36	8-18	.444	2-5	.400	3-7	.429	1-1-2	2	1	3	0	1	21	19.5
at Miss. St.*	*31	3-9	.333	1-5	.200	2-2	1.000	0-2-2	2	2	2	0	1	9	18.9
at Arkansas*	*36	3-15	.200	0-2	.000	12-17	.706	0-2-2	3	4	3	0	1	18	18.8
Alabama*	*34	10-16	.625	1-2	.500	11-14	.786	2-5-7	3	1	2	0	0	32	19.6
Georgia*	*36	5-9	.556	1-2	.500	7-9	.778	0-2-2	2	3	4	0	1	18	19.5
at S. Carolina*	*36	8-12	.667	3-4	.750	6-9	.667	0-3-3	4	2	4	0	0	25	19.8
at LSU*	*32	11-23	.478	1-4	.250	6-10	.600	4-2-6	1	2	1	0	3	29	20.2
Kentucky*	*35	8-18	.444	1-3	.333	9-11	.818	0-1-1	4	1	2	1	2	26	20.5
Miss. St.*	*26	10-17	.588	0-0	.000	10-11	.909	4-3-7	2	1	0	0	1	30	20.9
at Florida*	*36	5-11	.455	0-1	.000	5-8	.625	0-3-3	3	5	0	0	1	15	20.6
Vanderbilt*	*34	3-15	.200	0-3	.000	7-9	.778	2-4-6	2	3	1	0	2	13	20.3
S. Carolina*	*36	8-11	.727	1-4	.250	5-9	.556	1-1-2	2	2	3	0	2	22	20.4
at Alabama*															
Tennessee*															
at Texas A&M*															

MISCELLANEOUS

	2013-14	Career
Dunks	12	24
Double-Figure		
Scoring Games	24	57
Double-Figure		
Rebounding Games	--	--
Games With		
Double-Double	--	--
Games Led AU		
In Scoring	18	32
Games Led AU		
In Rebounding	1	2
Games Led AU		
In Assists	10	14

DENSON'S CAREER STATS

Year	GP-GS	Min-Avg	FG-FGA	Pct	3FG-A	Pct	FT-FTA	Pct	Off-Def-Tot-Avg	PF	FO	Ast	TO	Blk	Stl	Pts	Avg
2010-11	20-3	367-18.4	43-102	.422	4-25	.160	28-48	.583	15-17-32-1.6	30	0	20	12	1	17	118	5.9
2011-12	30-8	670-22.3	90-194	.464	14-38	.368	68-107	.636	22-32-54-1.8	44	0	34	41	3	16	262	8.7
2012-13	20-9	498-24.9	81-171	.474	7-25	.280	69-104	.663	14-45-59-3.0	33	0	31	22	3	19	238	11.9
2013-14	26-26	838-32.2	175-362	.483	19-75	.253	161-244	.660	31-82-113-4.3	57	0	62	48	3	29	530	20.4
TOTAL	96-46	2373-24.7	389-829	.469	44-163	.270	326-503	.648	82-176-258-2.7	164	0	147	123	10	81	1148	12.0

2013-14 AUBURN PLAYER BIOS

2013-14 UPDATE: Has played in 3 games ... Played the final minute at home against South Carolina ... Played the final minute against Arkansas-Pine Bluff ... Saw his first action of the season against Jacksonville State, playing the final minute and committing a foul ... Came off the bench to play a total of 3 minutes in the exhibition season ... Played the final 2 minutes against Paine ... Played the final minute against Victory ... Walked on prior to the season starting.

**Devin
Waddell**

#4

6-6 • 209
Sophomore
Forward/Guard
Summerfield, N.C.
Hargrave Military Acad.

SEASON/CAREER HIGHS

Points	
Season	--
Career	--
Rebounds	
Season	--
Career	--
Field Goals	
Season	--
Career	--
Field Goal Attempts	
Season	--
Career	--
Three-Point Field Goals	
Season	--
Career	--
Three-Point Attempts	
Season	--
Career	--
Free Throws	
Season	--
Career	--
Free Throws Attempted	
Season	--
Career	--
Assists	
Season	--
Career	--
Steals	
Season	--
Career	--
Blocked Shots	
Season	--
Career	--
Minutes Played	
Season	1, 2x, vs. Ark.-Pine Bluff (12/30/13)
Career	1, 2x, vs. Ark.-Pine Bluff (12/30/13)

2013-14 WADDELL GAME-BY-GAME

Opponent	Min	FG-A	Pct.	3PT-A	Pct.	FT-A	Pct.	O-D-T	PF	A	TO	BLK	ST	PTS	AVG
Victory#	1	0-0	.000	0-0	.000	0-0	.000	0-0-0	0	0	0	0	0	0	0.0
Paine#	2	0-0	.000	0-0	.000	0-0	.000	0-0-0	0	0	0	0	0	0	0.0
Nicholls					DNP										
Northwestern St.					DNP										
Jacksonville St.	1	0-0	.000	0-0	.000	0-0	.000	0-0-0	1	0	0	0	0	0	0.0
Murray St.					DNP										
Tennessee St.					DNP										
at Iowa St.					DNP										
vs. Illinois					DNP										
Clemson					DNP										
Boston College					DNP										
Ark-Pine Bluff	1	0-0	.000	0-0	.000	0-0	.000	0-0-0	0	0	0	0	0	0	0.0
Florida A&M					DNP										
at Ole Miss*					DNP										
Missouri*					DNP										
at Tennessee*					DNP										
Florida*					DNP										
at Miss. St.*					DNP										
at Arkansas*					DNP										
Alabama*					DNP										
Georgia*					DNP										
at S. Carolina*					DNP										
at LSU*					DNP										
Kentucky*					DNP										
Miss. St.*					DNP										
at Florida*					DNP										
Vanderbilt*					DNP										
S. Carolina*	1	0-0	.000	0-0	.000	0-0	.000	0-0-0	0	0	0	0	0	0	0.0
at Alabama*															
Tennessee*															
at Texas A&M*															

MISCELLANEOUS

	2013-14	Career
Dunks	--	--
Double-Figure		
Scoring Games	--	--
Double-Figure		
Rebounding Games	--	--
Games With		
Double-Double	--	--
Games Led AU		
In Scoring	--	--
Games Led AU		
In Rebounding	--	--
Games Led AU		
In Assists	--	--

WADDELL'S CAREER STATS

Year	GP-GS	Min-Avg	FG-FGA	Pct	3FG-A	Pct	FT-FTA	Pct	Off-Def-Tot-Avg	PF	FO	Ast	TO	Blk	Stl	Pts	Avg
2013-14	3-0	3-1.0	0-0	.000	0-0	.000	0-0	.000	0-0-0-0.0	1	0	0	0	0	0	0	0.0
Totals	3-0	3-1.0	0-0	.000	0-0	.000	0-0	.000	0-0-0-0.0	1	0	0	0	0	0	0	0.0

2013-14 AUBURN PLAYER BIOS



**Dion
Wade**

#11

6-5 • 170

Freshman

Guard

Antwerp, Belgium

Findlay Prep

2013-14 UPDATE: Has come off the bench in 26 games to average 3.2 ppg and 1.4 rpg in 10.8 mpg ... Shooting .338 pct (26-77) from the floor and .313 pct (20-64) from 3-point range ... 77 percent (20-26) of his makes have come from 3-point range ... 3-point percentage is 13th in the SEC for freshman with at least 10 attempts ... 9 points, 4 rebounds a a career-high-tying 3 blocks and a career-high 3 steals in 15 minutes vs. South Carolina ... 6 points on 2-6 shooting at LSU, hitting a pair of 3s ... Career-high 3 blocks against Missouri ... Career-high 4 assists at Ole Miss to go along with 6 points on 2-3 shooting, all from 3-point range ... Had a career night against Arkansas-Pine Bluff, scoring 15 points, going 4-5 from the field and 4-4 from 3-point range ... Also had 2 steals and 2 assists in 18 minutes ... Hit back-to-back 3-pointers in a 29-second span of the second half of the Jacksonville State game en route to a 9-point night in a season-high 17 minutes ... Played 16 minutes off the bench in the season-opener against Nicholls ... Pulled down 6 rebounds, 4 at the defensive end ... Averaged 5.5 ppg and 4.0 rpg during the exhibition season ... Came off the bench to score 3 points and record 2 steals in the win over Paine ... Came off the bench to score 8 points and pull down 6 rebounds in the exhibition win over Victory ... All 6 boards were on the defensive end ... Hit a half-court 3 at the end of the first half.

SEASON/CAREER HIGHS

Points	
Season	15, vs. Ark.-Pine Bluff (12/30/13)
Career	15, vs. Ark.-Pine Bluff (12/30/13)
Rebounds	
Season	6, vs. Nicholls (11/8/13)
Career	6, vs. Nicholls (11/8/13)
Field Goals	
Season	4, vs. Ark.-Pine Bluff (12/30/13)
Career	4, vs. Ark.-Pine Bluff (12/30/13)
Field Goal Attempts	
Season	9, vs. South Carolina (2/26/14)
Career	9, vs. South Carolina (2/26/14)
Three-Point Field Goals	
Season	4, vs. Ark.-Pine Bluff (12/30/13)
Career	4, vs. Ark.-Pine Bluff (12/30/13)
Three-Point Attempts	
Season	9, vs. South Carolina (2/26/14)
Career	9, vs. South Carolina (2/26/14)
Free Throws	
Season	3, vs. Ark.-Pine Bluff (12/30/13)
Career	3, vs. Ark.-Pine Bluff (12/30/13)
Free Throws Attempted	
Season	4, vs. Ark.-Pine Bluff (12/30/13)
Career	4, vs. Ark.-Pine Bluff (12/30/13)
Assists	
Season	4, at Ole Miss (1/9/14)
Career	4, at Ole Miss (1/9/14)
Steals	
Season	3, vs. South Carolina (2/26/14)
Career	3, vs. South Carolina (2/26/14)
Blocked Shots	
Season	3, 2x, vs. South Carolina (2/26/14)
Career	3, 2x, vs. South Carolina (2/26/14)
Minutes Played	
Season	18, vs. Ark.-Pine Bluff (12/30/13)
Career	18, vs. Ark.-Pine Bluff (12/30/13)

2013-14 WADE GAME-BY-GAME

Opponent	Min	FG-A	Pct.	3PT-A	Pct.	FT-A	Pct.	O-D-T	PF	A	TO	BLK	ST	PTS	AVG
Victory#	18	3-5	.600	2-4	.500	0-0	.000	0-6-6	2	1	1	1	0	8	8.0
Paine#	17	1-3	.333	1-3	.333	0-0	.000	0-2-2	1	1	1	0	2	3	5.5
Nicholls	16	2-6	.333	1-5	.200	0-0	.000	2-4-6	4	1	0	0	0	5	5.0
Northwestern St.	6	0-1	.000	0-1	.000	0-0	.000	1-0-1	1	0	1	0	0	0	2.5
Jacksonville St.	17	3-5	.600	2-4	.500	1-1	1.000	1-0-1	1	2	0	0	0	9	4.7
Murray St.	8	1-1	1.000	1-1	1.000	0-0	.000	0-0-0	1	1	0	0	0	3	4.3
Tennessee St.	16	1-7	.143	0-4	.000	0-0	.000	1-0-1	2	2	0	0	1	2	3.8
at Iowa St.	12	1-4	.250	1-4	.250	0-0	.000	0-2-2	5	0	1	0	1	3	3.7
vs. Illinois	7	0-1	.000	0-0	.000	0-0	.000	0-1-1	1	1	0	0	0	0	3.1
Clemson	5	0-0	.000	0-0	.000	1-3	.333	1-2-3	0	0	0	0	0	1	2.9
Boston College	3	1-1	1.000	1-1	1.000	0-0	.000	0-0-0	0	0	0	0	0	3	2.9
Ark-Pine Bluff	18	4-5	.800	4-4	1.000	3-4	.750	0-2-2	2	2	1	0	2	15	4.1
Florida A&M	17	0-1	.000	0-1	.000	0-0	.000	0-1-1	4	0	1	0	1	0	3.7
at Ole Miss*	13	2-3	.667	2-3	.667	0-0	.000	0-1-1	0	4	0	1	2	6	3.9
Missouri*	14	0-2	.000	0-2	.000	2-3	.667	1-1-2	3	0	1	3	1	2	3.8
at Tennessee*	13	1-2	.500	0-1	.000	0-0	.000	0-2-2	3	0	0	0	1	2	3.6
Florida*	5	0-0	.000	0-0	.000	0-0	.000	0-0-0	1	0	1	0	0	0	3.4
at Miss. St.*	8	0-2	.000	0-2	.000	0-0	.000	0-0-0	2	0	0	0	0	0	3.2
at Arkansas*	9	1-5	.200	1-4	.250	1-3	.333	1-1-2	1	0	1	0	1	4	3.2
Alabama*	9	1-4	.250	0-2	.000	0-0	.000	1-0-1	2	0	0	1	0	2	3.2
Georgia*	14	1-2	.500	1-2	.500	2-2	1.000	0-2-2	1	0	0	0	0	5	3.3
at S. Carolina*	9	0-2	.000	0-2	.000	0-0	.000	0-0-0	0	1	0	0	0	0	3.1
at LSU*	14	2-6	.333	2-5	.400	0-0	.000	0-1-1	2	0	0	0	0	6	3.2
Kentucky*	11	0-1	.000	0-1	.000	0-0	.000	0-1-1	4	0	1	0	0	0	3.1
Miss. St.*	7	1-2	.500	0-1	.000	0-0	.000	0-0-0	5	0	0	0	2	2	3.0
at Florida*	4	1-2	.500	1-2	.500	0-0	.000	0-0-0	1	0	0	0	0	3	3.0
Vanderbilt*	12	0-3	.000	0-3	.000	0-0	.000	0-2-2	1	0	0	0	2	0	2.9
S. Carolina*	15	3-9	.333	3-9	.333	0-0	.000	0-4-4	1	1	0	3	3	9	3.2
at Alabama*															
Tennessee*															
at Texas A&M*															

MISCELLANEOUS

	2013-14	Career
Dunks	--	--
Double-Figure		
Scoring Games	1	1
Double-Figure		
Rebounding Games	--	--
Games With		
Double-Double	--	--
Games Led AU		
In Scoring	--	--
Games Led AU		
In Rebounding	1	1
Games Led AU		
In Assists	1	1

WADE'S CAREER STATS

Year	GP-GS	Min-Avg	FG-FGA	Pct	3FG-A	Pct	FT-FTA	Pct	Off-Def-Tot-Avg	PF	FO	Ast	TO	Blk	Stl	Pts	Avg
2013-14	26-0	282-10.8	26-77	.338	20-64	.313	10-16	.625	9-27-36-1.4	48	2	15	8	8	17	82	3.2
TOTALS	26-0	282-10.8	26-77	.338	20-64	.313	10-16	.625	9-27-36-1.4	48	2	15	8	8	17	82	3.2

2013-14 AUBURN PLAYER BIOS



**Tahj
Shamsid-Deen**

#13

5-10 • 163
Freshman
Point Guard
Decatur, Ga.
Columbia

2013-14 UPDATE: Starting PG in all 26 games ... Averaging 9.8 ppg on .438 pct shooting in 29.2 mpg ... Averaging 2.92 apg, 4th among SEC freshmen ... Has scored in double digits in 10 of the last 14 games (Jan. 11-Feb. 26), averaging 11.4 ppg in that span, raising his ppg mark from 7.8 to 9.8 ... 50 assists and 17 turnovers in the last 17 games (Dec. 30-Feb. 26) and 9 assists vs. 0 turnovers in last 2 games (Feb. 22-26) ... 9.8 ppg is 10th among SEC freshman, .438 field goal percentage is 8th among freshmen with at least 100 field goal attempts, .337 3-point percentage 3rd (min. 50 attempts), .768 free throw percentage is 7th (min. 10 attempts) and 0.81 steals per game 11th ... 14 points on 4-5 shooting (3-3 3-pointers) against South Carolina, dishing out 4 assists against 0 turnovers ... 7 points and 5 assists against Vanderbilt, marking just the second time and first since the second game of the SEC season, he has had at least 5 assists in SEC play ... Tied his career-high with 17 points at Florida, hitting 5-8 3-point attempts ... Had 14 first-half points against the Gators ... 10 points against Mississippi State ... 9 points and a career-high 6 rebounds against Kentucky ... 16 points on 6-15 shooting at LSU, with the 6 made field goals a career-high ... 12 points on a career-high-tying 5 field goals at South Carolina ... Career-high 17 points at Mississippi State, including 6-7 from the free throw line ... 6 points, 3 assists, 0 turnovers against Florida ... Lobbed the alley oop to Chris Denson that was a SportsCenter Top 10 play (Jan. 18) ... 10 points on 4-8 shooting, including 2-4 from 3, at Tennessee ... 13 points and a game-high 6 assists against Missouri ... Had a career-high 8 assists against 0 turnovers against Arkansas-Pine Bluff ... Scored 14 points on 5-for-7 shooting against Boston College, tying his career-high for made field goals ... 5 points and a career-high 4 rebounds against Clemson ... Scored 13 points, all in the second half, against Illinois, going 4-for-8 from the floor and 3-for-6 from 3 ... Had a career-high 16 points against Tennessee State, scoring 14 in the first half ... Had a then- career-high 11 points against Murray State, which included a pair of 3-pointers ... Had 9 points and 4 assists against Northwestern State ... Became the first Auburn freshman to start a season-opener since Earnest Ross in 2009-10 and the first freshman to start the season-opener at the point since Quantez Robertson in 2005-06 when he got the nod against Nicholls ... Finished the game with 5 points and a team-high 4 assists against Nicholls ... Starting poing guard in both exhibition wins ... Averaged 13.5 ppg and 5.5 apg during the exhibition season ... Scored 11 points and dished out 7 assists against Paine ... Also had two steals ... Finished with 16 points on 6-of-8 shooting (4-for-5 from 3-point range) and also had four assists against Victory.

SEASON/CAREER HIGHS

Points	
Season	17, 2x, at Florida (2/19/14)
Career	17, 2x, at Florida (2/19/14)
Rebounds	
Season	6, vs. Kentucky (2/12/14)
Career	6, vs. Kentucky (2/12/14)
Field Goals	
Season	6, 2x, at Florida (2/19/14)
Career	6, 2x, at Florida (2/19/14)
Field Goal Attempts	
Season	15, at LSU (2/8/14)
Career	15, at LSU (2/8/14)
Three-Point Field Goals	
Season	5, at Florida (2/19/14)
Career	5, at Florida (2/19/14)
Three-Point Attempts	
Season	8, at Florida (2/19/14)
Career	8, at Florida (2/19/14)
Free Throws	
Season	6, at Mississippi State (1/22/14)
Career	6, at Mississippi State (1/22/14)
Free Throws Attempted	
Season	7, at Mississippi State (1/22/14)
Career	7, at Mississippi State (1/22/14)
Assists	
Season	8, vs. Ark.-Pine Bluff (12/30/13)
Career	8, vs. Ark.-Pine Bluff (12/30/13)
Steals	
Season	3, vs. Ark.-Pine Bluff (12/30/13)
Career	3, vs. Ark.-Pine Bluff (12/30/13)
Blocked Shots	
Season	1, 2x, vs. Ark.-Pine Bluff (12/30/13)
Career	1, 2x, vs. Ark.-Pine Bluff (12/30/13)
Minutes Played	
Season	38, at Arkansas (1/25/14)
Career	38, at Arkansas (1/25/14)

2013-14 SHAMSID-DEEN GAME-BY-GAME

Opponent	Min	FG-A	Pct.	3PT-A	Pct.	FT-A	Pct.	O-D-T	PF	A	TO	BLK	ST	PTS	AVG
Victory#	*16	6-8	.750	4-5	.800	0-0	.000	2-0-2	2	4	0	0	0	16	16.0
Paine#	*23	4-8	.500	2-5	.400	1-1	1.000	0-1-1	3	7	1	0	2	11	13.5
Nicholls	*23	2-4	.500	0-1	.000	1-2	.500	0-1-1	3	4	1	0	1	5	5.0
Northwestern St.	*25	4-12	.333	1-6	.167	0-2	.000	1-1-2	1	4	2	0	0	9	7.0
Jacksonville St.	*24	2-7	.286	0-1	.000	0-0	.000	1-0-1	3	4	2	0	1	4	6.0
Murray St.	*30	3-8	.375	2-5	.400	3-4	.750	0-0-0	2	2	1	0	1	11	7.3
Tennessee St.	*31	5-13	.385	1-4	.250	5-5	1.000	1-1-2	3	3	2	0	0	16	9.0
at Iowa St.	*27	2-9	.222	2-6	.333	0-0	.000	0-0-0	2	2	2	1	0	6	8.5
vs. Illinois	*32	4-8	.500	3-6	.500	2-2	1.000	0-0-0	1	4	3	0	1	13	9.1
Clemson	*24	2-5	.400	1-2	.500	0-0	.000	0-4-4	4	2	2	0	0	5	8.6
Boston College	*31	5-7	.714	2-3	.667	2-3	.667	0-1-1	3	1	2	0	1	14	9.2
Ark-Pine Bluff	*26	4-6	.667	1-3	.333	0-0	.000	0-2-2	0	8	0	1	3	9	9.2
Florida A&M	*22	0-2	.000	0-1	.000	0-0	.000	1-1-2	2	3	0	0	1	0	8.4
at Ole Miss*	*17	1-3	.333	0-1	.000	0-0	.000	0-3-3	5	2	0	0	0	2	7.8
Missouri*	*35	4-10	.400	3-7	.429	2-2	1.000	0-1-1	3	6	2	0	2	13	8.2
at Tennessee*	*33	4-8	.500	2-4	.500	0-1	.000	0-0-0	4	2	1	0	1	10	8.4
Florida*	*29	3-3	1.000	0-0	.000	0-0	.000	0-0-0	5	3	0	0	0	6	8.2
at Miss. St.*	*29	5-9	.556	1-4	.250	6-7	.857	0-0-0	4	2	1	0	0	17	8.8
at Arkansas*	*38	5-11	.455	1-6	.167	1-1	1.000	0-1-1	3	1	2	0	0	12	8.9
Alabama*	*31	0-2	.000	0-2	.000	5-5	1.000	0-0-0	1	1	1	0	2	5	8.7
Georgia*	*31	3-5	.600	2-4	.500	4-6	.667	0-2-2	2	4	2	0	2	12	8.9
at S. Carolina*	*36	5-9	.556	0-3	.000	2-2	1.000	2-2-4	2	3	2	0	1	12	9.1
at LSU*	*35	6-15	.400	1-6	.167	3-4	.750	0-1-1	5	2	1	0	2	16	9.4
Kentucky*	*35	3-10	.300	1-4	.250	2-2	1.000	1-5-6	4	1	0	0	0	9	9.4
Miss. St.*	*32	3-9	.333	2-7	.286	2-4	.500	0-1-1	5	2	4	0	0	10	9.4
at Florida*	*31	6-11	.545	5-8	.625	0-0	.000	0-1-1	2	1	1	0	1	17	9.7
Vanderbilt*	*34	3-10	.300	1-7	.143	0-0	.000	1-1-2	3	5	0	0	1	7	9.6
S. Carolina*	*17	4-5	.800	3-3	1.000	3-4	.750	0-1-1	4	4	0	0	0	14	9.8
at Alabama*															
Tennessee*															
at Texas A&M*															

MISCELLANEOUS

	2013-14	Career
Dunks	--	--
Double-Figure		
Scoring Games	14	14
Double-Figure		
Rebounding Games	--	--
Games With		
Double-Double	--	--
Games Led AU		
In Scoring	1	1
Games Led AU		
In Rebounding	--	--
Games Led AU		
In Assists	15	15

SHAMSID-DEEN'S CAREER STATS

Year	GP-GS	Min-Avg	FG-FGA	Pct	3FG-A	Pct	FT-FTA	Pct	Off-Def-Tot-Avg	PF	FO	Ast	TO	Blk	Stl	Pts	Avg
2013-14	26-26	758-29.2	88-201	.438	35-104	.337	43-56	.768	8-30-38-1.5	76	4	76	34	2	21	254	9.8
TOTALS	26-26	758-29.2	88-201	.438	35-104	.337	43-56	.768	8-30-38-1.5	76	4	76	34	2	21	254	9.8

2013-14 AUBURN PLAYER BIOS



**Alex
Thompson**

#20

6-8 • 204
Freshman
Forward
Dothan, Ala.
Houston Academy

2013-14 UPDATE: Has played in 19 games, including each of the last 14 (Jan. 11-Feb. 26) ... Averaging 1.2 ppg and 1.4 rpg in 7.9 mpg ... 12 of his 24 FGA (50 percent) have been from 3-point range ... Awarded a scholarship prior to the game at Tennessee ... 4 rebounds and a career-high 2 assists against Mississippi State ... Career-high 5 rebounds against Kentucky ... 5 points on 2-6 shooting at LSU while also grabbing a career-high-tying 4 rebounds ... Career-best 3 steals at South Carolina ... Career-high 2 assists at Mississippi State ... Career game against Missouri, coming off the bench to score 8 points on 3-4 shooting (2-3 3pt), 2 rebounds and a steal in 22 mins ... First career made FG was a 3-pointer that gave Auburn a 21-19 lead with 7:10 to go in the first half against Missouri ... Scoreless in 8 minutes against Arkansas-Pine Bluff, grabbing a rebound ... Scoreless in 8 minutes at Iowa State, grabbing a rebound ... Saw his first action of the season against Jacksonville State, scoring 1 point in 9 minutes ... Came off the bench to pull down 3 rebounds in nine minutes of the exhibition win over Victory.

SEASON/CAREER HIGHS

Points	
Season	8, vs. Missouri (1/11/14)
Career	8, vs. Missouri (1/11/14)
Rebounds	
Season	5, vs. Kentucky (2/12/14)
Career	5, vs. Kentucky (2/12/14)
Field Goals	
Season	3, vs. Missouri (1/11/14)
Career	3, vs. Missouri (1/11/14)
Field Goal Attempts	
Season	6, at LSU (2/8/14)
Career	6, at LSU (2/8/14)
Three-Point Field Goals	
Season	2, vs. Missouri (1/11/14)
Career	2, vs. Missouri (1/11/14)
Three-Point Attempts	
Season	3, vs. Missouri (1/11/14)
Career	3, vs. Missouri (1/11/14)
Free Throws	
Season	1, 2x, vs. Alabama (1/30/14)
Career	1, 2x, vs. Alabama (1/30/14)
Free Throws Attempted	
Season	2, 3x, vs. Alabama (1/30/14)
Career	2, 3x, vs. Alabama (1/30/14)
Assists	
Season	2, at Mississippi State (1/22/14)
Career	2, at Mississippi State (1/22/14)
Steals	
Season	3, at South Carolina (2/5/14)
Career	3, at South Carolina (2/5/14)
Blocked Shots	
Season	1, at LSU (2/8/14)
Career	1, at LSU (2/8/14)
Minutes Played	
Season	22, vs. Missouri (1/11/14)
Career	22, vs. Missouri (1/11/14)

2013-14 THOMPSON GAME-BY-GAME

Opponent	Min	FG-A	Pct.	3PT-A	Pct.	FT-A	Pct.	O-D-T	PF	A	TO	BLK	ST	PTS	AVG
Victory#	9	0-1	.000	0-1	.000	0-0	.000	0-3-3	2	0	2	0	0	0	0.0
Paine#					DNP										
Nicholls					DNP										
Northwestern St.					DNP										
Jacksonville St.	9	0-1	.000	0-1	.000	1-2	.500	2-2-4	1	1	0	0	0	1	1.0
Murray St.					DNP										
Tennessee St.					DNP										
at Iowa St.	8	0-1	.000	0-1	.000	0-0	.000	0-1-1	0	0	0	0	0	0	0.5
vs. Illinois	6	0-1	.000	0-1	.000	0-0	.000	0-0-0	2	0	0	0	0	0	0.3
Clemson					DNP										
Boston College					DNP										
Ark-Pine Bluff	8	0-1	.000	0-0	.000	0-2	.000	0-1-1	1	0	2	0	0	0	0.3
Florida A&M	5	0-0	.000	0-0	.000	0-0	.000	0-0-0	0	0	0	0	0	0	0.2
at Ole Miss*					DNP										
Missouri*	22	3-4	.750	2-3	.667	0-0	.000	0-2-2	4	0	0	0	1	8	1.5
at Tennessee*	10	1-2	.500	1-1	1.000	0-0	.000	0-2-2	0	0	1	0	0	3	1.7
Florida*	8	1-1	1.000	0-0	.000	0-0	.000	1-1-2	1	0	1	0	0	2	1.8
at Miss. St.*	6	0-1	.000	0-1	.000	0-0	.000	0-0-0	1	2	0	0	0	0	1.6
at Arkansas*	4	0-0	.000	0-0	.000	0-1	.000	0-1-1	1	0	0	0	0	0	1.4
Alabama*	3	0-0	.000	0-0	.000	1-2	.500	0-0-0	1	0	1	0	0	1	1.4
Georgia*	5	0-1	.000	0-0	.000	0-0	.000	0-0-0	1	0	1	0	1	0	1.3
at S. Carolina*	9	0-1	.000	0-0	.000	0-0	.000	0-1-1	1	0	1	0	3	0	1.2
at LSU*	12	2-6	.333	1-2	.500	0-0	.000	2-2-4	0	0	1	1	1	5	1.4
Kentucky*	15	1-3	.333	0-1	.000	0-0	.000	2-3-5	2	0	0	0	0	2	1.5
Miss. St.*	12	0-1	.000	0-1	.000	0-0	.000	0-4-4	2	1	0	0	1	0	1.4
at Florida*	3	0-0	.000	0-0	.000	0-0	.000	0-0-0	2	0	0	0	0	0	1.3
Vanderbilt*	4	0-0	.000	0-0	.000	0-0	.000	0-0-0	1	0	0	0	0	0	1.2
S. Carolina*	2	0-0	.000	0-0	.000	0-1	.000	0-0-0	0	0	0	0	0	0	1.2
at Alabama*															
Tennessee*															
at Texas A&M*															

MISCELLANEOUS

	2013-14	Career
Dunks	--	--
Double-Figure		
Scoring Games	--	--
Double-Figure		
Rebounding Games	--	--
Games With		
Double-Double	--	--
Games Led AU		
In Scoring	--	--
Games Led AU		
In Rebounding	--	--
Games Led AU		
In Assists	1	1

THOMPSON'S CAREER STATS

Year	GP-GS	Min-Avg	FG-FGA	Pct	3FG-A	Pct	FT-FTA	Pct	Off-Def-Tot-Avg	PF	FO	Ast	TO	Blk	Stl	Pts	Avg
2013-14	19-0	151-7.9	8-24	.333	4-12	.333	2-8	.250	7-20-27-1.4	21	0	4	8	1	7	22	1.2
Total	19-0	151-7.9	8-24	.333	4-12	.333	2-8	.250	7-20-27-1.4	21	0	4	8	1	7	22	1.2

2013-14 AUBURN PLAYER BIOS



**Malcolm
Canada**

#21

6-3 • 224

Junior

Point Guard

Austin, Texas

Ellsworth CC

2013-14 UPDATE: Back-up point guard in all 26 games ... Averaging 2.9 ppg on .361 pct shooting in 12.0 mpg ... 41 percent of his points (31 of 76) have come at the free throw line, where he is shooting .795 (31-39) ... Is also averaging 1.9 rpg and 1.0 apg ... Of his 49 rebounds, 39 (80 percent) have come on the defensive glass ... 4 points, 4 rebounds, 3 assists and 1 steal in a season-high-tying 22 minutes vs. South Carolina ... Scored 6 points - all at the free throw line where he was 6-6 - against Mississippi State ... All six FT came in the last 52 seconds ... Hit his first 3 of the season as the buzzer sounded to end the first half at Tennessee ... 6 points, 5 rebounds against Florida A&M in 18 minutes ... 7 points and 3 rebounds against Clemson ... 6 points and 4 rebounds in 18 minutes against Illinois ... 7 points and 3 rebounds at Iowa State ... Season-high 10 points against Jacksonville State, hitting 6-for-7 at the free throw line ... Held scoreless in 15 minutes against Northwestern State ... Did dish out 4 assists in the game ... Came off the bench to score 7 points against Nicholls, which included going 5-for-8 from the free throw line ... Averaged 6.0 points and 5.5 assists in the two exhibition wins on 62.5 percent shooting ... Played 14 minutes and scored three points off the bench against Paine ... Played 23 minutes and dished out a team-high 9 assists in the exhibition win over Victory University ... Added 9 points on 4-of-6 shooting ... Also had 3 steals.

SEASON/CAREER HIGHS

Points	
Season	10, vs. Jacksonville State (11/19/13)
Career	10, vs. Jacksonville State (11/19/13)
Rebounds	
Season	5, 2x, vs. Florida A&M (1/4/14)
Career	5, 2x, vs. Florida A&M (1/4/14)
Field Goals	
Season	3, 2x, vs. Clemson (12/19/13)
Career	3, 2x, vs. Clemson (12/19/13)
Field Goal Attempts	
Season	7, vs. Illinois (12/8/13)
Career	7, vs. Illinois (12/8/13)
Three-Point Field Goals	
Season	1, at Tennessee (1/15/14)
Career	1, at Tennessee (1/15/14)
Three-Point Attempts	
Season	2, vs. Murray State (11/23/13)
Career	2, vs. Murray State (11/23/13)
Free Throws	
Season	6, 2x, vs. Mississippi State (2/15/14)
Career	6, 2x, vs. Mississippi State (2/15/14)
Free Throws Attempted	
Season	8, vs. Nicholls (11/8/13)
Career	8, vs. Nicholls (11/8/13)
Assists	
Season	4, vs. Northwestern St. (11/15/13)
Career	4, vs. Northwestern St. (11/15/13)
Steals	
Season	3, vs. Tennessee State (11/26/13)
Career	3, vs. Tennessee State (11/26/13)
Blocked Shots	
Season	1, 2x, at Ole Miss (1/9/14)
Career	1, 2x, at Ole Miss (1/9/14)
Minutes Played	
Season	22, 2x, vs. South Carolina (2/26/14)
Career	22, 2x, vs. South Carolina (2/26/14)

2013-14 CANADA GAME-BY-GAME

Opponent	Min	FG-A	Pct.	3PT-A	Pct.	FT-A	Pct.	O-D-T	PF	A	TO	BLK	ST	PTS	AVG
Victory#	23	4-6	.667	0-0	.000	1-3	.333	3-0-3	2	9	1	1	3	9	9.0
Paine#	14	1-2	.500	0-0	.000	1-2	.500	0-1-1	0	2	0	0	0	3	6.0
Nicholls	17	1-2	.500	0-0	.000	5-8	.625	0-5-5	2	1	2	0	2	7	7.0
Northwestern St.	15	0-3	.000	0-0	.000	0-0	.000	0-2-2	3	4	1	0	1	0	3.5
Jacksonville St.	15	2-4	.500	0-0	.000	6-7	.857	0-3-3	0	0	1	0	1	10	5.7
Murray St.	10	1-5	.200	0-2	.000	0-0	.000	0-1-1	1	2	0	0	0	2	4.8
Tennessee St.	16	2-3	.667	0-1	.000	3-3	1.000	0-1-1	1	0	0	0	3	7	5.2
at Iowa St.	19	2-5	.400	0-1	.000	3-4	.750	0-3-3	3	0	2	1	1	7	5.5
vs. Illinois	18	3-7	.429	0-0	.000	0-0	.000	2-2-4	1	1	1	0	0	6	5.6
Clemson	16	3-5	.600	0-1	.000	1-1	1.000	1-2-3	1	2	1	0	1	7	5.8
Boston College	10	0-1	.000	0-1	.000	0-1	.000	0-1-1	0	1	1	0	1	0	5.1
Ark-Pine Bluff	15	1-2	.500	0-0	.000	0-0	.000	0-3-3	4	2	4	0	1	2	4.8
Florida A&M	18	2-5	.400	0-0	.000	2-3	.667	0-5-5	3	1	3	0	0	6	4.9
at Ole Miss*	22	0-2	.000	0-0	.000	0-0	.000	2-2-4	1	1	1	1	1	0	4.5
Missouri*	6	0-1	.000	0-0	.000	0-0	.000	0-0-0	0	0	0	0	0	0	4.2
at Tennessee*	7	1-2	.500	1-1	1.000	0-0	.000	1-0-1	3	0	0	0	0	3	4.1
Florida*	11	0-0	.000	0-0	.000	0-0	.000	1-1-2	5	0	1	0	0	0	3.8
at Miss. St.*	12	0-0	.000	0-0	.000	0-0	.000	0-0-0	5	1	0	0	0	0	3.6
at Arkansas*	4	1-2	.500	0-0	.000	0-0	.000	1-0-1	0	0	3	0	0	2	3.5
Alabama*	9	0-1	.000	0-0	.000	0-0	.000	0-0-0	1	1	1	0	0	0	3.3
Georgia*	9	0-0	.000	0-0	.000	3-4	.750	0-1-1	1	2	0	0	1	3	3.3
at S. Carolina*	6	1-1	1.000	0-0	.000	0-0	.000	0-0-0	0	1	1	0	1	2	3.2
at LSU*	5	1-3	.333	0-0	.000	0-0	.000	0-1-1	1	1	0	0	0	2	3.1
Kentucky*	5	0-0	.000	0-0	.000	0-0	.000	0-0-0	0	0	0	0	0	0	3.0
Miss. St.*	9	0-1	.000	0-0	.000	6-6	1.000	0-2-2	1	2	0	0	1	6	3.1
at Florida*	9	0-1	.000	0-0	.000	0-0	.000	0-1-1	1	0	1	0	1	0	3.0
Vanderbilt*	6	0-2	.000	0-0	.000	0-0	.000	0-1-1	0	1	1	0	0	0	2.9
S. Carolina*	22	1-3	.333	0-1	.000	2-2	1.000	2-2-4	2	3	0	0	1	4	2.9
at Alabama*															
Tennessee*															
at Texas A&M*															

MISCELLANEOUS

	2013-14	Career
Dunks	--	--
Double-Figure		
Scoring Games	--	--
Double-Figure		
Rebounding Games	--	--
Games With		
Double-Double	--	--
Games Led AU		
In Scoring	--	--
Games Led AU		
In Rebounding	1	1
Games Led AU		
In Assists	--	--

CANADA'S CAREER STATS

Year	GP-GS	Min-Avg	FG-FGA	Pct	3FG-A	Pct	FT-FTA	Pct	Off-Def-Tot-Avg	PF	FO	Ast	TO	Blk	Stl	Pts	Avg
2013-14	26-0	311-12.0	22-61	.361	1-8	.125	31-39	.795	10-39-49-1.9	40	2	27	25	2	17	76	2.9
Totals	26-0	311-12.0	22-61	.361	1-8	.125	31-39	.795	10-39-49-1.9	40	2	27	25	2	17	76	2.9

2013-14 AUBURN PLAYER BIOS



**C.J.
Holmes**

#22

6-0 • 191
Sophomore
Guard
Washington, D.C.
IMG Academy

2013-14 UPDATE: Has played in 3 games off the bench ... Played the final minute against South Carolina ... Played the final minute against Arkansas-Pine Bluff ... Saw his first action of the season against Jacksonville State, scoring his first career points on a layup with 15 seconds left ... Played a total of 3 minutes in the exhibition season ... Played the final two minutes against Paine and had an assist ... Played the final minute of the 109-67 exhibition win over Victory.

SEASON/CAREER HIGHS

Points	
Season	2, vs. Jacksonville State (11/19/13)
Career	2, vs. Jacksonville State (11/19/13)
Rebounds	
Season	--
Career	--
Field Goals	
Season	1, vs. Jacksonville State (11/19/13)
Career	1, vs. Jacksonville State (11/19/13)
Field Goal Attempts	
Season	1, vs. Jacksonville State (11/19/13)
Career	1, vs. Jacksonville State (11/19/13)
Three-Point Field Goals	
Season	--
Career	--
Three-Point Attempts	
Season	--
Career	--
Free Throws	
Season	--
Career	--
Free Throws Attempted	
Season	--
Career	--
Assists	
Season	--
Career	--
Steals	
Season	--
Career	--
Blocked Shots	
Season	--
Career	--
Minutes Played	
Season	1, 2x, vs. Ark.-Pine Bluff (12/30/13)
Career	3, vs. Grambling State (12/11/12)

2013-14 HOLMES GAME-BY-GAME

Opponent	Min	FG-A	Pct.	3PT-A	Pct.	FT-A	Pct.	O-D-T	PF	A	TO	BLK	ST	PTS	AVG
Victory#	1	0-0	.000	0-0	.000	0-0	.000	0-0-0	0	0	0	0	0	0	0.0
Paine#	2	0-0	.000	0-0	.000	0-0	.000	0-0-0	0	1	0	0	0	0	0.0
Nicholls					DNP										
Northwestern St.					DNP										
Jacksonville St.	1	1-1	1.000	0-0	.000	0-0	.000	0-0-0	0	0	0	0	0	2	2.0
Murray St.					DNP										
Tennessee St.					DNP										
at Iowa St.					DNP										
vs. Illinois					DNP										
Clemson					DNP										
Boston College					DNP										
Ark-Pine Bluff	1	0-0	.000	0-0	.000	0-0	.000	0-0-0	0	0	0	0	0	0	1.0
Florida A&M					DNP										
at Ole Miss*					DNP										
Missouri*					DNP										
at Tennessee*					DNP										
Florida*					DNP										
at Miss. St.*					DNP										
at Arkansas*					DNP										
Alabama*					DNP										
Georgia*					DNP										
at S. Carolina*					DNP										
at LSU*					DNP										
Kentucky*					DNP										
Miss. St.*					DNP										
at Florida*					DNP										
Vanderbilt*					DNP										
S. Carolina*	1	0-0	.000	0-0	.000	0-0	.000	0-0-0	0	0	1	0	0	0	0.7
at Alabama*															
Tennessee*															
at Texas A&M*															

MISCELLANEOUS

	2013-14	Career
Dunks	--	--
Double-Figure		
Scoring Games	--	--
Double-Figure		
Rebounding Games	--	--
Games With		
Double-Double	--	--
Games Led AU		
In Scoring	--	--
Games Led AU		
In Rebounding	--	--
Games Led AU		
In Assists	--	--

HOLMES' CAREER STATS

Year	GP-GS	Min-Avg	FG-FGA	Pct	3FG-A	Pct	FT-FTA	Pct	Off-Def-Tot-Avg	PF	FO	Ast	TO	Blk	Stl	Pts	Avg
2012-13	3-0	5-1.7	0-0	.000	0-0	.000	0-0	.000	0-0-0-0.0	0	0	0	0	0	0	0	0.0
2013-14	3-0	3-1.0	1-1	1.000	0-0	.000	0-0	.000	0-0-0-0.0	0	0	0	1	0	0	2	0.7
TOTAL	6-0	8-1.3	1-1	1.000	0-0	.000	0-0	.000	0-0-0-0.0	0	0	0	1	0	0	2	0.3

2013-14 AUBURN PLAYER BIOS



**Jordon
Granger**

#25

6-8 • 200
Sophomore
Forward
St. Louis, Mo.
McCluer North

2013-14 UPDATE: Averaging 1.2 ppg and 1.6 rpg in 9.1 mpg ... Has come off the bench in 19 games and started 1 ... Shooting .455 from the floor (10-22) ... 22 of his 32 rebounds (69 percent) have come at the defensive end ... Left the team for personal reasons prior to the Arkansas-Pine Bluff game (12/30/13) and returned for the game against Missouri (1/11/14) ... 5 points against South Carolina, scoring on a pair of dunks and a free throw ... 4 points on a pair of dunks at South Carolina ... 3 rebounds and career-high 2 blocks in 15 mins against Missouri ... Made his first start of the season against Illinois and was held scoreless in 8 minutes ... Pulled down a career-high 5 rebounds in a career-high 17 minutes off the bench against Jacksonville State ... Tied his then-career high with 4 rebounds in 14 minutes against Northwestern State ... Came off the bench to score 2 points and grab 2 rebounds in 10 minutes against Nicholls ... Averaged 2.0 points in the two exhibition wins on 33.3 percent shooting ... Also averaged 1.0 blocks ... Scored two points and grabbed four rebounds against Paine ... Came off the bench for 14 minutes against Victory ... Grabbed 6 rebounds.

SEASON/CAREER HIGHS

Points	
Season	5, vs. South Carolina (2/26/14)
Career	6, vs. Grambling State (12/11/12)
Rebounds	
Season	5, vs. Jacksonville State (11/19/13)
Career	5, vs. Jacksonville State (11/19/13)
Field Goals	
Season	2, 2x, vs. South Carolina (2/26/14)
Career	2, 4x, vs. South Carolina (2/26/14)
Field Goal Attempts	
Season	4, 2x, vs. South Carolina (2/26/14)
Career	4, 3x, vs. South Carolina (2/26/14)
Three-Point Field Goals	
Season	--
Career	--
Three-Point Attempts	
Season	--
Career	1, at Missouri (2/2/13)
Free Throws	
Season	2, vs. Nicholls (11/8/13)
Career	4, at Missouri (2/2/13)
Free Throws Attempted	
Season	2, 2x, vs. South Carolina (2/26/14)
Career	4, 2x, at Missouri (2/2/13)
Assists	
Season	1, 3x, vs. Boston College (12/22/13)
Career	1, 4x, vs. Boston College (12/22/13)
Steals	
Season	1, 2x, vs. Missouri (1/11/14)
Career	1, 5x, vs. Missouri (1/11/14)
Blocked Shots	
Season	2, vs. Missouri (1/11/14)
Career	2, vs. Missouri (1/11/14)
Minutes Played	
Season	17, vs. Jacksonville State (11/19/13)
Career	17, vs. Jacksonville State (11/19/13)

2013-14 GRANGER GAME-BY-GAME

Opponent	Min	FG-A	Pct.	3PT-A	Pct.	FT-A	Pct.	O-D-T	PF	A	TO	BLK	ST	PTS	AVG
Victory#	14	1-3	.333	0-0	.000	0-0	.000	3-3-6	0	0	2	1	0	2	2.0
Paine#	14	1-3	.333	0-0	.000	0-0	.000	1-3-4	1	1	2	1	1	2	2.0
Nicholls	10	0-0	.000	0-0	.000	2-2	1.000	1-1-2	2	0	1	0	0	2	2.0
Northwestern St.	14	1-1	1.000	0-0	.000	0-0	.000	2-2-4	3	1	0	0	0	2	2.0
Jacksonville St.	17	1-3	.333	0-0	.000	0-0	.000	1-4-5	1	1	2	1	1	2	2.0
Murray St.	9	0-0	.000	0-0	.000	0-0	.000	0-3-3	3	0	0	0	0	0	1.5
Tennessee St.	12	1-2	.500	0-0	.000	0-0	.000	1-2-3	0	0	1	0	0	2	1.6
at Iowa St.	10	0-0	.000	0-0	.000	0-0	.000	0-0-0	1	0	1	0	0	0	1.3
vs. Illinois	*8	0-2	.000	0-0	.000	0-0	.000	2-0-2	0	0	1	0	0	0	1.1
Clemson	3	1-1	1.000	0-0	.000	0-0	.000	0-1-1	0	0	0	0	0	2	1.3
Boston College	7	0-0	.000	0-0	.000	0-0	.000	0-0-0	2	1	0	0	0	0	1.1
Ark-Pine Bluff					DNP										
Florida A&M					DNP										
at Ole Miss*					DNP										
Missouri*	15	0-4	.000	0-0	.000	0-0	.000	1-2-3	4	0	1	2	1	0	1.0
at Tennessee*					DNP										
Florida*					DNP										
at Miss. St.*					DNP										
at Arkansas*	10	1-2	.500	0-0	.000	1-1	1.000	1-3-4	4	0	1	0	0	3	1.2
Alabama*	3	0-0	.000	0-0	.000	0-0	.000	0-0-0	0	0	0	0	0	0	1.1
Georgia*	1	0-0	.000	0-0	.000	0-0	.000	0-0-0	1	0	1	0	0	0	1.0
at S. Carolina*	8	2-2	1.000	0-0	.000	0-0	.000	0-1-1	3	0	0	0	0	4	1.2
at LSU*	16	0-0	.000	0-0	.000	0-0	.000	0-1-1	1	0	0	0	0	0	1.1
Kentucky*	4	0-0	.000	0-0	.000	0-0	.000	0-0-0	0	0	0	0	0	0	1.1
Miss. St.*	1	0-0	.000	0-0	.000	0-0	.000	0-0-0	0	0	1	0	0	0	1.0
at Florida*	4	0-0	.000	0-0	.000	0-0	.000	0-0-0	0	0	0	0	0	0	0.9
Vanderbilt*	15	1-1	1.000	0-0	.000	0-0	.000	1-1-2	1	0	1	0	0	2	1.0
S. Carolina*	15	2-4	.500	0-0	.000	1-2	.500	0-1-1	3	0	1	0	0	5	1.2
at Alabama*															
Tennessee*															
at Texas A&M*															

MISCELLANEOUS

	2013-14	Career
Dunks	5	7
Double-Figure		
Scoring Games	--	--
Double-Figure		
Rebounding Games	--	--
Games With		
Double-Double	--	--
Games Led AU		
In Scoring	--	--
Games Led AU		
In Rebounding	--	--
Games Led AU		
In Assists	--	--

GRANGER'S CAREER STATS

Year	GP-GS	Min-Avg	FG-FGA	Pct	3FG-A	Pct	FT-FTA	Pct	Off-Def-Tot-Avg	PF	FO	Ast	TO	Blk	Stl	Pts	Avg
2012-13	20-3	122-6.1	7-19	.368	0-1	.000	10-12	.833	8-13-21-1.1	15	0	1	7	1	3	24	1.2
2013-14	20-1	182-9.1	10-22	.455	0-0	.000	4-5	.800	10-22-32-1.6	29	0	3	12	3	2	24	1.2
TOTAL	40-4	304-7.6	17-41	.415	0-1	.000	14-17	.824	18-35-53-1.3	44	0	4	19	4	5	48	1.2

2013-14 AUBURN PLAYER BIOS



**Benas
Griciunas**

#31

7-0 • 225

Freshman

Center

Silute, Lithuania

Findlay Prep

2013-14 UPDATE: Has come off the bench in 11 games and started 1 ... Averaging 2.0 ppg on .385 pct shooting in 9.3 mpg ... Has been limited to just 2 mins over the past 15 games (Jan. 4-Feb. 26) due to a back injury and hasn't played since Jan. 11 ... Career-high 5 rebounds and 2 points in 12 minutes against Arkansas-Pine Bluff ... Made his first career start against Illinois, scoring 2 points and grabbing a rebound in 16 minutes ... Scored a career-high 8 points against Jacksonville State, hitting 4-for-6 at the free throw line, and also pulled down a career-high 3 rebounds, all on the defensive end ... Had 2 points and 2 rebounds in 9 minutes against Northwestern State ... Scored 4 points and grabbed 3 rebounds in the season opener against Nicholls ... Averaged 13.0 ppg and 6.0 rpg in the two exhibition wins ... Came off the bench to score 11 points and grab 8 rebounds in the win over Paine ... Came off the bench to score 15 points on 7-for-8 shooting in the exhibition win over Victory ... Also grabbed 4 rebounds, all on the defensive end, and had 2 blocks.

SEASON/CAREER HIGHS

Points

Season 8, vs. Jacksonville State (11/19/13)

Career 8, vs. Jacksonville State (11/19/13)

Rebounds

Season 5, vs. Ark.-Pine Bluff (12/30/13)

Career 5, vs. Ark.-Pine Bluff (12/30/13)

Field Goals

Season 2, 2x, vs. Jacksonville State (11/19/13)

Career 2, 2x, vs. Jacksonville State (11/19/13)

Field Goal Attempts

Season 7, vs. Jacksonville State (11/19/13)

Career 7, vs. Jacksonville State (11/19/13)

Three-Point Field Goals

Season --

Career --

Three-Point Attempts

Season 2, 2x, vs. Illinois (12/8/13)

Career 2, 2x, vs. Illinois (12/8/13)

Free Throws

Season 4, vs. Jacksonville State (11/19/13)

Career 4, vs. Jacksonville State (11/19/13)

Free Throws Attempted

Season 6, vs. Jacksonville State (11/19/13)

Career 6, vs. Jacksonville State (11/19/13)

Assists

Season 1, 3x, vs. Ark.-Pine Bluff (12/30/13)

Career 1, 3x, vs. Ark.-Pine Bluff (12/30/13)

Steals

Season --

Career --

Blocked Shots

Season 2, vs. Ark.-Pine Bluff (12/30/13)

Career 2, vs. Ark.-Pine Bluff (12/30/13)

Minutes Played

Season 20, vs. Jacksonville State (11/19/13)

Career 20, vs. Jacksonville State (11/19/13)

2013-14 GRICIUNAS GAME-BY-GAME

Opponent	Min	FG-A	Pct.	3PT-A	Pct.	FT-A	Pct.	O-D-T	PF	A	TO	BLK	ST	PTS	AVG
Victory#	20	7-8	.875	0-1	.000	1-2	.500	0-4-4	5	0	0	2	1	15	15.0
Paine#	23	5-9	.556	0-1	.000	1-2	.500	4-4-8	5	0	1	0	0	11	13.0
Nicholls	17	2-4	.500	0-0	.000	0-1	.000	1-2-3	4	0	1	1	0	4	4.0
Northwestern St.	9	1-3	.333	0-1	.000	0-0	.000	2-0-2	2	0	0	1	0	2	3.0
Jacksonville St.	20	2-7	.286	0-2	.000	4-6	.667	0-3-3	3	1	1	0	0	8	4.7
Murray St.	13	1-1	1.000	0-0	.000	0-0	.000	1-2-3	4	0	2	1	0	2	4.0
Tennessee St.	13	0-1	.000	0-0	.000	0-0	.000	0-2-2	1	0	0	0	0	0	3.2
at Iowa St.	6	1-1	1.000	0-0	.000	0-0	.000	1-1-2	0	0	0	0	0	2	3.0
vs. Illinois	*16	1-5	.200	0-2	.000	0-0	.000	0-1-1	0	1	0	0	0	2	2.9
Clemson	2	0-0	.000	0-0	.000	0-0	.000	0-0-0	0	0	0	0	0	0	2.5
Boston College	2	1-2	.500	0-0	.000	0-0	.000	0-0-0	0	0	0	0	0	2	2.4
Ark-Pine Bluff	12	1-2	.500	0-0	.000	0-0	.000	1-4-5	0	1	1	2	0	2	2.4
Florida A&M					DNP										
at Ole Miss*	1	0-0	.000	0-0	.000	0-0	.000	0-0-0	0	0	0	0	0	0	2.2
Missouri*	1	0-0	.000	0-0	.000	0-0	.000	0-0-0	0	0	0	0	0	0	2.0
at Tennessee*					DNP										
Florida*					DNP										
at Miss. St.*					DNP										
at Arkansas*					DNP										
Alabama*					DNP										
Georgia*					DNP										
at S. Carolina*					DNP										
at LSU*					DNP										
Kentucky*					DNP										
Miss. St.*					DNP										
at Florida*					DNP										
Vanderbilt*					DNP										
S. Carolina*					DNP										
at Alabama*															
Tennessee*															
at Texas A&M*															

MISCELLANEOUS

	2013-14	Career
Dunks	1	1
Double-Figure		
Scoring Games	--	--
Double-Figure		
Rebounding Games	--	--
Games With		
Double-Double	--	--
Games Led AU		
In Scoring	--	--
Games Led AU		
In Rebounding	--	--
Games Led AU		
In Assists	--	--

GRICIUNAS' CAREER STATS

Year	GP-GS	Min-Avg	FG-FGA	Pct	3FG-A	Pct	FT-FTA	Pct	Off-Def-Tot-Avg	PF	FO	Ast	TO	Blk	Stl	Pts	Avg
2013-14	12-1	112-9.3	10-26	.385	0-5	.000	4-7	.571	6-15-21-1.8	14	0	3	5	5	0	24	2.0
Totals	12-1	112-9.3	10-26	.385	0-5	.000	4-7	.571	6-15-21-1.8	14	0	3	5	5	0	24	2.0

2013-14 AUBURN PLAYER BIOS



**Matthew
Atewe**

#41

6-9 • 250

Freshman

Center

Brampton, Ontario,

Canada

Notre Dame Prep

2013-14 UPDATE: Has played in 20 games off the bench ... Averaging 1.8 ppg and 3.6 rpg in 15.0 mpg ... Has had at least 1 block in 13 of 20 games played, including 9 of the last 14 ... 3.6 rpg is 12th among SEC freshmen ... 1.25 bpg is 6th among SEC freshmen ... 8 rebounds against Mississippi State, giving him 21 over the last 2 games (Feb. 12-15) ... Career-high 13 rebounds - 9 at the offensive end - and a career-high-tying 6 points against Kentucky in a career-high 29 minutes ... Had a key block of a Kenny Gaines shot with 1:45 left and Auburn up by 4 on Georgia as Auburn won by 7 ... 6 rebounds and 3 blocks in 18 minutes against Alabama ... 3 points, 5 rebounds against Florida in a season-high 27 minutes off the bench ... Blocked a career-high 4 shots to go along with 5 points and 4 rebounds vs. Florida A&M ... Had a career night against Arkansas-Pine Bluff, scoring 6 points, grabbing 7 rebounds and blocking 3 shots in 18 minutes ... First career points came on a 3-point play with 2:41 left against Clemson ... Free throw tied the game at 58-58 ... Finished the game with 3 points, 2 rebounds and 2 blocks ... Saw his first action of the year at Iowa State ... Played 6 minutes and had 2 rebounds and an assist before fouling out ... Missed the first five games of the year due to a leg injury suffered in the preseason.

SEASON/CAREER HIGHS

Points	
Season	6, 2x, vs. Kentucky (2/12/14)
Career	6, 2x, vs. Kentucky (2/12/14)
Rebounds	
Season	13, vs. Kentucky (2/12/14)
Career	13, vs. Kentucky (2/12/14)
Field Goals	
Season	2, 3x, at Florida (2/19/14)
Career	2, 3x, at Florida (2/19/14)
Field Goal Attempts	
Season	4, vs. Kentucky (2/12/14)
Career	4, vs. Kentucky (2/12/14)
Three-Point Field Goals	
Season	--
Career	--
Three-Point Attempts	
Season	--
Career	--
Free Throws	
Season	3, 2x, vs. Florida (1/18/14)
Career	3, 2x, vs. Florida (1/18/14)
Free Throws Attempted	
Season	6, vs. Florida A&M (1/4/14)
Career	6, vs. Florida A&M (1/4/14)
Assists	
Season	2, vs. Florida (1/18/14)
Career	2, vs. Florida (1/18/14)
Steals	
Season	2, vs. Mississippi State (2/15/14)
Career	2, vs. Mississippi State (2/15/14)
Blocked Shots	
Season	4, 2x, vs. Kentucky (2/12/14)
Career	4, 2x, vs. Kentucky (2/12/14)
Minutes Played	
Season	29, vs. Kentucky (2/12/14)
Career	29, vs. Kentucky (2/12/14)

2013-14 ATEWE GAME-BY-GAME

Opponent	Min	FG-A	Pct.	3PT-A	Pct.	FT-A	Pct.	O-D-T	PF	A	TO	BLK	ST	PTS	AVG
Victory#					DNP										
Paine#					DNP										
Nicholls					DNP										
Northwestern St.					DNP										
Jacksonville St.					DNP										
Murray St.					DNP										
Tennessee St.					DNP										
at Iowa St.	6	0-1	.000	0-0	.000	0-0	.000	1-1-2	5	1	0	0	0	0	0.0
vs. Illinois					DNP										
Clemson	13	1-2	.500	0-0	.000	1-1	1.000	1-1-2	2	0	0	2	0	3	1.5
Boston College	12	1-1	1.000	0-0	.000	1-1	1.000	0-2-2	2	0	0	1	0	3	2.0
Ark-Pine Bluff	18	2-3	.667	0-0	.000	2-4	.500	0-7-7	2	0	1	3	1	6	3.0
Florida A&M	15	1-3	.333	0-0	.000	3-6	.500	1-3-4	1	0	2	4	1	5	3.4
at Ole Miss*	16	0-0	.000	0-0	.000	0-0	.000	2-0-2	1	0	3	0	0	0	2.8
Missouri*	11	0-0	.000	0-0	.000	0-0	.000	1-2-3	5	0	1	2	0	0	2.4
at Tennessee*	14	0-2	.000	0-0	.000	0-0	.000	1-2-3	4	1	0	1	0	0	2.1
Florida*	27	0-0	.000	0-0	.000	3-4	.750	0-5-5	1	2	1	1	1	3	2.2
at Miss. St.*	8	0-0	.000	0-0	.000	0-0	.000	0-1-1	4	0	0	1	0	0	2.0
at Arkansas*	16	1-2	.500	0-0	.000	0-0	.000	1-3-4	5	0	0	1	0	2	2.0
Alabama*	18	0-1	.000	0-0	.000	1-2	.500	3-3-6	3	1	0	3	0	1	1.9
Georgia*	15	0-1	.000	0-0	.000	0-0	.000	0-0-0	3	0	0	1	1	0	1.8
at S. Carolina*	9	0-1	.000	0-0	.000	0-0	.000	1-1-2	4	0	0	0	0	0	1.6
at LSU*	12	0-0	.000	0-0	.000	0-0	.000	1-2-3	3	1	1	0	0	0	1.5
Kentucky*	29	2-4	.500	0-0	.000	2-5	.400	9-4-13	5	0	2	4	1	6	1.8
Miss. St.*	19	0-0	.000	0-0	.000	0-0	.000	2-6-8	5	1	4	1	2	0	1.7
at Florida*	15	2-3	.667	0-0	.000	0-0	.000	1-0-1	3	0	0	0	0	4	1.8
Vanderbilt*	15	1-1	1.000	0-0	.000	0-0	.000	0-2-2	0	0	0	0	0	2	1.8
S. Carolina*	12	0-1	.000	0-0	.000	0-0	.000	1-0-1	4	0	0	0	0	0	1.8
at Alabama*															
Tennessee*															
at Texas A&M*															

MISCELLANEOUS

	2013-14	Career
Dunks	2	2
Double-Figure		
Scoring Games	--	--
Double-Figure		
Rebounding Games	1	1
Games With		
Double-Double	--	--
Games Led AU		
In Scoring	--	--
Games Led AU		
In Rebounding	3	3
Games Led AU		
In Assists	--	--

ATEWE'S CAREER STATS

Year	GP-GS	Min-Avg	FG-FGA	Pct	3FG-A	Pct	FT-FTA	Pct	Off-Def-Tot-Avg	PF	FO	Ast	TO	Blk	Stl	Pts	Avg
2013-14	20-0	300-15.0	11-26	.423	0-0	.000	13-23	.565	26-45-71-3.6	62	5	7	15	25	7	35	1.8
TOTALS	20-0	300-15.0	11-26	.423	0-0	.000	13-23	.565	26-45-71-3.6	62	5	7	15	25	7	35	1.8

THE LAST TIME...

AN AUBURN INDIVIDUAL...

Scored at least 30 points: Chris Denson (30) vs. Mississippi State (2-15-14)

Scored at least 35 points: Toney Douglas (38) vs. Nicholls State (11-24-04)

Scored at least 40 points: Wesley Person (44) vs. UAB (12-16-93)

Two players with at least 20 points: Chris Denson (30 points) & KT Harrell (26 points) vs. Mississippi State (2-15-14)

Three players with at least 20 points: Marquis Daniels (27 points), Marco Killing-sworth (24 points), Derrick Bird (23 points), vs. Georgia State, (11-26-02)

Scored 20 points in a half: Chris Denson (20 points) vs. Mississippi State (2-15-14)

Scored 20 points in 1st half: Chris Denson (20 points) vs. Northwestern State (11-15-13)

Scored 20 points in 2nd half: Chris Denson (20 points) vs. Mississippi State (2-15-14)

Scored 25 points in a half: Chris Denson (26 points) vs. Alabama (1-30-14)

Two players with 25 points: Chris Denson (30 points) & KT Harrell (26 points) vs. Mississippi State (2-14-14)

Two players with 25 points (SEC): Chris Denson (30 points) & KT Harrell (26 points) vs. Mississippi State (2-14-14)

A player w/back-to-back 25-point SEC games: Chris Denson, 25 pts at South Carolina (2-5-14); 29 pts at LSU (2-8-14); 26 pts vs. Kentucky (2-12-14); 30 pts vs. Mississippi State (2-15-14)

A player w/3 straight 25-point SEC games: Chris Denson, 25 pts at South Carolina (2-5-14); 29 pts at LSU (2-8-14); 26 pts vs. Kentucky (2-12-14); 30 pts vs. Mississippi State (2-15-14)

A player w/4 straight 25-point SEC games: Chris Denson, 25 pts at South Carolina (2-5-14); 29 pts at LSU (2-8-14); 26 pts vs. Kentucky (2-12-14); 30 pts vs. Mississippi State (2-15-14)

A player w/5 straight 25-point SEC games: Keenan Carpenter, 44 pts vs. LSU (1-8-89); 28 pts vs. Mississippi State (2-11-89); 33 pts at Florida (2-15-89); 32 pts at Ole Miss (2-18-89); 29 pts vs. Kentucky (2-20-89)

A player w/5 straight 20-point SEC games: Tay Waller, 29 pts v. Arkansas (2-20-10); 29 pts at Ole Miss (2-24-10); 26 pts v. LSU (2-27-10); 22 pts vs. Miss. State (3-3-10), 22 pts at Alabama (3-6-10)

Zero players scored in double figures: at Vanderbilt (1-7-12)

Only one player scored in double figures: Chris Denson (26 points) vs. Kentucky (2-12-14)

1 player score half team's points: Frankie Sullivan (22 points) vs. Long Beach State in 64-43 loss in Honolulu, Hawaii (12-23-11)

Five players scored in double figures: Chris Denson (18 pts), KT Harrell (16 pts), Tahj Shamsid-Deen (12 pts), Asaunh Dixon-Tatum (10 pts), Allen Payne (10 pts) vs. Georgia (2-1-14)

Five players scored in double figures (SEC): Chris Denson (18 pts), KT Harrell (16 pts), Tahj Shamsid-Deen (12 pts), Asaunh Dixon-Tatum (10 pts), Allen Payne (10 pts) vs. Georgia (2-1-14)

All five starters scored in double figures: Chris Denson (18 pts), KT Harrell (16 pts), Tahj Shamsid-Deen (12 pts), Asaunh Dixon-Tatum (10 pts), Allen Payne (10 pts) vs. Georgia (2-1-14)

Six players scored in double figures: Lucas Hargrove (14 points), DeWayne Reed (16 points), Frankie Sullivan (15 points), Tay Waller (13 points), Andre Malone (11 points) and Brendon Knox (18 points), vs. Georgia Southern, (1-2-10)

Six players scored in double figures (SEC): Brandon Robinson (24), Lewis Monroe (16), Ian Young (13), Quinnel Brown (12), Ronny LeMelle (12), Dwayne Curtis (10) at Mississippi State (3-2-04)

Had at least 15 rebounds: Rob Chubb vs. IPFW (15 rebounds) (11-9-12)

Had at least 15 rebounds (SEC): Korvotney Barber v. LSU (17 rebounds) (3-7-09)

Had at least 20 rebounds: Kelvin Ardister v. Tenn. (20 reb) (1-4-89)

Had at least 25 rebounds: Rex Frederick at Ole Miss (25 rebounds) (1-6-58)

At least 20 pts & 20 reb: Kelvin Ardister v. Tenn. (22 pts, 20 reb) (1-4-89)

Two players with at least 10 rebounds: Asaunh Dixon-Tatum (13 rebounds) & Allen Payne (10 rebounds) at Mississippi State (1-22-14)

At least three players with 10 rebounds: at Virginia, Korvotney Barber (13 rebounds), Quantez Robertson (10 rebounds), Lucas Hargrove (10 rebounds), (12-20-08)

Double-Double: KT Harrell (23 pts, 11 reb) vs. Alabama (1-30-14)

2 straight Double-Doubles: Rob Chubb (16 pts, 10 reb) at So. Carolina (1-12-13) & (12 pts, 11 reb) at Arkansas (1-16-13)

3 straight Double-Doubles: Korvotney Barber, 13 points & 17 rebounds at Alabama, (3/3/09), 16 points & 17 rebounds vs. LSU (3-7-09), & 12 points & 10 rebounds vs. Florida (3-13-09) in SEC Tour.

Two players had a double-double: Asaunh Dixon-Tatum (12 pts, 13 rebs) & Allen Payne (12 pts, 10 rebs) at Mississippi State (1-22-14)

Double-Double with points and assists: Jamison Brewer vs. Louisiana Lafayette,

(10 points, 11 assists) (12-4-00)

Triple-Double: Kenny Gabriel (24 pts, 13 reb, 10 blk) vs. Bethune-Cookman (1-2-12)

10 assists: Varez Ward Vs. Bethune-Cookman (10 assists) (1-2-12)

2 players with at least 5 Blocked Shots: Rob Chubb & Willy Kouassi v. Nicholls State (5 each) (11-25-11)...also Kenny Gabriel (4 blocks)

At least 10 Blocks: Kenny Gabriel v. Bethune-Cookman (10 blks) (1-2-12)

At least 5 Steals: Allen Payne (5 steals) vs. South Carolina (2-26-14)

At least 5 Steals (SEC): Allen Payne (5 steals) vs. South Carolina (2-26-14)

Made 11 straight 3s: Jordan Price (4-4 Gramb/4-4 Furman/3-3 Tennessee Tech (12-11,15,18-2012). Ties SEC record by Vandy's Kevin Anglin 1992

Made 27 straight free throws: Frankie Sullivan (27-of-27) to open 2009-10 season to set Auburn consecutive made record; 21 in 2012-13

Led AU in points, rebounds, assists, steals: Frankie Sullivan at Coll. Charleston (24 points, 5 rebounds, 2 assists, 2 steals), (11-16-12)

Hit buzzer beater shot to win a game: Reggie Sharp vs. Alabama, 3-pt FG, (72-69 in OT), (2-21-01)

Played more than 40 minutes: Frankie Sullivan (48 minutes) & Josh Wallace (47 minutes) at Arkansas (2ot) (1-16-13)

AN AUBURN TEAM...

Defeated a ranked team: vs. #11 LSU (3-7-09)

Defeated a ranked team at home: vs. #11 LSU (3-7-09)

Defeated a ranked team on the road: at #25 Alabama (2-24-07)

Defeated a top-10 team: vs. #8 Wake Forest (3-23-03 / NCAA Tournament)

Defeated a top-10 team at home: vs. #9 Alabama (1-18-03)

Defeated a top-10 team on the road: at #8 Arkansas (1-23-93)

Won in Overtime: vs. Ole Miss, 69-68 (2ot) (1-14-12)

Lost in Overtime: at Mississippi State, 74-71 (ot) (3-9-13)

Won in Double Overtime: vs. Ole Miss, 69-68 (2ot) (1-14-12)

Lost in Double Overtime: at Arkansas, 88-80 (2ot) (1-16-13)

Played back-to-back Overtime Games: v. Ole Miss, W 69-68 (2ot) (1-14-12) and at LSU, L 65-58 (ot) (1-17-12)

Lost back-to-back Road Overtime Games: at Arkansas, 82-79 (2-6-10) and at Mississippi State, 85-75 (2-13-10)

Lost back-to-back Games in Final 5 Seconds: at Alabama (0.3 sec), 51-49 (2-23-11) and vs. Arkansas (5.0 sec.), 57-55 (2-26-11)

3 straight games decided on final possession: at Alabama (0.3 sec), L, 51-49 (2-23-11), v. Arkansas (5.0 sec.), L, 57-55 (2-26-11), v. Ole Miss (OM chance to tie on last possession) W, 76-73 (3-2-11)

Played at least three overtimes: vs. Georgia, (3-1-79), (4ot) in SEC Tournament in Birmingham, Ala.

Missed 23 straight FGs: at Arkansas (1-25-11), last fga 1st half, 0-22 start 2nd

Shot 70% for a half: 74.1% (20-27) vs. Arkansas-Pine Bluff (12/30/13)

Shot 70% for a half (SEC): 72.7% (16-22) at Ole Miss (2-22-03)

Shot 60% for a game: 65.4% (34-52) vs. Arkansas-Pine Bluff (12/30/13)

Shot 60% for a game (SEC): 60.9% (28-46) vs. Arkansas (2-20-10)

Shot less than 30% for game: at Vandy (15-55, 27.3%) (1-7-12)

Shot 100% from the free throw line: v. Long Beach St. (6-6) (12-23-11)

Shot less than 15% from free throw line: v. Florida (1-8, 12.5%) (1-20-11)

Shot 60% from 3-point line: v. Ark.-Pine Bluff (9-15, 60.0%) (11-28-11)

Shot less than 30% in half: 25.9% (7-27) at Arkansas (1st) (1-25-14)

Shot less than 20% in half: 13.0% (3-23) v. Alabama (1st half), (2-6-13)

Shot less than 10% in a half: 8.3% (2-24) vs. LSU (1st half), (1-8-11)

Shot 55% or better and lost: at Tennessee (56.1%, 32-57) (2-15-06)

Attempted 50 free throws: 52 att. Vanderbilt, (2-6-54)

Attempted 43 free throws: 43 att. vs. North Florida, (12-17-11)

Attempted 40 free throws: 41 att. vs. Florida State, (1-2-13)

Att. at least 30 free throws in half: Florida State (22-of-33, 2nd) (1-2-13)

Made 30 free throws: 37 vs. Mississippi State, 41 att. (2-15-14)

Made 30 free throws (SEC): 37 vs. Mississippi State, 41 att. (2-15-14)

Made 30 free throws (SECT): v. Fla. (32) 44 fta. (3-10-00), SEC Tour. in Atlanta

Made at least 10 3-point field goals: at Florida (10-19) (2-19-14)

Failed to make 3-pt field goal: vs. Kentucky (0-15) (1-19-13); at Ole Miss (0-14) (3-1-97) & vs. Florida (0-6) (1-31-87, AU won)

Had at least 50 rebounds: vs. Florida A&M (56 rebounds) (1-4-14)

Had less than 20 rebounds: vs. Presbyterian (19 reb.) (12-18-10)

Had 25 assists: vs. Tennessee State (26 assists) (12-19-06)

Had at least 15 steals: vs. Georgia Southern (16 steals) (12-29-10)

Had at least 10 blocks: vs. Florida A&M (10 Blocks) (1-4-14)

Had at least 17 blocks: vs. Nicholls State (17 Blocks) (11-25-11)

Had at least 27 lead changes: at Arkansas (27 l.c., 13 ties) (1-16-13)

Scored 50 points in a half: vs. Mississippi State (52 points, 2nd) (2-15-14)

THE LAST TIME...

Scored 50 points in a half (SEC): vs. Mississippi State (52 points, 2nd) (2-15-14)
Scored 60 points in a half: Grambling State (65 points, 2nd) (12-11-12)
Scored 60 points in a half (SEC): at Tennessee (64 points) (2-15-06)
Scored 70 points in a half: vs. Troy State (73 points, 2nd) (12-9-93)
Scored 100 points (SEC): vs. Alabama (102 points) (2-13-99)
Scored 100 points (Non-Conf): vs. Grambling State (105 points) (11-29-03) in Huntsville, Ala.
Scored under 20 points in 1st half: vs. Illinois (17 points) (12-8-13)
Scored under 20 points in a 2nd half: at Vanderbilt (16 pts) (1-7-12)
Scored under 10 points in a half: vs. LSU (6 points, 1st half) (1-8-11)
Scored 35 or under points in a game: at Vanderbilt (35 pts) (1-7-12)
Scored under 50 points in game: at Alabama (43 pts) (2-26-13)
Scored under 50 points in game (SEC): at Alabama (43 pts) (2-26-13)
Biggest comebacks to win: 22 pts at half, AU 82, #13 Louisville 78, Puerto Rico Shootout Championship game (11-26-95); 20 pts w/2:01 left in 1st, AU 76, Ole Miss 73 (3-2-11); 19 pts w/10:43 left, #14 AU 73, at LSU 70 (1-9-99); 19 pts with 11:01 left and 14 pts with 5:00 left, at AU 65, Miss. St. 62 (2-12-1)

OPPONENT INDIVIDUALS...

Scored at least 30 points: Jalan West (30), Northwestern State (11-15-13)
Scored at least 30 pts (SEC): Dundreous Nelson (30), Ole Miss, (3-2-11)
Scored at least 35 points: Tasmin Mitchell (38), at LSU, (1-20-10)
Scored at least 40 points: Hersey Hawkins, Bradley, (44 points), (3-17-88), in NCAA Tournament in Atlanta, Ga.
Totaled at least 20 points and 20 rebounds: Louis Amundson, UNLV (22 points and 22 rebounds), (12-12-04)
Two players with 20 points: Jalan West (30 points) and Gary Stewart (23 points) vs. Northwestern State (11-15-13)
Three players with 20 points: Odarte Blankson (22 points), Louis Amundson (22 points), Jerel Blassingame (20 points), UNLV, (12-12-04)
Only one player scored in double figures: Trevor Releford (15 points), Alabama (1-30-14)
Zero players scored in double figures: Florida A&M (1-4-14)
Five players scored in double figures: Johnny O'Bryant III (19), Andre Stringer (18), Anthony Hickey (17), Jordan Mickey (14) and Jarell Martin (11) at LSU (2-8-14)
Five players scored in double figures (SEC): Johnny O'Bryant III (19), Andre Stringer (18), Anthony Hickey (17), Jordan Mickey (14) and Jarell Martin (11) at LSU (2-8-14)
Six players scored in double figures: Chris Lofton (25 points), JaJuan Smith (19 points), C.J. Watson (18 points), Andre Patterson (15 points), Major Wingate (12 points), & Stanley Asumnu (10 points), at Tennessee, (2-15-06)
Double-Double: Julius Randle (12 pts, 12 reb), Kentucky (2-12-14)
Double-Double with points and assists: Herman Favors, (10 points, 11 assists), Georgia State, (12-22-03)
Two players had a double-double: Johnny O'Bryant III (19 pts, 10 rebs) and Jordan Mickey (14 pts, 10 rebs) at LSU (2-8-14)
Triple-Double: Never
Had 15 rebounds: Dustin Hogue (16 reb), at #17 Iowa State (12-2-13)
Had 20 rebounds: Murphy Holloway, at Ole Miss, (20 reb), (2-24-10)
Had 10 assists: Scottie Wilbekin, #7 Florida, (10 assists), (2-16-13)
Had 5 blocked shots: Aaron Jones, Ole Miss (5 blk) (1-9-14)
Had 5 steals: Will Yeguete, Florida (5 steals) (1-18-14)

OPPONENT TEAM...

Shot less than 30% in a game: Florida A&M (21.9%, 14-64) (1-4-14)
Shot less than 30% in a game (SEC): Alabama (28.6%, 14-49) (2-6-13)
Shot less than 15% in a half: at Arkansas (14.8%, 4-27) (1-25-12)
Shot 60% in a game: vs. Illinois, 61.5% (12/8/13)
Shot 60% in a game (SEC): at #22 Mississippi State, 60.4% (2-4-12)
Shot 69% 3fgs in a game: v. UTEP in Honolulu, 69.2% (9-13) (12-25-11)
Shot 60% 3fgs in a game: at #22 Miss. State, 63.2% (12-19), (2-4-12)
Shot 55% or better and lost: Tennessee State 56.5% (26-46) (11-26-13)
Shot 55% or better and lost (SEC): Tennessee 59.2% (29-49) (2-7-09)
Shot 30% or less and won (SEC): Alabama 26.2% (11-42) (2-23-11)
Scored 100 points: Northwestern State (111 points), (11-15-13)
Scored 60 points in a half: at Ole Miss (63 points in 2nd half), (2-15-06)
Scored 70 points in a half: Northwestern State (72 pts in 2nd half), (11-15-13)
Scored 15 points or under in a 1st half: Grambling (15 pts) (12-11-12)
Scored 15 points or under in a 1st half (SEC): Georgia (15 pts) (2-1-12)
Scored 15 points or under in a 2nd half (SEC): Alabama (14 pts) (2-6-13)
Scored under 13 points in a 2nd half: Alabama A&M (12 points) (12-29-08)
Scored under 40 points in a game: Alabama (37 points) (2-6-13)

Scored under 50 points in a game (SEC): Florida (45 points) (1-20-11)
Had 50 rebounds: at Tennessee (53 rebounds) (1-28-12)
Had +20 rebound margin: +23 (53-30), at Tennessee (1-28-12)
Had 25 assists: Vanderbilt (27 assists) in SEC Tour. Atlanta (3-13-08)
Had 15 steals: at Alabama A&M (15 steals) (12-1-09)
Had 10 blocks: at Florida State (10 blocks) (1-4-12)
Failed to make a 3-point field goal: Dayton (0-24) in Chicago Invitational in Hoffmann Estates, Ill. (11-28-08) • set NCAA Record
Attempted 40 free throws: vs. #12 Illinois (40 attempts), (12-29-12)
Attempted 40 free throws (SEC): Kentucky (40 attempts), (2-12-14)
Attempted less than 10 free throws: Illinois (5-5) (12/8/13)
Made 30 free throws: Mississippi State (31) 43 fta. (1-22-14)
Attempted at least 30 free throws in a half: at LSU (26-36 - 2nd Half) (2-8-14)
Made at least 18 3-point field goals: Samford (18-of-33) (11-19-10)
Made at least 10 3-point fgs: Vanderbilt (10-of-17) (2-22-14)

2013-14 Auburn Tigers Basketball
AU Combined Team Statistics (as of Feb 26, 2014)
All games

RECORD:	OVERALL	HOME	AWAY	NEUTRAL
ALL GAMES	13-13	12-5	1-7	0-1
CONFERENCE	5-10	4-4	1-6	0-0
NON-CONFERENCE	8-3	8-1	0-1	0-1

#	Player	gp-gs	min	avg	Total		3-Point		F-Throw		Rebounds				pf dq		a	to	blk	stl	pts	avg
					fg-fga	fg%	3fg-fga	3fg%	ft-fa	ft%	off	def	tot	avg	pf	dq						
03	Denson, Chris	26-26	838	32.2	175-362	.483	19-75	.253	161-244	.660	31	82	113	4.3	57	0	62	48	3	29	530	20.4
01	Harrell, KT	26-26	832	32.0	151-344	.439	57-158	.361	120-139	.863	18	85	103	4.0	68	1	51	75	5	22	479	18.4
13	Shamsid-Deen, Tahj	26-26	758	29.2	88-201	.438	35-104	.337	43-56	.768	8	30	38	1.5	76	4	76	34	2	21	254	9.8
02	Payne, Allen	26-25	735	28.3	73-159	.459	6-26	.231	48-63	.762	42	102	144	5.5	52	1	44	43	5	34	200	7.7
32	Griffin, Chris	7-0	117	16.7	14-40	.350	7-25	.280	5-5	1.000	5	23	28	4.0	8	0	3	8	7	4	40	5.7
00	Dixon-Tatum, Asauhn	26-25	576	22.2	56-97	.577	0-0	.000	28-46	.609	71	84	155	6.0	92	6	11	36	49	8	140	5.4
11	Wade, Dion	26-0	282	10.8	26-77	.338	20-64	.313	10-16	.625	9	27	36	1.4	48	2	15	8	8	17	82	3.2
21	Canada, Malcolm	26-0	311	12.0	22-61	.361	1-8	.125	31-39	.795	10	39	49	1.9	40	2	27	25	2	17	76	2.9
31	Griciunas, Benas	12-1	112	9.3	10-26	.385	0-5	.000	4-7	.571	6	15	21	1.8	14	0	3	5	5	0	24	2.0
41	Atewe, Matthew	20-0	300	15.0	11-26	.423	0-0	.000	13-23	.565	26	45	71	3.6	62	5	7	15	25	7	35	1.8
25	Granger, Jordan	20-1	182	9.1	10-22	.455	0-0	.000	4-5	.800	10	22	32	1.6	29	0	3	12	3	2	24	1.2
20	Thompson, Alex	19-0	151	7.9	8-24	.333	4-12	.333	2-8	.250	7	20	27	1.4	21	0	4	8	1	7	22	1.2
22	Holmes, C.J.	3-0	3	1.0	1-1	1.000	0-0	.000	0-0	.000	0	0	0	0.0	0	0	0	1	0	0	2	0.7
04	Waddell, Devin	3-0	3	1.0	0-0	.000	0-0	.000	0-0	.000	0	0	0	0.0	1	0	0	0	0	0	0	0.0
Team											36	39	75		2			1				
Total.....		26	5200		645-1440	.448	149-477	.312	469-651	.720	279	613	892	34.3	570	21	306	319	115	168	1908	73.4
Opponents.....		26	5200		601-1410	.426	182-487	.374	478-699	.684	299	608	907	34.9	536	-	361	337	89	154	1862	71.6

TEAM STATISTICS			AU	OPP	Date	Opponent	Score	Att.
SCORING			1908	1862	11/08/13	NICHOLLS	w 76-54	4196
Points per game			73.4	71.6	11/15/13	NORTHWESTERN STATE	L 92-111	5823
Scoring margin			+1.8	-	11/19/13	JACKSONVILLE STATE	w 78-54	4016
FIELD GOALS-ATT			645-1440	601-1410	11/23/13	MURRAY STATE	w 75-67	4171
Field goal pct			.448	.426	11/26/13	TENNESSEE STATE	w 78-73	4370
3 POINT FG-ATT			149-477	182-487	12-02-13	at Iowa State	L 70-99	13889
3-point FG pct			.312	.374	^ 12/08/13	vs Illinois	L 62-81	2259
3-pt FG made per game			5.7	7.0	12/19/13	CLEMSON	w 66-64	4938
FREE THROWS-ATT			469-651	478-699	12/22/13	BOSTON COLLEGE	w 77-67	4622
Free throw pct			.720	.684	12/30/13	ARKANSAS-PINE BLUFF	w 91-59	4467
F-Throws made per game			18.0	18.4	01/04/14	FLORIDA A&M	w 81-50	4677
REBOUNDS			892	907	* 1/9/14	at Ole Miss	L 62-65	6355
Rebounds per game			34.3	34.9	* 01/11/14	MISSOURI	L 68-70	7181
Rebounding margin			-0.6	-	* 01/15/14	at Tennessee	L 67-78	14205
ASSISTS			306	361	* 01/18/14	FLORIDA	L 61-68	8683
Assists per game			11.8	13.9	* 01-22-14	at Mississippi State	L 74-82	7754
TURNOVERS			319	337	* 01/25/14	at Arkansas	L 67-86	16762
Turnovers per game			12.3	13.0	* 01/30/14	ALABAMA	w 74-55	9102
Turnover margin			+0.7	-	* 02/01/14	GEORGIA	w 74-67	7168
Assist/turnover ratio			1.0	1.1	* 2/5/14	at South Carolina	w 79-74	8581
STEALS			168	154	* 02/08/04	at LSU	L 80-87	10588
Steals per game			6.5	5.9	* 02-12-14	KENTUCKY	L 56-64	7959
BLOCKS			115	89	* 02/15/14	MISSISSIPPI STATE	w 92-82	6890
Blocks per game			4.4	3.4	* 2/19/14	at Florida	L 66-71	12414
ATTENDANCE			99511	92807	* 02/22/14	VANDERBILT	L 59-67	6814
Home games-Avg/Game			17-5854	8-11318	* 02/26/14	SOUTH CAROLINA	w 83-67	4434
Neutral site-Avg/Game			-	1-2259				

* = Conference game

Score by Periods	1st	2nd	Totals
AU	866	1042	1908
Opponents	795	1067	1862

2013-14 Auburn Tigers Basketball
AU Combined Team Statistics (as of Feb 26, 2014)
Conference games

RECORD:	OVERALL	HOME	AWAY	NEUTRAL
ALL GAMES	5-10	4-4	1-6	0-0
CONFERENCE	5-10	4-4	1-6	0-0
NON-CONFERENCE	0-0	0-0	0-0	0-0

#	Player	gp-gs	min	avg	Total		3-Point		F-Throw		Rebounds				pf	dq	a	to	blk	stl	pts	avg
					fg-fga	fg%	3fg-fga	3fg%	ft-fa	ft%	off	def	tot	avg								
03	Denson, Chris	15-15	507	33.8	106-227	.467	14-47	.298	95-143	.664	16	37	53	3.5	37	0	30	34	2	16	321	21.4
01	Harrell, KT	15-15	505	33.7	83-209	.397	31-97	.320	69-81	.852	10	53	63	4.2	43	1	30	45	1	14	266	17.7
13	Shamsid-Deen, Tahj	15-15	463	30.9	55-120	.458	22-66	.333	30-38	.789	4	19	23	1.5	52	4	39	17	0	12	162	10.8
02	Payne, Allen	15-15	426	28.4	44-93	.473	5-13	.385	28-35	.800	20	53	73	4.9	36	1	19	34	2	24	121	8.1
00	Dixon-Tatum, Asauhn	15-15	333	22.2	27-50	.540	0-0	.000	19-24	.792	35	54	89	5.9	60	5	4	15	25	7	73	4.9
32	Griffin, Chris	1-0	20	20.0	1-3	.333	1-3	.333	0-0	.000	4	3	7	7.0	2	0	1	3	1	0	3	3.0
11	Wade, Dion	15-0	157	10.5	13-45	.289	10-39	.256	5-8	.625	3	15	18	1.2	27	1	6	4	8	12	41	2.7
20	Thompson, Alex	14-0	115	8.2	8-20	.400	4-9	.444	1-4	.250	5	16	21	1.5	17	0	3	6	1	7	21	1.5
21	Canada, Malcolm	15-0	142	9.5	5-19	.263	1-2	.500	11-12	.917	7	11	18	1.2	21	2	13	9	1	6	22	1.5
25	Granger, Jordon	11-0	92	8.4	6-13	.462	0-0	.000	2-3	.667	3	9	12	1.1	17	0	0	6	2	1	14	1.3
41	Atewe, Matthew	15-0	236	15.7	6-16	.375	0-0	.000	6-11	.545	23	31	54	3.6	50	4	6	12	15	5	18	1.2
04	Waddell, Devin	1-0	1	1.0	0-0	.000	0-0	.000	0-0	.000	0	0	0	0.0	0	0	0	0	0	0	0	0.0
22	Holmes, C.J.	1-0	1	1.0	0-0	.000	0-0	.000	0-0	.000	0	0	0	0.0	0	0	0	1	0	0	0	0.0
31	Griciunas, Benas	2-0	2	1.0	0-0	.000	0-0	.000	0-0	.000	0	0	0	0.0	0	0	0	0	0	0	0	0.0
Team											21	22	43		1			1				
Total.....		15	3000		354-815	.434	88-276	.319	266-359	.741	151	323	474	31.6	363	18	151	187	58	104	1062	70.8
Opponents.....		15	3000		335-780	.429	92-253	.364	321-452	.710	177	356	533	35.5	297	-	207	197	57	94	1083	72.2

TEAM STATISTICS	AU	OPP	Date	Opponent	Score	Att.
SCORING	1062	1083	* 1/9/14	at Ole Miss	L 62-65	6355
Points per game	70.8	72.2	* 01/11/14	MISSOURI	L 68-70	7181
Scoring margin	-1.4	-	* 01/15/14	at Tennessee	L 67-78	14205
FIELD GOALS-ATT	354-815	335-780	* 01/18/14	FLORIDA	L 61-68	8683
Field goal pct	.434	.429	* 01-22-14	at Mississippi State	L 74-82	7754
3 POINT FG-ATT	88-276	92-253	* 01/25/14	at Arkansas	L 67-86	16762
3-point FG pct	.319	.364	* 01/30/14	ALABAMA	w 74-55	9102
3-pt FG made per game	5.9	6.1	* 02/01/14	GEORGIA	w 74-67	7168
FREE THROWS-ATT	266-359	321-452	* 2/5/14	at South Carolina	w 79-74	8581
Free throw pct	.741	.710	* 02/08/04	at LSU	L 80-87	10588
F-Throws made per game	17.7	21.4	* 02-12-14	KENTUCKY	L 56-64	7959
REBOUNDS	474	533	* 02/15/14	MISSISSIPPI STATE	w 92-82	6890
Rebounds per game	31.6	35.5	* 2/19/14	at Florida	L 66-71	12414
Rebounding margin	-3.9	-	* 02/22/14	VANDERBILT	L 59-67	6814
ASSISTS	151	207	* 02/26/14	SOUTH CAROLINA	w 83-67	4434
Assists per game	10.1	13.8				
TURNOVERS	187	197				
Turnovers per game	12.5	13.1				
Turnover margin	+0.7	-				
Assist/turnover ratio	0.8	1.1				
STEALS	104	94				
Steals per game	6.9	6.3				
BLOCKS	58	57				
Blocks per game	3.9	3.8				
ATTENDANCE	58231	76659				
Home games-Avg/Game	8-7279	7-10951				
Neutral site-Avg/Game	-	0-0				

* = Conference game

Score by Periods	1st	2nd	Totals
AU	473	589	1062
Opponents	449	634	1083

2013-14 Auburn Tigers Basketball
AU Season Schedule/Results & Leaders (as of Feb 26, 2014)
All games

RECORD:	OVERALL	HOME	AWAY	NEUTRAL
ALL GAMES	13-13	12-5	1-7	0-1
CONFERENCE	5-10	4-4	1-6	0-0
NON-CONFERENCE	8-3	8-1	0-1	0-1

Date	Opponent	Score	Att.	High Points	High Rebounds
11/08/13	NICHOLLS	W 76-54	4196	(21)Harrell, KT	(8)Dixon-Tatum, Asauhn
11/15/13	NORTHWESTERN STATE	92-111 L	5823	(29)Denson, Chris	(9)Denson, Chris
11/19/13	JACKSONVILLE STATE	W 78-54	4016	(15)Denson, Chris	(7)Dixon-Tatum, Asauhn
11/23/13	MURRAY STATE	W 75-67	4171	(23)Denson, Chris	(10)Payne, Allen
					(10)Harrell, KT
11/26/13	TENNESSEE STATE	W 78-73	4370	(17)Denson, Chris	(6)Payne, Allen
12-02-13	at Iowa State	70-99 L	13889	(27)Denson, Chris	(8)Denson, Chris
12/08/13	^vs Illinois	62-81 L	2259	(23)Harrell, KT	(8)Dixon-Tatum, Asauhn
12/19/13	CLEMSON	W 66-64	4938	(19)Denson, Chris	(7)Payne, Allen
12/22/13	BOSTON COLLEGE	W 77-67	4622	(29)Harrell, KT	(7)Payne, Allen
12/30/13	ARKANSAS-PINE BLUFF	W 91-59	4467	(19)Harrell, KT	(7)Atewe, Matthew
01/04/14	FLORIDA A&M	W 81-50	4677	(22)Harrell, KT	(13)Payne, Allen
1/9/14	*at Ole Miss	62-65 L	6355	(28)Denson, Chris	(7)Griffin, Chris
					(7)Payne, Allen
01/11/14	*MISSOURI	68-70 L	7181	(27)Harrell, KT	(7)Dixon-Tatum, Asauhn
01/15/14	*at Tennessee	67-78 L	14205	(24)Denson, Chris	(8)Dixon-Tatum, Asauhn
01/18/14	*FLORIDA	61-68 L	8683	(21)Denson, Chris	(6)Payne, Allen
01-22-14	*at Mississippi State	74-82 L	7754	(24)Harrell, KT	(13)Dixon-Tatum, Asauhn
01/25/14	*at Arkansas	67-86 L	16762	(18)Denson, Chris	(7)Harrell, KT
01/30/14	*ALABAMA	W 74-55	9102	(32)Denson, Chris	(11)Harrell, KT
02/01/14	*GEORGIA	W 74-67	7168	(18)Denson, Chris	(8)Dixon-Tatum, Asauhn
2/5/14	*at South Carolina	W 79-74	8581	(25)Denson, Chris	(9)Payne, Allen
				(25)Harrell, KT	
02/08/14	*at LSU	80-87 L	10588	(29)Denson, Chris	(7)Dixon-Tatum, Asauhn
02-12-14	*KENTUCKY	56-64 L	7959	(26)Denson, Chris	(13)Atewe, Matthew
02/15/14	*MISSISSIPPI STATE	W 92-82	6890	(30)Denson, Chris	(8)Atewe, Matthew
2/19/14	*at Florida	66-71 L	12414	(17)Shamsid-Deen, Tahj	(7)Dixon-Tatum, Asauhn
02/22/14	*VANDERBILT	59-67 L	6814	(13)Denson, Chris	(9)Dixon-Tatum, Asauhn
				(13)Harrell, KT	(9)Payne, Allen
02/26/14	*SOUTH CAROLINA	W 83-67	4434	(22)Denson, Chris	(4)Canada, Malcolm
					(4)Wade, Dion
					(4)Dixon-Tatum, Asauhn

* = Conference game

Attendance Summary	Games	Attend	Avg/Game
Home	17	99511	5854
Away	8	90548	11318
Neutral	1	2259	2259
Total	26	192318	7397