



# 2021 AUBURN BASEBALL

AUBURN ATHLETICS COMMUNICATIONS: 392 SOUTH DONAHUE DRIVE || AUBURN, AL 36849 || AUBURNTIGERS.COM || @AUBURN\_BASEBALL

## 2021 SCHEDULE

| Day | Date    | Opponent           | Time/Result  |
|-----|---------|--------------------|--------------|
| FRI | FEB. 19 | PRESBYTERIAN       | W, 14-3      |
| SAT | FEB. 20 | PRESBYTERIAN       | W, 6-1       |
| SUN | FEB. 21 | PRESBYTERIAN       | W, 2-1 (10)  |
| TUE | FEB. 23 | ALABAMA A&M        | W, 18-2 (7)  |
| WED | FEB. 24 | ALABAMA A&M        | W, 33-0      |
| Fri | Feb. 26 | vs. #25 Oklahoma   | L, 3-4 (10)  |
| Sat | Feb. 27 | vs. Baylor         | L, 6-12      |
| Sun | Feb. 28 | vs. Texas A&M      | W, 6-1       |
| TUE | MAR. 2  | JACKSONVILLE STATE | PPD          |
| FRI | MAR. 5  | #18 BOSTON COLLEGE | L, 2-8       |
| SAT | MAR. 6  | #18 BOSTON COLLEGE | W, 16-1      |
| SUN | MAR. 7  | #18 BOSTON COLLEGE | L, 9-11 (10) |
| Tue | Mar. 9  | at UAB             | W, 6-5       |
| FRI | MAR. 12 | LITTLE ROCK        | W, 7-0       |
| SAT | MAR. 13 | LITTLE ROCK        | W, 6-0       |
| SUN | MAR. 14 | LITTLE ROCK        | L, 6-12      |
| Tue | Mar. 16 | at Lipscomb        | 4 pm         |
| Fri | Mar. 19 | at Ole Miss*       | 6:30 pm      |
| Sat | Mar. 20 | at Ole Miss*       | 1:30 pm      |
| Sun | Mar. 21 | at Ole Miss*       | 1:30 pm      |
| Tue | Mar. 23 | vs. South Alabama  | 6 pm         |
| FRI | MAR. 26 | KENTUCKY*          | 6 PM         |
| SAT | MAR. 27 | KENTUCKY*          | 6 PM         |
| SUN | MAR. 28 | KENTUCKY*          | 1 PM         |
| Thu | Apr. 1  | at Arkansas*       | 6:30 pm      |
| Fri | Apr. 2  | at Arkansas*       | 6:30 pm      |
| Sat | Apr. 3  | at Arkansas*       | 2 pm         |
| TUE | APR. 6  | KENNESAW STATE     | 6 PM         |
| FRI | APR. 9  | MISSISSIPPI STATE* | 6 PM         |
| SAT | APR. 10 | MISSISSIPPI STATE* | 2 PM         |
| SUN | APR. 11 | MISSISSIPPI STATE* | 2 PM         |
| Tue | Apr. 13 | at Georgia Tech    | 5 pm         |
| Thu | Apr. 15 | at Alabama*        | 6 pm         |
| Fri | Apr. 16 | at Alabama*        | 6 pm         |
| Sat | Apr. 17 | at Alabama*        | 1 pm         |
| TUE | APR. 20 | SAMFORD            | 6 PM         |
| WED | APR. 21 | JACKSONVILLE STATE | 6 PM         |
| FRI | APR. 23 | FLORIDA*           | 6 PM         |
| SAT | APR. 24 | FLORIDA*           | 11 PM        |
| SUN | APR. 25 | FLORIDA*           | 1 PM         |
| Thu | Apr. 29 | at Georgia*        | 6 pm         |
| Fri | Apr. 30 | at Georgia*        | 6 pm         |
| Sat | May 1   | at Georgia*        | 11 am        |
| TUE | MAY 4   | UAB                | 6 PM         |
| THU | MAY 6   | LSU*               | 6:30 PM      |
| FRI | MAY 7   | LSU*               | 7 PM         |
| SAT | MAY 8   | LSU*               | 2 PM         |
| Tue | May 11  | at Samford         | 6 pm         |
| FRI | MAY 14  | TEXAS A&M*         | 6 PM         |
| SAT | MAY 15  | TEXAS A&M*         | 2 PM         |
| SUN | MAY 16  | TEXAS A&M*         | 1 PM         |
| TUE | MAY 18  | NORTH ALABAMA      | 6 PM         |
| Thu | May 20  | at Missouri*       | TBA          |
| Fri | May 21  | at Missouri*       | TBA          |
| Sat | May 22  | at Missouri*       | TBA          |

### POSTSEASON

|            |                           |     |
|------------|---------------------------|-----|
| May 25-30  | SEC Tournament            | TBA |
| June 4-7   | NCAA Regionals            | TBA |
| June 11-14 | NCAA Super Regionals      | TBA |
| June 19-30 | NCAA College World Series | TBA |

Home games in **BOLD CAPS**

All home games at Plainsman Park | All times central



## GAME 16

NASHVILLE, TENN. (Dugan Field)



### AUBURN TIGERS (10-5, 0-0 SEC)

Head Coach: Butch Thompson (Birmingham-Southern, 1992)

Career Record: 203-141 (7th season) | Record at Auburn: 164-120 (6th season)

at



### LIPSCOMB BISONS (5-5, 0-0 ASUN)

Head Coach: Jeff Forehand (Belmont, 1989)

Career Record: 585-538-1 (22nd season) | Record at Lipscomb: 374-396 (15th season)

### » QUICK HITTERS

- Auburn enters the week ranked in the top 10 in the country in hits (173, 5th), runs (140, 6th) and scoring (9.3, 8th).
- In 33 games since the start of last season, the Tigers have recorded the most hits (383) and has scored the fourth most runs (298) in Division I.
- Auburn has hit 21 home runs through 15 games and is one home run ahead of the pace the 2010 team that set the single season record with 131 home runs had through 15 games.
- Brody Moore hit his first career home run Sunday, becoming the 10th Auburn player to homer this season. The Tigers haven't had 10 players homer in a season since 2017.
- Peyton Glavine is set to make his first career start Tuesday. Glavine hasn't allowed a run in three of his four appearances this season.
- Auburn pitchers struck out 47 batters and issued six walks in 36.0 innings last week.
- Auburn has also utilized 13 different lineups through 15 games this season.
- Tuesday marks the first meeting between Auburn and Lipscomb since 2017, including the first ever meeting in Nashville between the two teams. The Tigers are 3-2 all-time against the Bisons.

## PITCHING MATCHUP

AUBURN

LIPSCOMB

TUE | R-JR LHP Peyton Glavine

(0-1, 2.00) vs. JR RHP Dylan Bierman

(0-1, 13.50)

## GAME INFO

Date: Tuesday, Mar. 16, 2021

Game Time: 4 p.m.

Site: Nashville, Tenn./ Dugan Field (1,500)

TV: TBD

Talent: TBD

Radio: 95.9/93.9 FM | AuburnTigers.com | TuneIn

Talent: Andy Burcham, Brad Law

Live Stats: StatBroadcast.com

Twitter Updates: @AuburnBaseball

Postgame Recap: AuburnTigers.com

Series History: Auburn leads, 3-2

Auburn: Auburn leads, 3-2

Nashville: Never met

Neutral: Never met

Last Meeting: Lipscomb 8, Auburn 7 (3/5/17)

Streak: L1

## AUBURN

10-5, 0-0 SEC

### Team Leaders

|                  |                                 |
|------------------|---------------------------------|
| Batting Average: | R-SO OF <b>Josh Hall</b> (.464) |
| Runs:            | SO IF <b>Bryson Ware</b> (18)   |
| 2B:              | GR IF <b>Rankin Woley</b> (5)   |
| HR:              | JR IF <b>Tyler Miller</b> (4)   |
| RBI:             | JR IF <b>Ty Miller</b> (22)     |
| Stolen Bases:    | JR OF <b>Kason Howell</b> (5-6) |

## LIPSCOMB

5-5, 0-0 ASUN

### Team Leaders

|                  |                                  |
|------------------|----------------------------------|
| Batting Average: | SR IF <b>Haddon Adams</b> (.317) |
| Runs:            | Two tied (7)                     |
| 2B:              | Two tied (3)                     |
| HR:              | Six tied (1)                     |
| RBI:             | SO OF <b>Ty Jones</b> (8)        |
| Stolen Bases:    | SO OF <b>Ty Jones</b> (4-5)      |

## POTENTIAL STARTING LINEUP

| Pos. | #  | Player          | AVG  | AB | R  | H  | 2B | 3B | HR | RBI | SB-SBA | BB |
|------|----|-----------------|------|----|----|----|----|----|----|-----|--------|----|
| C    | 41 | Steven Williams | .264 | 53 | 14 | 14 | 4  | 0  | 3  | 15  | 0-0    | 12 |
| 1B   | 10 | Tyler Miller    | .436 | 55 | 15 | 24 | 2  | 1  | 4  | 22  | 2-2    | 3  |
| 2B   | 19 | Brody Moore     | .333 | 54 | 14 | 18 | 3  | 0  | 1  | 17  | 0-2    | 6  |
| 3B   | 4  | Rankin Woley    | .308 | 52 | 14 | 16 | 5  | 0  | 2  | 7   | 1-1    | 5  |
| SS   | 9  | Ryan Bliss      | .353 | 51 | 12 | 18 | 3  | 0  | 3  | 9   | 3-4    | 6  |
| LF   | 2  | Josh Hall       | .464 | 28 | 8  | 13 | 2  | 2  | 0  | 6   | 4-5    | 3  |
| CF   | 5  | Kason Howell    | .240 | 50 | 7  | 12 | 2  | 0  | 0  | 9   | 5-6    | 11 |
| RF   | 8  | Bryson Ware     | .321 | 53 | 18 | 17 | 4  | 1  | 2  | 14  | 3-4    | 9  |
| DH   | 16 | Cam Hill        | .400 | 30 | 5  | 12 | 1  | 1  | 2  | 16  | 0-0    | 5  |

## AUBURN'S RECORD WHEN...

|                | 2021 | Under Thompson |
|----------------|------|----------------|
| Overall        | 10-5 | 164-120        |
| SEC            | 0-0  | 53-66          |
| Non-Conference | 10-5 | 99-44          |
| Postseason     | 0-0  | 15-13          |
| Home           | 8-3  | 114-52         |
| Away           | 1-0  | 34-51          |
| Neutral        | 1-2  | 14-15          |
| Current streak | L1   | L1             |
| Last 5 games   | 3-2  | 3-2            |
| Last 10 games  | 5-5  | 5-5            |

### Situational:

|                           |      |        |
|---------------------------|------|--------|
| AU scores first           | 9-2  | 110-40 |
| Opp. scores first         | 1-3  | 54-80  |
| AU scores 4+ runs         | 9-3  | 150-47 |
| AU scores 3 runs or less  | 1-2  | 14-73  |
| AU leads after 7 innings  | 7-2  | 133-12 |
| 8 innings                 | 8-2  | 153-11 |
| AU trails after 7 innings | 1-3  | 12-91  |
| 8 innings                 | 0-3  | 4-96   |
| Game tied after 7 innings | 1-0  | 16-14  |
| 8 innings                 | 1-0  | 3-9    |
| Extra Innings             | 1-2  | 7-12   |
| 1-run games               | 2-1  | 31-30  |
| 2-run games               | 0-1  | 17-9   |
| 3-run games               | 0-0  | 18-16  |
| Games decided by 5+ runs  | 8-3  | 83-38  |
| vs. LH Starter            | 3-3  | 51-37  |
| vs. RH Starter            | 7-2  | 113-83 |
| More hits than opponent   | 10-1 | 124-21 |
| Fewer hits than opponent  | 0-4  | 25-91  |
| Hits are tied             | 0-0  | 13-9   |
| AU has 10+ hits           | 6-3  | 101-44 |
| Opp. has 10+ hits         | 0-4  | 38-74  |
| Hit a home run            | 6-4  | 104-41 |
| Opp. hits a home run      | 2-4  | 63-73  |
| AU quality start          | 2-0  | 56-18  |
| Opp. quality start        | 2-0  | 21-47  |
| AU commits no errors      | 5-0  | 72-29  |
| Opp. commits no error     | 1-2  | 40-60  |

### By Day:

|  |     |        |
|--|-----|--------|
| Sunday                                 | 2-2 | 26-23  |
| Monday                                 | 0-0 | 1-2    |
| Tuesday                                | 2-0 | 33-15  |
| Wednesday                              | 1-0 | 13-5   |
| Thursday                               | 0-0 | 5-11   |
| Friday                                 | 2-2 | 40-26  |
| Saturday                               | 3-1 | 43-36  |
| Day Games (first pitch before 6 p.m.)  | 9-5 | 101-65 |
| Night Games (first pitch after 6 p.m.) | 1-0 | 63-55  |
| Doubleheaders                          | 0-0 | 20-10  |

### By Month:

|          |     |       |
|----------|-----|-------|
| February | 6-2 | 41-12 |
| March    | 4-3 | 60-29 |
| April    | 0-0 | 31-36 |
| May      | 0-0 | 21-35 |
| June     | 0-0 | 10-7  |

### By Jersey:

|                 |     |       |
|-----------------|-----|-------|
| White           | 1-3 | 49-28 |
| Blue            | 3-1 | 28-22 |
| Orange          | 2-0 | 36-23 |
| Gray            | 1-0 | 17-30 |
| Pinstripes      | 3-1 | 24-15 |
| Cream Throwback | 0-0 | 8-2   |

## UNIVERSITY INFORMATION

|                            |  |
|----------------------------|--|
| <b>Location</b>            | Auburn, Ala.   |
| <b>Enrollment</b>          | 30,440   |
| <b>Founded</b>             | October 1, 1856  |
| <b>Nickname</b>            | Tigers   |
| <b>Colors</b>              | Burnt Orange and Navy Blue                                   |
| <b>President</b>           | Dr. Jay Gogue  |
| <b>Athletics Director</b>  | Allen Greene   |
| <b>Conference</b>          | Southeastern (SEC West)                                      |
| <b>Stadium / Capacity</b>  | Samford Stadium-Hitchcock Field<br>at Plainsman Park / 4,096 |
| <b>Ticket Office Phone</b> | 855-282-2010   |

## BASEBALL COACHING / SUPPORT STAFF

|  |  |
|--|--|
| <b>Head Coach</b>                            | Butch Thompson (Birmingham-Southern, 1992)     |
| <b>Record at Auburn / Seasons</b>            | 164-120 (.577) / 6th                           |
| <b>Career Coaching Record / Seasons</b>      | 203-141 (.590) / 7th                           |
| <b>Assistant Coach</b>                       | Karl Nonemaker (Vanderbilt, 2002)              |
| <b>Assistant Coach</b>                       | Gabe Gross (Auburn, 2012)                      |
| <b>Volunteer Assistant</b>                   | Tim Hudson (Auburn)                            |
| <b>Student Assistant</b>                     | Dan Gamache (Auburn)                           |
| <b>Director of Operations</b>                | Greg Drye (Southern Miss, 1998)                |
| <b>Special Asst. to Head Coach</b>           | Randall Dickey (Ouachita Baptist, 1983)        |
| <b>Player Development &amp; Data Analyst</b> | Blake Logan (Auburn, 2017)                     |
| <b>Athletic Trainer</b>                      | Anthony Sandersen (South Dakota State, 2004)   |
| <b>Strength &amp; Conditioning</b>           | Chris Joyner (Minnesota State - Mankato, 2001) |

## PROGRAM HISTORY

|  |  |
|--|--|
| <b>Modern Era Program Record (since 1949)</b>  | 1,973-1,353-4 (.593)                   |
| <b>College World Series Appearances / Last</b> | 5 / 2019                               |
| <b>College World Series Record</b>             | 3-10 (.231)                            |
| <b>NCAA Regional Appearances/ Last</b>         | 22 / 2019                              |
| <b>NCAA Regional Record</b>                    | 51-45 (.531)                           |
| <b>NCAA Super Regional Appearances / Last</b>  | 3 / 2019                               |
| <b>NCAA Super Regional Record</b>              | 3-5 (.375)                             |
| <b>Last Postseason Opponent</b>                | Louisville / 2019 College World Series |
| <b>Result</b>                                  | Lost, 5-3                              |

## POSTSEASON HISTORY

**College World Series Appearances: 5** (1967, 1976, 1994, 1997, 2019)

**Super Regional Appearances: 3** (1999, 2018, 2019)

**NCAA Regional Appearances: 22** (1963, 1967, 1976, 1978, 1987, 1989, 1993-95, 1997-2003, 2005, 2010, 2015, 2017, 2018, 2019)

**NCAA Regional Titles: 7** (1967, 1976, 1994, 1997, 1999, 2018, 2019)

## MEDIA RELATIONS

**Baseball Contact:** George Nunnelley, Asst. Director - Athletics Comm.  
**Cell:** 502-609-9982  
**Email:** gnnunnelley@auburn.edu  
**Twitter:** @gnunnelley  
**Associate AD:** Kirk Sampson

## 2021 AUBURN BASEBALL ROSTER

| No. | Name                | Pos.   | Cl.   | B/T | Ht.  | Wt. | Exp. | Hometown (Previous School)                   |
|-----|---------------------|--------|-------|-----|------|-----|------|--|
| 1   | Judd Ward           | OF     | Sr.   | L/R | 6-1  | 195 | 3L   | Russellville, Ala. (Russellville)            |
| 2   | Josh Hall           | OF     | R-So  | L/R | 5-9  | 185 | TR   | Homewood, Ala. (Ole Miss)                    |
| 3   | Brayton Brown       | OF     | So.   | R/R | 5-9  | 190 | 1L   | Selma, Ala. (Morgan Academy)                 |
| 4   | Rankin Woley        | IF     | Gr.   | R/R | 6-0  | 210 | 2L   | Atlanta, Ga. (Chattahoochee Valley)          |
| 5   | Kason Howell        | OF     | Jr.   | R/R | 6-0  | 185 | 2L   | Argyle, Texas (Liberty Christian)            |
| 6   | Bobby Peirce        | OF     | R-So. | R/R | 6-2  | 195 | JC   | Scottsdale, Ariz. (South Mountain)           |
| 7   | Cole Foster         | IF     | Fr.   | S/R | 6-1  | 190 | HS   | Plano, Texas (Plano Senior)                  |
| 8   | Bryson Ware         | IF     | So.   | R/R | 6-2  | 195 | JC   | Madison, Miss. (Pearl River)                 |
| 9   | Ryan Bliss          | IF     | Jr.   | R/R | 5-9  | 165 | 2L   | LaGrange, Ga. (Troup)                        |
| 10  | Tyler Miller        | IF/OF  | Jr.   | L/R | 6-2  | 193 | 1L   | Spanish Fort, Ala. (East Mississippi)        |
| 11  | Kade Snell          | LHP    | Fr.   | L/L | 6-1  | 225 | HS   | Dothan, Ala. (Wicksburg)                     |
| 12  | Carter Frederick    | RHP/OF | Fr.   | R/R | 6-4  | 225 | HS   | Chelsea, Ala. (Chelsea)                      |
| 13  | Ben Schorr          | C      | Fr.   | R/R | 6-1  | 205 | HS   | Columbus, Ga. (Columbus)                     |
| 14  | Brooks Fuller       | LHP    | Jr.   | L/L | 6-2  | 215 | 2L   | Auburn Ala. (Auburn)                         |
| 16  | Cam Hill            | DH/LHP | Fr.   | L/L | 6-3  | 210 | HS   | Madison, Ala. (Bob Jones)                    |
| 17  | Ryan Dyal           | C      | R-Fr. | L/R | 6-0  | 190 | HS   | Senoia, Ga. (East Coweta)                    |
| 18  | Mason Barnett       | RHP    | So.   | R/R | 6-1  | 205 | 1L   | Cartersville, Ga. (Cartersville)             |
| 19  | Brody Moore         | IF/UTL | Jr.   | R/R | 6-0  | 185 | 2L   | Oneonta, Ala. (Oneonta)                      |
| 20  | Cody Greenhill      | RHP    | Sr.   | R/R | 6-4  | 216 | 3L   | Russellville, Ala. (Russellville)            |
| 21  | Trace Bright        | RHP    | So.   | R/R | 6-4  | 185 | 1L   | Montgomery, Ala. (Trinity Presbyterian)      |
| 22  | Garrett Wade        | LHP    | Jr.   | L/L | 6-2  | 205 | 2L   | Hartselle, Ala. (Hartselle)                  |
| 23  | Peyton Glavine      | LHP    | R-Jr. | R/L | 5-11 | 176 | 2L   | Alpharetta, Ga. (Blessed Trinity)            |
| 24  | Peyton Sybrandt     | C      | Fr.   | L/R | 6-3  | 210 | HS   | Baton Rouge, La. (Episcopal School)          |
| 25  | Johnny Ceccoli      | IF/OF  | So.   | L/R | 6-2  | 210 | 1L   | Tyler, Texas (All Saints Episcopal)          |
| 26  | Hayden Mullins      | LHP    | So.   | L/L | 6-0  | 185 | 1L   | Gallatin, Tenn. (Hendersonville)             |
| 27  | Seb Thomas          | RHP    | So.   | R/R | 6-5  | 250 | 1L   | Brookhaven, Ga. (Marist)                     |
| 28  | Nate LaRue          | C      | So.   | R/R | 6-3  | 210 | 1L   | Mobile, Ala. (McGill-Toolen)                 |
| 29  | Carson Skipper      | LHP    | Jr.   | L/L | 6-3  | 210 | 2L   | Trussville, Ala. (Hewitt-Trussville)         |
| 32  | Carson Swilling     | RHP    | Fr.   | R/R | 6-1  | 185 | HS   | Smiths Station, Ala. (Smiths Station)        |
| 33  | Will Morrison       | RHP    | R-So. | R/R | 6-2  | 190 | 1L   | Cullman, Ala. (Cullman)                      |
| 34  | John Samuel Shenker | IF     | R-Jr. | R/R | 6-3  | 250 | 1L   | Albany, Ga. (Colquitt County)                |
| 36  | Jack Sokol          | RHP    | Fr.   | R/R | 6-4  | 192 | HS   | New Albany, Ohio (New Albany)                |
| 40  | Blake Burkhalter    | RHP    | So.   | R/R | 6-0  | 185 | 1L   | Dothan, Ala. (Northview)                     |
| 41  | Steven Williams     | OF     | Sr.   | L/R | 6-3  | 216 | 3L   | Albany, Ga. (Deerfield-Windsor)              |
| 43  | Richard Fitts       | RHP    | Jr.   | R/R | 6-3  | 215 | 2L   | Helena, Ala. (Helena)                        |
| 44  | Jack Owen           | LHP    | Sr.   | L/L | 6-2  | 204 | 3L   | Aliso Viejo, Calif. (JSerra)                 |
| 45  | Joseph Gonzalez     | RHP    | Fr.   | R/R | 6-4  | 215 | HS   | Humacao, P.R. (Leadership Christian Academy) |
| 47  | Garrett Farquhar    | IF     | Sr.   | R/R | 5-11 | 185 | 1L   | Hoover, Ala. (Shelton State)                 |

### COACHES & STAFF

|    |                   |                                   |             |
|----|-------------------|-----------------------------------|-------------|
| 30 | Butch Thompson    | Head Coach                        | Sixth Year  |
| 35 | Karl Nonemaker    | Assistant Coach                   | Fourth Year |
| 39 | Gabe Gross        | Assistant Coach                   | Fourth Year |
| 15 | Tim Hudson        | Volunteer Assistant Coach         | Second Year |
|    | Dan Gamache       | Student Assistant Coach           | Second Year |
|    | Greg Drye         | Director of Operations            | Sixth Year  |
|    | Anthony Sandersen | Athletic Trainer                  | Fourth Year |
|    | Blake Logan       | Player Development & Data Analyst | Second Year |
|    | Chris Joyner      | Strength & Conditioning           | Third Year  |

### PRONUNCIATION GUIDE

|                     |             |
|---------------------|-------------|
| Johnny CECCOLI      | Suh-CO-lee  |
| Ryan DYAL           | DIAL        |
| Garrett FARQUHAR    | FAR-kwar    |
| KASON Howell        | KAY-son     |
| Ben SCHORR          | SHORE       |
| John Samuel SHENKER | SHANK-er    |
| Jack SOKOL          | SOAK-ull    |
| Peyton SYBRANDT     | SIGH-brandt |
| Rankin WOLEY        | WOE-lee     |

**30 BUTCH THOMPSON HEAD COACH**

**THE AUBURN SKIPPER**

- Eight College World Series appearances / 17 postseason appearances
- 2013 National Runner-up (Mississippi State)
- 2001 National Champion (Birmingham-Southern)
- 2014 Baseball America/ABCA National Assistant Coach of the Year
- 2006 FCA Coach of the Year
- Coached 16 pitchers who went on to pitch in the Major Leagues
- Recruited and coached 32 pitchers who were drafted out of college that weren't drafted out of high school

**Butch Thompson enters his sixth season at the helm of the program in 2020, posting a record of 154-115 in his first five seasons. He led the program to the first College World Series appearance in 22 years in 2019 and has taken the Tigers to three straight regionals for the first time since 2001-03.**

Butch Thompson was named Auburn's head baseball coach on October 22, 2015 and enters his sixth season with the Tigers in 2021.

Thompson, who spent three seasons as an assistant coach and recruiting coordinator at Auburn from 2006-08, returned to The Plains after seven seasons at Mississippi State as both associate head coach and pitching coach.

A native of Amory, Miss., Thompson has coached 30 Division I All-Americans and 39 all-conference performers. He has seen 16 of his former pitchers make their Major League Baseball debuts, including 10 since 2014. Thompson has also turned 32 pitchers who went undrafted out of high school into MLB draft picks.

Thompson had three pitchers drafted in the first 11 rounds in 2014 and five pitchers drafted, including three in the top 10 rounds, in 2013. He added a first-round selection in the 2016 draft, a third-round pick in Keegan Thompson in 2017 and the first No. 1 overall pick in program history in Casey Mize in 2018. With Tanner Burns also going as a supplemental first round pick in 2020, Auburn became one of four programs with a pair of pitchers drafted in the first round in the last three years.

Along with his pitching pedigree, Thompson is also considered one of the top recruiters in the country. Since 2003, he has secured 13 recruiting classes that were ranked in the top 10 by either Baseball America or Perfect Game, including the No. 5 signing class in 2017 and a program record No. 4 class in 2018. His classes signed from 2006-08 at Auburn each ranked in the top 18 nationally, including the No. 5 class in 2008, which included All-American and SEC Player of the Year Hunter Morris.

In 28 years of coaching at the collegiate level, including 19 in the Southeastern Conference, Thompson has coached eight College World Series participants, including leading the Tigers to the program's first trip to the College World Series in 22 years in 2019. Thompson has also coached one national champion and a national runner-up, won nine conference championships and made 17 postseason appearances. He has also served as an assistant under three National Coach of the Year recipients.

Thompson was named the 2006 Fellowship of Christian Athletes SEC Coach of the Year while at Auburn and the 2014 Baseball America and American Baseball Coaches Association (ABCA) National Assistant Coach of the Year while at Mississippi State.

Thompson has returned the Tigers to prominence in five seasons on The Plains as he has guided the team to a 154-115 overall record and three straight NCAA Tournament appearances for the first time since 2001-03, including back-to-back super regionals for the first time in program history. After advancing to the College World Series in 2019 and a winner-take-all game three in the Gainesville Super Regional in 2018, the Tigers have finished each of the last two full seasons ranked as high as No. 8 and No. 9, respectively. It marked the third time in program history the team has finished back-to-back seasons in the top 10.

Entering the 2019 postseason as the No. 2 seed in the Atlanta Regional, Auburn became the only program to sweep a regional on the road in each of the last two seasons before also becoming the first team to defeat North Carolina in a Chapel Hill Super Regional in 2019, punching its ticket to Omaha for the first time since 1997.

In seven seasons at MSU, Thompson made four NCAA regional trips, two Super Regionals, won the SEC Tournament and advanced to the College World Series finishing as NCAA runner-up in 2013. In three of his last four seasons in Starkville, the Bulldogs' staff ERA finished no higher than 3.06. Thompson's 2013 pitching staff was one of two nationally to finish in the top 15 in ERA, strikeouts per nine



innings and hits allowed per nine innings.

In addition to his experience at Auburn and Mississippi State, Thompson also spent four seasons at Georgia from 2002-05, including a trip to the College World Series in 2004. While there, he guided the development of future Major Leaguers Josh Fields, Mitchell Boggs and Brooks Brown.

Thompson launched his coaching career as pitching coach and top assistant at Huntingdon College (Ala.) in 1993, before returning to his alma mater in Birmingham, where he helped lead the Panthers to back-to-back Southern States Conference Championships and in 1995 coached BSC to its first NAIA World Series berth.

Thompson left BSC briefly to serve as head coach at Jefferson State Community College in Birmingham in 1997. While at JSCC, he was honored as the Regional Tournament Coach of the Year, the ABCA Alabama Junior College Coach of the Year and the Southeast Region Coach of the Year after guiding JSCC to a 39-21 mark, the AJCAA Region 22 State Championship and a third-place finish in the NJCAA Division II World Series.

He returned to Birmingham-Southern as top assistant the following season, beginning a four-year run during the most successful span in BSC baseball history. The Panthers won 196 games and four TranSouth Conference Championships and made three-consecutive appearances in the NAIA World Series. BSC's 2001 team posted a school-best 55-11 mark and captured the NAIA National Championship.

In 2002, Thompson joined the SEC baseball coaching fraternity as a pitching coach and recruiting coordinator at Georgia and has been a part of the league for the past 17 seasons.

Thompson currently serves as the large-school representative for the Alabama Baseball Coaches Association and is an All-American committee member representing the South region for the ABCA.

Thompson prepped at Amory (Miss.) High School and later starred as a pitcher at Itawamba (Miss.) Community College from 1989-90. On Oct. 25, 2014, Thompson was inducted into the ICC Athletic Hall of Fame.

He earned a Bachelor's Degree in History at BSC in 1992 and completed a Master's Degree in Sports Administration at UAB in 1996. He is married to the former Robin Ashe of Birmingham, Ala., and they are the parents of three daughters --- Anna, Olivia and Madelyn Gail.



**NATIONAL POLLS**

**NEWS & NOTES**

**BASEBALL AMERICA**

Mar. 15

1. Arkansas\*
2. Mississippi State\*
3. Vanderbilt
4. Ole Miss\*
5. Miami
6. Florida\*
7. Texas Tech
8. Louisville
9. East Carolina
10. Texas
11. Georgia Tech\*
12. South Carolina
13. Virginia Tech
14. North Carolina
15. Notre Dame
16. Oregon
17. Arizona
18. Tennessee
19. Pittsburgh
20. Michigan
21. Boston College\*
22. Alabama\*
23. UCLA
24. TCU
25. Oklahoma State

**D1 BASEBALL**

Mar. 15

1. Arkansas\*
2. Vanderbilt
3. Mississippi State\*
4. Ole Miss\*
5. Florida\*
6. Miami
7. Texas Tech
8. Louisville
9. East Carolina
10. Texas
11. UCLA
12. Georgia Tech\*
13. Tennessee
14. Oklahoma State
15. TCU
16. South Carolina
17. Notre Dame
18. Pittsburgh
19. LSU\*
20. Oregon
21. UC Santa Barbara
22. Michigan
23. Oregon State
24. Boston College\*
25. Virginia Tech

**USA TODAY**

Mar. 15

1. Arkansas\*
2. Vanderbilt
3. Mississippi State\*
4. Ole Miss\*
5. Florida\*
6. Texas Tech
7. Louisville
8. Miami
9. East Carolina
10. Tennessee
11. Oklahoma State
12. Texas
13. UCLA
14. Georgia Tech\*
15. LSU\*
16. TCU
17. South Carolina
18. Notre Dame
19. Oregon
20. Oregon State
21. Arizona
22. UC Santa Barbara
23. Arizona State
24. Michigan
25. Alabama\*

**NCBWA**

Mar. 8

1. Arkansas\*
2. Vanderbilt
3. Ole Miss\*
4. Florida\*
5. Mississippi State\*
6. UCLA
7. South Carolina
8. Miami
9. Texas Tech
10. Oklahoma State
11. TCU
12. Louisville
13. Georgia Tech\*
14. East Carolina
15. Tennessee
16. Oregon State
17. Arizona
18. LSU\*
19. Texas
20. UC Santa Barbara
21. Boston College\*
22. Alabama\*
22. Florida Atlantic
24. Virginia Tech
25. Virginia

**PERFECT GAME**

Mar. 15

1. Arkansas\*
2. Vanderbilt
3. Mississippi State\*
4. Florida\*
5. Ole Miss\*
6. Miami
7. Louisville
8. Texas Tech
9. East Carolina
10. Indiana
11. Arizona State
12. Arizona
13. LSU\*
14. Georgia Tech\*
15. Texas
16. Michigan
17. Oregon
18. Notre Dame
19. Tennessee
20. UCLA
21. South Carolina
22. North Carolina
23. TCU
24. Oklahoma State
25. Boston College\*

**COLLEGIATE BASEBALL**

Mar. 15

1. Arkansas\*
2. Vanderbilt
3. Florida
4. Ole Miss\*
5. Texas Tech
6. Mississippi State\*
7. Georgia\*
8. East Carolina
9. Oklahoma State
10. LSU\*
11. Louisville
12. Arizona State
13. Michigan
14. Texas
15. UCLA
16. Miami
17. North Carolina
18. South Carolina
19. Oregon
20. Georgia Tech\*
21. Arizona
22. Oregon State
23. Notre Dame
24. Alabama\*
25. Texas A&M\*

**AUBURN IN THE POLLS**

**BA D1 CB NC PG USA**

Pre. NR 23 NR 25 17 NR  
 2/22 NR 21 NR 22 17 --  
 3/1 NRNR NR NR 22 25  
 3/8 NRNR NR NR NR NR  
 3/15 NRNR NR NR NR NR

**HOME SWEET HOME**

- Thirty-one games are scheduled to be played at Plainsman Park in 2021, including 11 of the first 15, which the team just wrapped up.
- The Tigers are 95-37 (.720) at home since the start of the 2017 season and 72-24 (.750) at home since the start of the 2018 season.

**NON-CONFERENCE SUCCESS**

- Auburn is 62-20 (.756) against non-conference opponents in the regular season since 2018, including 38-11 (.776) on the weekend.

**POUNDING THE STRIKE ZONE**

- Auburn pitchers struck out 47 batters and issued six walks in 36.0 innings last week.
- The Tigers rank top 25 in the country in strikeout-to-walk ratio (3.30) and walks allowed per nine innings (2.92).

**GONZO + MULLINS' GEM**

- Auburn pitchers Joseph Gonzalez and Hayden Mullins combined to record all 27 outs and struck out 15 batters without issuing a walk at UAB last Tuesday.
- The duo became the first Auburn pitchers to combine to strike out 15 without issuing a walk since Tanner Burns' 15 strikeout performance vs. Cincinnati on Mar. 1, 2019.

**KILLER B'S - BULL, BARNETT, BURKHALTER**

- Cody Greenhill, AKA Bull, Mason Barnett and Blake Burkhalter have combined to turn in the following stat line this season: 4-0, 0.92 ERA, 39.1 IP, 41 K, .165 B/AVG.

**DIGGING THE LONG BALL**

- Auburn has hit 21 home runs thru 15 games, which is one home run ahead of the pace the 2010 team that set the single season program record with 131 home runs was on thru 15 games.
- Brody Moore became the 10th player to homer in a game with his first career long ball Sunday. The Tigers haven't had 10 players homer in a season since 2017.

**DEPTH FOR DAYS**

- Seventeen Auburn players have earned at least one start through 15 games this season.
- Nine players with 10 or more at-bats are hitting .300 or better and four players are hitting .400 or higher.
- Fourteen pitchers have made an appearance this season, including 13 who have made three or more.

**PROLIFIC OFFENSE**

- Auburn finished the shortened 2020 season as the national leader in batting average (.330) and also ranked in the top 10 in the country in hits (210), doubles (51), runs (158) and on-base percentage (.421).
- Through 15 games, the Tigers have scored 140 runs on 173 hits and are hitting .322 with a .418 on-base percentage.
- Auburn has more hits (383) than any other D1 team and the fourth most and runs (298) since the start of 2020.

### 100 HIT CLUB

- Auburn has four players with 100+ hits in an Auburn uniform - Steven Williams (154), Judd Ward (123), Ryan Bliss (117) and Rankin Woley (115).
- The Tigers are one of two teams in the country (Wake Forest) to have four players with 100+ hits.
- Both teams have a fifth player approaching 100 career hits as Auburn center fielder Kason Howell has 85 career hits and Wake Forest infielder Michael Turnconi has 86 career hits.

### BLISSING BASEBALLS

- Shortstop Ryan Bliss has started and played in all but two games since stepping foot on campus in 2019.
- Bliss has multiple hits in 33 of 68 games since April 1, 2019 and is hitting .338 (93-for-275) during the span.

### RANKIN IS ROLLIN'

- Rankin Woley is riding a season high eight-game hitting streak and is hitting .387 (12-for-31) during the span.
- The graduate third baseman is hitting .367 (44-for-120) with 27 runs, 13 doubles, four home runs and 29 RBI in 31 games since the start of last season.

### SWING IT, STEVEN

- Senior outfielder Steven Williams ranks second among active SEC players in hits (154), home runs (26) and RBI (114).
- Williams would enter the top 10 in program history with nine or more home runs.

### IS T-MILL FOR REAL?

- Tyler Miller reached base in nine straight plate appearances from 2/27-3/5, going 8-for-8 with four runs, a double, triple, homer and four RBI during the stretch.
- Miller is the only player in the SEC to rank in the top five in average (.436), hits (24) and RBI (22).

### GETTING IT STARTED

- Prior to Ryan Bliss missing two games against Alabama A&M, Judd Ward and Bliss had hit first and second in the Auburn lineup in 47 straight games dating back to 2019.
- During the 47-game span, the duo hit .318 (124-for-390) with 87 runs, 23 doubles, three triples, 11 home runs and 68 RBI.

### PROVEN VETERANS

- Seniors Cody Greenhill and Jack Owen are two of eight SEC pitchers with a career sub-4.00 ERA and 100+ IP.
- Greenhill entered 2021 with a 2.63 ERA in 133.2 IP while Owen had turned in a 3.76 clip in 124.1 IP.

### A NEW ROLE

- Senior right-hander Cody Greenhill made his first career start and earned the win in the season opener vs. Presbyterian.
- Greenhill previously made 53 career relief appearances since 2018 and ranks sixth in program history in saves (19).

### RECORD-SETTING PERFORMANCE

- Auburn set the program record with 33 runs in a win against Alabama A&M on Feb. 24, eclipsing the previous mark of 32 runs against Troy on Mar. 2, 1994.
- The Tigers also tied the program record with 27 hits in the contest, matching the previous record set in the same game against the Trojans.
- The team scored 14 runs in the fourth inning, coming up two runs shy of the program record.
- Twelve players recorded a hit in the game and 10 had two or more, including all nine in the starting lineup.
- Nine players drove in two or more runs, including four players with four or more RBI, led by Brody Moore's seven.
- The Tigers totaled 11 doubles in the game and three players had a pair of two-baggers. It marked the first time since 2010 the team hit 10 or more doubles in a game.
- Bryson Ware set the single-game program record by scoring six runs in the contest.

### WEALTH OF EXPERIENCE

- The Tigers return 12 position players, including seven players who started 10 or more games, and 10 pitchers from last year's team.
- The returning position players accounted for 76 percent of the runs, 77 percent of the RBI and 79 percent of the Tigers' hits in 2020.
- Despite losing two weekend starters in Tanner Burns and Bailey Horn, the returning pitchers accounted for 62 percent of the strikeouts, 66 percent of the innings pitched and 71 percent of the team's appearances in 2020.

### ON THE ROAD AGAIN

- Auburn's trip to Round Rock, Texas, for the Round Rock Classic from Feb. 26-28 marked the team's first road trip since the program's appearances in the 2019 CWS.

### TOUGH TESTS AHEAD

- Four of Auburn's last 10 games have come against ranked opponents (#25 Oklahoma, #18 Boston College).
- The Tigers are scheduled to play eight other opponents ranked in the top 25 of one of the six major polls, including four of the top five in D1 Baseball's latest top 25.

### MR. 200

- Including a season at Jefferson State Community College, head coach Butch Thompson recorded his 200th career win in a 16-1 victory against Boston College on Mar. 6.

### ALL-SEC

- Ryan Bliss and Rankin Woley held down the left side of the infield on the Preseason All-SEC Team selected by the leagues head coaches earlier this month.
- The tandem are the first shortstop and third baseman teammates to both be named First Team Preseason All-SEC since Dalton Guthrie and Jonathan India of Florida in 2017.

### ALL-AMERICA

- Three Tigers have been represented on Preseason All-America teams in Ryan Bliss, Richard Fitts and Rankin Woley.
- Baseball America: Bliss and Fitts (3rd)
- Collegiate Baseball: Bliss and Woley (3rd)
- D1 Baseball: Fitts (2nd)
- NCBWA: Woley (2nd)
- Perfect Game: Bliss (3rd)

### HISTORIC RUN

- Auburn's appearance in the 2019 College World Series was the team's fifth all-time and the first since 1997.
- The Tigers have been to three straight regionals for the first time since 2001-03 and two straight super regionals for the first time in program history.
- The team has won 118 games in the last three full seasons, marking the most wins in a three-year span since winning 124 games from 1999-2001.

### FIRST ROUND FACTORY

- With Casey Mize going as the No. 1 overall pick in 2018 and Tanner Burns going as a supplemental first round pick last summer, Auburn became one of four programs with two first round picks in the last three years.

### MLB SUCCESS ON STAFF

- With the addition of Tim Hudson prior to the 2020 season, Auburn's coaching staff has 62 years of experience in professional baseball, including 32 years in the MLB.
- Other members of the coaching and support staff with professional experience include Gabe Gross, Karl Nonemaker, Dan Gamache, Chris Joyner and Anthony Sandersen.

### AUBURN IN THE MLB DRAFT

- The 2020 MLB Draft marked the 46th consecutive year Auburn had at least one player selected, tied for the longest active streak in the SEC.
- With Tanner Burns and Bailey Horn going in the first and fifth rounds, it marked the third time in program history two pitchers were drafted in the first five rounds, including the first time since 1997.
- It also marked second time Auburn had a top-five round pick in five straight drafts (1997-2001), and is the first time the team has had a top-seven round pitcher in four straight drafts.

## THE LAST TIME...

### BATTING SUPERLATIVES

|   |  |
|---|--|
| 5 hits in a game                            | Anfernee Grier at Kennesaw St. [5-for-6] (4/12/16)                         |
| 6 hits in a game                            | Tyler Johnstone vs. Elon [6-for-7, 2B, 3B] (2/25/05)                       |
| <b>Reached base 6 times</b>                 | <b>Bryson Ware vs. Alabama A&amp;M [3-5, 3B] (2/24/21)</b>                 |
| <b>4 runs in a game</b>                     | <b>Judd Ward vs. Presbyterian (2/19/21)</b>                                |
| <b>5 runs in a game</b>                     | <b>Rankin Woley vs. #18 Boston College (3/6/21)</b>                        |
| <b>6 runs in a game</b>                     | <b>Bryson Ware vs. Alabama A&amp;M (2/24/21)</b>                           |
| 10-game hitting streak                      | Rankin Woley, 10 games (2/22-3/8)  |
| 15-game hitting streak                      | Jonah Todd, 16 games, (4/8-5/7/17)   |
| 20-game hitting streak                      | A. Grier, 22 games, (5/31/15-3/22/16)                                      |
| 25-game hitting streak                      | Justin Fradejas, 27 games (3/23-5/7/10)                                    |
| 30-game hitting streak                      | Casey Dunn, 31 games (2/22 [G1]-4/15/97)                                   |
| 3 doubles in a game                         | Jordan Ebert vs. Southern (2/26/16)  |
| 4 doubles in a game                         | Ken Dempsey vs. Georgia (1971)   |
| 2 triples in a game                         | Jay Gonzalez vs. Alabama State (2/28/12)                                   |
| 3 triples in a game                         | never  |
| 2 home runs in one game                     | Ryan Bliss vs. Wright State (2/29/20)                                      |
| 3 home runs in one game                     | Tony Caldwell at Kentucky (4/9/11)   |
| <b>7 RBI in a game</b>                      | <b>Brody Moore vs. Alabama A&amp;M (2/24/21)</b>                           |
| 8 RBI in a game                             | Justin Bryant at Georgia (3/19/10)   |
| 9 RBI in a game                             | Hunter Morris at Georgia (3/21/10)   |
| 10 RBI in a game                            | Bob Berry vs. Huntington (4/15/82)   |
| <b>Grand slam home run</b>                  | <b>Cam Hill vs. #18 Boston College (3/6/21)</b>                            |
| Inside-the-park home run                    | Edouard Julien vs. Georgia Southern (2/17/19)                              |
| HR to begin game                            | Will Holland at #5 Ole Miss (5/12/18)                                      |
| Two HR in one inning                        | Dan Glevenyak at Jacksonville State (8th) (5/7/13)                         |
| HR in consecutive at-bats                   | Conor Davis vs. Alabama A&M/Wright State (2/26-28/20)                      |
| HR in three consecutive at-bats             | Edouard Julien vs. Alabama A&M/at UCF (2/20-22/19)                         |
| <b>HR in three consecutive games</b>        | <b>Cam Hill vs. #18 Boston College (3/6-7/21)</b>                          |
| HR in three consecutive games               | Conor Davis vs. Alabama A&M/Wright State (2/25-28/20)                      |
| HR in three consecutive SEC games           | Trent Mummy (4/17-23/10)   |
| HR in four consecutive games                | Joseph Sanders (5/10-15/08)  |
| HR in four consecutive SEC games            | Mike Bianucci (5/2-9/08)   |
| HR in five consecutive games                | Tim Lemons (4/6-10/85)   |
| Walk-off HR                                 | Steven Williams at #7 Georgia Tech (6/1/19)                                |
| Pinch-hit HR                                | Johnny Ceccoli vs. Oakland (2/19/20)                                       |
| Pinch-hit grand slam                        | Edouard Julien vs. BYU (G1 - 3/3/18)                                       |
| HR in first at-bat of season                | Steven Williams vs. Longwood (2/17/18)                                     |
| HR in both games of DH                      | Dylan Ingram at #7 Mississippi St. (4/29/17)                               |
| Hit for the cycle                           | Judd Ward [3B, 1B, HR, 2B] vs. Illinois-Chicago (G1 - 2/15/20)             |
| Hit from both sides of plate in same inning | Damon Haecker [5th inn.] vs. Jacksonville St. (3/15/17)                    |
| <b>Two hits in same inning</b>              | <b>Brody Moore [1B, 1B] vs. Alabama A&amp;M [1st] (2/23/21)</b>            |
| Stole home                                  | Justin Hargett vs. Davidson (Gm 2) [4th] (G1 - 3/3/10)                     |
| <b>Stole two bases in a game</b>            | <b>Josh Hall vs. Alabama A&amp;M (2/23/21)</b>                             |
| Stole three bases in a game                 | Anfernee Grier vs. Southern (2/26/16)                                      |
| <b>Hit by a pitch 2 times in a game</b>     | <b>Rankin Woley vs. #18 Boston College (3/6/21)</b>                        |
| Hit by a pitch 3+ times in a game           | Dan Glevenyak at Alabama (4) (4/11/14)                                     |
| Scored 20 or more runs                      | 20 vs. Wright State (2/29/20)  |
| Scored 25 or more runs                      | 25 vs. Longwood (2/17/18)  |
| <b>Scored 30 or more runs</b>               | <b>33 vs. Alabama A&amp;M (2/24/21)</b>                                    |
| <b>Scored 5 runs in an Inning</b>           | <b>5, vs. Little Rock (5th) (3/12/21)</b>                                  |
| Scored 6 runs in an Inning                  | 6, vs. Oakland (8th) (2/19/20)   |
| Scored 7 runs in an Inning                  | 7, vs. Chicago State (3rd) (3/8/20)  |
| Scored 8 runs in an Inning                  | 8, at UAB (5th) (3/19/19)  |
| Scored 9 runs in an Inning                  | 9, vs. Alabama (9th) (5/5/19)  |
| <b>Scored 10+ runs in an Inning</b>         | <b>14, vs. Alabama A&amp;M (4th) (2/24/21)</b>                             |
| Recorded 10+ hits in an Inning              | 11, vs. Furman (5th) (2/12/00)   |
| Scored in every inning                      | vs. Coppin State (3/18/14)   |
| Recorded 15-19 hits                         | 17, vs. Chicago State (3/8/20)   |
| <b>Recorded 20 or more hits</b>             | <b>27, vs. Alabama A&amp;M (2/24/21)</b>                                   |
| Hit 3 or more home runs in an inning        | 3, vs. Northeastern (6th) (G1 - 3/10/18)                                   |
| <b>Hit 3 or more home runs in a game</b>    | <b>4, vs. #18 Boston College (3/6/21)</b>                                  |
| Hit 5 or more home runs in a game           | 6, vs. Northeastern (G1 - 3/10/18)   |
| Hit 7 or more home runs in a game           | 7, vs. Mississippi State (5/8/10)  |
| Hit back-to-back home runs                  | S. Williams & R. Woley at #4 Mississippi State (6th) (3/22/19)             |
| Hit back-to-back-to-back home runs          | B. Fletcher, H. Morris & K. Patterson vs. Mississippi State (5th) (5/8/10) |
| Had 5 doubles                               | 5, vs. Oakland (2/19/20)   |
| Had 6 doubles                               | 6, vs. Georgia Tech (3/13/18)  |
| Had 7 doubles                               | 7, vs. Chicago State (3/8/20)  |
| Had 8 doubles                               | 8, vs. BYU (G1 - 3/3/18)   |
| <b>Had 9+ doubles</b>                       | <b>11, vs. Alabama A&amp;M (2/24/21)</b>                                   |
| Stole 5 bases in a game                     | 5, vs. Bethune-Cookman (5/6/14)  |
| Stole 6 bases in a game                     | 6, vs. #21 Tennessee (3/17/19)   |
| Stole 7 bases in a game                     | 7, vs. Presbyterian (5/8/12)   |
| Stole 8 bases in a game                     | 8, vs. Alcorn State (2/22/12)  |
| <b>Walked 10+ times</b>                     | <b>11, vs. Alabama A&amp;M (2/24/21)</b>                                   |
| Did not strike out in a game                | vs. Belmont (3/11/12)  |

### PITCHING SUPERLATIVES

|  |   |
|--|---|
| <b>INDIVIDUAL</b>                            |   |
| Nine-inning no-hitter                        | Casey Mize vs. Northeastern (3/9/18)  |
| Nine-inning no-hitter (combined)             | Mike Mueller [2.0], Lee Carter [1.0], Brandon Channell [1.0], Reid Price [1.0], Andrew Skinner [1.0], Arnold Hughey [1.0], Ken Clayton [1.0], Cory Duettt [0.2], Sean Jones [0.1] vs. UAB (3/19/02) |
| Seven-inning no-hitter                       | Jason Johnson vs. LaGrange College (4/30/91)  |
| Nine-inning perfect game                     | Eric Brandon vs. Murray State (3/2/02)  |
| Seven-inning perfect game                    | Jason Johnson vs. LaGrange College (4/30/91)  |
| Nine-inning one-hitter (individual)          | Keegan Thompson vs. Presbyterian (3/1/14)   |
| Nine-inning one-hitter (combined)            | Tanner Burns [7.0], Cody Greenhill [2.0] vs. Chicago State (3/6/20)   |
| Five-inning one-hitter                       | Kevin Davis [3.2], Jacob Milliman [1.1], vs. Radford (2/22/15)  |
| Nine-inning two-hitter                       | Tanner Burns [9.0] vs. Cincinnati (3/1/19)  |
| Complete game                                | Jack Owen vs. UTSA (3/9/19)   |
| Complete game shutout                        | Jack Owen vs. UTSA (3/9/19)   |
| Consecutive complete games                   | K. Thompson vs. Arkansas & LSU (4/4 & 4/11/15)  |
| Struck out 10 batters                        | 10 by Tanner Burns vs. Chicago State (3/6/20)   |
| Struck out 11 batters                        | 11 by Bailey Horn vs. Chicago State (3/8/20)  |
| Struck out 12 batters                        | 12 by Casey Mize at Kentucky (3/23/18)  |
| Struck out 13 batters                        | 13 by Casey Mize vs. Texas A&M (3/16/18)  |
| Struck out 15 batters                        | 15 by Tanner Burns vs. Cincinnati (3/1/19)  |
| <b>TEAM</b>                                  |   |
| <b>Struck out 15+ batters</b>                | <b>Joseph Gonzalez [7], Hayden Mullins [8] at UAB (3/9/21)</b>  |
| Struck out 20+ batters                       | Brooks Fuller [4], Ryan Watson [4], Elliott Anderson [3], Cody Greenhill [4], Carson Skipper [3], Garrett Wade [2] vs. #9 Arkansas (4/5/19)   |
| Struck out 15 batters consecutive games      | vs. Ga State, at Missouri (4/5-7/16)  |
| <b>Shut out an opponent</b>                  | <b>6-0 vs. Little Rock (3/13/21)</b>  |
| <b>Consecutive shutouts</b>                  | <b>7-0 vs. Little Rock / 6-0 vs. Little Rock (3/12-13/21)</b>   |
| Three straight shutouts                      | 2-0 vs. UT Martin / 6-0 vs. UTSA / 5-0 vs. UTSA (3/6-9/19)  |
| Shut out an SEC opponent                     | 7-0 at #12 Texas A&M (4/13/19)  |
| Shut out an SEC opponent on the road         | 7-0 at #12 Texas A&M (4/13/19)  |
| Consecutive SEC shutouts                     | 5-0 and 4-0 at Miss. State (3/27-28/15)   |
| Consecutive SEC shutouts on the road         | 5-0 and 4-0 at Miss. State (3/27-28/15)   |
| Was shut out                                 | 4-0 at #12 Texas A&M (4/12/19)  |
| Was held to one hit                          | vs. #24 Missouri (4/1/18)   |
| Was no hit                                   | vs. #13 Arkansas (5/25/17)  |
| <b>FIELDING SUPERLATIVES</b>                 |   |
| 2 errors in a game                           | Will Holland at #7 Georgia Tech (6/1/19)  |
| 3 errors in a game                           | Luke Jarvis vs. Presbyterian (3/11/17)  |
| 4 errors in a game                           | Brett Burnham at Alabama (4/5/00)   |
| <b>3 double plays turned in a game</b>       | <b>vs. Baylor (2/27/21)</b>   |
| 4 double plays turned in a game              | vs. Georgia Tech (4/4/17)   |
| 5 double plays turned in a game              | never   |
| Triple play (Auburn)                         | vs. Memphis (5/22/78)   |
| Triple play (Opponent)                       | at Florida [4th] (3/15/08)  |
| Threw a runner out at HP to end game         | Will Holland vs. Presbyterian (3/12/17)   |
| <b>MISC. SUPERLATIVES</b>                    |   |
| Won 10 or more consecutive games             | 15 (2/24-3/22/19)   |
| Won 15 or more consecutive games             | 15 (2/24-3/22/19)   |
| Won 8 or more consecutive SEC games          | 9 (4/1-21/95)   |
| Lost 5 or more consecutive games             | 7 (5/6-5/13/17)   |
| Home winning streak                          | 21 (1964-66)  |
| Road winning streak                          | 14 (1967/1995)  |
| Season-opening winning streak                | 17 (2/7-3/5/97)   |
| <b>Extra-innings victory</b>                 | <b>2-1, vs. Presbyterian [10 inn] (2/21/21)</b>   |
| <b>Extra-innings loss</b>                    | <b>9-11, vs. #18 Boston College [10 inn] (3/7/21)</b>   |
| <b>Swept a 3-game series</b>                 | <b>vs. Presbyterian (2/19-21/21)</b>  |
| Swept a road series                          | at Alabama (4/20-21/18)   |
| Swept a road SEC series                      | at Alabama (4/20-21/18)   |
| Swept a SEC series                           | vs. #21 Tennessee (3/15-17/19)  |
| Swept a 4-game series                        | Illinois-Chicago (2/14-16/20)   |
| Swept a doubleheader                         | Illinois-Chicago (2/15/20)  |
| Allowed 3 runs or fewer in a series          | 2, vs. Chicago State (3/6-8/20)   |
| Allowed 3 runs or fewer in a SEC series      | 3 vs. Miss. State (3/27-29/15)  |
| Allowed 4 runs or fewer in a series          | 3 vs. UTSA (3/8-9/19)   |
| Allowed 4 runs or fewer in a SEC series      | 4 vs. Georgia (4/23-25/15)  |
| Allowed 3 runs or fewer in a road series     | 3 vs. Miss. State (3/27-29/15)  |
| Allowed 3 runs or fewer in a SEC road series | 3 vs. Miss. State (3/27-29/15)  |
| Overcome a deficit of 7+ runs                | 7 runs, [7-0, 12-8] vs. Florida A&M (2/22/17)   |
| Won a 1-0 game                               | vs. Mercer (5/30/15) [NCAA Regional]  |
| Lost a 1-0 game                              | vs. Ohio State (2/15/14)  |
| <b>Walk-off win</b>                          | <b>vs. Presbyterian [10 inn.] (2/21/21)</b>   |
| <b>Walk-off loss</b>                         | <b>vs. Oklahoma [10 inn.] (2/26/21)</b>   |

# HITTER PROFILES

## 9 • RYAN BLISS IF

5-9 • 165 • JR • LaGrange, Ga. • Troup County

- Has multiple hits in 33 of 69 games dating back to April 2019 and is hitting .338 (93-for-275) during span
- Has reached base in 23 straight games
- Rated by Baseball America as the No. 76 overall prospect for the 2021 MLB Draft

### CAREER STATISTICS

| YEAR  | AVG  | GP-GS | AB  | R  | H   | 2B | 3B | HR | RBI | SB-A  |
|-------|------|-------|-----|----|-----|----|----|----|-----|-------|
| 2019  | .281 | 66-66 | 249 | 50 | 70  | 11 | 1  | 3  | 37  | 11-13 |
| 2020  | .377 | 18-18 | 77  | 21 | 29  | 7  | 2  | 2  | 17  | 5-7   |
| 2021  | .353 | 13-13 | 51  | 12 | 18  | 3  | 0  | 3  | 9   | 3-4   |
| TOTAL | .310 | 97-97 | 377 | 83 | 117 | 21 | 3  | 8  | 63  | 19-24 |

### CAREER HIGHS

**At Bats:** 6, vs. Oakland (2/19/20)  
**Runs:** 4, vs. Georgia (5/11/19)  
**Hits:** 4, vs. Oakland (2/19/20)  
**Doubles:** 2, vs. UIC (2/14/20)  
**HR:** 2, vs. Wright State (2/29/20)  
**RBI:** 4, four times

### SEASON HIGHS

5, five times  
 2, four times  
 3, vs. OU (2/26)  
 1, three times  
 2, two times

## 3 • BRAYTON BROWN OF

5-9 • 190 • SO • Selma, Ala. • Morgan Academy

### CAREER STATISTICS

| YEAR  | AVG  | GP-GS | AB | R  | H  | 2B | 3B | HR | RBI | SB-A |
|-------|------|-------|----|----|----|----|----|----|-----|------|
| 2020  | .267 | 14-7  | 30 | 6  | 8  | 2  | 0  | 1  | 4   | 0-0  |
| 2021  | .231 | 9-2   | 13 | 4  | 3  | 1  | 0  | 1  | 3   | 0-0  |
| TOTAL | .256 | 23-9  | 43 | 10 | 11 | 3  | 0  | 2  | 7   | 0-0  |

### CAREER HIGHS

**At Bats:** 5, vs. Alabama A&M (2/26)  
**Runs:** 3, vs. Oakland (2/19)  
**Hits:** 2, vs. AAMU (2/24)  
**Doubles:** 1, three times  
**HR:** 1, two times  
**RBI:** 2, vs. AAMU (2/24)

### SEASON HIGHS

3, vs. Little Rock (3/14)  
 2, vs. AAMU (2/24)  
 2, vs. AAMU (2/24)  
 1, vs. AAMU (2/24)  
 1, vs. AAMU (2/23)  
 2, vs. AAMU (2/24)

## 17 • RYAN DYAL C

6-0 • 190 • R-FR • Senoia, Ga. • East Coweta

### CAREER STATISTICS

| YEAR | AVG  | GP-GS | AB | R | H | 2B | 3B | HR | RBI | SB-A |
|------|------|-------|----|---|---|----|----|----|-----|------|
| 2021 | .133 | 7-4   | 15 | 2 | 2 | 0  | 0  | 0  | 0   | 1-1  |

### SEASON HIGHS

**At Bats:** 5, vs. AAMU (2/24)  
**Runs:** 1, two times  
**Hits:** 1, two times  
**Doubles:** --  
**RBI:** --

## 47 • GARRETT FARQUHAR IF

5-11 • 185 • SR • Hoover, Ala. • Shelton State

### CAREER STATISTICS

| YEAR  | AVG  | GP-GS | AB | R  | H  | 2B | 3B | HR | RBI | SB-A |
|-------|------|-------|----|----|----|----|----|----|-----|------|
| 2020  | .263 | 13-10 | 38 | 15 | 10 | 2  | 0  | 0  | 10  | 1-1  |
| 2021  | .417 | 8-2   | 12 | 5  | 5  | 2  | 0  | 0  | 1   | 1-1  |
| TOTAL | .300 | 21-12 | 50 | 20 | 15 | 4  | 0  | 0  | 11  | 2-2  |

### CAREER HIGHS

**At Bats:** 5, two times  
**Runs:** 4, vs. AAMU (2/24)  
**Hits:** 3, vs. AAMU (2/24)  
**Doubles:** 2, vs. AAMU (2/24)  
**RBI:** 4, vs. UIC (2/16)

### SEASON HIGHS

4, vs. PC (2/20)  
 4, vs. AAMU (2/24)  
 3, vs. AAMU (2/24)  
 2, vs. AAMU (2/24)  
 1, vs. AAMU (2/24)

## 7 • COLE FOSTER IF

6-1 • 190 • FR • Plano, Texas • Plano Senior

- Earned the first start of his career vs. AAMU (2/23)
- Came off the bench and went 2-for-2 the following day

### CAREER STATISTICS

| YEAR | AVG  | GP-GS | AB | R | H | 2B | 3B | HR | RBI | SB-A |
|------|------|-------|----|---|---|----|----|----|-----|------|
| 2021 | .500 | 5-1   | 6  | 4 | 3 | 1  | 0  | 0  | 1   | 0-0  |

### SEASON HIGHS

**At Bats:** 3, vs. AAMU (2/23)  
**Runs:** 3, vs. AAMU (2/23)  
**Hits:** 2, vs. AAMU (2/24)  
**Doubles:** 1, vs. AAMU (2/24)  
**RBI:** 1, vs. AAMU (2/23)

## 2 • JOSH HALL OF

5-9 • 185 • R-SO • Homewood, Ala. • Ole Miss

- Had multiple hits in his first four starts this season
- Missed three games in Round Rock with groin injury

### CAREER STATISTICS

| YEAR | AVG  | GP-GS | AB | R | H  | 2B | 3B | HR | RBI | SB-A |
|------|------|-------|----|---|----|----|----|----|-----|------|
| 2021 | .464 | 11-8  | 28 | 8 | 13 | 2  | 2  | 0  | 6   | 4-5  |

### SEASON HIGHS

**At Bats:** 4, four times  
**Runs:** 3, vs. AAMU (2/23)  
**Hits:** 3, vs. AAMU (2/23)  
**Doubles:** 1, two times  
**RBI:** 3, vs. AAMU (2/23)

## 16 • CAM HILL IF

6-3 • 1210 • FR • Madison, Ala. • Bob Jones

- Has four games with 3+ RBI this season and is tied for the team lead with five multi-RBI games
- Ranks 4th among SEC freshmen in RBI

### CAREER STATISTICS

| YEAR | AVG  | GP-GS | AB | R | H  | 2B | 3B | HR | RBI | SB-A |
|------|------|-------|----|---|----|----|----|----|-----|------|
| 2021 | .400 | 9-7   | 30 | 5 | 12 | 1  | 1  | 2  | 16  | 0-0  |

### CAREER HIGHS

**At Bats:** 4, five times  
**Runs:** 2, vs. BC (3/7)  
**Hits:** 3, vs. AAMU (2/23)  
**Doubles:** 1, vs. AAMU (2/23)  
**HR:** 1, two times  
**RBI:** 4, vs. BC (3/7)

## 5 • KASON HOWELL OF

6-0 • 185 • JR • Argyle, Texas • Liberty Christian

### CAREER STATISTICS

| YEAR  | AVG  | GP-GS | AB  | R  | H  | 2B | 3B | HR | RBI | SB-A  |
|-------|------|-------|-----|----|----|----|----|----|-----|-------|
| 2019  | .262 | 63-63 | 225 | 31 | 59 | 10 | 0  | 0  | 28  | 14-16 |
| 2020  | .359 | 11-10 | 39  | 8  | 14 | 7  | 0  | 0  | 6   | 0-0   |
| 2021  | .240 | 15-14 | 50  | 7  | 12 | 2  | 0  | 0  | 9   | 5-6   |
| TOTAL | .271 | 89-87 | 314 | 46 | 85 | 19 | 0  | 0  | 43  | 19-22 |

### CAREER HIGHS

**At Bats:** 6, at Mississippi State (3/24/19)  
**Runs:** 3, two times  
**Hits:** 3, three times  
**Doubles:** 1, 19 times  
**RBI:** 3, three times

### SEASON HIGHS

5, two times  
 2, vs. AAMU (2/24)  
 2, three times  
 1, two times  
 3, vs. AAMU (2/24)

## 28 • NATE LARUE C

6-3 • 210 • SO • Mobile, Ala. • McGill-Toolen

- Rated by Perfect Game as the No. 71 overall prospect and No. 49 college prospect for the 2022 MLB Draft

### CAREER STATISTICS

| YEAR  | AVG  | GP-GS | AB | R | H | 2B | 3B | HR | RBI | SB-A |
|-------|------|-------|----|---|---|----|----|----|-----|------|
| 2020  | .294 | 8-3   | 17 | 6 | 5 | 1  | 0  | 0  | 2   | 0-0  |
| 2021  | .308 | 7-4   | 13 | 3 | 4 | 1  | 0  | 1  | 2   | 0-0  |
| TOTAL | .300 | 15-7  | 30 | 9 | 9 | 2  | 0  | 1  | 4   | 0-0  |

### CAREER HIGHS

**At Bats:** 5, vs. UIC (2/15 - G1)  
**Runs:** 2, two times  
**Hits:** 2, vs. PC (2/20/21)  
**Doubles:** 1, two times  
**HR:** 1, vs. PC (2/20/21)  
**RBI:** 2, vs. PC (2/20/21)

### SEASON HIGHS

4, vs. PC (2/20)  
 2, vs. AAMU (2/23)  
 2, vs. PC (2/20)  
 1, vs. PC (2/20)  
 1, vs. PC (2/20)  
 2, vs. PC (2/20)

## 10 • TYLER MILLER IF

6-2 • 193 • JR • Spanish Fort, Ala. • EMCC

- Only SEC player to rank top five in avg, hits and RBI
- Has multiple hits in seven of the last 11 games

### CAREER STATISTICS

| YEAR  | AVG  | GP-GS | AB | R  | H  | 2B | 3B | HR | RBI | SB-A |
|-------|------|-------|----|----|----|----|----|----|-----|------|
| 2020  | .229 | 12-9  | 35 | 9  | 8  | 0  | 1  | 0  | 5   | 0-0  |
| 2021  | .435 | 14-14 | 55 | 15 | 24 | 2  | 1  | 4  | 22  | 2-2  |
| TOTAL | .356 | 26-23 | 90 | 24 | 32 | 2  | 2  | 4  | 27  | 2-2  |

### CAREER HIGHS

**At Bats:** 5, two times  
**Runs:** 3, three times  
**Hits:** 4, vs. TAMU (2/28/21)  
**Doubles:** 1, two times  
**HR:** 1, four times  
**RBI:** 6, vs. BC (3/6/21)

### SEASON HIGHS

5, vs. BC (3/7)  
 3, three times  
 4, vs. TAMU (2/28)  
 1, two times  
 1, four times  
 6, vs. BC (3/6)

## 19 • BRODY MOORE IF

6-0 • 185 • JR • Oneonta, Ala. • Oneonta

- Hit first career HR in 9th vs. Little Rock Sunday
- Drove in the tying and go-ahead runs in the 8th at UAB

### CAREER STATISTICS

| YEAR  | AVG  | GP-GS | AB  | R  | H  | 2B | 3B | HR | RBI | SB-A |
|-------|------|-------|-----|----|----|----|----|----|-----|------|
| 2019  | .333 | 13-4  | 27  | 6  | 9  | 1  | 1  | 0  | 4   | 0-1  |
| 2020  | .339 | 17-14 | 56  | 11 | 19 | 1  | 1  | 0  | 9   | 5-5  |
| 2021  | .333 | 14-14 | 54  | 14 | 18 | 3  | 0  | 1  | 17  | 0-2  |
| TOTAL | .336 | 44-32 | 137 | 31 | 46 | 5  | 2  | 1  | 30  | 5-8  |

### CAREER HIGHS

**At Bats:** 6, vs. AAMU (2/24/21)  
**Runs:** 3, vs. PC (2/19/21)  
**Hits:** 4, vs. AAMU (2/24/21)  
**Doubles:** 2, vs. AAMU (2/24/21)  
**HR:** 1, vs. Little Rock (3/14/21)  
**RBI:** 7, vs. AAMU (2/24/21)

### SEASON HIGHS

6, vs. AAMU (2/24)  
 3, vs. PC (2/19)  
 4, vs. AAMU (2/24)  
 2, vs. AAMU (2/24)  
 1, vs. Little Rock (3/14)  
 7, vs. AAMU (2/24)

## 6 • BOBBY PEIRCE OF

6-2 • 195 • R-SO • Scottsdale, Ariz. • S. Mountain

- Hit a pinch-hit, walk-off single in the 10th vs. Presbyterian (2/21)

### CAREER STATISTICS

| YEAR | AVG  | GP-GS | AB | R | H | 2B | 3B | HR | RBI | SB-A |
|------|------|-------|----|---|---|----|----|----|-----|------|
| 2021 | .167 | 6-1   | 12 | 3 | 2 | 1  | 0  | 0  | 3   | 0-0  |

### SEASON HIGHS

**At Bats:** 4, vs. AAMU (2/24)  
**Runs:** 3, vs. AAMU (2/24)  
**Hits:** 1, two times  
**Doubles:** 1, vs. AAMU (2/24)  
**RBI:** 2, vs. AAMU (2/24)

## 34 • JOHN SAMUEL SHENKER IF

6-3 • 250 • R-JR • Albany, Ga. • Colquitt County

- Hauled in nine catches for 97 yards in 11 games for Auburn football last fall

### CAREER STATISTICS

| YEAR  | AVG  | GP-GS | AB | R | H | 2B | 3B | HR | RBI | SB-A |
|-------|------|-------|----|---|---|----|----|----|-----|------|
| 2020  | .318 | 11-6  | 22 | 5 | 7 | 1  | 0  | 0  | 6   | 0-0  |
| 2021  | .125 | 6-1   | 8  | 2 | 1 | 0  | 0  | 0  | 1   | 0-0  |
| TOTAL | .267 | 17-7  | 30 | 7 | 8 | 1  | 0  | 0  | 7   | 0-0  |

### CAREER HIGHS

**At Bats:** 5, vs. Wright State (2/29)  
**Runs:** 2, vs. UIC (2/16)  
**Hits:** 2, vs. UIC (2/16)  
**Doubles:** 1, vs. UIC (2/15 - G1)  
**RBI:** 2, two times

### SEASON HIGHS

4, vs. PC (2/20)  
 1, two times  
 1, vs. PC (2/20)  
 --  
 1, vs. PC (2/20)

## 1 • JUDD WARD OF

6-1 • 195 • SR • Russellville, Ala. • Russellville

- Matched a career high with four hits and four runs in the season opener, finishing a triple shy of the cycle
- Played in just two of the last nine games (shoulder)

### CAREER STATISTICS

| YEAR  | AVG  | GP-GS   | AB  | R  | H   | 2B | 3B | HR | RBI | SB-A |
|-------|------|---------|-----|----|-----|----|----|----|-----|------|
| 2018  | .250 | 37-21   | 84  | 9  | 21  | 2  | 1  | 0  | 8   | 0-2  |
| 2019  | .272 | 66-65   | 257 | 42 | 70  | 12 | 2  | 5  | 34  | 5-7  |
| 2020  | .315 | 18-18   | 73  | 16 | 23  | 6  | 1  | 2  | 17  | 2-3  |
| 2021  | .281 | 9-9     | 32  | 10 | 9   | 1  | 0  | 2  | 6   | 0-0  |
| TOTAL | .276 | 130-113 | 446 | 77 | 123 | 21 | 4  | 9  | 65  | 7-12 |

### CAREER



**8 • BRYSON WARE** IF/OF

6-2 • 195 • SO • Madison, Miss. • Pearl River

- His three hits and four RBI in the season opener were the most by an Auburn newcomer in a season opener since 2010 and 2007, respectively

**CAREER STATISTICS**

| YEAR | AVG  | GP-GS | AB | R  | H  | 2B | 3B | HR | RBI | SB-A |
|------|------|-------|----|----|----|----|----|----|-----|------|
| 2021 | .321 | 14-14 | 53 | 18 | 17 | 4  | 1  | 2  | 14  | 3-4  |

**SEASON HIGHS**

**At Bats:** 5, three times  
**Runs:** 6, vs. AAMU (2/24)  
**Hits:** 3, two times  
**Doubles:** 1, three times  
**HR:** 1, two times  
**RBI:** 4, two times

**41 • STEVEN WILLIAMS** OF

6-3 • 216 • SR • Albany, Ga. • Deerfield-Windsor

- Ranks second among active SEC players in hits (154), home runs (26) and RBI (114)

**CAREER STATISTICS**

| YEAR  | AVG  | GP-GS   | AB  | R   | H   | 2B | 3B | HR | RBI | SB-A |
|-------|------|---------|-----|-----|-----|----|----|----|-----|------|
| 2018  | .291 | 65-65   | 244 | 54  | 71  | 10 | 1  | 12 | 51  | 1-1  |
| 2019  | .247 | 65-64   | 235 | 40  | 58  | 8  | 2  | 9  | 36  | 3-3  |
| 2020  | .275 | 13-12   | 40  | 7   | 11  | 4  | 0  | 2  | 12  | 0-0  |
| 2021  | .264 | 15-14   | 53  | 14  | 14  | 4  | 0  | 3  | 15  | 0-0  |
| TOTAL | .269 | 158-155 | 572 | 115 | 154 | 26 | 3  | 26 | 114 | 4-4  |

**CAREER HIGHS**

**At Bats:** 6, two times  
**Runs:** 4, three times  
**Hits:** 4, four times  
**Doubles:** 2, two times  
**HR:** 1, 26 times  
**RBI:** 7, vs. Longwood (2/17/18)

**SEASON HIGHS**

5, three times  
 3, vs. BC (3/6)  
 2, three times  
 2, vs. AAMU (2/24)  
 1, three times  
 4, vs. AAMU (2/24)

**4 • RANKIN WOLEY** IF

6-0 • 210 • GR • Atlanta, Ga. • Chattahoochee Valley

- Turned in a season high three hits at UAB
- Is riding a season high eight-game hitting streak and is hitting .387 (12-for-31) during the span

**CAREER STATISTICS**

| YEAR  | AVG  | GP-GS | AB  | R  | H   | 2B | 3B | HR | RBI | SB-A |
|-------|------|-------|-----|----|-----|----|----|----|-----|------|
| 2019  | .277 | 64-64 | 256 | 36 | 71  | 17 | 1  | 3  | 45  | 2-2  |
| 2020  | .412 | 18-18 | 68  | 13 | 28  | 8  | 0  | 2  | 22  | 0-0  |
| 2021  | .308 | 13-13 | 52  | 14 | 16  | 5  | 0  | 2  | 7   | 1-1  |
| TOTAL | .306 | 95-95 | 376 | 63 | 115 | 30 | 1  | 7  | 74  | 3-3  |

**CAREER HIGHS**

**At Bats:** 7, vs. Arkansas (4/5/19)  
**Runs:** 5, vs. BC (3/5/21)  
**Hits:** 4, vs. UIC (2/15/20 - G1)  
**Doubles:** 2, four times  
**HR:** 1, seven times  
**RBI:** 4, three times

**SEASON HIGHS**

5, four times  
 5, vs. BC (3/6)  
 3, at UAB (3/9)  
 1, five times  
 1, two times  
 4, vs. PC (2/19)

**PITCHER PROFILES**

**18 • MASON BARNETT** RHP

6-1 • 205 • SO • Cartersville, Ga. • Cartersville

- Is 2-0 with a 0.00 ERA and 12 strikeouts in 12.1 innings in his last two Saturday starts
- Rated by Perfect Games the No. 32 overall player and No. 20 college prospect for the 2022 MLB Draft

**CAREER STATISTICS**

| YEAR  | ERA  | W-L | G/S  | IP   | H  | R | ER | BB | K  | BAA  |
|-------|------|-----|------|------|----|---|----|----|----|------|
| 2020  | 3.52 | 0-0 | 6/0  | 7.2  | 5  | 4 | 3  | 3  | 16 | .192 |
| 2021  | 0.51 | 2-0 | 4/3  | 17.2 | 9  | 2 | 1  | 8  | 17 | .158 |
| TOTAL | 1.42 | 2-0 | 10/3 | 25.1 | 14 | 6 | 4  | 11 | 33 | .169 |

**CAREER HIGHS**

**Innings:** 7.0, vs. Little Rock (3/13/21)  
**Hits:** 4, vs. UIC (2/15/20 - G2)  
**Runs:** 3, vs. UIC (2/15/20 - G2)  
**Earned Runs:** 3, vs. UIC (2/15/20 - G2)  
**Strikeouts:** 9, vs. Little Rock (3/13/21)  
**Walks:** 3, vs. OU (2/26/21)  
**Pitches:** 91, vs. Little Rock (3/13/21)

**SEASON HIGHS**

7.0, vs. Little Rock (3/13)  
 3, vs. PC (2/21)  
 1, two times  
 1, vs. OU (2/26)  
 9, vs. Little Rock (3/13)  
 3, vs. OU (2/26)  
 91, vs. Little Rock (3/13)

**21 • TRACE BRIGHT** RHP

6-4 • 185 • SO • Montgomery, Ala. • Trinity

- Named the SEC Pitcher of the Week on Mar. 1
- Rated by Perfect Game as the No. 123 overall prospect and No. 84 college prospect for the 2022 MLB Draft

**CAREER STATISTICS**

| YEAR  | ERA  | W-L | G/S | IP   | H  | R  | ER | BB | K  | BAA  |
|-------|------|-----|-----|------|----|----|----|----|----|------|
| 2020  | 8.38 | 1-1 | 3/3 | 9.2  | 10 | 9  | 9  | 7  | 12 | .278 |
| 2021  | 3.54 | 2-1 | 5/4 | 20.1 | 15 | 9  | 8  | 3  | 18 | .205 |
| TOTAL | 5.10 | 3-2 | 8/7 | 30.0 | 25 | 18 | 17 | 10 | 30 | .229 |

**CAREER HIGHS**

**Innings:** 6.0, vs. TAMU (2/28/21)  
**Hits:** 5, two times  
**Runs:** 6, vs. Little Rock (3/14/21)  
**Earned Runs:** 6, vs. Little Rock (3/14/21)  
**Strikeouts:** 7, vs. AAMU (2/23/21)  
**Walks:** 3, two times  
**Pitches:** 85, vs. TAMU (2/28/21)

**SEASON HIGHS**

6.0, vs. TAMU (2/28)  
 5, vs. Little Rock (3/14)  
 6, vs. Little Rock (3/14)  
 6, vs. Little Rock (3/14)  
 7, vs. AAMU (2/23)  
 2, vs. TAMU (2/28)  
 85, vs. TAMU (2/28)

**40 • B. BURKHALTER** RHP

6-0 • 185 • SO • Dothan, Ala. • Northview

- Hasn't allowed a run in 9.2 innings
- Struck out a career high four batters vs. Little Rock

**CAREER STATISTICS**

| YEAR  | ERA  | W-L | G/S | IP   | H  | R | ER | BB | K  | BAA  |
|-------|------|-----|-----|------|----|---|----|----|----|------|
| 2020  | 2.08 | 0-0 | 4/0 | 4.1  | 6  | 1 | 1  | 3  | 3  | .462 |
| 2021  | 0.00 | 0-0 | 5/0 | 7.1  | 4  | 0 | 0  | 4  | 10 | .154 |
| TOTAL | 0.77 | 0-0 | 9/0 | 11.2 | 10 | 1 | 1  | 7  | 13 | .256 |

**CAREER HIGHS**

**Innings:** 2.1, vs. BC (3/7/21)  
**Hits:** 3, vs. UCF (2/23)  
**Runs:** 1, vs. UCF (2/23)  
**Earned Runs:** 1, vs. UCF (2/23)  
**Strikeouts:** 4, vs. Little Rock (3/13/21)  
**Walks:** 1, seven times  
**Pitches:** 35, vs. BC (3/7/21)

**SEASON HIGHS**

2.1, vs. BC (3/7)  
 2, vs. PC (2/20)  
 0, five times  
 0, five times  
 4, vs. Little Rock (3/13)  
 1, four times  
 35, vs. BC (3/7)

**43 • RICHARD FITTS** RHP

6-3 • 215 • JR • Helena, Ala. • Helena

- Preseason Second Team All-America (D1) and Preseason Third Team All-America (BA)
- Rated the No. 8 college prospect by PG and No. 9 college prospect by D1
- Tabbed No. 13 overall prospect by PG, No. 15 overall by BA and No. 17 overall by MLB.com

**CAREER STATISTICS**

| YEAR  | ERA  | W-L | G/S  | IP   | H   | R  | ER | BB | K  | BAA  |
|-------|------|-----|------|------|-----|----|----|----|----|------|
| 2019  | 5.31 | 5-3 | 21/5 | 62.2 | 78  | 37 | 37 | 17 | 47 | .305 |
| 2020  | 2.77 | 1-0 | 6/1  | 13.0 | 9   | 4  | 4  | 5  | 16 | .200 |
| 2021  | 7.53 | 0-2 | 3/3  | 14.1 | 17  | 13 | 12 | 3  | 10 | .298 |
| TOTAL | 5.30 | 6-5 | 30/9 | 90.0 | 104 | 54 | 53 | 25 | 73 | .291 |

**CAREER HIGHS**

**Innings:** 6.1, vs. UNA (5/14/19)  
**Hits:** 9, vs. Baylor (2/27/21)  
**Runs:** 7, vs. Baylor (2/27/21)  
**Earned Runs:** 6, two times  
**Strikeouts:** 8, vs. UNA (5/14/19)  
**Walks:** 3, three times  
**Pitches:** 93, at North Carolina (6/10/19)

**SEASON HIGHS**

5.0, two times  
 9, vs. Baylor (2/27)  
 7, vs. Baylor (2/27)  
 6, vs. Baylor (2/27)  
 6, vs. PC (2/20)  
 2, vs. PC (2/20)  
 90, vs. BC (3/5)

**18 • BROOKS FULLER** LHP

6-2 • 215 • JR • Auburn, Ala. • Auburn

**CAREER STATISTICS**

| YEAR  | ERA   | W-L | G/S   | IP   | H  | R  | ER | BB | K  | BAA  |
|-------|-------|-----|-------|------|----|----|----|----|----|------|
| 2019  | 4.50  | 2-2 | 20/8  | 44.0 | 39 | 30 | 22 | 35 | 36 | .239 |
| 2020  | 2.25  | 1-1 | 3/2   | 8.0  | 11 | 3  | 2  | 1  | 7  | .333 |
| 2021  | 13.50 | 0-0 | 6/0   | 7.1  | 13 | 12 | 11 | 7  | 9  | .371 |
| TOTAL | 5.31  | 3-3 | 29/10 | 59.1 | 63 | 45 | 35 | 43 | 52 | .273 |

**CAREER HIGHS**

**Innings:** 6.0, at Texas A&M (4/13/19)  
**Hits:** 5, three times  
**Runs:** 5, vs. Baylor (2/27/21)  
**Earned Runs:** 5, vs. Baylor (2/27/21)  
**Strikeouts:** 6, vs. Ole Miss (4/20/19)  
**Walks:** 4, at South Carolina (3/30/19)  
**Pitches:** 93, at Texas A&M (4/13/19)

**SEASON HIGHS**

2.1, vs. PC (2/21)  
 5, vs. Baylor (2/27)  
 5, vs. Baylor (2/27)  
 5, vs. Baylor (2/27)  
 3, two times  
 3, vs. Baylor (2/27)  
 58, vs. Baylor (2/27)

**23 • PEYTON GLAVINE** LHP

5-11 • 180 • R-JR • Alpharetta, Ga. • Blessed Trinity

- Is set to make his first career start Tuesday
- Hasn't allowed a run in three of his four appearances

**CAREER STATISTICS**

| YEAR  | ERA   | W-L | G/S  | IP   | H  | R  | ER | BB | K  | BAA  |
|-------|-------|-----|------|------|----|----|----|----|----|------|
| 2018  | 27.00 | 0-0 | 5/0  | 3.0  | 10 | 9  | 9  | 2  | 5  | .526 |
| 2019  | 5.62  | 1-0 | 9/0  | 8.0  | 10 | 5  | 5  | 8  | 12 | .294 |
| 2021  | 2.00  | 0-1 | 4/0  | 9.0  | 5  | 2  | 2  | 1  | 8  | .167 |
| TOTAL | 7.20  | 1-1 | 18/0 | 20.0 | 25 | 16 | 16 | 11 | 25 | .301 |

**CAREER HIGHS**

**Innings:** 3.0, two times  
**Hits:** 5, vs. Northeastern (3/10/18)  
**Runs:** 6, vs. Northeastern (3/10/18)  
**Earned Runs:** 6, vs. Northeastern (3/10/18)  
**Strikeouts:** 5, vs. Little Rock (3/12/21)  
**Walks:** 2, two times  
**Pitches:** 38, vs. Little Rock (3/12/21)

**SEASON HIGHS**

3.0, two times  
 3, vs. BC (3/7)  
 2, vs. BC (3/7)  
 2, vs. BC (3/7)  
 5, vs. Little Rock (3/12)  
 1, vs. BC (3/7)  
 38, vs. Little Rock (3/12)

**45 • JOSEPH GONZALEZ** RHP

6-4 • 215 • FR • Humacao, PR • Leadership CA

- Retired the first 15 batters he faced and struck out seven in his first career start at UAB last Tuesday

**CAREER STATISTICS**

| YEAR | ERA  | W-L | G/S | IP  | H | R | ER | BB | K  | BAA  |
|------|------|-----|-----|-----|---|---|----|----|----|------|
| 2021 | 3.00 | 0-0 | 5/1 | 9.0 | 9 | 3 | 3  | 0  | 10 | .257 |

**SEASON HIGHS**

**Innings:** 5.0, at UAB (3/9)  
**Hits:** 4, vs. OU (2/26)  
**Runs:** 1, three times  
**Earned Runs:** 1, three times  
**Strikeouts:** 7, at UAB (3/9)  
**Walks:** 0, five times  
**Pitches:** 60, at UAB (3/9)

**20 • CODY GREENHILL** RHP

6-4 • 216 • SR • Russellville, Ala. • Russellville

- Pitched 5.0 scoreless en route to earning his second win of the year vs. Little Rock
- Ranks sixth in program history with 19 career saves
- Is one of three SEC pitchers entering 2021 with a sub-.300 career ERA and 100+ IP

**CAREER STATISTICS**

| YEAR  | ERA  | W-L  | G/S  | IP    | H   | R  | ER | BB | K   | BAA  |
|-------|------|------|------|-------|-----|----|----|----|-----|------|
| 2018  | 2.30 | 6-3  | 21/0 | 58.2  | 53  | 17 | 15 | 19 | 55  | .242 |
| 2019  | 3.45 | 2-3  | 28/0 | 57.1  | 53  | 27 | 22 | 18 | 44  | .243 |
| 2020  | 0.00 | 0-0  | 4/0  | 12.2  | 5   | 0  | 0  | 1  | 17  | .122 |
| 2021  | 1.88 | 2-0  | 3/3  | 14.1  | 9   | 4  | 3  | 5  | 14  | .180 |
| TOTAL | 2.52 | 10-6 | 56/3 | 143.0 | 120 | 48 | 40 | 43 | 130 | .227 |

**CAREER HIGHS**

**Innings:** 5.1, at LSU (5/18/19)  
**Hits:** 7, at Mississippi State (3/24/19)  
**Runs:** 5, at Mississippi State (3/24/19)  
**Earned Runs:** 5, at Mississippi State (3/24/19)  
**Strikeouts:** 6, two times  
**Walks:** 3, four times  
**Pitches:** 90, at LSU (5/18/19)

**SEASON HIGHS**

5.0, two times  
 3, three times  
 3, vs. PC (2/19)  
 2, vs. PC (2/19)  
 6, vs. PC (2/19)  
 3, vs. OU (2/26)  
 73, vs. PC (2/19)

**16 • CAM HILL LHP**

6-3 • 210 • FR • Madison, Ala. • Bob Jones  
 • Made his Auburn debut and earned the win in the series finale vs. Presbyterian (2/21)  
 • Rated by PG as the No. 36 college prospect for the 2023 MLB Draft

**CAREER STATISTICS**

| YEAR | ERA   | W-L | G/S | IP  | H | R  | ER | BB | K | BAA  |
|------|-------|-----|-----|-----|---|----|----|----|---|------|
| 2021 | 30.00 | 1-0 | 4/0 | 3.0 | 8 | 10 | 10 | 2  | 4 | .500 |

**SEASON HIGHS**  
**Innings:** 1.0, two times  
**Hits:** 4, vs. BC (3/7)  
**Runs:** 5, vs. BC (3/7)  
**Earned Runs:** 5, vs. BC (3/7)  
**Strikeouts:** 2, two times  
**Walks:** 1, two times  
**Pitches:** 30, vs. BC (3/7)

**26 • HAYDEN MULLINS LHP**

6-0 • 185 • SO • Gallatin, Tenn. • Hendersonville  
 • Allowed his first earned run in 14.0 innings Sunday  
 • Earned the win in a career high 4.0 IP with 8 Ks at UAB  
 • Rated by Perfect Game as the No. 125 overall prospect and No. 86 college prospect for the 2022 MLB Draft

**CAREER STATISTICS**

| YEAR  | ERA  | W-L | G/S  | IP   | H  | R | ER | BB | K  | BAA  |
|-------|------|-----|------|------|----|---|----|----|----|------|
| 2020  | 3.68 | 1-0 | 5/0  | 7.1  | 4  | 3 | 3  | 6  | 10 | .174 |
| 2021  | 0.82 | 2-0 | 6/0  | 11.0 | 8  | 2 | 1  | 3  | 19 | .190 |
| TOTAL | 1.96 | 3-0 | 11/0 | 18.1 | 12 | 5 | 4  | 9  | 29 | .185 |

**CAREER HIGHS**  
**Innings:** 4.0, at UAB (3/9/21)  
**Hits:** 3, vs. Little Rock (3/14/21)  
**Runs:** 3, vs. UCF (2/23)  
**Earned Runs:** 3, vs. UCF (2/23)  
**Strikeouts:** 8, at UAB (3/9/21)  
**Walks:** 3, vs. Wofford (3/11)  
**Pitches:** 56, at UAB (3/9/21)

**SEASON HIGHS**  
 4.0, at UAB (3/9)  
 3, vs. Little Rock (3/14)  
 1, two times  
 1, vs. Little Rock (3/14)  
 8, at UAB (3/9)  
 1, three times  
 56, at UAB (3/9)

**44 • JACK OWEN LHP**

6-2 • 204 • SR • Aliso Viejo, Calif. • JSerra Catholic  
 • Is one of eight SEC pitchers entering 2021 with a sub-4.00 career ERA and 100+ IP  
 • Was selected by the St. Louis Cardinals in the 21st round of the 2019 MLB Draft

**CAREER STATISTICS**

| YEAR  | ERA  | W-L | G/S   | IP    | H   | R  | ER | BB | K   | BAA  |
|-------|------|-----|-------|-------|-----|----|----|----|-----|------|
| 2018  | 5.97 | 2-2 | 14/7  | 34.2  | 43  | 24 | 23 | 16 | 35  | .312 |
| 2019  | 2.75 | 4-2 | 14/10 | 68.2  | 64  | 22 | 21 | 14 | 59  | .247 |
| 2020  | 3.43 | 3-1 | 4/4   | 21.0  | 17  | 10 | 8  | 5  | 25  | .215 |
| TOTAL | 3.76 | 9-5 | 32/21 | 124.1 | 124 | 56 | 52 | 35 | 119 | .261 |

**CAREER HIGHS**  
**Innings:** 9.0, vs. UTSA (3/9/19)  
**Hits:** 9, two times  
**Runs:** 6, two times  
**Earned Runs:** 6, two times  
**Strikeouts:** 10, vs. Cincinnati (3/2/19)  
**Walks:** 3, four times  
**Pitches:** 102, vs. LSU (5/23/19)

**SEASON HIGHS**  
 --  
 --  
 --  
 --  
 --  
 --  
 --

**29 • CARSON SKIPPER LHP**

6-3 • 210 • JR • Trussville, Ala. • Hewitt-Trussville  
 • Named to the NCBWA Stopper of the Year watch list  
 • Has posted a 0.61 ERA in 12 appearances and 14.2 IP the last two seasons

**CAREER STATISTICS**

| YEAR  | ERA  | W-L | G/S  | IP   | H  | R  | ER | BB | K  | BAA  |
|-------|------|-----|------|------|----|----|----|----|----|------|
| 2019  | 7.46 | 3-3 | 17/8 | 35.0 | 45 | 33 | 29 | 23 | 38 | .306 |
| 2020  | 1.00 | 0-0 | 7/0  | 9.0  | 5  | 1  | 1  | 3  | 12 | .167 |
| 2021  | 0.00 | 0-0 | 5/0  | 5.2  | 3  | 0  | 0  | 1  | 6  | .150 |
| TOTAL | 5.44 | 3-3 | 29/8 | 49.2 | 53 | 34 | 30 | 27 | 56 | .269 |

**CAREER HIGHS**  
**Innings:** 4.2, vs. UTSA (3/9/19)  
**Hits:** 5, four times  
**Runs:** 5, two times  
**Earned Runs:** 5, vs. Arkansas (4/5/19)  
**Strikeouts:** 8, vs. Alabama A&M (2/19/19)  
**Walks:** 4, at Georgia Tech (4/16/19)  
**Pitches:** 78, vs. Arkansas (4/5/19)

**SEASON HIGHS**  
 2.0, vs. OU (2/26)  
 1, three times  
 0, five times  
 0, five times  
 3, vs. OU (2/26)  
 1, vs. OU (2/26)  
 39, vs. OU (2/26)

**36 • JACK SOKOL RHP**

6-4 • 192 • FR • New Albany, Ohio • New Albany  
 • Earned the win in his Auburn debut and first career start vs. Alabama A&M last Tuesday

**CAREER STATISTICS**

| YEAR | ERA  | W-L | G/S | IP  | H | R | ER | BB | K | BAA  |
|------|------|-----|-----|-----|---|---|----|----|---|------|
| 2021 | 0.00 | 1-0 | 1/1 | 4.0 | 1 | 0 | 0  | 3  | 6 | .091 |

**CAREER HIGHS**  
**Innings:** 4.0, vs. AAMU (2/24)  
**Hits:** 1, vs. AAMU (2/24)  
**Runs:** 0, vs. AAMU (2/24)  
**Earned Runs:** 0, vs. AAMU (2/24)  
**Strikeouts:** 6, vs. AAMU (2/24)  
**Walks:** 3, vs. AAMU (2/24)  
**Pitches:** 52, vs. AAMU (2/24)

**32 • CARSON SWILLING RHP**

6-1 • 185 • FR • Smiths Station, Ala. • Smiths  
 • Hasn't allowed a run in his first four appearances and hasn't allowed a hit on three occasions

**CAREER STATISTICS**

| YEAR | ERA  | W-L | G/S | IP  | H | R | ER | BB | K | BAA  |
|------|------|-----|-----|-----|---|---|----|----|---|------|
| 2021 | 0.00 | 0-0 | 4/0 | 4.2 | 1 | 0 | 0  | 1  | 5 | .063 |

**CAREER HIGHS**  
**Innings:** 1.2, vs. BC (3/6)  
**Hits:** 1, vs. BC (3/6)  
**Runs:** 0, four times  
**Earned Runs:** 0, four times  
**Strikeouts:** 2, vs. AAMU (2/23)  
**Walks:** 1, vs. BC (3/6)  
**Pitches:** 40, vs. BC (3/6)

**27 • SEB THOMAS RHP**

6-5 • 250 • SO • Brookhaven, Ga. • Marist  
 • Leads the team with 13 apps in the last two seasons

**CAREER STATISTICS**

| YEAR  | ERA  | W-L | G/S  | IP   | H  | R | ER | BB | K  | BAA  |
|-------|------|-----|------|------|----|---|----|----|----|------|
| 2020  | 1.17 | 0-0 | 7/0  | 7.2  | 4  | 1 | 1  | 4  | 6  | .160 |
| 2021  | 4.50 | 0-1 | 6/0  | 8.0  | 7  | 4 | 4  | 3  | 9  | .269 |
| TOTAL | 2.87 | 0-1 | 13/0 | 15.2 | 11 | 5 | 5  | 7  | 15 | .216 |

**CAREER HIGHS**  
**Innings:** 2.2, vs. PC (2/21/21)  
**Hits:** 2, four times  
**Runs:** 3, vs. BC (3/7/21)  
**Earned Runs:** 3, vs. BC (3/7/21)  
**Strikeouts:** 4, vs. BC (3/5/21)  
**Walks:** 3, vs. Wofford (3/11)  
**Pitches:** 49, vs. Wofford (3/11)

**SEASON HIGHS**  
 2.2, vs. PC (2/21)  
 2, two times  
 3, vs. BC (3/7)  
 3, vs. BC (3/7)  
 4, vs. BC (3/5)  
 1, three times  
 39, vs. BC (3/5)

**AUBURN IN THE NATIONAL AND SEC RANKINGS**

(as of Mar. 15)

| TEAM                   | TOTAL        | NCAA        | SEC        |
|------------------------|--------------|-------------|------------|
| Hits                   | 173          | 5           | 4          |
| Double plays           | 16           | 5           | 1          |
| Runs                   | 140          | 6           | 3          |
| Shutouts               | 3            | 6           | 3          |
| Scoring                | 9.3          | 8           | 1          |
| Sac flies              | 10           | 8           | 3          |
| Slugging percentage    | .520         | 11          | 2          |
| Average                | .322         | 12          | 2          |
| Walks                  | 84           | 17          | 8          |
| Doubles                | 33           | 17          | 4          |
| Home runs              | 21           | 17          | 7          |
| On-base percentage     | .418         | 20          | 2          |
| WHIP                   | 1.13         | 20          | 7          |
| BB/9.0 IP              | 2.92         | 20          | 4          |
| K-BB ratio             | 3.30         | 25          | 8          |
| Triples                | 5            | 25          | 6          |
| <b>21 TRACE BRIGHT</b> | <b>TOTAL</b> | <b>NCAA</b> | <b>SEC</b> |
| Starts                 | 4            | 3           | 1          |
| <b>2 JOSH HALL</b>     | <b>TOTAL</b> | <b>NCAA</b> | <b>SEC</b> |
| Triples                | 2            | 15          | 2          |
| <b>10 TYLER MILLER</b> | <b>TOTAL</b> | <b>NCAA</b> | <b>SEC</b> |
| RBI                    | 22           | 6           | 2          |
| Hits                   | 24           | 18          | 5          |
| <b>8 BRYSON WARE</b>   | <b>TOTAL</b> | <b>NCAA</b> | <b>SEC</b> |
| Runs                   | 18           | 23          | 7          |

# PITCHING CAREERS

## MASON BARNETT'S CAREER APPEARANCES

### 2020 - FRESHMAN YEAR

| Date | Opp (Res.)                | DEC | QS | IP  | H | R | ER | BB | SO | HR | ERA   | NP |
|------|---------------------------|-----|----|-----|---|---|----|----|----|----|-------|----|
| 2/15 | ILLINOIS-CHICAGO (W, 7-3) | -   | -  | 1.0 | 4 | 3 | 3  | 1  | 2  | 0  | 27.00 | 32 |
| 2/19 | OAKLAND (W, 17-1)         | -   | -  | 1.0 | 0 | 0 | 0  | 0  | 2  | 0  | 13.50 | 10 |
| 2/25 | ALABAMA A&M (W, 10-0)     | -   | -  | 1.0 | 0 | 0 | 0  | 1  | 2  | 0  | 9.00  | 17 |
| 3/1  | WRIGHT STATE (W, 6-0)     | -   | -  | 1.0 | 0 | 0 | 0  | 1  | 2  | 0  | 6.75  | 21 |
| 3/8  | CHICAGO STATE (W, 9-0)    | -   | -  | 1.0 | 1 | 0 | 0  | 0  | 3  | 0  | 5.40  | 19 |
| 3/10 | GEORGIA TECH (L, 2-6)     | -   | -  | 2.2 | 0 | 1 | 0  | 0  | 5  | 0  | 3.52  | 35 |

### 2021 - SOPHOMORE YEAR

| Date | Opp (Res.)                  | DEC | QS | IP  | H | R | ER | BB | SO | HR | ERA  | NP |
|------|-----------------------------|-----|----|-----|---|---|----|----|----|----|------|----|
| 2/21 | *PRESBYTERIAN (W, 2-1 [10]) | -   | -  | 4.0 | 3 | 0 | 0  | 2  | 4  | 0  | 0.00 | 65 |
| 2/26 | vs. Oklahoma (L, 3-4 [10])  | -   | -  | 1.1 | 2 | 1 | 1  | 3  | 1  | 0  | 1.69 | 42 |
| 3/6  | *BOSTON COLLEGE (W, 16-1)   | W   | -  | 5.1 | 2 | 1 | 0  | 2  | 3  | 0  | 0.84 | 75 |
| 3/13 | *LITTLE ROCK (W, 6-0)       | W   | X  | 7.0 | 2 | 0 | 0  | 1  | 9  | 0  | 0.51 | 91 |

## TRACE BRIGHT'S CAREER APPEARANCES

\*-Starter

### 2020 - FRESHMAN YEAR

| Date | Opp (Res.)             | DEC | QS | IP  | H | R | ER | BB | SO | HR | ERA  | NP |
|------|------------------------|-----|----|-----|---|---|----|----|----|----|------|----|
| 2/19 | *OAKLAND (W, 17-1)     | W   | -  | 3.0 | 2 | 1 | 1  | 1  | 6  | 1  | 3.00 | 59 |
| 2/26 | *ALABAMA A&M (W, 12-6) | -   | -  | 4.2 | 3 | 4 | 4  | 3  | 6  | 0  | 5.87 | 80 |
| 3/11 | *WOFFORD (L, 3-4)      | L   | -  | 2.0 | 5 | 4 | 4  | 3  | 0  | 0  | 8.38 | 50 |

### 2021 - SOPHOMORE YEAR

| Date | Opp (Res.)                     | DEC | QS | IP  | H | R | ER | BB | SO | HR | ERA  | NP |
|------|--------------------------------|-----|----|-----|---|---|----|----|----|----|------|----|
| 2/19 | PRESBYTERIAN (W, 14-3)         | -   | -  | 1.0 | 2 | 0 | 0  | 0  | 2  | 0  | 0.00 | 28 |
| 2/23 | *ALABAMA A&M (W, 18-2 [7])     | W   | -  | 4.0 | 2 | 2 | 1  | 0  | 7  | 0  | 1.80 | 55 |
| 2/28 | *vs. Texas A&M (W, 6-1)        | W   | X  | 6.0 | 3 | 0 | 0  | 2  | 1  | 0  | 0.82 | 86 |
| 3/7  | *BOSTON COLLEGE (L, 9-11 [10]) | -   | -  | 5.0 | 3 | 1 | 1  | 1  | 3  | 0  | 1.12 | 69 |
| 3/14 | *LITTLE ROCK (L, 6-12)         | L   | -  | 4.1 | 5 | 6 | 6  | 0  | 5  | 1  | 3.54 | 74 |

## BLAKE BURKHALTER'S CAREER APPEARANCES

### 2020 - FRESHMAN YEAR

| Date | Opp (Res.)                | DEC | QS | IP  | H | R | ER | BB | SO | HR | ERA  | NP |
|------|---------------------------|-----|----|-----|---|---|----|----|----|----|------|----|
| 2/15 | ILLINOIS-CHICAGO (W, 7-3) | -   | -  | 1.0 | 1 | 0 | 0  | 1  | 1  | 0  | 0.00 | 14 |
| 2/23 | UCF (L, 2-12)             | -   | -  | 1.0 | 3 | 1 | 1  | 1  | 0  | 0  | 4.50 | 20 |
| 2/26 | ALABAMA A&M (W, 12-6)     | -   | -  | 1.1 | 1 | 0 | 0  | 1  | 2  | 0  | 2.70 | 23 |
| 3/8  | CHICAGO STATE (W, 9-0)    | -   | -  | 1.0 | 1 | 0 | 0  | 0  | 0  | 0  | 2.08 | 8  |

### 2021 - SOPHOMORE YEAR

| Date | Opp (Res.)                    | DEC | QS | IP  | H | R | ER | BB | SO | HR | ERA  | NP |
|------|-------------------------------|-----|----|-----|---|---|----|----|----|----|------|----|
| 2/20 | PRESBYTERIAN (W, 6-1)         | -   | -  | 1.0 | 2 | 0 | 0  | 1  | 1  | 0  | 0.00 | 25 |
| 2/24 | ALABAMA A&M (W, 33-0)         | -   | -  | 1.0 | 0 | 0 | 0  | 0  | 2  | 0  | 0.00 | 19 |
| 2/28 | vs. Texas A&M (W, 6-1)        | -   | -  | 1.0 | 0 | 0 | 0  | 1  | 0  | 0  | 0.00 | 11 |
| 3/7  | BOSTON COLLEGE (L, 9-11 [10]) | -   | -  | 2.1 | 0 | 0 | 0  | 1  | 3  | 0  | 0.00 | 35 |
| 3/13 | LITTLE ROCK (W, 6-0)          | -   | -  | 2.0 | 2 | 0 | 0  | 1  | 4  | 0  | 0.00 | 34 |

## RICHARD FITT'S CAREER APPEARANCES

\*-Starter

### 2019 - FRESHMAN YEAR

| Date | Opp (Res.)                        | DEC | QS | IP  | H | R | ER | BB | SO | HR | ERA  | NP |
|------|-----------------------------------|-----|----|-----|---|---|----|----|----|----|------|----|
| 2/17 | GEORGIA SOUTHERN (W, 4-3)         | -   | -  | 2.1 | 2 | 1 | 1  | 1  | 0  | 0  | 3.86 | 47 |
| 2/24 | at UCF (W, 13-9)                  | -   | -  | 2.0 | 2 | 1 | 1  | 0  | 2  | 1  | 4.15 | 27 |
| 3/5  | UT MARTIN (W, 15-9)               | W   | -  | 2.0 | 2 | 1 | 1  | 0  | 1  | 0  | 4.26 | 26 |
| 3/9  | UTSA (W, 8-3)                     | -   | -  | 0.1 | 2 | 1 | 1  | 0  | 1  | 0  | 5.40 | 9  |
| 3/17 | #21 TENNESSEE (W, 5-3)            | -   | -  | 0.1 | 1 | 0 | 0  | 0  | 0  | 0  | 5.14 | 7  |
| 3/19 | at UAB (W, 13-5)                  | -   | -  | 1.1 | 2 | 0 | 0  | 2  | 2  | 0  | 4.32 | 31 |
| 3/23 | at #4 Mississippi State (L, 2-15) | -   | -  | 1.0 | 4 | 3 | 3  | 0  | 1  | 1  | 6.75 | 22 |
| 3/26 | vs. Alabama (L, 3-6)              | -   | -  | 3.2 | 3 | 0 | 0  | 1  | 1  | 0  | 4.85 | 65 |
| 3/31 | at South Carolina (W, 7-5)        | W   | -  | 5.0 | 3 | 0 | 0  | 2  | 2  | 0  | 3.50 | 64 |
| 4/6  | *#9 ARKANSAS (L, 0-8)             | L   | -  | 4.1 | 5 | 5 | 5  | 3  | 2  | 1  | 4.84 | 74 |
| 4/14 | *at #12 Texas A&M (L, 1-4)        | L   | -  | 3.0 | 5 | 3 | 3  | 0  | 2  | 0  | 5.33 | 56 |
| 4/18 | #17 OLE MISS (W, 7-4)             | W   | -  | 4.1 | 4 | 0 | 0  | 0  | 4  | 0  | 4.55 | 57 |
| 4/26 | *at #4 Vanderbilt (L, 2-5)        | L   | -  | 2.1 | 6 | 4 | 4  | 1  | 3  | 1  | 5.34 | 77 |
| 5/5  | *ALABAMA (W, 17-7)                | -   | -  | 3.2 | 7 | 3 | 3  | 0  | 3  | 1  | 5.55 | 64 |
| 5/11 | *#7 GEORGIA (L, 8-10)             | -   | -  | 0.0 | 3 | 3 | 3  | 0  | 0  | 1  | 6.31 | 13 |
| 5/14 | NORTH ALABAMA (W, 8-7)            | -   | -  | 6.1 | 4 | 1 | 1  | 2  | 8  | 0  | 5.57 | 82 |
| 5/22 | vs. #2 Vanderbilt (L, 1-11)       | -   | -  | 4.0 | 7 | 3 | 3  | 1  | 5  | 1  | 5.67 | 75 |
| 6/1  | at #3 Georgia Tech (W, 6-5)       | W   | -  | 6.0 | 4 | 0 | 0  | 0  | 4  | 0  | 5.02 | 84 |
| 6/10 | at #14 North Carolina (W, 14-7)   | W   | -  | 5.1 | 7 | 6 | 6  | 3  | 4  | 2  | 5.49 | 93 |
| 6/16 | vs. #6 Mississippi State (L, 4-5) | -   | -  | 2.0 | 1 | 1 | 1  | 0  | 0  | 0  | 5.46 | 20 |
| 6/19 | vs. #7 Louisville (L, 3-5)        | -   | -  | 3.1 | 4 | 1 | 1  | 1  | 2  | 0  | 5.31 | 48 |

### 2020 - SOPHOMORE YEAR

| Date | Opp (Res.)                 | DEC | QS | IP  | H | R | ER | BBSO | HR | ERA | NP   |    |
|------|----------------------------|-----|----|-----|---|---|----|------|----|-----|------|----|
| 2/15 | *ILLINOIS-CHICAGO (W, 7-3) | W   | -  | 5.0 | 2 | 0 | 0  | 3    | 7  | 0   | 0.00 | 85 |
| 2/22 | UCF (L, 3-7)               | -   | -  | 1.0 | 4 | 3 | 3  | 1    | 1  | 0   | 4.50 | 24 |
| 2/25 | ALABAMA A&M (W, 10-0)      | -   | -  | 1.0 | 1 | 0 | 0  | 0    | 0  | 0   | 3.86 | 13 |
| 3/1  | WRIGHT STATE (W, 6-0)      | -   | -  | 2.1 | 0 | 0 | 0  | 0    | 3  | 0   | 2.89 | 32 |
| 3/7  | CHICAGO STATE (W, 16-2)    | -   | -  | 1.0 | 0 | 0 | 0  | 0    | 1  | 0   | 2.61 | 6  |

3/10 GEORGIA TECH (L, 2-6) - - 2.2 2 1 1 1 4 1 2.77 51

### 2021 - JUNIOR YEAR

| Date | Opp (Res.)               | DEC | QS | IP  | H | R | ER | BB | SO | HR | ERA  | NP |
|------|--------------------------|-----|----|-----|---|---|----|----|----|----|------|----|
| 2/20 | *PRESBYTERIAN (W, 6-1)   | -   | -  | 5.0 | 1 | 1 | 1  | 2  | 6  | 1  | 1.80 | 66 |
| 2/27 | *vs. Baylor (L, 6-12)    | L   | -  | 4.1 | 9 | 7 | 6  | 0  | 2  | 2  | 6.75 | 67 |
| 3/5  | *BOSTON COLLEGE (L, 2-8) | L   | -  | 5.0 | 7 | 5 | 5  | 1  | 2  | 3  | 7.53 | 90 |

## BROOKS FULLER'S CAREER APPEARANCES

\*-Starter

### 2019 - FRESHMAN YEAR

| Date | Opp (Res.)                        | DEC | QS | IP  | H | R | ER | BB | SO | HR | ERA  | NP |
|------|-----------------------------------|-----|----|-----|---|---|----|----|----|----|------|----|
| 2/16 | GEORGIA SOUTHERN (L, 5-7)         | -   | -  | 1.0 | 1 | 1 | 1  | 1  | 0  | 1  | 9.00 | 21 |
| 2/20 | *ALABAMA A&M (W, 10-2)            | -   | -  | 3.0 | 2 | 2 | 0  | 2  | 3  | 0  | 2.25 | 46 |
| 3/2  | CINCINNATI (W, 9-5)               | -   | -  | 1.2 | 0 | 0 | 0  | 0  | 1  | 0  | 1.59 | 14 |
| 3/5  | UT MARTIN (W, 15-9)               | -   | -  | 2.2 | 2 | 3 | 0  | 3  | 0  | 0  | 1.08 | 42 |
| 3/9  | UTSA (W, 8-3)                     | -   | -  | 1.0 | 0 | 0 | 0  | 1  | 0  | 0  | 0.96 | 17 |
| 3/16 | #21 TENNESSEE (W, 5-2)            | W   | -  | 3.2 | 2 | 1 | 1  | 2  | 3  | 0  | 1.38 | 63 |
| 3/23 | at #4 Mississippi State (L, 2-15) | -   | -  | 3.2 | 4 | 1 | 1  | 3  | 3  | 0  | 1.62 | 67 |
| 3/30 | *at South Carolina (L, 0-4)       | L   | -  | 5.0 | 3 | 2 | 2  | 4  | 4  | 1  | 2.08 | 88 |
| 4/5  | *#9 ARKANSAS (L, 6-9)             | -   | -  | 3.1 | 3 | 3 | 2  | 4  | 4  | 0  | 2.52 | 76 |
| 4/9  | JACKSONVILLE STATE (L, 6-11)      | -   | -  | 0.0 | 0 | 1 | 1  | 2  | 0  | 0  | 2.88 | 15 |
| 4/13 | *at #12 Texas A&M (W, 7-0)        | W   | X  | 6.0 | 4 | 0 | 0  | 3  | 4  | 0  | 2.32 | 93 |
| 4/20 | *#17 OLE MISS (W, 6-5)            | -   | -  | 4.2 | 5 | 3 | 3  | 2  | 6  | 2  | 2.78 | 79 |
| 4/26 | *at #4 Vanderbilt (L, 5-9)        | L   | -  | 1.2 | 4 | 4 | 2  | 2  | 1  | 1  | 3.13 | 37 |
| 5/4  | *ALABAMA (L, 6-7)                 | -   | -  | 3.0 | 3 | 2 | 2  | 2  | 3  | 0  | 3.35 | 61 |
| 5/11 | #7 GEORGIA (L, 8-10)              | -   | -  | 0.2 | 0 | 0 | 0  | 0  | 1  | 0  | 3.29 | 4  |
| 5/14 | *NORTH ALABAMA (W, 8-7)           | -   | -  | 1.1 | 3 | 4 | 4  | 3  | 1  | 0  | 4.04 | 36 |
| 5/17 | at #20 LSU (L, 1-5)               | -   | -  | 1.0 | 1 | 1 | 1  | 1  | 1  | 0  | 4.15 | 16 |
| 5/18 | at #20 LSU (W, 5-4)               | -   | -  | 0.1 | 0 | 0 | 0  | 0  | 0  | 0  | 4.12 | 3  |
| 5/22 | vs. #2 Vanderbilt (L, 1-11)       | -   | -  | 0.1 | 2 | 2 | 2  | 0  | 1  | 0  | 4.50 | 17 |
| 5/23 | vs. #17 LSU (L, 3-4)              | -   | -  | 0.0 | 0 | 0 | 0  | 0  | 0  | 0  | 4.50 | 2  |

### 2020 - SOPHOMORE YEAR

| Date | Opp (Res.)                 | DEC | QS | IP  | H | R | ER | BBSO | HR | ERA | NP   |    |
|------|----------------------------|-----|----|-----|---|---|----|------|----|-----|------|----|
| 2/16 | ILLINOIS-CHICAGO (W, 14-0) | -   | -  | 2.0 | 2 | 0 | 0  | 0    | 3  | 0   | 0.00 | 34 |
| 2/25 | *ALABAMA A&M (W, 10-0)     | W   | -  | 4.0 | 5 | 0 | 0  | 0    | 3  | 0   | 0.00 | 60 |
| 3/10 | *GEORGIA TECH (L, 2-6)     | L   | -  | 2.0 | 4 | 3 | 2  | 1    | 1  | 0   | 2.25 | 42 |

### 2021 - JUNIOR YEAR

| Date | Opp (Res.)                 | DEC | QS | IP  | H | R | ER | BB | SO | HR | ERA  | NP |
|------|----------------------------|-----|----|-----|---|---|----|----|----|----|------|----|
| 2/19 | PRESBYTERIAN (W, 14-3)     | -   | -  | 1.0 | 2 | 0 | 0  | 0  | 1  | 0  | 0.00 | 15 |
| 2/21 | PRESBYTERIAN (W, 2-1 [10]) | -   | -  | 2.1 | 2 | 1 | 1  | 1  | 3  | 0  | 2.70 | 38 |
| 2    |                            |     |    |     |   |   |    |    |    |    |      |    |

**CODY GREENHILL'S CAREER APPEARANCES**

**2018 - FRESHMAN YEAR**

| Date | Opp (Res.)                    | DEC | QS | IP  | H | R | ER | BBSO | HR | ERA  | NP |
|------|-------------------------------|-----|----|-----|---|---|----|------|----|------|----|
| 2/16 | LONGWOOD (W, 6-0)             | -   | -  | 1.0 | 1 | 0 | 0  | 1    | 0  | 0.00 | 23 |
| 2/20 | GEORGIA STATE (W, 3-2)        | W   | -  | 3.1 | 0 | 0 | 0  | 3    | 4  | 0.00 | 66 |
| 2/24 | BRYANT (W, 13-4)              | -   | -  | 2.0 | 3 | 0 | 0  | 0    | 4  | 0.00 | 39 |
| 2/27 | at #15 South Alabama (W, 7-6) | -   | -  | 2.0 | 2 | 0 | 0  | 1    | 1  | 0.00 | 26 |
| 3/3  | BYU (W, 9-5)                  | -   | -  | 3.1 | 5 | 1 | 1  | 1    | 4  | 0.77 | 48 |
| 3/6  | at UAB (W, 11-8)              | -   | -  | 2.0 | 0 | 0 | 0  | 0    | 3  | 0.66 | 20 |
| 3/10 | NORTHEASTERN (L, 2-1)         | -   | -  | 4.2 | 1 | 0 | 0  | 1    | 4  | 0.49 | 59 |
| 4/3  | ALABAMA A&M (W, 19-5)         | -   | -  | 1.0 | 1 | 0 | 0  | 0    | 1  | 0.47 | 15 |
| 4/8  | at #5 Arkansas (L, 5-4)       | L   | -  | 1.2 | 1 | 1 | 1  | 2    | 1  | 0.86 | 33 |
| 4/15 | MISSISSIPPI STATE (W, 7-5)    | W   | -  | 4.1 | 5 | 2 | 2  | 0    | 5  | 1.42 | 78 |
| 4/21 | at Alabama (W, 5-0)           | -   | -  | 2.0 | 2 | 0 | 0  | 1    | 4  | 1.32 | 38 |
| 4/27 | at #1 Florida (W, 11-5)       | W   | -  | 5.0 | 6 | 2 | 2  | 2    | 3  | 1.67 | 81 |
| 5/5  | #17 VANDERBILT (W, 11-5)      | -   | -  | 3.1 | 1 | 0 | 0  | 2    | 3  | 0.51 | 44 |
| 5/12 | at #5 Ole Miss (L, 10-3)      | L   | -  | 4.2 | 3 | 1 | 1  | 1    | 3  | 1.56 | 69 |
| 5/17 | LSU (W, 11-4)                 | -   | -  | 3.0 | 3 | 0 | 0  | 0    | 2  | 1.45 | 39 |
| 5/19 | LSU (W, 14-5)                 | -   | -  | 2.0 | 3 | 3 | 1  | 1    | 3  | 1.59 | 38 |
| 5/22 | vs. Kentucky (W, 4-3[11])     | W   | -  | 3.0 | 3 | 0 | 0  | 0    | 2  | 1.49 | 36 |
| 5/25 | vs. #4 Ole Miss (L, 7-0)      | -   | -  | 2.2 | 4 | 2 | 2  | 0    | 2  | 1.76 | 48 |
| 6/3  | at #11 N.C. State (W, 15-7)   | W   | -  | 4.1 | 6 | 3 | 3  | 2    | 5  | 2.11 | 86 |
| 6/10 | vs. #1 Florida (W, 3-2)       | W   | -  | 3.0 | 2 | 1 | 1  | 1    | 1  | 2.16 | 42 |
| 6/11 | at #1 Florida (L, 3-2)        | L   | -  | 0.1 | 1 | 1 | 1  | 0    | 0  | 2.30 | 8  |

**2019 - SOPHOMORE YEAR**

| Date | Opp (Res.)                         | DEC | QS | IP  | H | R | ER | BBSO | HR | ERA  | NP |
|------|------------------------------------|-----|----|-----|---|---|----|------|----|------|----|
| 2/16 | GEORGIA SOUTHERN (L, 5-7)          | -   | -  | 2.2 | 4 | 1 | 1  | 1    | 0  | 3.38 | 34 |
| 2/22 | at UCF (W, 4-1)                    | -   | -  | 1.1 | 0 | 0 | 0  | 0    | 1  | 2.25 | 18 |
| 3/2  | CINCINNATI (W, 5-0)                | -   | -  | 2.0 | 0 | 0 | 0  | 1    | 1  | 1.29 | 27 |
| 3/5  | UT MARTIN (W, 15-9)                | -   | -  | 2.0 | 1 | 1 | 1  | 0    | 0  | 2.00 | 15 |
| 3/9  | UTSA (W, 8-3)                      | -   | -  | 2.0 | 3 | 2 | 1  | 0    | 4  | 2.45 | 36 |
| 3/15 | #21 TENNESSEE (W, 2-0)             | -   | -  | 2.0 | 0 | 0 | 0  | 0    | 4  | 2.08 | 26 |
| 3/17 | #21 TENNESSEE (W, 5-3)             | -   | -  | 2.2 | 3 | 1 | 1  | 2    | 0  | 2.30 | 37 |
| 3/22 | at #4 Mississippi State (W, 6-5)   | -   | -  | 2.0 | 1 | 0 | 0  | 0    | 2  | 2.04 | 23 |
| 3/24 | at #4 Mississippi State (L, 15-20) | L   | -  | 2.1 | 7 | 5 | 5  | 0    | 2  | 4.05 | 42 |
| 3/29 | at South Carolina (W, 4-2)         | -   | -  | 1.0 | 0 | 0 | 0  | 0    | 1  | 3.86 | 20 |
| 3/31 | at South Carolina (W, 7-5)         | -   | -  | 1.1 | 2 | 0 | 0  | 0    | 0  | 3.63 | 24 |
| 4/5  | #9 ARKANSAS (W, 6-3)               | -   | -  | 1.0 | 0 | 0 | 0  | 0    | 2  | 3.47 | 14 |
| 4/5  | #9 ARKANSAS (L, 6-9)               | -   | -  | 3.0 | 3 | 0 | 0  | 2    | 4  | 3.08 | 54 |
| 4/13 | at #12 Texas A&M (W, 7-0)          | -   | -  | 2.1 | 0 | 0 | 0  | 1    | 2  | 2.83 | 31 |
| 4/18 | #17 OLE MISS (W, 7-4)              | -   | -  | 2.0 | 0 | 0 | 0  | 0    | 3  | 2.64 | 31 |
| 4/20 | #17 OLE MISS (W, 6-5)              | W   | -  | 3.0 | 3 | 2 | 2  | 0    | 1  | 2.94 | 25 |
| 4/27 | at #4 Vanderbilt (L, 5-9)          | -   | -  | 1.2 | 5 | 3 | 3  | 0    | 2  | 3.57 | 32 |
| 5/3  | ALABAMA (W, 5-1)                   | -   | -  | 1.0 | 0 | 0 | 0  | 0    | 2  | 3.47 | 13 |
| 5/4  | ALABAMA (L, 6-7)                   | L   | -  | 1.0 | 3 | 2 | 0  | 1    | 0  | 3.38 | 18 |
| 5/11 | #7 GEORGIA (W, 4-3)                | W   | -  | 4.0 | 1 | 0 | 0  | 1    | 5  | 3.05 | 48 |
| 5/18 | at #20 LSU (W, 5-4)                | -   | -  | 5.1 | 6 | 3 | 2  | 3    | 1  | 3.09 | 90 |
| 5/21 | vs. #21 Tennessee (W, 5-3)         | -   | -  | 0.2 | 0 | 0 | 0  | 0    | 1  | 3.00 | 16 |
| 5/23 | vs. #17 LSU (L, 3-4)               | L   | -  | 2.2 | 3 | 3 | 2  | 1    | 1  | 3.24 | 42 |
| 6/2  | at #3 Georgia Tech (W, 4-1)        | -   | -  | 3.0 | 1 | 1 | 1  | 0    | 4  | 3.23 | 39 |
| 6/8  | at #14 North Carolina (W, 11-7)    | -   | -  | 2.0 | 3 | 2 | 2  | 3    | 1  | 3.44 | 46 |
| 6/10 | at #14 North Carolina (W, 14-7)    | -   | -  | 1.2 | 3 | 1 | 1  | 1    | 0  | 3.49 | 43 |
| 6/16 | vs. #6 Mississippi State (L, 4-5)  | -   | -  | 0.2 | 1 | 0 | 0  | 1    | 1  | 3.45 | 17 |

**2020 - JUNIOR YEAR**

| Date | Opp (Res.)                | DEC | QS | IP  | H | R | ER | BBSO | HR | ERA  | NP |
|------|---------------------------|-----|----|-----|---|---|----|------|----|------|----|
| 2/14 | ILLINOIS-CHICAGO (W, 5-3) | -   | -  | 4.0 | 0 | 0 | 0  | 1    | 6  | 0.00 | 60 |
| 2/21 | UCF (L, 1-3)              | -   | -  | 3.2 | 3 | 0 | 0  | 0    | 3  | 0.00 | 44 |
| 2/28 | WRIGHT STATE (W, 7-2)     | -   | -  | 3.0 | 2 | 0 | 0  | 0    | 5  | 0.00 | 42 |
| 3/6  | CHICAGO STATE (W, 6-0)    | -   | -  | 2.0 | 0 | 0 | 0  | 0    | 3  | 0.00 | 27 |

**2021 - SOPHOMORE YEAR**

| Date | Opp (Res.)                  | DEC | QS | IP  | H | R | ER | BBSO | HR | ERA  | NP |
|------|-----------------------------|-----|----|-----|---|---|----|------|----|------|----|
| 2/19 | *PRESBYTERIAN (W, 14-3)     | W   | -  | 5.0 | 3 | 3 | 2  | 1    | 6  | 3.60 | 73 |
| 2/26 | *vs. Oklahoma (L, 3-4 [10]) | -   | -  | 4.1 | 3 | 1 | 1  | 3    | 3  | 2.89 | 72 |
| 3/12 | * LITTLE ROCK (W, 7-0)      | W   | -  | 5.0 | 3 | 0 | 0  | 1    | 5  | 1.88 | 58 |

**CAM HILL'S CAREER APPEARANCES**

**2021 - FRESHMAN YEAR**

| Date | Opp (Res.)                    | DEC | QS | IP  | H | R | ER | BB | SO | HR | ERA   | NP |
|------|-------------------------------|-----|----|-----|---|---|----|----|----|----|-------|----|
| 2/21 | PRESBYTERIAN (W, 2-1 [10])    | W   | -  | 1.0 | 0 | 0 | 0  | 0  | 2  | 0  | 0.00  | 12 |
| 2/28 | vs. Texas A&M (W, 6-1)        | -   | -  | 1.0 | 1 | 1 | 1  | 1  | 2  | 0  | 4.50  | 29 |
| 3/7  | BOSTON COLLEGE (L, 9-11 [10]) | -   | -  | 0.2 | 4 | 5 | 5  | 0  | 0  | 0  | 20.25 | 30 |
| 3/14 | LITTLE ROCK (L, 6-12)         | -   | -  | 0.1 | 3 | 4 | 4  | 1  | 0  | 0  | 30.00 | 20 |

**HAYDEN MULLINS' CAREER APPEARANCES**

**2020 - FRESHMAN YEAR**

| Date | Opp (Res.)                 | DEC | QS | IP  | H | R | ER | BB | SO | HR | ERA   | NP |
|------|----------------------------|-----|----|-----|---|---|----|----|----|----|-------|----|
| 2/16 | ILLINOIS-CHICAGO (W, 14-0) | -   | -  | 1.0 | 1 | 0 | 0  | 0  | 1  | 0  | 0.00  | 13 |
| 2/23 | UCF (L, 2-12)              | -   | -  | 1.2 | 2 | 3 | 3  | 1  | 4  | 1  | 10.12 | 38 |
| 2/26 | ALABAMA A&M (W, 12-6)      | W   | -  | 1.1 | 0 | 0 | 0  | 0  | 2  | 0  | 6.75  | 14 |
| 3/1  | WRIGHT STATE (W, 6-0)      | -   | -  | 0.2 | 0 | 0 | 0  | 2  | 1  | 0  | 5.79  | 18 |
| 3/11 | WOFFORD (L, 3-4)           | -   | -  | 2.2 | 1 | 0 | 0  | 3  | 2  | 0  | 3.68  | 52 |

**2021 - SOPHOMORE YEAR**

| Date | Opp (Res.)                 | DEC | QS | IP  | H | R | ER | BB | SO | HR | ERA  | NP |
|------|----------------------------|-----|----|-----|---|---|----|----|----|----|------|----|
| 2/20 | PRESBYTERIAN (W, 6-1)      | W   | -  | 1.0 | 2 | 0 | 0  | 1  | 2  | 0  | 0.00 | 29 |
| 2/24 | ALABAMA A&M (W, 33-0)      | -   | -  | 1.0 | 0 | 0 | 0  | 0  | 2  | 0  | 0.00 | 17 |
| 2/26 | vs. Oklahoma (L, 3-4 [10]) | -   | -  | 0.0 | 1 | 0 | 0  | 1  | 0  | 0  | 0.00 | 10 |
| 3/6  | BOSTON COLLEGE (W, 16-1)   | -   | -  | 2.0 | 0 | 0 | 0  | 1  | 4  | 0  | 0.00 | 31 |
| 3/9  | at UAB (W, 6-5)            | W   | -  | 4.0 | 2 | 1 | 0  | 0  | 8  | 0  | 0.00 | 56 |
| 3/14 | LITTLE ROCK (L, 6-12)      | -   | -  | 3.0 | 3 | 1 | 1  | 0  | 3  | 0  | 0.82 | 34 |

**JACK OWEN'S CAREER APPEARANCES**

\*-Starter

**2018 - FRESHMAN YEAR**

| Date | Opp (Res.)                  | DEC | QS | IP  | H | R | ER | BB | SO | HR | ERA  | NP |
|------|-----------------------------|-----|----|-----|---|---|----|----|----|----|------|----|
| 2/17 | LONGWOOD (W, 25-1)          | -   | -  | 1.0 | 1 | 1 | 1  | 2  | 1  | 0  | 9.00 | 29 |
| 3/3  | BYU (W, 21-4)               | -   | -  | 3.0 | 2 | 0 | 0  | 0  | 1  | 0  | 2.25 | 33 |
| 3/13 | GEORGIA TECH (W, 12-7)      | -   | -  | 3.0 | 2 | 0 | 0  | 1  | 5  | 0  | 1.29 | 45 |
| 3/20 | *at Georgia Tech (L, 6-4)   | L   | -  | 3.1 | 9 | 6 | 6  | 2  | 3  | 1  | 6.10 | 56 |
| 3/27 | *vs. Alabama (W, 5-2)       | W   | -  | 4.0 | 1 | 0 | 0  | 2  | 4  | 0  | 4.40 | 73 |
| 4/1  | #24 MISSOURI (L, 5-0)       | -   | -  | 1.0 | 1 | 0 | 0  | 0  | 1  | 0  | 4.11 | 18 |
| 4/3  | ALABAMA A&M (W, 19-5)       | -   | -  | 1.0 | 4 | 2 | 2  | 0  | 1  | 1  | 4.96 | 26 |
| 4/7  | at #5 Arkansas (L, 13-2)    | -   | -  | 0.0 | 1 | 4 | 4  | 3  | 0  | 0  | 7.16 | 20 |
| 4/10 | *at Samford (L 12-3)        | L   | -  | 1.0 | 5 | 4 | 4  | 0  | 0  | 1  | 8.83 | 23 |
| 4/24 | *SAMFORD (W, 7-2)           | W   | -  | 5.1 | 6 | 2 | 2  | 0  | 5  | 0  | 7.54 | 77 |
| 5/8  | *SOUTH ALABAMA (W, 10-4)    | -   | -  | 4.0 | 3 | 3 | 2  | 1  | 6  | 0  | 7.09 | 66 |
| 5/11 | at #5 Ole Miss (L, 8-3)     | -   | -  | 1.0 | 1 | 0 | 0  | 0  | 1  | 0  | 6.83 | 10 |
| 5/15 | *at Troy (L, 9-5)           | -   | -  | 4.1 | 5 | 1 | 1  | 2  | 6  | 0  | 6.19 | 93 |
| 5/22 | *vs. Kentucky (W, 4-3 [11]) | -   | -  | 2.2 | 2 | 1 | 1  | 3  | 1  | 1  | 5.97 | 43 |

**2019 - SOPHOMORE YEAR**

| Date | Opp (Res.)                         | DEC | QS | IP  | H | R | ER | BBSO | HR | ERA | NP   |     |
|------|------------------------------------|-----|----|-----|---|---|----|------|----|-----|------|-----|
| 2/17 | GEORGIA SOUTHERN (W, 4-3)          | W   | -  | 4.2 | 4 | 0 | 0  | 2    | 4  | 0   | 0.00 | 67  |
| 2/23 | at UCF (L, 1-6)                    | -   | -  | 4.1 | 3 | 1 | 0  | 0    | 8  | 0   | 0.00 | 79  |
| 3/2  | *CINCINNATI (W, 5-0)               | W   | X  | 7.0 | 3 | 0 | 0  | 0    | 10 | 0   | 0.00 | 88  |
| 3/9  | *UTSA (W, 5-0)                     | W   | X  | 9.0 | 4 | 0 | 0  | 0    | 7  | 0   | 0.00 | 98  |
| 3/16 | *#21 TENNESSEE (W, 5-2)            | -   | -  | 4.0 | 2 | 1 | 1  | 0    | 4  | 1   | 0.31 | 55  |
| 4/20 | #17 OLE MISS (W, 6-5)              | -   | -  | 2.1 | 0 | 0 | 0  | 1    | 1  | 0   | 0.29 | 29  |
| 4/27 | at #4 Vanderbilt (L, 5-9)          | -   | -  | 2.1 | 3 | 1 | 1  | 1    | 3  | 0   | 0.53 | 43  |
| 5/3  | *ALABAMA (W, 5-1)                  | W   | -  | 5.0 | 5 | 1 | 1  | 2    | 0  | 0   | 0.70 | 63  |
| 5/10 | *#7 GEORGIA (L, 2-11)              | L   | -  | 3.2 | 7 | 6 | 6  | 1    | 3  | 1   | 1.91 | 65  |
| 5/17 | *at #20 LSU (L, 1-5)               | L   | -  | 7.0 | 8 | 4 | 4  | 1    | 6  | 0   | 2.37 | 97  |
| 5/23 | *vs. #17 LSU (L, 3-4)              | -   | -  | 5.2 | 5 | 1 | 1  | 1    | 5  | 0   | 2.29 | 102 |
| 5/31 | *vs. Coastal Carolina (W, 16-7)    | -   | -  | 3.2 | 6 | 2 | 2  | 1    | 4  | 1   | 2.45 | 86  |
| 6/8  | *at #14 North Carolina (W, 11-7)   | -   | -  | 5.0 | 8 | 4 | 4  | 1    | 3  | 0   | 2.83 | 77  |
| 6/16 | *vs. #6 Mississippi State (L, 4-5) | -   | -  | 5.0 | 6 | 1 | 1  | 3    | 1  | 0   | 2.75 | 102 |

**2020 - JUNIOR YEAR**

| Date | Opp (Res.)                  | DEC | QS | IP  | H | R | ER | BBSO | HR | ERA | NP   |    |
|------|-----------------------------|-----|----|-----|---|---|----|------|----|-----|------|----|
| 2/15 | *ILLINOIS-CHICAGO (W, 18-1) | W   | -  | 5.0 | 3 | 1 | 1  | 3    | 8  | 1   | 1.80 | 71 |
| 2/22 | *UCF (L, 3-7)               | L   | -  | 5.0 | 1 | 3 | 2  | 1    | 5  | 1   | 2.70 | 62 |
| 2/29 | *WRIGHT STATE (W, 20-6)     | W   | -  | 5.0 | 9 | 4 | 3  | 0    | 6  | 1   | 3.60 | 91 |
| 3/7  | *CHICAGO STATE (W, 16-2)    | W   | X  | 6.0 | 4 | 2 | 2  | 1    | 6  | 0   | 3.43 | 74 |

**CARSON SKIPPER'S CAREER APPEARANCES**

\*-Starter



**2021 - JUNIOR YEAR**

| Date | Opp (Res.)                    | DEC | QS | IP  | H | R | ER | BB | SO | HR | ERA  | NP |
|------|-------------------------------|-----|----|-----|---|---|----|----|----|----|------|----|
| 2/20 | PRESBYTERIAN (W, 6-1)         | -   | -  | 1.0 | 1 | 0 | 0  | 0  | 1  | 0  | 0.00 | 9  |
| 2/24 | ALABAMA A&M (W, 33-0)         | -   | -  | 1.0 | 1 | 0 | 0  | 0  | 0  | 0  | 0.00 | 8  |
| 2/26 | vs. Oklahoma (L, 3-4 [10])    | -   | -  | 2.0 | 1 | 0 | 0  | 1  | 3  | 0  | 0.00 | 39 |
| 2/28 | vs. Texas A&M (W, 6-1)        | -   | -  | 1.0 | 0 | 0 | 0  | 0  | 1  | 0  | 0.00 | 15 |
| 3/7  | BOSTON COLLEGE (L, 9-11 [10]) | -   | -  | 0.2 | 0 | 0 | 0  | 0  | 1  | 0  | 0.00 | 13 |

**JACK SOKOL'S CAREER APPEARANCES**

**2021 - FRESHMAN YEAR**

| Date | Opp (Res.)             | DEC | QS | IP  | H | R | ER | BB | SO | HR | ERA  | NP |
|------|------------------------|-----|----|-----|---|---|----|----|----|----|------|----|
| 2/24 | *ALABAMA A&M (W, 33-0) | W   | -  | 4.0 | 1 | 0 | 0  | 3  | 6  | 0  | 0.00 | 52 |

**CARSON SWILLING'S CAREER APPEARANCES**

**2021 - FRESHMAN YEAR**

| Date | Opp (Res.)                | DEC | QS | IP  | H | R | ER | BB | SO | HR | ERA  | NP |
|------|---------------------------|-----|----|-----|---|---|----|----|----|----|------|----|
| 2/19 | PRESBYTERIAN (W, 14-3)    | -   | -  | 1.0 | 0 | 0 | 0  | 0  | 1  | 0  | 0.00 | 11 |
| 2/23 | ALABAMA A&M (W, 18-2 [7]) | -   | -  | 1.0 | 0 | 0 | 0  | 0  | 2  | 0  | 0.00 | 15 |
| 3/6  | BOSTON COLLEGE (W, 16-1)  | -   | -  | 1.2 | 1 | 0 | 0  | 1  | 1  | 0  | 0.00 | 40 |
| 3/12 | LITTLE ROCK (W, 7-0)      | -   | -  | 1.0 | 0 | 0 | 0  | 0  | 1  | 0  | 0.00 | 10 |

**SEB THOMAS' CAREER APPEARANCES**

**2020 - FRESHMAN YEAR**

| Date | Opp (Res.)                 | DEC | QS | IP  | H | R | ER | BB | SO | HR | ERA  | NP |
|------|----------------------------|-----|----|-----|---|---|----|----|----|----|------|----|
| 2/15 | ILLINOIS-CHICAGO (W, 18-1) | -   | -  | 1.0 | 0 | 0 | 0  | 1  | 1  | 0  | 0.00 | 14 |
| 2/19 | OAKLAND (W, 17-1)          | -   | -  | 1.0 | 0 | 0 | 0  | 0  | 0  | 0  | 0.00 | 6  |
| 2/22 | UCF (L, 3-7)               | -   | -  | 0.2 | 2 | 1 | 1  | 0  | 2  | 0  | 3.38 | 11 |
| 2/25 | ALABAMA A&M (W, 10-0)      | -   | -  | 1.0 | 0 | 0 | 0  | 0  | 2  | 0  | 2.45 | 10 |
| 2/29 | WRIGHT STATE (W, 20-6)     | -   | -  | 1.0 | 0 | 0 | 0  | 0  | 1  | 0  | 1.93 | 12 |
| 3/7  | CHICAGO STATE (W, 16-2)    | -   | -  | 1.0 | 0 | 0 | 0  | 0  | 0  | 0  | 1.59 | 9  |
| 3/11 | WOFFORD (L, 3-4)           | -   | -  | 2.0 | 2 | 0 | 0  | 3  | 0  | 0  | 1.17 | 49 |

**2021 - SOPHOMORE YEAR**

| Date | Opp (Res.)                    | DEC | QS | IP  | H | R | ER | BB | SO | HR | ERA  | NP |
|------|-------------------------------|-----|----|-----|---|---|----|----|----|----|------|----|
| 2/19 | PRESBYTERIAN (W, 14-3)        | -   | -  | 1.0 | 0 | 0 | 0  | 0  | 2  | 0  | 0.00 | 11 |
| 2/21 | PRESBYTERIAN (W, 2-1 [10])    | -   | -  | 2.2 | 2 | 0 | 0  | 0  | 1  | 0  | 0.00 | 28 |
| 2/24 | ALABAMA A&M (W, 33-0)         | -   | -  | 1.0 | 1 | 0 | 0  | 0  | 1  | 0  | 0.00 | 9  |
| 2/26 | vs. Oklahoma (L, 3-4 [10])    | L   | -  | 0.2 | 1 | 1 | 1  | 1  | 0  | 0  | 1.69 | 12 |
| 3/5  | BOSTON COLLEGE (L, 2-8)       | -   | -  | 2.1 | 1 | 0 | 0  | 1  | 4  | 0  | 1.17 | 39 |
| 3/7  | BOSTON COLLEGE (L, 9-11 [10]) | -   | -  | 0.1 | 2 | 3 | 3  | 1  | 1  | 1  | 4.50 | 16 |

**SUPERLATIVES AND MISCELLANEOUS NOTES**

**STARTS BY POSITION**

**STARTING PITCHER**

|                 |   |     |
|-----------------|---|-----|
| Trace Bright    | 4 | 2-2 |
| Mason Barnett   | 3 | 3-0 |
| Richard Fitts   | 3 | 1-2 |
| Cody Greenhill  | 3 | 2-1 |
| Jospeh Gonzalez | 1 | 1-0 |
| Jack Sokol      | 1 | 1-0 |

**CATCHER**

|                 |   |     |
|-----------------|---|-----|
| Steven Williams | 7 | 5-2 |
| Ryan Dyal       | 4 | 3-1 |
| Nate LaRue      | 4 | 2-2 |

**FIRST BASE**

|              |    |     |
|--------------|----|-----|
| Tyler Miller | 12 | 7-5 |
| Bryson Ware  | 2  | 2-0 |
| J.S. Shenker | 1  | 1-0 |

**SECOND BASE**

|                  |    |     |
|------------------|----|-----|
| Brody Moore      | 13 | 8-5 |
| Garrett Farquhar | 2  | 2-0 |

**THIRD BASE**

|              |    |     |
|--------------|----|-----|
| Rankin Woley | 13 | 8-5 |
| Tyler Miller | 2  | 2-0 |

**SHORTSTOP**

|             |    |     |
|-------------|----|-----|
| Ryan Bliss  | 13 | 8-5 |
| Cole Foster | 1  | 1-0 |
| Brody Moore | 1  | 1-0 |

**LEFT FIELD**

|                 |   |     |
|-----------------|---|-----|
| Judd Ward       | 8 | 6-2 |
| Steven Williams | 3 | 2-1 |
| Josh Hall       | 3 | 2-1 |
| Brayton Brown   | 1 | 1-0 |

**CENTER FIELD**

|              |    |     |
|--------------|----|-----|
| Kason Howell | 14 | 9-5 |
| Josh Hall    | 1  | 1-0 |

**RIGHT FIELD**

|                 |   |     |
|-----------------|---|-----|
| Bryson Ware     | 9 | 6-3 |
| Josh Hall       | 4 | 3-1 |
| Steven Williams | 2 | 1-1 |

**DESIGNATED HITTER**

|                 |   |     |
|-----------------|---|-----|
| Cam Hill        | 7 | 4-3 |
| Bryson Ware     | 3 | 2-1 |
| Steven Williams | 2 | 2-0 |
| Brayton Brown   | 1 | 1-0 |
| Bobby Peirce    | 1 | 0-1 |
| Judd Ward       | 1 | 1-0 |

**2021 AUBURN & OPPONENT HIGHS**

**TEAM BATTING**

|                       | AUBURN                    | OPPONENT              |
|-----------------------|---------------------------|-----------------------|
| Runs in a game        | 33, vs. AAMU (2/24)       | 12, two times         |
| Runs in an inning     | 14, vs. AAMU [4th] (2/24) | 8, BC [9th] (3/7)     |
| Most Hits in a game   | 27, vs. AAMU (2/24)       | 15, two times         |
| Fewest Hits in a game | 6, at UAB (3/9)           | 3, four times         |
| Hits in an inning     | 8, vs. AAMU [8th] (2/24)  | 6, two times          |
| 2B in a game          | 11, vs. AAMU (2/24)       | 3, BC (3/5)           |
| 3B in a game          | 2, vs. AAMU (2/24)        | 1, Little Rock (3/14) |
| HR in a game          | 4, vs. BC (3/6)           | 4, BC (3/5)           |
| SB in a game          | 4, vs. Texas A&M (2/28)   | 2, UAB (3/9)          |
| LOB in a game         | 12, vs. Baylor (2/27)     | 15, Oklahoma (2/26)   |
| K in a game           | 8, two times              | 15, UAB (3/9)         |
| BB in a game          | 12, vs. AAMU (2/23)       | 9, Oklahoma (2/26)    |

**TEAM PITCHING**

|                      | AUBURN                 | OPPONENT        |
|----------------------|------------------------|-----------------|
| K in a game          | 15, at UAB (3/9)       | 8, two times    |
| BB in a game         | 9, vs. Oklahoma (2/26) | 12, AAMU (2/23) |
| Pitchers used        | 6, three times         | 7, two times    |
| Total Quality Starts | 2                      | 2               |

**TEAM FIELDING**

|                     | AUBURN               | OPPONENT      |
|---------------------|----------------------|---------------|
| Errors in a game    | 2, two times         | 3, four times |
| DP turned in a game | 3, vs. Baylor (2/27) | 3, two times  |

**IND. BATTING**

|                | AUBURN                   | OPPONENT                 |
|----------------|--------------------------|--------------------------|
| Hits in a game | 4, three times           | 3, eight times           |
| Runs in a game | 6, Ware vs. AAMU (2/24)  | 3, two times             |
| 2B in a game   | 2, three times           | 2, Morissette [BC] (3/5) |
| 3B in a game   | 1, five times            | 1, Williams [LR] (3/14)  |
| HR in a game   | 1, 21 times              | 2, three times           |
| RBI in a game  | 7, Moore vs. AAMU (2/24) | 4, two times             |
| XBH in a game  | 2, eight times           | 2, five times            |
| SB in a game   | 2, Hall vs. AAMU (2/23)  | 2, Davis [UAB] (3/9)     |
| BB in a game   | 3, two times             | 3, three times           |
| HBP in a game  | 2, Woley vs. BC (3/6)    | 1, nine times            |
| K in a game    | 3, three times           | 4, Floyd [UAB] (3/9)     |
| Hitting Streak | 8, Woley (current)       | 3, four times            |
| Consec. G w/HR | Hill vs. BC (3/6-7)      | --                       |

**IND. PITCHING**

|                  | AUBURN                     | OPPONENT                 |
|------------------|----------------------------|--------------------------|
| K by a starter   | 9, Barnett vs. LR (3/13)   | 4, three times           |
| K by a reliever  | 8, Mullins at UAB (3/9)    | 4, five times            |
| BB by a starter  | 3, two times               | 5, Bohannon [UAB] (3/9)  |
| BB by a reliever | 3, two times               | 5, Stewart [AAMU] (2/23) |
| IP by a starter  | 7.0, Barnett vs. LR (3/13) | 6.1, Arnolds [LR] (3/13) |
| IP by a reliever | 4.0 Mullins at UAB (3/9)   | 6.0, Godman [OU] (2/26)  |

**MISCELLANEOUS**

|                             | AUBURN                       |
|-----------------------------|------------------------------|
| Biggest comeback win        | 2, at UAB (3/9)              |
| Biggest blown lead loss     | 8, vs. BC (3/7)              |
| Largest margin of victory   | 33, vs. AAMU (2/24)          |
| Largest margin of defeat    | 6, three times               |
| Longest game, Time          | 3:45, vs. Oklahoma (2/26)    |
| Longest game, Time (9 inn)  | 3:15, vs. Baylor (2/27)      |
| Shortest game, Time (9 inn) | 2:15, vs. Little Rock (3/12) |
| Longest game, Innings       | 10, three times              |
| Largest crowd, Home         | 850, 11 times                |
| Largest crowd, Road         | 1954, at UAB (3/9)           |
| Largest crowd, Neutral      | --                           |

**STARTS BY ORDER**

**LEADOFF**

|                 |   |     |
|-----------------|---|-----|
| Judd Ward       | 9 | 7-2 |
| Kason Howell    | 2 | 1-1 |
| Steven Williams | 2 | 1-1 |
| Ryan Bliss      | 1 | 0-1 |
| Josh Hall       | 1 | 1-0 |

**2ND SPOT**

|             |    |     |
|-------------|----|-----|
| Ryan Bliss  | 12 | 8-4 |
| Josh Hall   | 2  | 2-0 |
| Brody Moore | 1  | 0-1 |

**3RD SPOT**

|                 |   |     |
|-----------------|---|-----|
| Bryson Ware     | 7 | 5-2 |
| Steven Williams | 6 | 4-2 |
| Tyler Miller    | 1 | 0-1 |
| Brody Moore     | 1 | 1-0 |

**CLEANUP**

|                 |    |     |
|-----------------|----|-----|
| Rankin Woley    | 12 | 8-4 |
| Steven Williams | 3  | 2-1 |

**5TH SPOT**

|                 |   |     |
|-----------------|---|-----|
| Tyler Miller    | 9 | 6-3 |
| Brody Moore     | 2 | 2-0 |
| Bryson Ware     | 2 | 1-1 |
| Steven Williams | 1 | 1-0 |
| Rankin Woley    | 1 | 0-1 |

**6TH SPOT**

|                 |   |     |
|-----------------|---|-----|
| Bryson Ware     | 5 | 4-1 |
| Tyler Miller    | 3 | 2-1 |
| Kason Howell    | 2 | 1-1 |
| Steven Williams | 2 | 2-0 |
| Brayton Brown   | 1 | 0-1 |
| Cam Hill        | 1 | 1-0 |

**7TH SPOT**

|              |   |     |
|--------------|---|-----|
| Kason Howell | 6 | 4-2 |
| Cam Hill     | 5 | 3-2 |
| Tyler Miller | 1 | 1-0 |
| Brody Moore  | 1 | 1-0 |
| Bobby Peirce | 1 | 0-1 |
| J.S. Shenker | 1 | 1-0 |

**8TH SPOT**

|              |   |     |
|--------------|---|-----|
| Ryan Dyal    | 4 | 3-1 |
| Brody Moore  | 4 | 3-1 |
| Nate LaRue   | 3 | 2-1 |
| Josh Hall    | 2 | 2-0 |
| Cam Hill     | 1 | 0-1 |
| Kason Howell | 1 | 0-1 |

**9TH SPOT**

|                  |   |     |
|------------------|---|-----|
| Brody Moore      | 5 | 2-3 |
| Kason Howell     | 3 | 3-0 |
| Garrett Farquhar | 2 | 2-0 |
| Josh Hall        | 2 | 1-1 |
| Brayton Brown    | 1 | 1-0 |
| Cole Foster      | 1 | 1-0 |
| Nate LaRue       | 1 | 0-1 |

## PITCHING NOTES

**2021 BULLPEN BY NUMBERS**

|                 |       |
|-----------------|-------|
| Total App.....  | 46    |
| Saves/Opp.....  | 0/1   |
| IR/IRS.....     | 21/14 |
| BA Against..... | .254  |
| ERA.....        | 4.48  |

**SAVES/OPP**

|                    |     |
|--------------------|-----|
| Mason Barnett..... | 0/1 |
|--------------------|-----|

**INHERITED RUNNERS/SCORED**

|                       |     |
|-----------------------|-----|
| Mason Barnett.....    | 2/0 |
| Blake Burkhalter..... | 1/0 |
| Brooks Fuller.....    | 5/5 |
| Joseph Gonzalez.....  | 1/1 |
| Hayden Mullins.....   | 4/3 |
| Carson Skipper.....   | 1/1 |
| Carson Swilling.....  | 1/1 |
| Seb Thomas.....       | 6/3 |

**1ST BATTER FACED/RETIRED**

|                       |     |
|-----------------------|-----|
| Mason Barnett.....    | 1/0 |
| Trace Bright.....     | 1/0 |
| Blake Burkhalter..... | 5/5 |
| Brooks Fuller.....    | 6/4 |
| Peyton Glavine.....   | 4/2 |
| Joseph Gonzalez.....  | 4/2 |
| Cam Hill.....         | 4/3 |
| Hayden Mullins.....   | 6/4 |
| Carson Skipper.....   | 5/4 |
| Carson Swilling.....  | 4/2 |
| Seb Thomas.....       | 6/3 |

**RELIEF ERA**

|                       |       |
|-----------------------|-------|
| Trace Bright.....     | 0.00  |
| Blake Burkhalter..... | 0.00  |
| Carson Skipper.....   | 0.00  |
| Carson Swilling.....  | 0.00  |
| Hayden Mullins.....   | 0.82  |
| Peyton Glavine.....   | 2.00  |
| Joseph Gonzalez.....  | 4.50  |
| Seb Thomas.....       | 4.50  |
| Mason Barnett.....    | 6.75  |
| Brooks Fuller.....    | 13.50 |
| Cam Hill.....         | 30.00 |

**BP SCORELESS IP (current/long)**

|                       |      |      |
|-----------------------|------|------|
| Mason Barnett.....    | 0.1  | 7.2  |
| Blake Burkhalter..... | 9.2  | 9.2  |
| Richard Fitts.....    | --   | 11.1 |
| Brooks Fuller.....    | 0.2  | 5.1  |
| Peyton Glavine.....   | 3.2  | 5.1  |
| Joseph Gonzalez.....  | 0.1  | 3.1  |
| Cody Greenhill.....   | 14.0 | 14.0 |
| Cam Hill.....         | --   | 1.1  |
| Hayden Mullins.....   | 1.2  | 11.1 |
| Jack Owen.....        | 1.2  | 7.1  |
| Carson Skipper.....   | 5.2  | 9.0  |
| Carson Swilling.....  | 4.2  | 4.2  |
| Seb Thomas.....       | 0.1  | 10.1 |
| Garrett Wade.....     | 7.1  | 7.1  |

2021 Auburn Baseball  
Team Game-by-Game for Auburn (as of Mar 14, 2021)  
Pitching (All games)

| Date   | Opponent      | ip    | h   | r  | er | bb | so  | 2b | 3b | hr | wp | bk | hbp | dp | ibb | score  | w-l  | sv | era  |
|--------|---------------|-------|-----|----|----|----|-----|----|----|----|----|----|-----|----|-----|--------|------|----|------|
| Feb 19 | PRESBYTERIAN  | 9.0   | 7   | 3  | 2  | 1  | 12  | 1  | 0  | 1  | 1  | 0  | 0   | 0  | 0   | 14-3   | 1-0  | 0  | 2.00 |
| Feb 20 | PRESBYTERIAN  | 9.0   | 8   | 1  | 1  | 4  | 11  | 0  | 0  | 1  | 0  | 0  | 0   | 1  | 0   | 6-1    | 2-0  | 0  | 1.50 |
| Feb 21 | PRESBYTERIAN  | 10.0  | 7   | 1  | 1  | 3  | 10  | 1  | 0  | 0  | 0  | 0  | 1   | 1  | 0   | 2-1    | 3-0  | 0  | 1.29 |
| Feb 23 | ALABAMA A&M   | 7.0   | 3   | 2  | 1  | 0  | 10  | 1  | 0  | 0  | 0  | 0  | 0   | 1  | 0   | 18-2   | 4-0  | 0  | 1.29 |
| Feb 24 | ALABAMA A&M   | 9.0   | 3   | 0  | 0  | 3  | 13  | 1  | 0  | 0  | 0  | 0  | 1   | 2  | 0   | 33-0   | 5-0  | 0  | 1.02 |
| Feb 26 | vs OU         | 9.2   | 12  | 4  | 4  | 9  | 7   | 0  | 0  | 0  | 1  | 0  | 1   | 2  | 1   | 3-4    | 5-1  | 0  | 1.51 |
| Feb 27 | vs Baylor     | 9.0   | 15  | 12 | 11 | 3  | 6   | 0  | 0  | 2  | 3  | 0  | 1   | 3  | 0   | 6-12   | 5-2  | 0  | 2.87 |
| Feb 28 | vs Texas A&M  | 9.0   | 4   | 1  | 1  | 4  | 4   | 1  | 0  | 0  | 1  | 0  | 0   | 1  | 0   | 6-1    | 6-2  | 0  | 2.64 |
| Mar 05 | BOSTON COLLEG | 9.0   | 9   | 8  | 7  | 3  | 9   | 3  | 0  | 4  | 0  | 0  | 2   | 1  | 0   | 2-8    | 6-3  | 0  | 3.12 |
| Mar 06 | BOSTON COLLEG | 9.0   | 3   | 1  | 0  | 4  | 8   | 1  | 0  | 0  | 0  | 0  | 0   | 1  | 0   | 16-1   | 7-3  | 0  | 2.81 |
| Mar 07 | BOSTON COLLEG | 10.0  | 12  | 11 | 11 | 4  | 8   | 2  | 0  | 2  | 0  | 0  | 1   | 0  | 0   | 9-11   | 7-4  | 0  | 3.52 |
| Mar 09 | at UAB        | 9.0   | 4   | 5  | 4  | 2  | 15  | 1  | 0  | 0  | 3  | 0  | 0   | 0  | 0   | 6-5    | 8-4  | 0  | 3.56 |
| Mar 12 | LITTLE ROCK   | 9.0   | 3   | 0  | 0  | 1  | 11  | 2  | 0  | 0  | 0  | 1  | 0   | 0  | 0   | 7-0    | 9-4  | 0  | 3.29 |
| Mar 13 | LITTLE ROCK   | 9.0   | 4   | 0  | 0  | 2  | 13  | 0  | 0  | 0  | 0  | 0  | 1   | 2  | 0   | 6-0    | 10-4 | 0  | 3.06 |
| Mar 14 | LITTLE ROCK   | 9.0   | 15  | 12 | 12 | 1  | 8   | 1  | 1  | 2  | 0  | 1  | 1   | 1  | 0   | 6-12   | 10-5 | 0  | 3.65 |
| Totals |               | 135.2 | 109 | 61 | 55 | 44 | 145 | 15 | 1  | 12 | 9  | 2  | 9   | 16 | 1   | 140-61 | 10-5 | 0  | 3.65 |

### AUBURN STARTING PITCHER BREAKDOWN

| Starter      | GS | Quality Starts | Run Support | RS/Start | Auburn Record |
|--------------|----|----------------|-------------|----------|---------------|
| T. Bright    | 4  | 1              | 30          | 7.5      | 2-2           |
| R. Fitts     | 3  | 0              | 2           | 0.7      | 1-2           |
| M. Barnett   | 3  | 1              | 20          | 6.7      | 3-0           |
| C. Greenhill | 3  | 0              | 16          | 5.3      | 2-1           |
| J. Gonzalez  | 1  | 0              | 2           | 2.0      | 1-0           |
| J. Sokol     | 1  | 0              | 19          | 19.0     | 1-0           |

| Auburn Overall Rankings |       |      | Auburn SEC-Only Rankings |      |     |
|-------------------------|-------|------|--------------------------|------|-----|
| Category                | Rank  | No.  | Category                 | Rank | No. |
| ERA                     | 12th  | 3.65 | ERA                      | --   | --  |
| Opp BA                  | 11th  | .221 | Opp BA                   | --   | --  |
| Hits Allowed            | 8th   | 109  | Hits Allowed             | --   | --  |
| Walks                   | T-3rd | 44   | Walks                    | --   | --  |
| Strikeouts              | 12th  | 145  | Strikeouts               | --   | --  |

### AUBURN PITCHING BREAKDOWN

|           | W-L  | ERA  | IP    | H   | R  | ER | BB | K   | HR | AVG  | W-L   | ERA | IP   | H    | R  | ER | BB | K  | HR  | AVG |      |
|-----------|------|------|-------|-----|----|----|----|-----|----|------|-------|-----|------|------|----|----|----|----|-----|-----|------|
| STARTERS  | 7-3  | 2.95 | 73.1  | 48  | 28 | 24 | 19 | 69  | 9  | .189 | HOME  | 8-3 | 3.18 | 99.0 | 74 | 39 | 35 | 26 | 113 | 10  | .208 |
| RELIEVERS | 3-2  | 4.48 | 62.1  | 61  | 33 | 31 | 25 | 76  | 3  | .254 | ROAD  | 1-0 | 4.00 | 9.0  | 4  | 5  | 4  | 2  | 15  | 0   | .121 |
| TOTALS    | 10-5 | 3.65 | 135.2 | 109 | 61 | 55 | 44 | 145 | 12 | .221 | NEUT. | 1-2 | 5.20 | 27.2 | 31 | 17 | 16 | 16 | 17  | 2   | .295 |

**HITTING NOTES**

**2021 MULTI-HIT GAMES**

|                  | 2 | 3 | 4 | 5+ | Total |
|------------------|---|---|---|----|-------|
| Ryan Bliss       | 6 | 1 | - | -  | 7     |
| Tyler Miller     | 2 | 4 | 1 | -  | 7     |
| Josh Hall        | 4 | 1 | - | -  | 5     |
| Bryson Ware      | 3 | 2 | - | -  | 5     |
| Cam Hill         | 3 | 1 | - | -  | 4     |
| Brody Moore      | 1 | 2 | 1 | -  | 4     |
| Rankin Woley     | 3 | 1 | - | -  | 4     |
| Kason Howell     | 3 | - | - | -  | 3     |
| Steven Williams  | 3 | - | - | -  | 3     |
| Garrett Farquhar | 1 | 1 | - | -  | 2     |
| Judd Ward        | 1 | - | 1 | -  | 2     |
| Brayton Brown    | 1 | - | - | -  | 1     |
| Cole Foster      | 1 | - | - | -  | 1     |
| Nate LaRue       | 1 | - | - | -  | 1     |

**CAREER MULTI-HIT GAMES**

|                  | 2  | 3 | 4 | 5+ | Total |
|------------------|----|---|---|----|-------|
| Ryan Bliss       | 30 | 7 | 1 | -  | 38    |
| Steven Williams  | 26 | 8 | 4 | -  | 38    |
| Judd Ward        | 21 | 8 | 3 | -  | 32    |
| Rankin Woley     | 24 | 7 | 1 | -  | 32    |
| Kason Howell     | 19 | 3 | - | -  | 22    |
| Brody Moore      | 7  | 4 | 1 | -  | 12    |
| Tyler Miller     | 2  | 4 | 1 | -  | 7     |
| Garrett Farquhar | 4  | 1 | - | -  | 5     |
| Josh Hall        | 4  | 1 | - | -  | 5     |
| Bryson Ware      | 3  | 2 | - | -  | 5     |
| Cam Hill         | 3  | 1 | - | -  | 4     |
| Brayton Brown    | 1  | - | - | -  | 1     |
| Johnny Ceccoli   | 1  | - | - | -  | 1     |
| Cole Foster      | 1  | - | - | -  | 1     |
| Nate LaRue       | 1  | - | - | -  | 1     |
| J.S. Shenker     | 1  | - | - | -  | 1     |

**2021 MULTI-RBI GAMES**

|                 | 2 | 3 | 4 | 5+ | Total |
|-----------------|---|---|---|----|-------|
| Cam Hill        | 1 | 3 | 1 | -  | 5     |
| Tyler Miller    | 1 | 2 | 1 | 1  | 5     |
| Brody Moore     | 3 | - | - | 1  | 4     |
| Steven Williams | 3 | - | 1 | -  | 4     |
| Judd Ward       | 3 | - | - | -  | 3     |
| Bryson Ware     | 1 | - | 2 | -  | 3     |
| Ryan Bliss      | 2 | - | - | -  | 2     |
| Kason Howell    | 1 | 1 | - | -  | 2     |
| Brayton Brown   | 1 | - | - | -  | 1     |
| Josh Hall       | - | 1 | - | -  | 1     |
| Nate LaRue      | 1 | - | - | -  | 1     |
| Bobby Peirce    | 1 | - | - | -  | 1     |
| Rankin Woley    | - | - | 1 | -  | 1     |

**CAREER MULTI-RBI GAMES**

|                  | 2  | 3 | 4 | 5+ | Total |
|------------------|----|---|---|----|-------|
| Steven Williams  | 17 | 9 | 3 | 2  | 31    |
| Rankin Woley     | 13 | 5 | 3 | -  | 21    |
| Ryan Bliss       | 11 | 2 | 4 | -  | 17    |
| Judd Ward        | 11 | 3 | 1 | 1  | 16    |
| Brody Moore      | 6  | - | - | 1  | 7     |
| Tyler Miller     | 2  | 2 | 1 | 1  | 6     |
| Cam Hill         | 1  | 3 | 1 | -  | 5     |
| Kason Howell     | 2  | 3 | - | -  | 5     |
| Bryson Ware      | 1  | - | 2 | -  | 3     |
| Johnny Ceccoli   | 2  | - | - | -  | 2     |
| Garrett Farquhar | 1  | - | 1 | -  | 2     |
| J.S. Shenker     | 2  | - | - | -  | 2     |
| Brayton Brown    | 1  | - | - | -  | 1     |
| Josh Hall        | -  | 1 | - | -  | 1     |
| Nate LaRue       | 1  | - | - | -  | 1     |
| Bobby Peirce     | 1  | - | - | -  | 1     |

**CAREER STARTS**

|                  | Career | Consec. |
|------------------|--------|---------|
| Steven Williams  | 155    | 8       |
| Judd Ward        | 113    | -       |
| Ryan Bliss       | 97     | 10      |
| Rankin Woley     | 95     | 10      |
| Kason Howell     | 87     | 11      |
| Brody Moore      | 32     | 13      |
| Tyler Miller     | 23     | 13      |
| Bryson Ware      | 14     | -       |
| Garrett Farquhar | 12     | -       |
| Brayton Brown    | 9      | 1       |
| Josh Hall        | 8      | -       |
| Cam Hill         | 7      | 3       |
| Nate LaRue       | 7      | 1       |
| J.S. Shenker     | 7      | -       |
| Ryan Dyal        | 4      | -       |
| Johnny Ceccoli   | 2      | -       |
| Cole Foster      | 1      | -       |

**TEAM NOTES**

| Auburn Overall SEC Rankings |       |     | Auburn SEC-Only Rankings |      |     |
|-----------------------------|-------|-----|--------------------------|------|-----|
| Category                    | Rank  | No. | Category                 | Rank | No. |
| Avg.                        | 2nd   | 322 | Avg.                     | --   | --  |
| Hits                        | 4th   | 173 | Hits                     | --   | --  |
| 2B                          | 4th   | 33  | 2B                       | --   | --  |
| HR                          | T-7th | 21  | HR                       | --   | --  |
| BB                          | 9th   | 84  | BB                       | --   | --  |

**2021 AUBURN HOME RUNS**

| No. | Player (#)          | Opponent (Date)      | On | Outs | Inn. | Pitcher      |
|-----|---------------------|----------------------|----|------|------|--------------|
| 1   | Judd Ward (1)       | Presbyterian (2/19)  | 1  | 2    | 2    | Miles (R)    |
| 2   | Rankin Woley (1)    | Presbyterian (2/19)  | 2  | 2    | 7    | Rorabeck (R) |
| 3   | Bryson Ware (1)     | Presbyterian (2/20)  | 0  | 2    | 1    | McDaniel (L) |
| 4   | Nate LaRue (1)      | Presbyterian (2/20)  | 0  | 0    | 7    | Flood (R)    |
| 5   | Ryan Bliss (1)      | Presbyterian (2/20)  | 0  | 2    | 7    | Flood (R)    |
| 6   | Judd Ward (2)       | Alabama A&M (2/23)   | 0  | 0    | 1    | Febus (R)    |
| 7   | Bryson Ware (2)     | Alabama A&M (2/23)   | 1  | 0    | 1    | Febus (R)    |
| 8   | Brayton Brown (1)   | Alabama A&M (2/23)   | 0  | 0    | 5    | Torres (R)   |
| 9   | Tyler Miller (1)    | Alabama A&M (2/24)   | 1  | 2    | 4    | Baker (R)    |
| 10  | Ryan Bliss (2)      | Oklahoma (2/26)      | 0  | 1    | 3    | Olds (R)     |
| 11  | Steven Williams (1) | Oklahoma (2/26)      | 0  | 2    | 3    | Olds (R)     |
| 12  | Tyler Miller (2)    | Baylor (2/27)        | 0  | 0    | 8    | Miller (R)   |
| 13  | Cam Hill (1)        | Boston College (3/6) | 3  | 2    | 1    | Sheehan (R)  |
| 14  | Steven Williams (2) | Boston College (3/6) | 1  | 1    | 4    | Mancini (R)  |
| 15  | Tyler Miller (3)    | Boston College (3/6) | 2  | 2    | 5    | West (R)     |
| 16  | Rankin Woley (2)    | Boston College (3/6) | 0  | 2    | 7    | Lombardi (R) |
| 17  | Cam Hill (2)        | Boston College (3/7) | 1  | 1    | 2    | Vetrano (L)  |
| 18  | Ryan Bliss (3)      | Little Rock (3/12)   | 0  | 1    | 1    | Funk (R)     |
| 19  | Tyler Miller (4)    | Little Rock (3/12)   | 2  | 2    | 5    | Funk (R)     |
| 20  | Steven Williams (2) | Little Rock (3/14)   | 0  | 1    | 3    | DeCooman (L) |
| 21  | Brody Moore (1)     | Little Rock (3/14)   | 1  | 1    | 9    | Barkley (R)  |

**AUBURN CAREER HOME RUN BREAKDOWN**

|          | 1R | 2R | 3R | GS | Career | Home | Road | Last    |
|----------|----|----|----|----|--------|------|------|---------|
| Bliss    | 7  | -- | 1  | -- | 8      | 5    | 3    | 3/12/21 |
| Brown    | 2  | -- | -- | -- | 2      | 2    | --   | 2/23/21 |
| Ceccoli  | 1  | -- | -- | -- | 1      | 1    | --   | 2/19/20 |
| Hill     | -- | 1  | -- | 1  | 2      | 2    | --   | 3/7/21  |
| LaRue    | 1  | -- | -- | -- | 1      | 1    | --   | 2/20/21 |
| Miller   | 1  | 1  | 2  | -- | 4      | 3    | 1    | 3/12/21 |
| Moore    | -- | 1  | -- | -- | 1      | 1    | --   | 3/14/21 |
| Ward     | 4  | 2  | 3  | 0  | 9      | 6    | 3    | 2/23/21 |
| Ware     | 1  | 1  | -- | -- | 2      | 2    | --   | 2/23/21 |
| Williams | 9  | 8  | 8  | 1  | 26     | 14   | 12   | 3/14/21 |
| Woley    | 4  | 1  | 2  | -- | 7      | 4    | 3    | 3/6/21  |

**HITTING STREAKS**

|                  | Current | '21 | Career |
|------------------|---------|-----|--------|
| Ryan Bliss       | 3       | 4   | 10     |
| Brayton Brown    | -       | 2   | 3      |
| Johnny Ceccoli   | -       | -   | 2      |
| Ryan Dyal        | -       | 2   | 2      |
| Garrett Farquhar | -       | 1   | 3      |
| Cole Foster      | -       | 2   | 2      |
| Josh Hall        | 3       | 4   | 4      |
| Cam Hill         | -       | 4   | 4      |
| Kason Howell     | -       | 5   | 6      |
| Nate LaRue       | 1       | 2   | 2      |
| Tyler Miller     | 3       | 5   | 5      |
| Brody Moore      | 2       | 4   | 8      |
| Bobby Peirce     | -       | 1   | 1      |
| J.S. Shenker     | -       | 1   | 4      |
| Judd Ward        | -       | 4   | 7      |
| Bryson Ware      | -       | 6   | 6      |
| Steven Williams  | 1       | 4   | 6      |
| Rankin Woley     | 8       | 8   | 10     |

**REACHED BASE STREAKS**

|                  | Current | '21 | Career |
|------------------|---------|-----|--------|
| Ryan Bliss       | 23      | 13  | 23     |
| Brayton Brown    | -       | 4   | 4      |
| Johnny Ceccoli   | -       | 3   | 3      |
| Ryan Dyal        | -       | 6   | 6      |
| Garrett Farquhar | 1       | 2   | 4      |
| Cole Foster      | -       | 2   | 2      |
| Josh Hall        | 5       | 5   | 5      |
| Cam Hill         | -       | 8   | 8      |
| Kason Howell     | 3       | 5   | 17     |
| Nate LaRue       | 1       | 2   | 2      |
| Tyler Miller     | 3       | 5   | 6      |
| Brody Moore      | 2       | 7   | 10     |
| Bobby Peirce     | -       | 1   | 1      |
| J.S. Shenker     | -       | 3   | 11     |
| Judd Ward        | 1       | 5   | 18     |
| Bryson Ware      | 1       | 6   | 6      |
| Steven Williams  | 1       | 13  | 25     |
| Rankin Woley     | 8       | 8   | 17     |

**BUNT HITS**

| Player       | No.      |
|--------------|----------|
| Josh Hall    | 2        |
| Judd Ward    | 2        |
| Kason Howell | 1        |
| Brody Moore  | 1        |
| <b>TOTAL</b> | <b>6</b> |

**SAC BUNTS**

| Player           | No.      |
|------------------|----------|
| Ryan Bliss       | 1        |
| Brayton Brown    | 1        |
| Garrett Farquhar | 1        |
| Kason Howell     | 1        |
| <b>TOTAL</b>     | <b>4</b> |

**SAC FLIES**

| Player          | No.       |
|-----------------|-----------|
| Tyler Miller    | 2         |
| Judd Ward       | 2         |
| Josh Hall       | 1         |
| Cam Hill        | 1         |
| Brody Moore     | 1         |
| Bryson Ware     | 1         |
| Steven Williams | 1         |
| Rankin Woley    | 1         |
| <b>TOTAL</b>    | <b>10</b> |

**OUTFIELD ASSISTS**

| Player       | No.      |
|--------------|----------|
| Kason Howell | 2        |
| Josh Hall    | 1        |
| Judd Ward    | 1        |
| <b>TOTAL</b> | <b>4</b> |

**PINCH HITS**

| Player       | No.      |
|--------------|----------|
| Josh Hall    | 1        |
| Cam Hill     | 1        |
| Bobby Peirce | 1        |
| <b>TOTAL</b> | <b>3</b> |



**AUBURN 2021 GAME-BY-GAME STARTING LINEUPS**

| DATE | OPP                | 1        | 2     | 3        | 4        | 5        | 6        | 7       | 8      | 9        | SP        |
|------|--------------------|----------|-------|----------|----------|----------|----------|---------|--------|----------|-----------|
| 2/19 | Presbyterian       | Ward     | Bliss | Ware     | Woley    | Miller   | Williams | Howell  | Hall   | Moore    | Greenhill |
| 2/20 | Presbyterian       | Ward     | Bliss | Ware     | Woley    | Williams | Howell   | Shenker | LaRue  | Farquhar | Fitts     |
| 2/21 | Presbyterian       | Ward     | Bliss | Ware     | Woley    | Miller   | Williams | Howell  | Hall   | Moore    | Barnett   |
| 2/23 | Alabama A&M        | Ward     | Hall  | Ware     | Williams | Moore    | Hill     | Miller  | LaRue  | Foster   | Bright    |
| 2/24 | Alabama A&M        | Ward     | Hall  | Ware     | Williams | Moore    | Miller   | Howell  | Dyal   | Farquhar | Sokol     |
| 2/26 | vs. Oklahoma       | Ward     | Bliss | Ware     | Williams | Woley    | Miller   | Howell  | Hill   | Moore    | Greenhill |
| 2/27 | vs. Baylor         | Ward     | Bliss | Ware     | Woley    | Miller   | Howell   | Peirce  | LaRue  | Moore    | Fitts     |
| 2/28 | vs. Texas A&M      | Williams | Bliss | Moore    | Woley    | Ware     | Miller   | Howell  | Dyal   | Brown    | Bright    |
| 3/5  | Boston College     | Williams | Bliss | Miller   | Woley    | Ware     | Hall     | Howell  | Dyal   | Moore    | Fitts     |
| 3/6  | Boston College     | Howell   | Bliss | Williams | Woley    | Miller   | Ware     | Hill    | Moore  | Hall     | Barnett   |
| 3/7  | Boston College     | Howell   | Bliss | Williams | Woley    | Miller   | Ware     | Hill    | Moore  | Hall     | Bright    |
| 3/9  | at UAB             | Ward     | Bliss | Williams | Woley    | Miller   | Ware     | Moore   | Dyal   | Howell   | Gonzalez  |
| 3/12 | Little Rock        | Ward     | Bliss | Williams | Woley    | Miller   | Ware     | Hill    | Moore  | Howell   | Greenhill |
| 3/13 | Little Rock        | Hall     | Bliss | Williams | Woley    | Miller   | Ware     | Hill    | Moore  | Howell   | Barnett   |
| 3/14 | Little Rock        | Bliss    | Moore | Williams | Woley    | Miller   | Brown    | Hill    | Howell | LaRue    | Bright    |
| 3/16 | Lipscomb           |          |       |          |          |          |          |         |        |          |           |
| 3/19 | at Ole Miss*       |          |       |          |          |          |          |         |        |          |           |
| 3/20 | at Ole Miss*       |          |       |          |          |          |          |         |        |          |           |
| 3/21 | at Ole Miss*       |          |       |          |          |          |          |         |        |          |           |
| 3/23 | vs. South Alabama  |          |       |          |          |          |          |         |        |          |           |
| 3/26 | Kentucky*          |          |       |          |          |          |          |         |        |          |           |
| 3/27 | Kentucky*          |          |       |          |          |          |          |         |        |          |           |
| 3/28 | Kentucky*          |          |       |          |          |          |          |         |        |          |           |
| 4/1  | at Arkansas*       |          |       |          |          |          |          |         |        |          |           |
| 4/2  | at Arkansas*       |          |       |          |          |          |          |         |        |          |           |
| 4/3  | at Arkansas*       |          |       |          |          |          |          |         |        |          |           |
| 4/6  | Kennesaw State     |          |       |          |          |          |          |         |        |          |           |
| 4/9  | Mississippi State* |          |       |          |          |          |          |         |        |          |           |
| 4/10 | Mississippi State* |          |       |          |          |          |          |         |        |          |           |
| 4/11 | Mississippi State* |          |       |          |          |          |          |         |        |          |           |
| 4/13 | at Georgia Tech    |          |       |          |          |          |          |         |        |          |           |
| 4/16 | at Alabama*        |          |       |          |          |          |          |         |        |          |           |
| 4/17 | at Alabama*        |          |       |          |          |          |          |         |        |          |           |
| 4/18 | at Alabama*        |          |       |          |          |          |          |         |        |          |           |
| 4/20 | Samford            |          |       |          |          |          |          |         |        |          |           |
| 4/21 | Jacksonville State |          |       |          |          |          |          |         |        |          |           |
| 4/23 | Florida*           |          |       |          |          |          |          |         |        |          |           |
| 4/24 | Florida*           |          |       |          |          |          |          |         |        |          |           |
| 4/25 | Florida*           |          |       |          |          |          |          |         |        |          |           |
| 4/30 | at Georgia*        |          |       |          |          |          |          |         |        |          |           |
| 5/1  | at Georgia*        |          |       |          |          |          |          |         |        |          |           |
| 5/2  | at Georgia*        |          |       |          |          |          |          |         |        |          |           |
| 5/4  | UAB                |          |       |          |          |          |          |         |        |          |           |
| 5/7  | LSU*               |          |       |          |          |          |          |         |        |          |           |
| 5/8  | LSU*               |          |       |          |          |          |          |         |        |          |           |
| 5/9  | LSU*               |          |       |          |          |          |          |         |        |          |           |
| 5/11 | at Samford         |          |       |          |          |          |          |         |        |          |           |
| 5/14 | Texas A&M*         |          |       |          |          |          |          |         |        |          |           |
| 5/15 | Texas A&M*         |          |       |          |          |          |          |         |        |          |           |
| 5/16 | Texas A&M*         |          |       |          |          |          |          |         |        |          |           |
| 5/18 | North Alabama      |          |       |          |          |          |          |         |        |          |           |
| 5/20 | at Missouri*       |          |       |          |          |          |          |         |        |          |           |
| 5/21 | at Missouri*       |          |       |          |          |          |          |         |        |          |           |
| 5/22 | at Missouri*       |          |       |          |          |          |          |         |        |          |           |

\* - SEC Game

**AUBURN 2021 GAME-BY-GAME STARTERS**

| DATE | OPP                | SP        | C        | 1B      | 2B       | 3B     | SS     | LF       | CF     | RF       | DH       |
|------|--------------------|-----------|----------|---------|----------|--------|--------|----------|--------|----------|----------|
| 2/19 | Presbyterian       | Greenhill | Williams | Miller  | Moore    | Woley  | Bliss  | Ward     | Howell | Hall     | Ware     |
| 2/20 | Presbyterian       | Fitts     | LaRue    | Shenker | Farquhar | Woley  | Bliss  | Ward     | Howell | Ware     | Williams |
| 2/21 | Presbyterian       | Barnett   | Williams | Miller  | Moore    | Woley  | Bliss  | Ward     | Howell | Hall     | Ware     |
| 2/23 | Alabama A&M        | Bright    | LaRue    | Ware    | Moore    | Miller | Foster | Ward     | Hall   | Williams | Hill     |
| 2/24 | Alabama A&M        | Sokol     | Dyal     | Ware    | Farquhar | Miller | Moore  | Ward     | Howell | Hall     | Williams |
| 2/26 | vs. Oklahoma       | Greenhill | Williams | Miller  | Moore    | Woley  | Bliss  | Ward     | Howell | Ware     | Hill     |
| 2/27 | vs. Baylor         | Fitts     | LaRue    | Miller  | Moore    | Woley  | Bliss  | Ward     | Howell | Ware     | Peirce   |
| 2/28 | vs. Texas A&M      | Bright    | Dyal     | Miller  | Moore    | Woley  | Bliss  | Williams | Howell | Ware     | Brown    |
| 3/5  | Boston College     | Fitts     | Dyal     | Miller  | Moore    | Woley  | Bliss  | Williams | Howell | Hall     | Ware     |
| 3/6  | Boston College     | Barnett   | Williams | Miller  | Moore    | Woley  | Bliss  | Hall     | Howell | Ware     | Hill     |
| 3/7  | Boston College     | Bright    | Williams | Miller  | Moore    | Woley  | Bliss  | Hall     | Howell | Ware     | Hill     |
| 3/9  | at UAB             | Gonzalez  | Dyal     | Miller  | Moore    | Woley  | Bliss  | Williams | Howell | Ware     | Ward     |
| 3/12 | Little Rock        | Greenhill | Williams | Miller  | Moore    | Woley  | Bliss  | Ward     | Howell | Ware     | Hill     |
| 3/13 | Little Rock        | Barnett   | Williams | Miller  | Moore    | Woley  | Bliss  | Hall     | Howell | Ware     | Hill     |
| 3/14 | Little Rock        | Bright    | LaRue    | Miller  | Moore    | Woley  | Bliss  | Brown    | Howell | Williams | Hill     |
| 3/16 | Lipscomb           |           |          |         |          |        |        |          |        |          |          |
| 3/19 | at Ole Miss*       |           |          |         |          |        |        |          |        |          |          |
| 3/20 | at Ole Miss*       |           |          |         |          |        |        |          |        |          |          |
| 3/21 | at Ole Miss*       |           |          |         |          |        |        |          |        |          |          |
| 3/23 | vs. South Alabama  |           |          |         |          |        |        |          |        |          |          |
| 3/26 | Kentucky*          |           |          |         |          |        |        |          |        |          |          |
| 3/27 | Kentucky*          |           |          |         |          |        |        |          |        |          |          |
| 3/28 | Kentucky*          |           |          |         |          |        |        |          |        |          |          |
| 4/1  | at Arkansas*       |           |          |         |          |        |        |          |        |          |          |
| 4/2  | at Arkansas*       |           |          |         |          |        |        |          |        |          |          |
| 4/3  | at Arkansas*       |           |          |         |          |        |        |          |        |          |          |
| 4/6  | Kennesaw State     |           |          |         |          |        |        |          |        |          |          |
| 4/9  | Mississippi State* |           |          |         |          |        |        |          |        |          |          |
| 4/10 | Mississippi State* |           |          |         |          |        |        |          |        |          |          |
| 4/11 | Mississippi State* |           |          |         |          |        |        |          |        |          |          |
| 4/13 | at Georgia Tech    |           |          |         |          |        |        |          |        |          |          |
| 4/16 | at Alabama*        |           |          |         |          |        |        |          |        |          |          |
| 4/17 | at Alabama*        |           |          |         |          |        |        |          |        |          |          |
| 4/18 | at Alabama*        |           |          |         |          |        |        |          |        |          |          |
| 4/20 | Samford            |           |          |         |          |        |        |          |        |          |          |
| 4/21 | Jacksonville State |           |          |         |          |        |        |          |        |          |          |
| 4/23 | Florida*           |           |          |         |          |        |        |          |        |          |          |
| 4/24 | Florida*           |           |          |         |          |        |        |          |        |          |          |
| 4/25 | Florida*           |           |          |         |          |        |        |          |        |          |          |
| 4/30 | at Georgia*        |           |          |         |          |        |        |          |        |          |          |
| 5/1  | at Georgia*        |           |          |         |          |        |        |          |        |          |          |
| 5/2  | at Georgia*        |           |          |         |          |        |        |          |        |          |          |
| 5/4  | UAB                |           |          |         |          |        |        |          |        |          |          |
| 5/7  | LSU*               |           |          |         |          |        |        |          |        |          |          |
| 5/8  | LSU*               |           |          |         |          |        |        |          |        |          |          |
| 5/9  | LSU*               |           |          |         |          |        |        |          |        |          |          |
| 5/11 | at Samford         |           |          |         |          |        |        |          |        |          |          |
| 5/14 | Texas A&M*         |           |          |         |          |        |        |          |        |          |          |
| 5/15 | Texas A&M*         |           |          |         |          |        |        |          |        |          |          |
| 5/16 | Texas A&M*         |           |          |         |          |        |        |          |        |          |          |
| 5/18 | North Alabama      |           |          |         |          |        |        |          |        |          |          |
| 5/20 | at Missouri*       |           |          |         |          |        |        |          |        |          |          |
| 5/21 | at Missouri*       |           |          |         |          |        |        |          |        |          |          |
| 5/22 | at Missouri*       |           |          |         |          |        |        |          |        |          |          |

\* - SEC Game

**OVERALL STATS**



**2021 Auburn Baseball  
Overall Statistics for Auburn (as of Mar 14, 2021)  
(All games Sorted by Batting avg)**



Record: 10-5 Home: 8-3 Away: 1-0 Neutral: 1-2 SEC: 0-0

| Player               | avg  | gp-gs | ab  | r   | h   | 2b | 3b | hr | rbi | tb  | slg% | bb | hp | so  | gdp | ob%  | sf | sh | sb-att | po  | a   | e  | fld%  |  |
|----------------------|------|-------|-----|-----|-----|----|----|----|-----|-----|------|----|----|-----|-----|------|----|----|--------|-----|-----|----|-------|--|
| 2 Hall, Josh         | .464 | 11-8  | 28  | 8   | 13  | 2  | 2  | 0  | 6   | 19  | .679 | 3  | 0  | 4   | 0   | .500 | 1  | 0  | 4-5    | 19  | 1   | 1  | .952  |  |
| 10 Miller, Tyler     | .436 | 14-14 | 55  | 15  | 24  | 2  | 1  | 4  | 22  | 40  | .727 | 3  | 0  | 6   | 2   | .450 | 2  | 0  | 2-2    | 91  | 6   | 1  | .990  |  |
| 16 Hill, Cam         | .400 | 9-7   | 30  | 5   | 12  | 1  | 1  | 2  | 16  | 21  | .700 | 5  | 0  | 5   | 0   | .472 | 1  | 0  | 0-0    | 0   | 0   | 0  | .000  |  |
| 9 Bliss, Ryan        | .353 | 13-13 | 51  | 12  | 18  | 3  | 0  | 3  | 9   | 30  | .588 | 6  | 0  | 4   | 2   | .421 | 0  | 1  | 3-4    | 16  | 32  | 3  | .941  |  |
| 19 Moore, Brody      | .333 | 14-14 | 54  | 14  | 18  | 3  | 0  | 1  | 17  | 24  | .444 | 6  | 0  | 4   | 2   | .393 | 1  | 0  | 0-2    | 18  | 27  | 0  | 1.000 |  |
| 8 Ware, Bryson       | .321 | 14-14 | 53  | 18  | 17  | 4  | 1  | 2  | 14  | 29  | .547 | 9  | 2  | 17  | 1   | .431 | 1  | 0  | 3-4    | 29  | 1   | 0  | 1.000 |  |
| 4 Woley, Rankin      | .308 | 13-13 | 52  | 14  | 16  | 5  | 0  | 2  | 7   | 27  | .519 | 5  | 3  | 12  | 0   | .393 | 1  | 0  | 1-1    | 9   | 25  | 4  | .895  |  |
| 1 Ward, Judd         | .281 | 9-9   | 32  | 10  | 9   | 1  | 0  | 2  | 6   | 16  | .500 | 5  | 0  | 3   | 0   | .359 | 2  | 0  | 0-0    | 7   | 1   | 0  | 1.000 |  |
| 41 Williams, Steven  | .264 | 15-14 | 53  | 14  | 14  | 4  | 0  | 3  | 15  | 27  | .509 | 12 | 1  | 7   | 2   | .403 | 1  | 0  | 0-0    | 67  | 9   | 0  | 1.000 |  |
| 5 Howell, Kason      | .240 | 15-14 | 50  | 7   | 12  | 2  | 0  | 0  | 9   | 14  | .280 | 11 | 2  | 9   | 0   | .397 | 0  | 1  | 5-6    | 37  | 2   | 0  | 1.000 |  |
| -----                |      |       |     |     |     |    |    |    |     |     |      |    |    |     |     |      |    |    |        |     |     |    |       |  |
| 7 Foster, Cole       | .500 | 5-1   | 6   | 4   | 3   | 1  | 0  | 0  | 1   | 4   | .667 | 2  | 1  | 1   | 0   | .667 | 0  | 0  | 0-0    | 3   | 5   | 1  | .889  |  |
| 47 Farquhar, Garrett | .417 | 8-2   | 12  | 5   | 5   | 2  | 0  | 0  | 1   | 7   | .583 | 2  | 1  | 3   | 0   | .533 | 0  | 1  | 1-1    | 6   | 5   | 1  | .917  |  |
| 28 LaRue, Nate       | .308 | 7-4   | 13  | 3   | 4   | 1  | 0  | 1  | 2   | 8   | .615 | 2  | 0  | 1   | 1   | .400 | 0  | 0  | 0-0    | 42  | 3   | 0  | 1.000 |  |
| 3 Brown, Brayton     | .231 | 9-2   | 13  | 4   | 3   | 1  | 0  | 1  | 3   | 7   | .538 | 3  | 0  | 6   | 0   | .375 | 0  | 1  | 0-0    | 4   | 0   | 0  | 1.000 |  |
| 6 Peirce, Bobby      | .167 | 6-1   | 12  | 3   | 2   | 1  | 0  | 0  | 3   | 3   | .250 | 1  | 1  | 5   | 1   | .286 | 0  | 0  | 0-0    | 1   | 0   | 0  | 1.000 |  |
| 17 Dyal, Ryan        | .133 | 7-4   | 15  | 2   | 2   | 0  | 0  | 0  | 0   | 2   | .133 | 7  | 0  | 4   | 0   | .409 | 0  | 0  | 1-1    | 43  | 2   | 0  | 1.000 |  |
| 34 Shenker, John Sam | .125 | 6-1   | 8   | 2   | 1   | 0  | 0  | 0  | 1   | 1   | .125 | 2  | 1  | 5   | 0   | .364 | 0  | 0  | 0-0    | 11  | 0   | 0  | 1.000 |  |
| Totals               | .322 | 15    | 537 | 140 | 173 | 33 | 5  | 21 | 132 | 279 | .520 | 84 | 12 | 96  | 11  | .418 | 10 | 4  | 20-26  | 407 | 133 | 12 | .978  |  |
| Opponents            | .221 | 15    | 494 | 61  | 109 | 15 | 1  | 12 | 54  | 162 | .328 | 44 | 9  | 145 | 13  | .295 | 3  | 1  | 3-9    | 385 | 121 | 21 | .960  |  |

LOB - Team (123), Opp (83). DPs turned - Team (16), Opp (12). CI - Team (0), Opp (1). IBB - Team (2), Hill, C. 1, Williams, S. 1, Opp (1). Picked off - Hall, J. 1.

**(All games Sorted by Earned run avg)**

| Player               | era   | w-l  | app | gs | cg | sho | sv | ip    | h   | r   | er  | bb | so  | 2b | 3b | hr | b/avg | wp | hp | bk | sfa | sha |  |  |
|----------------------|-------|------|-----|----|----|-----|----|-------|-----|-----|-----|----|-----|----|----|----|-------|----|----|----|-----|-----|--|--|
| 18 Barnett, Mason    | 0.51  | 2-0  | 4   | 3  | 0  | 0/1 | 0  | 17.2  | 9   | 2   | 1   | 8  | 17  | 1  | 0  | 0  | .158  | 0  | 2  | 0  | 1   | 0   |  |  |
| 26 Mullins, Hayden   | 0.82  | 2-0  | 6   | 0  | 0  | 0/1 | 0  | 11.0  | 8   | 2   | 1   | 3  | 19  | 0  | 0  | 0  | .190  | 1  | 0  | 0  | 0   | 0   |  |  |
| 20 Greenhill, Cody   | 1.88  | 2-0  | 3   | 3  | 0  | 0/1 | 0  | 14.1  | 9   | 4   | 3   | 5  | 14  | 3  | 0  | 1  | .180  | 2  | 1  | 1  | 0   | 0   |  |  |
| 21 Bright, Trace     | 3.54  | 2-1  | 5   | 4  | 0  | 0/0 | 0  | 20.1  | 15  | 9   | 8   | 3  | 18  | 2  | 0  | 2  | .205  | 0  | 1  | 0  | 0   | 0   |  |  |
| 43 Fitts, Richard    | 7.53  | 0-2  | 3   | 3  | 0  | 0/0 | 0  | 14.1  | 17  | 13  | 12  | 3  | 10  | 2  | 0  | 6  | .298  | 1  | 0  | 0  | 0   | 0   |  |  |
| -----                |       |      |     |    |    |     |    |       |     |     |     |    |     |    |    |    |       |    |    |    |     |     |  |  |
| 40 Burkhalter, Blake | 0.00  | 0-0  | 5   | 0  | 0  | 0/2 | 0  | 7.1   | 4   | 0   | 0   | 4  | 10  | 0  | 0  | 0  | .154  | 0  | 1  | 0  | 0   | 0   |  |  |
| 29 Skipper, Carson   | 0.00  | 0-0  | 5   | 0  | 0  | 0/1 | 0  | 5.2   | 3   | 0   | 0   | 1  | 6   | 0  | 0  | 0  | .150  | 0  | 0  | 0  | 0   | 0   |  |  |
| 32 Swilling, Carson  | 0.00  | 0-0  | 4   | 0  | 0  | 0/1 | 0  | 4.2   | 1   | 0   | 0   | 1  | 5   | 1  | 0  | 0  | .063  | 0  | 0  | 0  | 0   | 0   |  |  |
| 36 Sokol, Jack       | 0.00  | 1-0  | 1   | 1  | 0  | 0/1 | 0  | 4.0   | 1   | 0   | 0   | 3  | 6   | 1  | 0  | 0  | .091  | 0  | 0  | 0  | 0   | 0   |  |  |
| 23 Glavine, Peyton   | 2.00  | 0-1  | 4   | 0  | 0  | 0/1 | 0  | 9.0   | 5   | 2   | 2   | 1  | 8   | 0  | 0  | 1  | .167  | 0  | 0  | 0  | 0   | 0   |  |  |
| 45 Gonzalez, Joseph  | 3.00  | 0-0  | 5   | 1  | 0  | 0/1 | 0  | 9.0   | 9   | 3   | 3   | 0  | 10  | 2  | 0  | 0  | .257  | 0  | 0  | 1  | 0   | 0   |  |  |
| 27 Thomas, Seb       | 4.50  | 0-1  | 6   | 0  | 0  | 0/1 | 0  | 8.0   | 7   | 4   | 4   | 3  | 9   | 2  | 0  | 1  | .269  | 0  | 1  | 0  | 0   | 1   |  |  |
| 14 Fuller, Brooks    | 13.50 | 0-0  | 6   | 0  | 0  | 0/0 | 0  | 7.1   | 13  | 12  | 11  | 7  | 9   | 0  | 0  | 1  | .371  | 4  | 2  | 0  | 1   | 0   |  |  |
| 16 Hill, Cam         | 30.00 | 1-0  | 4   | 0  | 0  | 0/0 | 0  | 3.0   | 8   | 10  | 10  | 2  | 4   | 1  | 1  | 0  | .500  | 1  | 1  | 0  | 1   | 0   |  |  |
| Totals               | 3.65  | 10-5 | 15  | 15 | 0  | 3/3 | 0  | 135.2 | 109 | 61  | 55  | 44 | 145 | 15 | 1  | 12 | .221  | 9  | 9  | 2  | 3   | 1   |  |  |
| Opponents            | 8.28  | 5-10 | 15  | 15 | 0  | 0/0 | 1  | 128.1 | 173 | 140 | 118 | 84 | 96  | 33 | 5  | 21 | .322  | 17 | 12 | 2  | 10  | 4   |  |  |

PB - Team (2), LaRue, N. 1, Williams, S. 1, Opp (1). Pickoffs - Team (2), LaRue, N. 1, Gonzalez, J. 1, Opp (1). SBA/ATT - Dyal, R. (3-4), Williams, S. (0-3), Barnett, M. (0-3), Fitts, R. (1-2), Mullins, H. (2-2), Bright, T. (0-1), Sokol, J. (0-1), LaRue, N. (0-1).

**GAMES SUMMARY**



**2021 Auburn Baseball  
Games Summary for Auburn (as of Mar 14, 2021)  
(All games)**



| Score by innings | 1  | 2  | 3  | 4  | 5  | 6  | 7  | 8  | 9  | EX | Total |
|------------------|----|----|----|----|----|----|----|----|----|----|-------|
| Auburn           | 21 | 12 | 11 | 29 | 15 | 14 | 18 | 13 | 6  | 1  | 140   |
| Opponents        | 3  | 4  | 3  | 3  | 16 | 9  | 4  | 2  | 14 | 3  | 61    |

**Record when ...**

|                      |      |                      |      |
|----------------------|------|----------------------|------|
| Overall              | 10-5 | After 6 leading      | 9-2  |
| Conference           | 0-0  | ..... trailing       | 1-3  |
| Non-Conference       | 10-5 | ..... tied           | 0-0  |
| Home games           | 8-3  | After 7 leading      | 7-2  |
| Away games           | 1-0  | ..... trailing       | 1-3  |
| Neutral site         | 1-2  | ..... tied           | 1-0  |
| Day games            | 9-5  | After 8 leading      | 8-2  |
| Night games          | 1-0  | ..... trailing       | 0-3  |
| vs Left starter      | 3-3  | ..... tied           | 1-0  |
| vs Right starter     | 7-2  |                      |      |
| 1-Run games          | 2-1  | Hit 0 home runs      | 4-1  |
| 2-Run games          | 0-1  | ... 1 home run       | 1-2  |
| 5+Run games          | 8-3  | ... 2+ home runs     | 5-2  |
| Extra innings        | 1-2  |                      |      |
| Shutouts             | 3-0  | Opponent 0 home runs | 8-1  |
|                      |      | ..... 1 home run     | 2-0  |
| Scoring 0-2 runs     | 1-1  | ..... 2+ HRs         | 0-4  |
| ..... 3-5 runs       | 0-1  |                      |      |
| ..... 6-9 runs       | 5-3  | Made 0 errors        | 5-0  |
| ..... 10+ runs       | 4-0  | .... 1 error         | 3-5  |
|                      |      | .... 2+ errors       | 2-0  |
| Opponent 0-2 runs    | 8-0  |                      |      |
| ..... 3-5 runs       | 2-1  | Opp. made 0 errors   | 1-2  |
| ..... 6-9 runs       | 0-1  | ..... 1 error        | 5-2  |
| ..... 10+ runs       | 0-3  | ..... 2+ errors      | 4-1  |
| Scored in 1st inning | 4-2  | Out-hit opponent     | 10-1 |
| Opp. scored in 1st   | 1-1  | Out-hit by opponent  | 0-4  |
| Scores first         | 9-2  | Hits are tied        | 0-0  |
| Opp. scores first    | 1-3  |                      |      |

**Record when team scores:**

|      |     |     |     |     |     |     |     |     |     |     |     |
|------|-----|-----|-----|-----|-----|-----|-----|-----|-----|-----|-----|
| Runs | 0   | 1   | 2   | 3   | 4   | 5   | 6   | 7   | 8   | 9   | 10+ |
| W-L  | 0-0 | 0-0 | 1-1 | 0-1 | 0-0 | 0-0 | 4-2 | 1-0 | 0-0 | 0-1 | 4-0 |

**Record when opponent scores:**

|      |     |     |     |     |     |     |     |     |     |     |     |
|------|-----|-----|-----|-----|-----|-----|-----|-----|-----|-----|-----|
| Runs | 0   | 1   | 2   | 3   | 4   | 5   | 6   | 7   | 8   | 9   | 10+ |
| W-L  | 3-0 | 4-0 | 1-0 | 1-0 | 0-1 | 1-0 | 0-0 | 0-0 | 0-1 | 0-0 | 0-3 |

**Record when leading after:**

|      |     |     |     |     |     |     |     |     |
|------|-----|-----|-----|-----|-----|-----|-----|-----|
| Inn. | 1   | 2   | 3   | 4   | 5   | 6   | 7   | 8   |
| W-L  | 4-2 | 7-3 | 8-3 | 9-3 | 8-2 | 9-2 | 7-2 | 8-2 |

**Record when trailing after:**

|      |     |     |     |     |     |     |     |     |
|------|-----|-----|-----|-----|-----|-----|-----|-----|
| Inn. | 1   | 2   | 3   | 4   | 5   | 6   | 7   | 8   |
| W-L  | 0-1 | 0-2 | 0-2 | 0-2 | 0-3 | 1-3 | 1-3 | 0-3 |

**Record when tied after:**

|      |     |     |     |     |     |     |     |     |
|------|-----|-----|-----|-----|-----|-----|-----|-----|
| Inn. | 1   | 2   | 3   | 4   | 5   | 6   | 7   | 8   |
| W-L  | 6-2 | 3-0 | 2-0 | 1-0 | 2-0 | 0-0 | 1-0 | 1-0 |

Current losing streak: 1  
 Longest winning streak: 5  
 Longest losing streak: 2

Home attendance : 9350 ( 11 dates avg = 850 )  
 Away attendance : 1954 ( 4 dates avg = 488 )  
 Total attendance: 11304 ( 15 dates avg = 753 )



# TV/RADIO ROSTER




1 JUDD WARD



2 JOSH HALL



3 BRAYTON BROWN



4 RANKIN WOLEY



5 KASON HOWELL



6 BOBBY PEIRCE



7 COLE FOSTER



8 BRYSON WARE



9 RYAN BLISS



10 TYLER MILLER



11 KADE SNELL



12 CARTER FREDERICK



13 BEN SCHORR




14 BROOKS FULLER



16 CAM HILL



17 RYAN DYAL



18 MASON BARNETT



19 BRODY MOORE



20 CODY GREENHILL



21 TRACE BRIGHT



22 GARRETT WADE




23 PEYTON GLAVINE



24 PEYTON SYBRANDT



25 JOHNNY CECCOLI



26 HAYDEN MULLINS



27 SEB THOMAS



28 NATE LARUE



29 CARSON SKIPPER



32 CARSON SWILLING



33 WILL MORRISON



34 JOHN SAMUEL SHENKER



36 JACK SOKOL



40 BLAKE BURKHALTER




41 STEVEN WILLIAMS



43 RICHARD FITTS



44 JACK OWEN



45 JOSEPH GONZALEZ



47 GARRETT FARQUHAR



30 BUTCH THOMPSON



35 KARL NONEMAKER



39 GABE GROSS



15 TIM HUDSON