



2021-22 AUBURN MEN'S BASKETBALL

SCHEDULE/RESULTS

Overall: 20-1 • Home: 11-0 • Away: 6-0 • Neutral: 3-1
SEC: 8-0 • Home: 4-0 • Away: 4-0

DATE	OPPONENT	TIME (CT)/RESULT
Nov. 5	SOUTHERN INDIANA (EXH.)	W, 68-54
Nov. 9	MOREHEAD STATE (SEC Network+)	W, 77-54
Nov. 12	ULM (SEC Network+)	W, 93-65
Nov. 19	at USF (ESPN+)	W, 58-52
Nov. 24	! vs. #22/21 UConn (ESPN)	L, 109-115 (2OT)
Nov. 25	! vs. Loyola Chicago (ESPN2)	W, 62-53
Nov. 26	! vs. Syracuse (ESPN2)	W, 89-68
Dec. 1	UCF (SEC Network+)	W, 85-68
Dec. 4	YALE (ESPN)	W, 86-64
Dec. 11	% Nebraska (ESPN2)	W, 99-68
Dec. 14	NORTH ALABAMA (SEC Network)	W, 70-44
Dec. 18	at Saint Louis (CBS Sports Network)	W, 74-70
Dec. 22	MURRAY STATE (SEC Network)	W, 71-58
Dec. 29	* #16/16 LSU (ESPN2)	W, 70-55
Jan. 4	* at South Carolina (SEC Network)	W, 81-66
Jan. 8	* FLORIDA (ESPN2)	W, 85-73
Jan. 11	* at #24/25 Alabama (ESPN)	W, 81-77
Jan. 15	* at Ole Miss (SEC Network)	W, 80-71
Jan. 19	* GEORGIA (ESPN)	W, 83-60
Jan. 22	* #12/12 KENTUCKY (CBS)	W, 80-71
Jan. 25	* at Missouri (SEC Network)	W, 55-54
Jan. 29	\$ OKLAHOMA (ESPN)	W, 86-68
Feb. 1	* ALABAMA (ESPN)	8 p.m.
Feb. 5	* at Georgia (SEC Network)	12 p.m.
Feb. 8	* at Arkansas (ESPN/2)	6 p.m.
Feb. 12	* TEXAS A&M (SEC Network)	2:30 p.m.
Feb. 16	* VANDERBILT (SEC Network)	8 p.m.
Feb. 19	* at Florida (ESPN/2)	1/3 p.m.
Feb. 23	* OLE MISS (SEC Network)	7:30 p.m.
Feb. 26	* at Tennessee (ESPN/2)	11 a.m./3 p.m.
Mar. 2	* at Mississippi State (SEC Network)	8 p.m.
Mar. 5	* SOUTH CAROLINA (SEC Network)	12 p.m.
Mar. 9-13	* at SEC Tournament	TBA

! - Battle 4 Atlantis (Paradise Island, Bahamas)
% - Holiday Hoopsgiving (Atlanta, Ga.)
\$ - Big 12/SEC Challenge
* - Southeastern Conference Game

GAME 22 NOTES



#1/T1 Auburn Tigers (20-1, 8-0 SEC)

Head Coach: Bruce Pearl, 27th Season (606-238), 8th Season at Auburn (144-93)

VS



Alabama Crimson Tide (14-7, 4-4 SEC)

Head Coach: Nate Oats, 7th season (153-72), 3rd at Alabama (56-29)

Date/Time _____ Feb. 1, 2022, 1 p.m. (CT)
 Site/Venue _____ Auburn, Ala. / Auburn Arena (9,121)
 TV _____ ESPN
 Play by Play _____ Karl Ravech
 Analyst _____ Jay Bilas
 Reporter _____ Marty Smith
 Auburn Radio
 PxP _____ Andy Burcham
 Analyst _____ Sonny Smith

Series History

Overall	Alabama Leads, 99-62
at Auburn, Ala.	AU, 32-28
at Tuscaloosa, Ala.	ALA, 51-10
Neutral Site	AU, 22-20
Last Meeting	W, 81-77
Jan. 11, 2022 in Tuscaloosa, Ala.	
Streak	Auburn, W1

» Auburn moved up to No. 1 in The Associated Press Top 25 Poll for the first time in program history on Jan. 24. Auburn is one of only eight SEC schools (Alabama, Arkansas, Florida, Kentucky, Missouri, South Carolina and Tennessee) all-time to ever achieve a No. 1 national ranking.

» Head Coach Bruce Pearl (Southern Indiana [Division II] in 1997, Tennessee in 2008 and Auburn in 2022) is one of only three known head coaches to ever lead a school to a No. 1 national ranking next to Frank McGuire (St. John's, North Carolina, South Carolina) and John Calipari (UMass, Memphis, Kentucky). He is the first to lead two SEC schools to the program's first-ever No. 1 national ranking.

» Auburn has won 17-consecutive games, the longest active win streak in the nation and tied for second longest in school history. AU also boasts the most victories in the country (20) and is the only undefeated P5 school in conference play (8-0).

» The Tigers 20-1 overall record is the tied for the second best-start in program history behind 25-1 in 1998-99. The 1927-28 squad also started 20-1.

» The Tigers were a perfect 8-0 in January, marking their first undefeated January since 1959 (7-0).

» Over the last 5 games, sophomore Walker Kessler is the averaging a team-best 17.6 points, 8.8 rebounds and 4.2 blocks (.712, 38-of-53)

» Kessler and freshman phenom Jabari Smith have combined to present an offensive and defensive challenge to opponents this season. The two have combined to average 26.9 points and 14.5 rebounds while blocking 108 shots (more than 327 D1 programs total on season) and connecting on 50 3's.

» Sophomore K.D. Johnson, the Tigers' No. 2 scorer at 13.3 ppg has seven consecutive double-digit games (15.6 ppg) entering Alabama game game.

PROBABLE AUBURN STARTERS (BASED ON LAST GAME)

Pos.	No.	Name	Ht.	Wt.	Cl.	Hometown (Last School)	PPG	RPG	APG	Blk	Stl	FG%	FT%
G	0	K.D. Johnson	6-0	204	So.	Atlanta, Ga. (Georgia)	13.3	2.5	1.3	0.0	2.1	.416	.697
G	12	Zep Jasper	6-0	185	Sr.	Augusta, Ga. (College of Charleston)	5.2	1.3	2.5	0.0	0.7	.356	.800
G	22	Allen Flanigan	6-6	220	Jr.	Little Rock, Ark. (Parkview Magnet HS)	6.7	3.7	1.7	0.0	0.7	.415	.667
F	10	Jabari Smith	6-10	220	Fr.	Fayetteville, Ga. (Sandy Creek HS)	15.6	6.8	1.9	1.1	1.3	.438	.813
F/C	13	Walker Kessler	7-1	255	So.	Newnan, Ga. (North Carolina)	11.3	7.7	0.9	4.0	1.0	.627	.667
G	1	Wendell Green Jr.	5-11	175	So.	Detroit, Mich. (Eastern Kentucky)	12.1	3.7	5.0	0.0	1.6	.382	.850
F	2	Jaylin Williams	6-8	230	Jr.	Nahunta, Ga. (Brantley County HS)	6.6	2.6	0.9	0.7	0.4	.495	.773
G	35	Devan Cambridge	6-6	210	Jr.	Nashville, Tenn. (Hillcrest Prep [Ariz.])	6.1	3.5	0.8	0.3	0.6	.430	.682
F	5	Chris Moore	6-6	230	So.	West Memphis, Ark. (West Memphis HS)	2.5	1.9	0.3	0.3	0.4	.455	.667
G	24	Lior Berman	6-4	215	Jr.	Birmingham, Ala. (Mountain Brook HS)	2.7	0.9	0.3	0.1	0.3	.421	.000
C	44	Dylan Cardwell	6-11	256	So.	Augusta, Ga. (McEachern HS)	2.7	3.1	0.6	1.5	0.6	.667	.250

PROBABLE OKLAHOMA STARTERS (BASED ON LAST GAME)

Pos.	No.	Name	Ht.	Wt.	Cl.	Hometown (Last School)	PPG	RPG	APG	Blk	Stl	FG%	FT%
F	33	James Rojas	6-8	220	Sr.	Jamestown, N.Y. (Hutchinson CC)	4.4	3.2	0.4	0.0	1.2	.316	.727
C	10	Charles Bediako	7-0	225	Fr.	Brampton, Ontario (Oak Hill Academy)	6.3	4.1	0.7	1.5	0.8	.646	.591
F	5	Jaden Shackleford	6-3	200	Jr.	Hesperia, Calif. (Hesperia HS)	17.2	5.9	1.5	0.2	1.0	.408	.760
G	13	Jahvon Quinerly	6-1	175	Jr.	Hackensack, N.J. (Villanova)	14.6	3.4	4.3	0.1	0.9	.415	.722
G	14	Keon Ellis	6-6	175	Sr.	Eustis, Fla. (Florida Southwestern State)	12.1	6.1	1/9	0.6	2.0	.439	.875
F	4	Juwan Gary	6-6	218	So.	Columbia, S.C. (West Charlotte HS)	8.6	4.2	0.3	0.6	0.8	.563	.657
G	3	JD Davidson	6-3	195	Fr.	Lethbridge, Ala. (Calhoun HS)	8.6	4.4	4.1	0.4	0.8	.492	.702
F	0	Noah Gurley	6-8	215	Gr.	Fayetteville, Ga. (Furman)	7.2	3.7	0.5	0.8	0.4	.517	.583
F	2	Darius Miles	6-6	185	So.	Washington, D.C. (Theodore Roosevelt HS)	6.8	3.6	0.7	0.7	0.6	.413	.714

TV/RADIO CHART

(probable starters in orange)

	0	K.D. JOHNSON	<table border="1"> <thead> <tr> <th></th> <th>GP-GS</th> <th>PPG</th> <th>RPG</th> <th>APG</th> <th>FG%</th> <th>FT%</th> </tr> </thead> <tbody> <tr> <td>2021-22</td> <td>21-18</td> <td>13.2</td> <td>2.5</td> <td>1.3</td> <td>.416</td> <td>.697</td> </tr> <tr> <td>Career</td> <td>37-18</td> <td>13.4</td> <td>2.6</td> <td>1.3</td> <td>.419</td> <td>.658</td> </tr> </tbody> </table>		GP-GS	PPG	RPG	APG	FG%	FT%	2021-22	21-18	13.2	2.5	1.3	.416	.697	Career	37-18	13.4	2.6	1.3	.419	.658	<p>SO » G » 6-0 » 204 » Atlanta, Ga. » Georgia</p> <ul style="list-style-type: none"> • 15.6 ppg in last 7 games, connecting on 16-of-38 (.421) from 3 • Seven consecutive double digit scoring games • Scored go-ahead bucket and AU's last 5 points in 55-54 win at Mizzou 	<p>Career-Highs</p> <p>Pts _____ 27 Reb _____ 8 Ast _____ 4 Stl _____ 5 (2x) Min _____ 37</p>
	GP-GS	PPG	RPG	APG	FG%	FT%																				
2021-22	21-18	13.2	2.5	1.3	.416	.697																				
Career	37-18	13.4	2.6	1.3	.419	.658																				
	1	WENDELL GREEN JR.	<table border="1"> <thead> <tr> <th></th> <th>GP-GS</th> <th>PPG</th> <th>RPG</th> <th>APG</th> <th>FG%</th> <th>FT%</th> </tr> </thead> <tbody> <tr> <td>2021-22</td> <td>21-3</td> <td>12.1</td> <td>3.7</td> <td>5.0</td> <td>.382</td> <td>.850</td> </tr> <tr> <td>Career</td> <td>50-28</td> <td>14.2</td> <td>3.5</td> <td>5.0</td> <td>.391</td> <td>.796</td> </tr> </tbody> </table>		GP-GS	PPG	RPG	APG	FG%	FT%	2021-22	21-3	12.1	3.7	5.0	.382	.850	Career	50-28	14.2	3.5	5.0	.391	.796	<p>SO » G » 5-11 » 175 » Detroit, Mich. » Eastern Kentucky</p> <ul style="list-style-type: none"> • 2020-21 CollegeInsider.com Kyle Macy Freshman All-America Team, ASUN First Team & ASUN All-Newcomer Team • Leads Auburn in SEC play with 14.0 ppg and 5.5 apg • 6.2 apg over last 5 games 	<p>Career-Highs</p> <p>Pts _____ 30 Reb _____ 10 Ast _____ 15 Stl _____ 6 Min _____ 39</p>
	GP-GS	PPG	RPG	APG	FG%	FT%																				
2021-22	21-3	12.1	3.7	5.0	.382	.850																				
Career	50-28	14.2	3.5	5.0	.391	.796																				
	2	JAYLIN WILLIAMS	<table border="1"> <thead> <tr> <th></th> <th>GP-GS</th> <th>PPG</th> <th>RPG</th> <th>BPG</th> <th>FG%</th> <th>FT%</th> </tr> </thead> <tbody> <tr> <td>2021-22</td> <td>20-0</td> <td>6.6</td> <td>2.6</td> <td>0.7</td> <td>.495</td> <td>.773</td> </tr> <tr> <td>Career</td> <td>61-27</td> <td>7.5</td> <td>3.3</td> <td>0.9</td> <td>.513</td> <td>.689</td> </tr> </tbody> </table>		GP-GS	PPG	RPG	BPG	FG%	FT%	2021-22	20-0	6.6	2.6	0.7	.495	.773	Career	61-27	7.5	3.3	0.9	.513	.689	<p>JR » F » 6-8 » 230 » Nahunta, Ga. » Brantley County HS</p> <ul style="list-style-type: none"> • Started all 27 games last year and was one of team's go-to options offensively • Has reached double figures five times this season including a season-high 14 points vs. Florida off the bench • Team's sixth-leading scorer (6.6 ppg) 	<p>Career-Highs</p> <p>Pts _____ 24 Reb _____ 11 Ast _____ 8 Blk _____ 5 Min _____ 37</p>
	GP-GS	PPG	RPG	BPG	FG%	FT%																				
2021-22	20-0	6.6	2.6	0.7	.495	.773																				
Career	61-27	7.5	3.3	0.9	.513	.689																				
	5	CHRIS MOORE	<table border="1"> <thead> <tr> <th></th> <th>GP-GS</th> <th>PPG</th> <th>RPG</th> <th>APG</th> <th>FG%</th> <th>FT%</th> </tr> </thead> <tbody> <tr> <td>2021-22</td> <td>16-0</td> <td>2.5</td> <td>1.9</td> <td>0.3</td> <td>.455</td> <td>.667</td> </tr> <tr> <td>Career</td> <td>41-0</td> <td>2.7</td> <td>2.0</td> <td>0.4</td> <td>.519</td> <td>.618</td> </tr> </tbody> </table>		GP-GS	PPG	RPG	APG	FG%	FT%	2021-22	16-0	2.5	1.9	0.3	.455	.667	Career	41-0	2.7	2.0	0.4	.519	.618	<p>SO » F » 6-6 » 230 » West Memphis, Ark. » West Memphis HS</p> <ul style="list-style-type: none"> • Recorded a career-high 16 points off the bench against ULM on Nov. 12 • Turned in five points, six rebounds and career-best two blocks vs. Yale • Great finisher around the rim 	<p>Career-Highs</p> <p>Pts _____ 16 Reb _____ 6 Ast _____ 2 (3x) Blk _____ 2 Min _____ 21</p>
	GP-GS	PPG	RPG	APG	FG%	FT%																				
2021-22	16-0	2.5	1.9	0.3	.455	.667																				
Career	41-0	2.7	2.0	0.4	.519	.618																				
	10	JABARI SMITH	<table border="1"> <thead> <tr> <th></th> <th>GP-GS</th> <th>PPG</th> <th>RPG</th> <th>APG</th> <th>FG%</th> <th>FT%</th> </tr> </thead> <tbody> <tr> <td>2021-22</td> <td>21-21</td> <td>15.6</td> <td>6.8</td> <td>2.0</td> <td>.438</td> <td>.813</td> </tr> <tr> <td>Career</td> <td>21-21</td> <td>15.6</td> <td>6.8</td> <td>2.0</td> <td>.438</td> <td>.813</td> </tr> </tbody> </table>		GP-GS	PPG	RPG	APG	FG%	FT%	2021-22	21-21	15.6	6.8	2.0	.438	.813	Career	21-21	15.6	6.8	2.0	.438	.813	<p>FR » F » 6-10 » 220 » Fayetteville, Ga. » Sandy Creek HS</p> <ul style="list-style-type: none"> • John R. Wooden Award Midseason Top 25 List • Projected NBA Lottery Pick • Hit a 3 in 16 consecutive games • 3-time SEC Freshman of the Week • 23 points, career-high 12 boards vs. Oklahoma • Made 14 of last 15 FT 	<p>Career-Highs</p> <p>Pts _____ 25 Reb _____ 12 Ast _____ 4 (4x) Blk _____ 4 Min _____ 39</p>
	GP-GS	PPG	RPG	APG	FG%	FT%																				
2021-22	21-21	15.6	6.8	2.0	.438	.813																				
Career	21-21	15.6	6.8	2.0	.438	.813																				
	12	ZEP JASPER	<table border="1"> <thead> <tr> <th></th> <th>GP-GS</th> <th>PPG</th> <th>RPG</th> <th>APG</th> <th>FG%</th> <th>FT%</th> </tr> </thead> <tbody> <tr> <td>2021-22</td> <td>21-21</td> <td>5.2</td> <td>1.3</td> <td>2.5</td> <td>.356</td> <td>.800</td> </tr> <tr> <td>Career</td> <td>104-84</td> <td>7.9</td> <td>2.1</td> <td>1.9</td> <td>.407</td> <td>.841</td> </tr> </tbody> </table>		GP-GS	PPG	RPG	APG	FG%	FT%	2021-22	21-21	5.2	1.3	2.5	.356	.800	Career	104-84	7.9	2.1	1.9	.407	.841	<p>SR » G » 6-0 » 185 » Augusta, Ga. » Col. of Charleston</p> <ul style="list-style-type: none"> • 2020-21 All-CAA Second Team and CAA All-Defensive Team selection averaging 15.6 ppg • Nickname "Honey Badger" for his on-ball defense • Has played in 104 career games scoring 819 points • 3.1 ast/TO ratio 	<p>Career-Highs</p> <p>Pts _____ 38 Reb _____ 7 (2x) Ast _____ 6 (3x) Stl _____ 5 Min _____ 42</p>
	GP-GS	PPG	RPG	APG	FG%	FT%																				
2021-22	21-21	5.2	1.3	2.5	.356	.800																				
Career	104-84	7.9	2.1	1.9	.407	.841																				
	13	WALKER KESSLER	<table border="1"> <thead> <tr> <th></th> <th>GP-GS</th> <th>PPG</th> <th>RPG</th> <th>BPG</th> <th>FG%</th> <th>FT%</th> </tr> </thead> <tbody> <tr> <td>2021-22</td> <td>21-21</td> <td>11.3</td> <td>7.7</td> <td>4.1</td> <td>.627</td> <td>.667</td> </tr> <tr> <td>Career</td> <td>50-21</td> <td>7.3</td> <td>5.1</td> <td>2.2</td> <td>.610</td> <td>.605</td> </tr> </tbody> </table>		GP-GS	PPG	RPG	BPG	FG%	FT%	2021-22	21-21	11.3	7.7	4.1	.627	.667	Career	50-21	7.3	5.1	2.2	.610	.605	<p>SO » F/C » 7-1 » 255 » Newnan, Ga. » North Carolina</p> <ul style="list-style-type: none"> • Auburn's first-ever USBWA & ESPN National Player of the Week (Jan. 3) • Last 5 games: team-best 17.6 ppg, 8.8 rpg, 4.2 bpg while shooting .717 pct (38-of-53) • No. 2 nationally in blocks (85) and blocks per game (4.1) 	<p>Career-Highs</p> <p>Pts _____ 21 Reb _____ 14 Ast _____ 3 Blk _____ 11 Min _____ 32</p>
	GP-GS	PPG	RPG	BPG	FG%	FT%																				
2021-22	21-21	11.3	7.7	4.1	.627	.667																				
Career	50-21	7.3	5.1	2.2	.610	.605																				
	14	PRESTON COOK	<table border="1"> <thead> <tr> <th></th> <th>GP-GS</th> <th>PPG</th> <th>RPG</th> <th>BPG</th> <th>FG%</th> <th>FT%</th> </tr> </thead> <tbody> <tr> <td>2021-22</td> <td>11-0</td> <td>1.1</td> <td>0.3</td> <td>0.0</td> <td>.800</td> <td>.500</td> </tr> <tr> <td>Career</td> <td>30-0</td> <td>0.7</td> <td>0.4</td> <td>0.0</td> <td>.471</td> <td>.500</td> </tr> </tbody> </table>		GP-GS	PPG	RPG	BPG	FG%	FT%	2021-22	11-0	1.1	0.3	0.0	.800	.500	Career	30-0	0.7	0.4	0.0	.471	.500	<p>SR » G » 6-4 » 200 » Auburn, Ala. » Auburn HS</p> <ul style="list-style-type: none"> • Local product, who appeared in 9 games off the bench last season • Earned a scholarship spot on this year's roster • Registered a career-high four points against UCF on Dec. 1 	<p>Career-Highs</p> <p>Pts _____ 4 Reb _____ 2 Ast _____ 2 Stl _____ 1 (3x) Min _____ 3 (2x)</p>
	GP-GS	PPG	RPG	BPG	FG%	FT%																				
2021-22	11-0	1.1	0.3	0.0	.800	.500																				
Career	30-0	0.7	0.4	0.0	.471	.500																				
	22	ALLEN FLANIGAN	<table border="1"> <thead> <tr> <th></th> <th>GP-GS</th> <th>PPG</th> <th>RPG</th> <th>APG</th> <th>FG%</th> <th>FT%</th> </tr> </thead> <tbody> <tr> <td>2021-22</td> <td>9-7</td> <td>6.7</td> <td>3.7</td> <td>1.2</td> <td>.415</td> <td>.667</td> </tr> <tr> <td>Career</td> <td>67-37</td> <td>8.1</td> <td>4.0</td> <td>1.6</td> <td>.436</td> <td>.700</td> </tr> </tbody> </table>		GP-GS	PPG	RPG	APG	FG%	FT%	2021-22	9-7	6.7	3.7	1.2	.415	.667	Career	67-37	8.1	4.0	1.6	.436	.700	<p>JR » G » 6-6 » 220 » Little Rock, Ark. » Parkview Magnet HS</p> <ul style="list-style-type: none"> • 2021-22 Preseason All-SEC First Team selection • Returned to the lineup vs. Murray St. after missing first 11 games due to surgery to his right Achilles • 9 games this season with 7 starts • Season high 4 assists vs. Oklahoma 	<p>Career-Highs</p> <p>Pts _____ 24 Reb _____ 10 Ast _____ 6 (2x) Blk _____ 1 (10x) Min _____ 37</p>
	GP-GS	PPG	RPG	APG	FG%	FT%																				
2021-22	9-7	6.7	3.7	1.2	.415	.667																				
Career	67-37	8.1	4.0	1.6	.436	.700																				
	23	"STRETCH" AKINGBOLA	<table border="1"> <thead> <tr> <th></th> <th>GP-GS</th> <th>PPG</th> <th>RPG</th> <th>BPG</th> <th>FG%</th> <th>FT%</th> </tr> </thead> <tbody> <tr> <td>2021-22</td> <td>5-0</td> <td>0.4</td> <td>1.0</td> <td>0.6</td> <td>.167</td> <td>.000</td> </tr> <tr> <td>Career</td> <td>45-0</td> <td>1.2</td> <td>1.7</td> <td>0.7</td> <td>.426</td> <td>.348</td> </tr> </tbody> </table>		GP-GS	PPG	RPG	BPG	FG%	FT%	2021-22	5-0	0.4	1.0	0.6	.167	.000	Career	45-0	1.2	1.7	0.7	.426	.348	<p>JR » C » 6-10 » 245 » Ogun, Nigeria » McEachern HS</p> <ul style="list-style-type: none"> • Selected to participate in the SEC Basketball Leadership Council in September. • Averaged 1.9 points, 2.6 rebounds, 0.9 blocks per game last season. • Registered his first points of the season versus Nebraska on Dec. 11 	<p>Career-Highs</p> <p>Pts _____ 7 Reb _____ 8 Ast _____ 2 Stl _____ 2 (2x) Min _____ 26</p>
	GP-GS	PPG	RPG	BPG	FG%	FT%																				
2021-22	5-0	0.4	1.0	0.6	.167	.000																				
Career	45-0	1.2	1.7	0.7	.426	.348																				
	24	LIOR BERMAN	<table border="1"> <thead> <tr> <th></th> <th>GP-GS</th> <th>PPG</th> <th>RPG</th> <th>APG</th> <th>FG%</th> <th>FT%</th> </tr> </thead> <tbody> <tr> <td>2021-22</td> <td>15-0</td> <td>2.7</td> <td>0.9</td> <td>0.3</td> <td>.421</td> <td>.000</td> </tr> <tr> <td>Career</td> <td>28-0</td> <td>1.9</td> <td>0.6</td> <td>0.2</td> <td>.392</td> <td>.500</td> </tr> </tbody> </table>		GP-GS	PPG	RPG	APG	FG%	FT%	2021-22	15-0	2.7	0.9	0.3	.421	.000	Career	28-0	1.9	0.6	0.2	.392	.500	<p>JR » G » 6-4 » 215 » Birmingham, Ala. » Mountain Brook HS</p> <ul style="list-style-type: none"> • Hit a key 3-pointer in a 74-70 come-from-behind road victory at SLU • Came off the bench and registered a career-high 8 points in 19 minutes of action versus Nebraska on Dec. 11 	<p>Career-Highs</p> <p>Pts _____ 8 Reb _____ 4 Ast _____ 1 (5x) Stl _____ 1 (4x) Min _____ 19</p>
	GP-GS	PPG	RPG	APG	FG%	FT%																				
2021-22	15-0	2.7	0.9	0.3	.421	.000																				
Career	28-0	1.9	0.6	0.2	.392	.500																				
	25	CHANDLER LEOPARD	<table border="1"> <thead> <tr> <th></th> <th>GP-GS</th> <th>PPG</th> <th>RPG</th> <th>APG</th> <th>FG%</th> <th>FT%</th> </tr> </thead> <tbody> <tr> <td>2021-22</td> <td>7-0</td> <td>0.4</td> <td>0.1</td> <td>0.0</td> <td>.250</td> <td>.000</td> </tr> <tr> <td>Career</td> <td>10-0</td> <td>0.6</td> <td>0.2</td> <td>0.0</td> <td>.333</td> <td>.000</td> </tr> </tbody> </table>		GP-GS	PPG	RPG	APG	FG%	FT%	2021-22	7-0	0.4	0.1	0.0	.250	.000	Career	10-0	0.6	0.2	0.0	.333	.000	<p>RS-JR » G » 6-3 » 195 » Athens, Ala. » Athens HS</p> <ul style="list-style-type: none"> • Works hard defensively and is a great part of the scout team • Tallied a career-high tying 3 points versus ULM on Nov. 12 	<p>Career-Highs</p> <p>Pts _____ 3 (2x) Reb _____ 1 (2x) Ast _____ - Stl _____ - Min _____ 3</p>
	GP-GS	PPG	RPG	APG	FG%	FT%																				
2021-22	7-0	0.4	0.1	0.0	.250	.000																				
Career	10-0	0.6	0.2	0.0	.333	.000																				
	33	CHASE MAASDORP	<table border="1"> <thead> <tr> <th></th> <th>GP-GS</th> <th>PPG</th> <th>RPG</th> <th>APG</th> <th>FG%</th> <th>FT%</th> </tr> </thead> <tbody> <tr> <td>2021-22</td> <td>7-0</td> <td>0.0</td> <td>0.0</td> <td>0.2</td> <td>.000</td> <td>.000</td> </tr> <tr> <td>Career</td> <td>20-0</td> <td>0.3</td> <td>0.2</td> <td>0.1</td> <td>.286</td> <td>.200</td> </tr> </tbody> </table>		GP-GS	PPG	RPG	APG	FG%	FT%	2021-22	7-0	0.0	0.0	0.2	.000	.000	Career	20-0	0.3	0.2	0.1	.286	.200	<p>SR » G » 6-0 » 170 » Lakewood Ranch, Fla. » Out-of-Door Academy</p> <ul style="list-style-type: none"> • Veteran member on the team • Has seen action in five games of the season vs. Morehead State, ULM, UCF, Yale and Nebraska 	<p>Career-Highs</p> <p>Pts _____ 4 Reb _____ 1 (3x) Ast _____ 1 Blk _____ - Min _____ 4</p>
	GP-GS	PPG	RPG	APG	FG%	FT%																				
2021-22	7-0	0.0	0.0	0.2	.000	.000																				
Career	20-0	0.3	0.2	0.1	.286	.200																				
	35	DEVAN CAMBRIDGE	<table border="1"> <thead> <tr> <th></th> <th>GP-GS</th> <th>PPG</th> <th>RPG</th> <th>BPG</th> <th>FG%</th> <th>FT%</th> </tr> </thead> <tbody> <tr> <td>2021-22</td> <td>20-14</td> <td>6.1</td> <td>3.5</td> <td>0.3</td> <td>.430</td> <td>.682</td> </tr> <tr> <td>Career</td> <td>78-33</td> <td>6.3</td> <td>3.0</td> <td>0.4</td> <td>.401</td> <td>.545</td> </tr> </tbody> </table>		GP-GS	PPG	RPG	BPG	FG%	FT%	2021-22	20-14	6.1	3.5	0.3	.430	.682	Career	78-33	6.3	3.0	0.4	.401	.545	<p>JR » G » 6-6 » 210 » Nashville, Tenn. » Hillcrest Prep</p> <ul style="list-style-type: none"> • Team's most explosive dunker • Has scored in double digits on 5 occasions • 9 offensive rebounds at Missouri, most by an AU player in 20 years • 5.5 points, 7.0 rebounds in last two games including 13 offensive boards 	<p>Career-Highs</p> <p>Pts _____ 26 Reb _____ 10 (2x) Ast _____ 3 (2x) Stl _____ 3 (3x) Min _____ 38</p>
	GP-GS	PPG	RPG	BPG	FG%	FT%																				
2021-22	20-14	6.1	3.5	0.3	.430	.682																				
Career	78-33	6.3	3.0	0.4	.401	.545																				
	44	DYLAN CARDWELL	<table border="1"> <thead> <tr> <th></th> <th>GP-GS</th> <th>PPG</th> <th>RPG</th> <th>BPG</th> <th>FG%</th> <th>FT%</th> </tr> </thead> <tbody> <tr> <td>2021-22</td> <td>21-0</td> <td>2.7</td> <td>3.1</td> <td>1.5</td> <td>.667</td> <td>.250</td> </tr> <tr> <td>Career</td> <td>48-0</td> <td>3.3</td> <td>3.4</td> <td>1.0</td> <td>.689</td> <td>.531</td> </tr> </tbody> </table>		GP-GS	PPG	RPG	BPG	FG%	FT%	2021-22	21-0	2.7	3.1	1.5	.667	.250	Career	48-0	3.3	3.4	1.0	.689	.531	<p>SO » C » 6-11 » 256 » Augusta, Ga. » McEachern HS</p> <ul style="list-style-type: none"> • 6 points, 6 rebounds and career-high 4 blocks off the bench at No. 24 ALA • 8 points on 4-of-5 shooting in 10 min. versus Oklahoma • Wants people to call him "RED" this year (which stands for Rebounding, Energy and Defense) 	<p>Career-Highs</p> <p>Pts _____ 10 (2x) Reb _____ 8 Ast _____ 3 Blk _____ 4 Min _____ 29</p>
	GP-GS	PPG	RPG	BPG	FG%	FT%																				
2021-22	21-0	2.7	3.1	1.5	.667	.250																				
Career	48-0	3.3	3.4	1.0	.689	.531																				

2021-22 NUMERICAL ROSTER

No.	Name	Pos.	Ht.	Wt.	Cl.	Hometown (Last School)
0	K.D. Johnson	G	6-0	204	So.	Atlanta, Ga. (Georgia)
1	Wendell Green Jr.	G	5-11	175	So.	Detroit, Mich. (Eastern Kentucky)
2	Jaylin Williams	F	6-8	230	Jr.	Nahunta, Ga. (Brantley County HS)
5	Chris Moore	F	6-6	230	So.	West Memphis, Ark. (West Memphis HS)
10	Jabari Smith	F	6-10	220	Fr.	Fayetteville, Ga. (Sandy Creek HS)
12	Zep Jasper	G	6-0	185	Sr.	Augusta, Ga. (College of Charleston)
13	Walker Kessler	F/C	7-1	255	So.	Newnan, Ga. (North Carolina)
14	Preston Cook	G	6-4	200	Sr.	Auburn, Ala. (Auburn HS)
20	Carter Sobera	G	6-5	200	So.	Birmingham, Ala. (Mountain Brook HS)
21	Ty Cressman	F	6-7	237	Jr.	Greensboro, N.C. (Bishop McGuinness HS)
22	Allen Flanigan	G	6-6	220	Jr.	Little Rock, Ark. (Parkview Magnet HS)
23	Babatunde Akingbola	C	6-10	245	Jr.	Ogun, Nigeria (McEachern HS [Ga.])
24	Lior Berman	G	6-4	215	Jr.	Birmingham, Ala. (Mountain Brook HS)
25	Chandler Leopard	G	6-3	195	RS-Jr.	Athens, Ala. (Athens HS)
31	Michael Whitmore	G	5-10	160	So.	College Park, Ga. (Lee University [Tenn.])
33	Chase Maasdorp	G	6-0	170	Sr.	Lakewood Ranch, Fla. (The Out-of-Door Academy)
35	Devan Cambridge	G	6-6	210	Jr.	Nashville, Tenn. (Hillcrest Prep [Ariz.])
44	Dylan Cardwell	C	6-11	256	So.	Augusta, Ga. (McEachern HS)

Head Coach: Bruce Pearl (8th Season)

Assistant Coach: Ira Bowman (4th Season)

Assistant Coach: Wes Flanigan (4th Season)

Assistant Coach: Steven Pearl (8th Season)

Director of Operations/Chief of Staff: Chad Prewett (8th Season)

Recruiting Coordinator/Assistant to the Head Coach: Mike Burgomaster (6th Season)

Athletic Trainer: Clark Pearson (12th Season)

Strength & Conditioning Coach: Damon Davis (12th Season)

Director of Player Development: Marquis Daniels (3rd Season)

Video Coordinator: Ian Borders (4th Season)

2021-22 ALPHABETICAL ROSTER

No.	Name	Pos.	Ht.	Wt.	Cl.	Hometown (Last School)
23	Babatunde Akingbola	C	6-10	245	Jr.	Ogun, Nigeria (McEachern HS [Ga.])
24	Lior Berman	G	6-4	215	Jr.	Birmingham, Ala. (Mountain Brook HS)
35	Devan Cambridge	G	6-6	210	Jr.	Nashville, Tenn. (Hillcrest Prep [Ariz.])
44	Dylan Cardwell	C	6-11	256	So.	Augusta, Ga. (McEachern HS)
14	Preston Cook	G	6-4	200	Sr.	Auburn, Ala. (Auburn HS)
21	Ty Cressman	F	6-7	237	Jr.	Greensboro, N.C. (Bishop McGuinness HS)
22	Allen Flanigan	G	6-6	220	Jr.	Little Rock, Ark. (Parkview Magnet HS)
1	Wendell Green Jr.	G	5-11	175	So.	Detroit, Mich. (Eastern Kentucky)
12	Zep Jasper	G	6-0	185	Sr.	Augusta, Ga. (College of Charleston)
0	K.D. Johnson	G	6-0	204	So.	Atlanta, Ga. (Georgia)
13	Walker Kessler	F/C	7-1	255	So.	Newnan, Ga. (North Carolina)
25	Chandler Leopard	G	6-3	195	RS-Jr.	Athens, Ala. (Athens HS)
33	Chase Maasdorp	G	6-0	170	Sr.	Lakewood Ranch, Fla. (The Out-of-Door Academy)
5	Chris Moore	F	6-6	230	So.	West Memphis, Ark. (West Memphis HS)
20	Carter Sobera	G	6-5	200	So.	Birmingham, Ala. (Mountain Brook HS)
10	Jabari Smith	F	6-10	220	Fr.	Fayetteville, Ga. (Sandy Creek HS)
31	Michael Whitmore	G	5-10	160	So.	College Park, Ga. (Lee University [Tenn.])
2	Jaylin Williams	F	6-8	230	Jr.	Nahunta, Ga. (Brantley County HS)

ROSTER BY CLASS

Freshmen (1) - Jabari Smith

Sophomores (7) - Dylan Cardwell, Wendell Green Jr., K.D. Johnson, Walker Kessler, Chris Moore, Carter Sobera and Michael Whitmore

Juniors (7) - Babatunde Akingbola, Lior Berman, Devan Cambridge, Ty Cressman, Allen Flanigan, Chandler Leopard and Jaylin Williams

Seniors (3) - Preston Cook, Zep Jasper and Chase Maasdorp

PRONUNCIATION GUIDE

BABATUNDE AKINGBOLA

bah-bah-TOON-day AH-king-boh-luh

LIOR Berman LEE-oar

DEVAN Cambridge DEV-in

WENDELL Green Jr. WHEN-dull

JAYLIN Williams JAY-lynn

QUICK FACTS

UNIVERSITY INFORMATION

Location _____ Auburn, Ala.
 Founded _____ 1856
 Enrollment _____ 30,737
 Nickname _____ Tigers
 Colors _____ Burnt Orange and Navy Blue
 Conference _____ Southeastern (SEC)

ADMINISTRATION

President _____ Dr. Jay Gogue
 Director of Athletics _____ Allen Greene
 Athletics Phone _____ 855-282-2010

BASKETBALL STAFF INFORMATION

Head Coach _____ Bruce Pearl
 Alma Mater _____ Boston College '82
 Career Record _____ 618-238 (.721)
 Seasons _____ 27
 Record at Auburn _____ 156-93 (.625)
 Seasons _____ 8
 Assistant Coach _____ Ira Bowman
 Alma Mater _____ Penn '96
 Assistant Coach _____ Wes Flanigan
 Alma Mater _____ Auburn '97
 Record at Auburn _____ 1-0 (1.000)
 Assistant Coach _____ Steven Pearl
 Alma Mater _____ Tennessee '10
 Record at Auburn _____ 1-0 (1.000)
 Director of Operations / Chief of Staff _____ Chad Prewett
 Alma Mater _____ Troy State '94
 Recruiting Coordinator _____ Mike Burgomaster
 Alma Mater _____ Miami '16
 Athletic Trainer _____ Clark Pearson
 Alma Mater _____ Kentucky '96
 Strength & Conditioning Coach _____ Damon Davis
 Alma Mater _____ Western Illinois '03
 Director of Player Development _____ Marquis Daniels
 Alma Mater _____ Auburn '03
 Video Coordinator _____ Ian Borders
 Alma Mater _____ Louisville '07

PROGRAM INFORMATION

First Year of Basketball _____ 1905-06
 All-Time Record ## _____ 1413-1227-1 (.535)
 All-Time SEC Record ## _____ 630-759 (.454)
 SEC Championships _____ 3 (1960, 1999, 2018)
 SEC Tournament Titles _____ 2 (1985, 2019)
 NCAA Tournament App./Record _____ 10 (17-10)
 All-Americans _____ 13
 All-SEC Selections _____ 93

Record does not include results that were vacated by the NCAA Committee on Infractions.

TEAM INFORMATION

2020-21 Record _____ 13-14
 SEC Record / Finish _____ 7-11 / 2nd
 Home / Away / Neutral _____ 8-5 / 3-8 / 2-1
 Associated Press Final Ranking _____ N/A
 USA Today Final Ranking _____ N/A
 Letterwinners Returning / Lost _____ 12 / 6
 Starters Returning / Lost _____ 3 / 2
 Newcomers _____ 6

ATHLETICS COMMUNICATIONS

Director of Communications _____ Marlene Navor
 Cell _____ 334-750-2381
 E-Mail _____ mnavor@auburn.edu

SOCIAL MEDIA

@AuburnMBB _____ #WarEagle

BRUCE PEARL**Head Coach**

8th year at Auburn • 156-93
27th year overall • 618-238



- 7 National Coach of the Year Awards, 2006 Basketball Times, CBSsportsline, Sporting News National Coach of the Year

- 2006 & 2008 AP SEC Coach of the Year, 2008 SEC Co-Coach of the Year

- 2008 Rupp Cup Co-winner

- Has advanced to postseason play in 20 of 26 years as a head coach. In 2019-20, had a second-place finish in the SEC with a 25-6 record, including 12-6 in league play, that would be 21 of 25 years in the postseason not been canceled due to COVID

- Set single-season wins records at four different schools (29 at Southern Indiana in 1995; 26 at Wisconsin-Milwaukee in 2005; 31 at Tennessee in 2008; 30 at Auburn in 2019)

- Pearl has achieved a top-5 national ranking at Southern Indiana, Tennessee and Auburn. He has been in the top five in 10 seasons (1994-2001 at Southern Indiana, 2007-08 at Tennessee, 2019-20 at Auburn)

- Bruce Pearl's teams have led their conference in scoring 17 of the 26 years that he has been a head coach. His squads were the SEC's scoring champion in four of his six seasons at Tennessee, averaging 77.4 ppg while allowing 70.5 ppg

- One of 12 coaches to lead three different DI programs to the Sweet 16, joining Rick Barnes, Gene Bartow, John Calipari, Lon Kruger, Frank McGuire, Ralph Miller, Rick Pitino, Bill Self, Tubby Smith, Eddie Sutton and Bruce Weber. Including his stint at DII Southern Indiana, Pearl is one of only three coaches to take four programs (with three at the DI level) to the Sweet 16, joining Lon Kruger and Eddie Sutton

- With the win over Kentucky that sent Auburn to its first Final Four in program history, Pearl notched his 100th win as head coach of the Tigers. He is the first coach in Auburn history to have 100 wins in his first five seasons

- Bruce Pearl is the 11th coach in SEC history to win four conference crowns (overall or division) in a 10-year span. He is on the same list as Adolph Rupp (UK), Babe McCarthy (MSU), Billy Donovan (UF), Dale Brown (LSU), Joe Hall (UK), John Calipari (UK), Nolan Richardson (ARK), Rick Pitino (UK), Rick Stansbury (MSU) and Tubby Smith (UK)

- Auburn sold out of season tickets for the seventh consecutive year in 2021-22 (excluding COVID restricted seating season of 2020-21), all under Pearl, to continue the school record streak. Prior to Pearl, the only other time the Tigers sold out of season tickets came was 1999-2000

- In 26 full years as a head coach, Bruce Pearl's teams have finished either first or second in conference play 17 times

- At the Division I level, Pearl's teams have topped the 100-point mark 22 times, including a high of 124 in 2009 as well as 121 in the 2007 NCAA Tournament. In his second year as a coach at Southern Indiana the team averaged 101.7 ppg

- In the past five seasons, Auburn has the best non-conference record in the SEC during the regular season at 53-7 (.883), while scheduling regular NCAA Tournament teams in Arizona, Davidson, Dayton, Duke, Iowa State, Middle Tennessee, Murray State, Oklahoma, Texas Tech, UConn and Xavier

- His teams have been just as successful off the court as Auburn has had 32 graduates in six years – the most in the SEC. In 2018, Auburn received an Academic Progress Rate Public Recognition Award marking the first time the Tigers have been honored since the award began tracking data in 2004. The NCAA annually honors teams earning multiyear Academic Progress Rates in the top 10 percent of all squads in each sport

HEAD COACHING RECORD

Year	School	Record	Postseason
1992-93	Southern Indiana	22-7	NCAA Region 3rd Place
1993-94	Southern Indiana	28-4	NCAA Runner-Up
1994-95	Southern Indiana	29-4	NCAA Champions
1995-96	Southern Indiana	25-4	NCAA Sweet 16
1996-97	Southern Indiana	23-5	NCAA First Round
1997-98	Southern Indiana	27-6	NCAA Sweet 16
1998-99	Southern Indiana	26-6	NCAA Sweet 16
1999-00	Southern Indiana	25-6	NCAA Sweet 16
2000-01	Southern Indiana	26-4	NCAA First Round
	Total	231-46	
2001-02	Milwaukee	16-13	-
2002-03	Milwaukee	24-8	NCAA First Round
2003-04	Milwaukee	20-11	NIT First Round
2004-05	Milwaukee	26-6	NCAA Sweet 16
	Total	86-38	
2005-06	Tennessee	22-8	NCAA Second Round
2006-07	Tennessee	24-11	NCAA Sweet 16
2007-08	Tennessee	31-5	NCAA Sweet 16
2008-09	Tennessee	21-13	NCAA First Round
2009-10	Tennessee	28-9	NCAA Elite Eight
2010-11	Tennessee	19-15	-
	Total	145-61	
2014-15	Auburn	15-20	-
2015-16	Auburn	11-20	-
2016-17	Auburn ##	6-14	-
2017-18	Auburn	26-8	NCAA Second Round
2018-19	Auburn	30-10	NCAA Final Four
2019-20	Auburn	25-6	(Canceled)
2020-21	Auburn	13-14	
2021-22	Auburn	18-1	(Suspended 2 Games)
	Total ##	144-93	
	Career ##	606-238	

Record does not include results that were vacated by the NCAA Committee on Infractions.

- Auburn recently secured its fourth perfect APR score of 1,000 in mid-May, something that has never been accomplished in program history

- In the past five years, Auburn men's basketball has averaged an APR of 995 (out of 1,000). In the previous four seasons before Pearl and his staff arrived, Auburn's APR average score was 940

- Pearl started AUTLIVE at Auburn in 2015-16 to benefit cancer patients in the fight to beat cancer. AUTLIVE raises the awareness of cancer prevention and detection while t-shirt sales and donations raise money to benefit cancer patients. He initiated the OUTLIVE program in 2009 at Tennessee in recognition of former Vol Chris Lofton, who beat testicular cancer through early diagnosis and treatment and went on to play the entire 2007-08 season while recovering from his battle with the disease

- On Dec. 19, 2019, Children's Harbor in Birmingham, Ala. dedicated their on-site basketball court in honor of the charitable work done by Coach Pearl and the Pearl family over the last six years.

- Bruce Pearl has raised over \$1.2 million in only six golf tournaments at Auburn. Pearl and his wife, Brandy, have remarkably raised \$770,000 in the last three years benefitting Children's Harbor in Birmingham through the Bruce Pearl Fore the Children Golf Classic. The mission of Children's Harbor is to help children with serious illness and their families

- The Bruce Pearl Family Foundation in conjunction with L5 Foundation, an organization dedicated to addressing the essential and basic needs of cancer patients, donated \$20,000 to five charities in a ceremony in Knoxville in August 2015

- The Pearl family announced on Feb. 27, 2007, a \$100,000 donation to endow a scholarship in the name of former Tennessee player Dane Bradshaw. The Dane Bradshaw Athletic Scholarship Endowment is awarded to the male or female student-athlete at UT who best epitomizes the characteristics of the 2006-07 senior captain

TOP PERFORMANCES UNDER PEARL AT AUBURN

MOST POINTS TEAM

- 119, vs. Northwestern State (Nov. 27, 2015)
119, vs. Winthrop (Nov. 24, 2017)
- 117, vs. Coastal Carolina (Dec. 15, 2016)
- 116, vs. CSUN (Nov. 15, 2019)
- 109, at South Carolina (Jan. 23, 2021)
109, vs. UConn (Nov. 24, 2021)

MOST POINTS INDIVIDUAL

- 34, Bryce Brown vs. Dayton (Dec. 8, 2018)
- 33, Samir Doughty vs. CSUN (Nov. 15, 2019)
- 32, Samir Doughty at Tennessee (Mar. 7, 2020)
- 31, Bryce Brown vs. Norfolk State (Nov. 10, 2017)
31, Mustapha Heron vs. Winthrop (Nov. 24, 2017)
31, Jared Harper at UAB (Dec. 15, 2018)

MOST REBOUNDS TEAM

- 66, vs. Mississippi College (Nov. 14, 2018)
- 60, vs. Alabama (Feb. 12, 2020)
- 56, vs. Saint Joseph's (Nov. 26, 2020)
- 52, vs. Gardner-Webb (Dec. 6, 2017)
52, vs. CSUN (Nov. 15, 2019)

MOST REBOUNDS INDIVIDUAL

- 19, Cinmeon Bowers at Middle Tennessee (Dec. 12, 2015)
- 18, Cinmeon Bowers vs. Alabama (Jan. 19, 2016)
18, Cinmeon Bowers vs. Ole Miss (Feb. 20, 2016)
- 17, Cinmeon Bowers vs. Milwaukee (Nov. 14, 2014)
17, Cinmeon Bowers vs. Winthrop (Dec. 17, 2014)
17, Cinmeon Bowers vs. Mississippi State (Jan. 21, 2015)
17, Horace Spencer vs. Mississippi College (Nov. 14, 2018)
17, Austin Wiley vs. Alabama (Feb. 12, 2020)

MOST 3-POINTERS TEAM

- 22, vs. South Alabama (Dec. 4, 2020)
- 21, vs. Coastal Carolina (Dec. 15, 2016)
- 18, vs. South Alabama (Nov. 6, 2018)
18, vs. LSU (Feb. 8, 2020)
- 17, vs. Northwestern State (Nov. 27, 2015)
17, vs. Vanderbilt (Feb. 3, 2018)
17, vs. Arkansas (Feb. 20, 2019)
17, vs. North Carolina (Mar. 29, 2019)
17, vs. CSUN (Nov. 15, 2019)

MOST 3-POINTERS INDIVIDUAL

- 9, Bryce Brown at Arkansas (Feb. 17, 2016)
- 8, Kareem Canty at Middle Tennessee (Dec. 12, 2015)
8, Bryce Brown vs. South Carolina (Mar. 3, 2018)
8, Samir Doughty at Tennessee (Mar. 7, 2020)
- 7, KT Harrell vs. Coastal Carolina (Dec. 5, 2014)
7, Bryce Brown at Ole Miss (Jan. 9, 2019)
7, Bryce Brown vs. Kansas (Mar. 23, 2019)
7, Justin Powell vs. South Alabama (Dec. 4, 2020)

MOST FT MADE TEAM

- 36, vs. Missouri (Jan. 26, 2021)
- 33, vs. UConn (Nov. 24, 2021)
33, vs. Kentucky (Feb. 1, 2020)
- 31, vs. Arkansas (Feb. 10, 2015)
31, at Arkansas – Feb. 27, 2018)

MOST FT MADE INDIVIDUAL

- 18, Sharife Cooper vs. Missouri (Jan. 26, 2021)
- 15, KT Harrell vs. Georgia (Mar. 3, 2015)
15, Jared Harper at UAB (Dec. 15, 2018)
- 14, Jared Harper vs. Ole Miss (Jan. 7, 2017)
14, Samir Doughty vs. Kentucky (Feb. 1, 2020)
- 12, Desean Murray vs. Ole Miss (Jan. 9, 2018)
12, Jared Harper vs. South Carolina (Mar. 15, 2019)
12, Jabari Smith vs. UConn (Nov. 24, 2001)

MOST FT ATTEMPTED TEAM

- 46, at Missouri (Feb. 15, 2020)
- 44, vs. Kentucky (Feb. 1, 2020)
44, vs. Missouri (Jan. 26, 2021)
- 43, vs. Saint Joseph's (Nov. 26, 2020)

- 42, vs. Eastern Kentucky (Nov. 17, 2016)
42, vs. Alabama (Jan. 21, 2017)

MOST FT ATTEMPTED INDIVIDUAL

- 21, Sharife Cooper vs. Missouri (Jan. 26, 2021)
- 18, Cinmeon Bowers vs. Missouri (Jan. 10, 2015)
18, KT Harrell vs. LSU (Mar. 13, 2015)
18, Austin Wiley vs. Alabama (Jan. 21, 2017)
- 17, Jared Harper vs. Ole Miss (Jan. 7, 2017)
- 16, Cinmeon Bowers vs. LSU (Feb. 2, 2016)
16, Jared Harper at UAB (Dec. 15, 2018)
16, K.D. Johnson vs. UConn (Nov. 24, 2021)

MOST ASSISTS TEAM

- 27, vs. CSUN (Nov. 15, 2019)
- 26, vs. Nebraska (Dec. 11, 2021)
- 25, vs. Saint Peter's (Nov. 28, 2018)
- 24, vs. South Alabama (Nov. 6, 2018)
24, vs. South Alabama (Dec. 4, 2020)

MOST ASSISTS INDIVIDUAL

- 16, J'Von McCormick vs. CSUN (Nov. 15, 2019)
- 14, Jared Harper vs. Vanderbilt (Feb. 3, 2018)
- 13, Jared Harper vs. South Alabama (Nov. 6, 2018)
- 13, Jared Harper vs. North Carolina (Mar. 29, 2019)
- 11, Wendell Green Jr. vs. Georgia (Jan. 19, 2022)

MOST STEALS TEAM

- 20, vs. North Florida (Dec. 29, 2018)
- 18, vs. Tennessee (Feb. 22, 2020)
- 16, vs. Saint Peter's (Nov. 28, 2018)
16, vs. Nebraska (Dec. 11, 2021)
- 14, vs. Georgia (Jan. 20, 2018)
14, vs. Alabama (Feb. 21, 2018)
14, vs. Mississippi College (Nov. 14, 2018)
14, vs. Florida (Mar. 16, 2019)
14, vs. Tennessee (Mar. 17, 2019)
14, vs. New Mexico (Nov. 25, 2019)

MOST STEALS INDIVIDUAL

- 5, K.C. Ross-Miller vs. Oregon State (Nov. 26, 2014)
5, K.C. Ross-Miller vs. Middle Tennessee (Dec. 29, 2014)
5, Antoine Mason at LSU (Feb. 5, 2015)
5, Malik Dunbar vs. UNC Asheville (Dec. 4, 2018)
5, Chuma Okeke vs. Murray State (Dec. 22, 2018)
5, Chuma Okeke vs. North Florida (Dec. 29, 2018)
5, J'Von McCormick vs. Tennessee (Feb. 22, 2020)
5, K.D. Johnson vs. UConn (Nov. 24, 2021)
5, K.D. Johnson vs. Syracuse (Nov. 26, 2021)
5, Walker Kessler vs. Nebraska (Dec. 11, 2021)
5, Zep Jasper vs. Nebraska (Dec. 11, 2021)

MOST BLOCKS TEAM

- 14, at Georgia (Jan. 13, 2021)
14, vs. Missouri (Jan. 26, 2021)
14, vs. Yale (Dec. 4, 2021)
14, vs. LSU (Dec. 29, 2021)
- 12, at Missouri (Jan. 10, 2017)
12, vs. UNC Asheville (Dec. 4, 2018)

MOST BLOCKS INDIVIDUAL

- 11, Walker Kessler vs. LSU (Dec. 29, 2021)
- 7, Horace Spencer at Arkansas (Feb. 17, 2016)
7, Walker Kessler vs. Murray State (Dec. 22, 2021)
7, Walker Kessler at Ole Miss (Jan. 15, 2022)
- 6, Horace Spencer vs. Oklahoma State (Jan. 30, 2016)
6, Horace Spencer vs. Boston College (Dec. 12, 2016)
6, Anfernee McLemore vs. Gardner-Webb (Dec. 6, 2017)
6, Anfernee McLemore at Missouri (Jan. 24, 2018)
6, Anfernee McLemore vs. Lehigh (Dec. 21, 2019)
6, Walker Kessler vs. UCF (Dec. 1, 2021)
6, Walker Kessler at Saint Louis (Dec. 18, 2021)
6, Walker Kessler vs. Georgia (Jan. 19, 2022)

WELCOME TO THE JUNGLE

» For the 11-straight home game this season and 51st time in Auburn Arena (2010-Present) history, the Tigers had a capacity crowd (9,121) against Oklahoma on Jan. 29. A ticket to an Auburn Men's Basketball game is the toughest in town. Stubhub is Auburn Athletics' official secondary ticket market for fans looking to attend the game.

» Auburn is a perfect 11-0 on its home court this season and have won 13 in a row at Auburn Arena dating back to last season. The 13-game home win streak is tied for ninth longest in the country and second longest in the SEC.

NO. 1 IN THE AP POLL

» Auburn move up to No. 1 in The Associated Press Top 25 Poll on January 24th for the first time in program history. Auburn is one of only eight SEC schools (Alabama, Arkansas, Florida, Kentucky, Missouri, South Carolina and Tennessee) all-time to ever achieve a No. 1 national ranking.

» Coach Pearl is one of only three known head coaches to ever lead a school to a No. 1 national ranking next to Frank McGuire (St. John's, North Carolina, South Carolina) and John Calipari (UMass, Memphis, Kentucky). He is the first to lead two SEC schools to the program's first-ever No. 1 national ranking.

AUBURN'S CONSISTENT RISE IN THE TOP 10

» Auburn has been ranked in the Top 10 in four of the last five years under Head Coach Bruce Pearl. The Tigers were previously ranked in the Top 10 seven times during the 1958-59 (2nd), 1960-61 (9th), 1962-63 (9th), 1985-86 (10th), 1986-87 (5th), 1998-99 (2nd) and 1999-00 (2nd) campaigns.

» Below are the highest national rankings achieved by the program in the Pearl Era. He has led three teams to a No. 1 national ranking –

Southern Indiana (1997), Tennessee (2008) and now Auburn.

- 2017-18: 8th
- 2018-19: 7th
- 2019-20: 4th
- 2021-22: 1st

INSIDE THE SERIES WITH ALABAMA

» Auburn and Alabama will be meeting for the 166th time, including the 55th time in Auburn. The Tigers hold a 6-4 series lead in Auburn Arena.

» Five of the last 10 meetings have been decided by 10 points or less, including three of the last four that have each been decided by four points. Auburn's last win over the Crimson Tide in Auburn Arena was on Feb. 12, 2020, when five Tigers scored in double figures in a 95-91 overtime victory.

ALABAMA NOTABLES

» Six of the Tide's last seven games have been decided in single digits including an 87-78 (+9) upset of No. 4-ranked and defending national champion Baylor on Saturday.

» Alabama leads the SEC and in 3-point field goals per game (9.1) and offensive rebounds per game (13.7) and are second in the league in scoring (81.4) and rebounding (39.9) per game. Guard Jaden Shackelford is first in the SEC in 3-pointers (64) and total minutes (711).

40 IN A ROW

» Auburn has won 40 consecutive non-conference games at Auburn Arena. Its last non-conference home loss was Jan. 20, 2016 vs. Oklahoma State (63-74). Bruce Pearl is 50-3 at Auburn in non-conference home games.

ROAD WARRIORS

» Auburn has a perfect 6-0 mark in true road games, including a 4-0 record in SEC play.

TALE OF THE TAPE



Scoring Offense _____	79.7	81.4
Scoring Defense _____	65.4	74.9
Scoring Margin _____	+14.3	+6.5
Field Goal Pct. _____	.452	.452
Field Goal Pct. Def. _____	.391	.434
3-pt. FG Per Game _____	8.5	9.1
3-pt. FG Pct. _____	.333	.310
3-pt. FG Pct. Def. _____	.314	.319
Free Throw Pct. _____	.735	.715
Free Throws Made _____	13.9	15.1
Rebounds _____	39.0	39.9
Rebound Margin _____	+4.0	+4.3
Assists _____	15.0	14.4
Assist/Turnover Ratio _____	1.3	1.1
Turnover Margin _____	+4.2	-0.4
Steals _____	9.2	7.4
Blocks _____	8.0	4.9

SERIES HISTORY

Date	H/A/N	Result
Jan. 30, 2014	H	W, 74-55
Mar. 1, 2014	A	L, 57-73
Jan. 24, 2015	A	L, 55-57
Feb. 17, 2015	H	L, 68-79
Jan. 19, 2016	H	W, 83-77
Feb. 27, 2016	A	L, 57-65
Jan. 21, 2017	H	W, 84-64
Feb. 4, 2017	A	W, 82-77
Jan. 17, 2018	A	L, 71-76
Feb. 21, 2018	H	W, 90-71
Mar. 9, 2018	N	L, 63-81
Feb. 2, 2019	H	W, 84-63
Mar. 5, 2019	A	W, 66-60
Jan. 15, 2020	A	L, 64-83
Feb. 12, 2020	H	W, 95-91 (OT)
Jan. 9, 2021	H	L, 90-94
Mar. 2, 2021	A	L, 58-70
Jan. 11, 2022	A	W, 81-77

Equally impressive is that four of those six wins have seen the Tigers overcome a 10 or more point deficit, including Tuesday at Missouri (10).

» The Tigers are tied for second nationally in longest road winning streak behind Gonzaga, who has won eight consecutive this year away from home.

» Auburn is 6-0 in true road games while the rest of the SEC is 20-49. In SEC games, the Tigers are 4-0 vs. 15-36 mark by the other 13 schools. The Tigers are the only SEC school to not lose a true road game this season.

NEVER GIVE UP

» The Tigers have won five games this season when trailing by double-digits, including four or the road.

Opponent	Deficit	Final
at USF	15, 5:26 1st H	W, 58-52
at St. Louis	13, 9:13 2nd H	W, 74-70
at Ole Miss	14, 6:04 1st H	W, 80-71
vs. Kentucky	12, 14:01 1st H	W, 80-71

PLAYER TO WATCH: JABARI SMITH

A top NBA prospect, freshman Jabari Smith leads Auburn in scoring averaging 15.6 points and is second in rebounds with 6.8 per game. The only freshman in SEC to be top 10 in league in both scoring and rebounding, Smith is coming off a 23 points and career-high 12 rebound performance in win over Oklahoma Saturday. Smith has connected on a 3-painter in 16 consecutive games.



at Missouri 10, 14:12 1st H W, 55-54

STRENGTH IN NUMBERS

» With an 10-player rotation, the Auburn bench has outscored its opponents' bench, 582-363, this season including 40-11 at South Carolina on Jan. 4 to ring in the New Year.

» The Tiger reserves have accounted for 35 percent of the team's scoring output behind sixth man Wendell Green Jr. (12.1 ppg), Jaylin Williams (6.6 ppg), Dylan Cardwell (2.7 ppg), Lior Berman (2.7 ppg) and Chris Moore (2.5 ppg).

BALANCED ATTACK IN SEC PLAY

» Off to a 8-0 start in SEC play, the Tigers have four players averaging double figures in conference games, led by sophomore guard Wendell Green Jr.'s 14.0 points per game. Also averaging double figures in conference games are Jabari Smith (13.8 ppg), K.D. Johnson (13.4 ppg) and Walker Kessler (12.9 ppg).

» The last time AU had four players average in double figures in SEC play was the 2008-09 season (DeWayne Reed, 13.6 ppg; Korvotney Barber, 12.8 ppg; Tay Waller, 12.1 ppg; Rasheem Barrett, 11.9 ppg)

HONORING COACH SONNY SMITH

» Sonny Smith, the first coach to lead the Auburn men's basketball program to the NCAA Tournament was honored with a banner unveiling in Auburn Arena prior to the Oklahoma game.

» Smith served as Auburn's head coach from 1978-89, compiling a record of 173-154, guiding the Tigers to five consecutive NCAA Tournament appearances from 1984-88. He currently provides color commentary for Auburn men's basketball on the Auburn Sports Network, a role he has held since 2012.

» He directed Auburn to its first-ever NCAA Tournament in 1984 and to its first-ever SEC Tournament title in 1985. He led Auburn to its first-ever Sweet 16 appearance in 1985 and a year later to its first-ever Elite Eight appearance. Smith was named SEC Coach of the Year in 1984 and 1988 and was the NABC District Coach of the Year in 1984. Smith was inducted into the Alabama Sports Hall of Fame in 2007 and the Tennessee Sports Hall of Fame in 2020.

SCORING IN BUNCHES

» Auburn's streak of 80 or more points in six straight SEC games (81.7 ppg) was snapped at Missouri on Jan. 25. The six-game streak marked the first time it has accomplished the feat since the 1977-78 season when it scored 80 or more during a eight-game stretch (89.5 ppg) from Feb. 6-March 6 (4-4 record).

BLOCK PARTY

» Auburn leads the country in blocked shots per game (8.0) and total blocks (169). The Tigers' 169 total blocks are already is the fourth most

TOP OF THE PACK

» In the last five seasons, no team in the SEC has won more than Auburn as the Tigers are one of just five programs to amass 100+ wins. Listed below are the records of all 14 SEC teams from the 2017-18 season until now.

Team	'17-18	'18-19	'19-20	'20-21	'21-22	Total
Auburn	26-8	30-10	25-6	13-14	20-1	114-39
Kentucky	26-11	30-7	25-6	9-16	17-4	107-44
Tennessee	26-9	31-6	17-14	18-9	14-6	106-45
Arkansas	23-12	18-16	20-12	25-7	16-5	103-52
LSU	18-15	28-7	21-10	19-10	16-5	102-47
Miss. State	25-12	23-11	20-11	18-15	13-7	99-56
Alabama	20-16	18-16	16-15	26-7	14-7	94-61
Florida	21-13	20-16	19-12	15-10	13-8	88-59
Texas A&M	22-13	14-18	16-14	8-10	15-6	75-61
Missouri	20-13	15-17	15-16	16-10	8-12	74-68
Ole Miss	12-20	20-13	15-17	16-12	11-10	74-72
S. Carolina	17-16	16-16	18-13	6-15	13-7	70-67
Georgia	18-15	11-21	16-16	14-12	6-15	65-79
Vanderbilt	12-20	9-23	11-21	9-16	11-9	52-89

NON-CONFERENCE SUCCESS

» The Tigers have the best winning percentage (.870) among SEC schools in the last six years in non-conference games and are second in total non-SEC wins during that time with 60.

Team	'16-17	'17-18	'18-19	'19-20	'20-21	'21-22	Total (Pct.)
Auburn	6-2 ##	12-1	11-2	13-0	6-3	12-1	60-9 (.870)
Arkansas	11-2	11-2	9-4	12-1	12-3	11-2	66-14 (.825)
Miss. State	9-3	12-1	12-1	9-4	10-5	9-4	61-18 (.772)
Tennessee	8-5	10-2	12-1	8-5	8-2	9-3	55-18 (.753)
LSU	8-4	9-3	10-3	9-4	8-4	12-1	56-19 (.747)
Kentucky	10-3	11-2	11-2	10-3	1-7	11-2	54-19 (.740)
Texas A&M	8-4	11-2	7-5	6-6	6-2	11-2	49-21 (.700)
Florida	10-3	9-4	8-5	8-5	6-3	10-3	51-23 (.689)
Georgia	9-4	9-3	9-4	10-3	7-1	5-8	50-23 (.685)
Alabama	7-5	9-4	9-4	8-5	10-5	10-3	54-25 (.684)
Ole Miss	9-4	7-6	10-3	9-4	6-4	9-4	50-25 (.667)
Missouri	5-7	10-3	9-3	8-5	8-2	6-7	46-27 (.630)
S. Carolina	10-3	9-4	5-8	8-5	2-3	9-3	43-26 (.623)
Vanderbilt	7-6	6-7	9-4	8-5	6-3	8-4	44-29 (.603)

Record does not include results that were vacated by the NCAA Committee on Infractions.

CLASS OF THE SEC: MOST GRADUATES SINCE 2014

When it comes to graduating players, nobody in the SEC has done it better than Head Coach Bruce Pearl and Auburn. Since 2014, the Tigers have had 32 student-athletes walk across the graduation stage and earn their degrees, which is the highest number in the SEC. Pictured below is recent graduate Anfernee McLemore, who earned two degrees in his four seasons with the Tigers.



in Auburn history and 21 shy of equaling the school-record 190 set by the 2018-19 squad.

» Sophomore Walker Kessler is No. 2 nationally in both categories with 85 blocks, good for 4.1 per game. Kessler's 85 blocks are the second most in school single-season history, 41 shy of tying the school mark held by Kyle Davis.

» AU had a season-high tying 14 blocked shots versus LSU behind a career best 11 from Kessler. It tied as the most in the Bruce Pearl Era next to 14 at Georgia and versus Missouri during the 2020-21 season and against Yale this season. It was three off from the school single-game record (17 vs. Nicholls State in 2011 – SEC record is 18).

Team Single Season Blocked Shots

1. 2018-19	190
2. 2017-18	180
3. 2002-03	178
4. 2021-22	169
5. 2020-21	163
6. 2016-17	162
7. 2000-01	155
8. 2001-02	152
1997-98	152
10. 2019-20	151

Individual Single Season Blocked Shots

1. Kyle Davis (2002-03)	126
2. Walker Kessler (2021-22)	85
3. Kyle Davis (2000-01)	84
4. Kyle Davis (2001-02)	78
Mamadou N'diaye (1998-99)	77
6. Mamadou N'diaye (1997-98)	73
Anfernee McLemore (2017-18)	73
8. Kyle Davis (2003-04)	72
9. Kenny Gabriel (2011-12)	71
10. Mamadou N'diaye (1999-00)	66

BEST 5 YEAR RUN IN SCHOOL HISTORY

» Auburn has won 114 games since the start of the 2017-18 season, which marks the best five-year win total in school history.

Best 5-year win total in AU history

1. 114	2017-18 to current	(B. Pearl, Flanigan, S. Pearl)
2. 105	1998-99 to 2002-03	(Ellis)
3. 104	1995-96 to 1999-00	(Ellis)

FATHER-SON COACHING DUOS

» The Pearls are one of eight father-son duos coaching in college basketball this season.

Auburn – Bruce & Steve Pearl

- Bellarmine – Scott & Doug Davenport
- CSU Bakersfield – Rod & Brandon Barnes
- CSUN – Trent & Terry Johnson
- Davidson – Bob & Matt McKillop
- Detroit Mercy – Mike Davis & Mike Davis Jr.
- High Point – Tubby & G.G. Smith
- Houston – Kelvin & Kellen Sampson

A PEARL FOR A PEARL

» A rarity, the North Alabama game was the fourth known time a son took over the head

coaching reins for his father during the same season in the NCAA Division I coaching ranks:

- UNLV – Charlie & Jay Spoonhour (2003-04 Season – 10 Games)
- Oklahoma State – Eddie & Sean Sutton (2005-06 Season – 9 Games)
- Texas Tech – Bob & Pat Knight (2007-08 Season – 11 Games)
- Auburn – Bruce & Steven Pearl (2021-22 Season – One Game)

PEARL RISING IN SEC RECORD BOOK

» Through his tenures as head coach at two SEC schools - Auburn and Tennessee - Bruce Pearl is among the Top 15 coaches in conference history in terms of wins at SEC schools only and SEC regular season wins. Below is where he stands in the SEC coaching ranks all-time:

By Victories (SEC Schools Only)

8. Tubby Smith	UGA/UK	308
9. Joe B. Hall	UK	297
Hugh Durham	UGA	297
11. Rick Stansbury	MSU	293
12. Bruce Pearl ##	AU/UT	289
13. Ray Mears	UT	278
Roy Skinner	VU	278
15. Wimp Sanderson	UA	265
John Mauer	UK/UT/UF	265

SEC Regular Season Games

12. Kevin Stallings	VU	138
13. Wimp Sanderson	UA	132
14. Norm Sloan	UF	126
15. Bruce Pearl ##	AU/UT	124
Joel Eaves	AU	124
17. Rick Stansbury	MS	122

Record does not include results that were vacated by the NCAA Committee on Infractions.

ON TO THE LEAGUE

» Auburn lost four of its top six scorers from last year, including NBA Draft picks in guard Sharife Cooper (20.2 ppg, 8.0 apg) and forward JT Thor (9.4 ppg, 5.0 rpg). Thor was a first-round pick of the Charlotte Hornets, while Cooper was a second rounder to the Atlanta Hawks.

» Auburn's 4 NBA Draft picks in last three years is tied for seventh most nationally and third in the Southeastern Conference.

» The four draft picks in last three years are the most for Auburn in the modern draft era (Chuma Okeke, Isaac Okoro, JT Thor, Sharife Cooper).

AUBURN AS A RANKED TEAM

» Auburn entered the 2021-22 season ranked No. 22 in the preseason Associated Press Top 25 poll, marking the seventh time in school history it has appeared in the preseason poll. It is the third time in the Pearl Era, all in the last four years, that the Tigers have been ranked to begin the season.

» Under Bruce Pearl, the Tigers are 78-21 when

ranked, including a 20-1 mark in 2021-22.

AUBURN VS. TOP-25 OPPONENTS

» Auburn is 75-218 against teams from the AP Top 25 all-time, including a 3-1 mark in 2021-22. Three years ago, the Tigers set a program record by defeating six top-25 teams, including five in a row from the SEC Tournament title to a trip to the Final Four.

FLANIGAN RETURNS TO LINEUP

» Auburn junior guard Allen Flanigan, the SEC's fourth leading returning scorer, had a successful procedure in early September to repair his right Achilles after suffering a non-basketball related trauma. He made a return to the lineup versus Murray State on Dec. 22 and started against No. 16 LSU on Dec. 29.

» He and his father, Wes, an alum and assistant coach for the Tigers, are one of 24 known father-son coach-player combos currently in NCAA Division I. The list also includes Dan and Andrew Hurley (UConn), Mike and Antoine Davis (Detroit Mercy), Penny and Jayden Hardaway (Memphis), Juwan and Jace Howard (Michigan), Tom and Steven Izzo (Michigan State) and Frank and Brandon Martin (South Carolina) to name a few notable father-sons.

PRESEASON HONORS AND WATCH LIST

» A pair of Tigers appear on some of the nation's top watch lists. Freshman Jabari Smith is a member of the John Wooden Preseason Top 50 Watch List which identifies 50 players for national player of the year and all-America honors. Smith also is on the Karl Malone Award Watch List which is presented each year to the country's top power forward. Sophomore center Walker Kessler is on the Kareem Abdul-Jabbar Award Watch List, given annually to the nation's top center.

» Allen Flanigan was named to the Coaches' Preseason All-SEC first team while Jabari Smith was named to the second team. Smith, the highest rated player ever signed at Auburn, was the only freshman to be voted on either team.

NABC TABS TIGERS FOR ACADEMICS

» The 2020-21 Auburn men's basketball team was named a recipient of the National Association of Basketball Coaches (NABC) Team Academic Excellence Award. The award, created by the NABC Committee on Academics, recognizes outstanding academic achievement by a team with a cumulative grade point average (GPA) of 3.0 or better. The Tigers earned the award for the first time since its inception in 2013 and were one of only two Southeastern Conference teams to garner recognition, in addition to Tennessee.

CURRENT STREAKS

Overall _____	Won 17
vs. Unranked _____	Won 14
vs. Ranked _____	Won 3
Home _____	Won 11
vs. SEC _____	Won 4
vs. Non-SEC _____	Won 7
vs. Ranked _____	Won 2
vs. Unranked _____	Won 7
Road _____	Won 6
vs. SEC _____	Won 4
vs. Non-SEC _____	Won 2
vs. Ranked _____	Won 1
vs. Unranked _____	Won 4
Neutral _____	Won 3
vs. Ranked _____	Lost 1
vs. Unranked _____	Won 3

CONSECUTIVE GAMES WITH A 3-POINTER

Jabari Smith _____	16
K.D. Johnson _____	7
Walker Kessler _____	1

CONSECUTIVE GAMES WITH 10+ POINTS

K.D. Johnson _____	7
Walker Kessler _____	5
Jabari Smith _____	1

AP POLL

Rank	School	Record	Points
1	Auburn (49)	20-1	1,508
2	Gonzaga (12)	17-2	1,475
3	UCLA	16-2	1,338
4	Purdue	18-3	1,282
5	Kentucky	17-4	1,195
6	Houston	18-2	1,164
7	Arizona	17-2	1,159
8	Baylor	18-3	1,141
9	Duke	17-3	1,107
10	Kansas	17-3	1,014
11	Wisconsin	17-3	938
12	Villanova	16-5	807
13	Michigan State	16-4	751
14	Texas Tech	16-5	741
15	Providence	18-2	709
16	Ohio State	13-5	548
17	UConn	15-4	483
18	Illinois	15-5	445
19	USC	18-3	337
20	Iowa State	16-5	324
21	Xavier	15-5	255
22	Tennessee	14-6	234
23	Texas	16-5	203
24	Marquette	15-7	188
25	LSU	16-5	180

Others receiving votes: Alabama 97, Murray State 42, Saint Mary's 32, Boise State 32, Miami 29, Indiana 22, Davidson 10, Arkansas 7, Iowa 6, Iona 6, TCU 4, Loyola Chicago 4, Notre Dame 4, Colorado State 3, Toledo 1

AUBURN IN THE RANKINGS

Date	AP	Coaches	NET
Preseason	22	22	-
Week 2	21	22	-
Week 3	19	22	-
Week 4	21	20	-
Week 5	18	21	16
Week 6	13	14	11
Week 7	12	12	9
Week 8	11	11	10
Week 9	9	9	6
Week 10	4	4	6
Week 11	2	2	5
Week 12	1	2	5
Week 13	1	T-1	6

USA TODAY COACHES POLL

Rank	School	Record	Points
1	Gonzaga (16)	17-2	784
	Auburn (16)	20-1	784
3	Purdue	18-3	691
4	UCLA	16-2	647
5	Arizona	17-2	618
6	Duke	17-3	604
7	Kentucky	17-4	595
8	Baylor	18-3	584
9	Houston	18-2	567
10	Kansas	17-3	511
11	Wisconsin	17-3	478
12	Villanova	16-5	461
13	Michigan State	16-4	405
14	Texas Tech	16-5	386
15	Providence	18-2	384
16	Ohio State	13-5	296
17	UConn	15-4	260
18	Illinois	15-5	256
19	USC	18-3	199
20	Tennessee	14-6	147
21	Texas	16-5	134
22	Iowa State	16-5	129
23	Xavier	15-5	113
24	Marquette	15-7	80
25	LSU	16-5	78

Others receiving votes: Alabama 39, Boise State 27, Saint Mary's 22, Colorado State 22, Miami 19, Indiana 16, TCU 10, Murray State 9, Davidson 8, Wake Forest 8, Iowa 7, Florida State 7, Seton Hall 5, Notre Dame 3, Arkansas 3, Wyoming 1, Toledo 1, Oregon 1, Oklahoma 1

AUBURN'S RECORD

Overall	20-1
Home	11-0
Away	6-0
Neutral	3-1
Conference	8-0
Home	4-0
Away	4-0
Non-Conference	12-1
Home	7-0
Away	2-0
Neutral	3-1
Overtime	0-1
Ranked opponents	3-1
Unranked opponents	17-0
Wearing white uniforms	12-1
Wearing navy uniforms	2-0
Wearing orange uniforms	6-0
Leading at half	15-0
Trailing at half	4-1
Tied at half	1-0
Leading with 5:00 remaining in second half	19-0
Trailing with 5:00 remaining in second half	1-1
Tied with 5:00 remaining in second half	0-0
Has more rebounds than opponent	17-0
Has fewer rebounds than opponent	3-1
Same rebounds as opponent	0-0
Commits more turnovers than opponent	5-0
Causes more turnovers than opponent	14-1
Same turnovers as opponent	1-0
Has more FT attempts than opponent	9-1
Has fewer FT attempts than opponent	11-0
Same FT attempts as opponent	0-0
Shoots 40% or better from field	17-1
Shoots less than 40% from field	3-0
Opponent shoots 40% or better from field	10-1
Opponent shoots less than 40% from field	10-0
Shoots better than opponent	17-0
Opponent shoots better	3-1
Same FG percentage	0-0
Auburn bench outscores opponent's bench	18-0
Opponent's bench outscores Auburn bench	2-1
Same points off the bench	0-0
Auburn scores 100 or more	0-1
Auburn scores between 90-99	2-0
Auburn scores between 80-89	10-0
Auburn scores between 70-79	5-0
Auburn scores between 60-69	1-0
Auburn scores less than 60	2-0
Opponent scores 100 or more	0-1
Opponent scores between 90-99	0-0
Opponent scores between 80-89	0-0
Opponent scores between 70-79	6-0
Opponent scores between 60-69	7-0
Opponent scores less than 60	6-0
On Sunday	0-0
On Monday	0-0
On Tuesday	5-0
On Wednesday	4-1
On Thursday	1-0
On Friday	3-0
On Saturday	7-0
In November	5-1
In December	7-0
In January	8-0
In February	0-0
In March	0-0
In April	0-0
Five-plus players score in double-figures	3-1
Four players score in double figures	10-0
Three players score in double figures	5-0
Two players score in double figures	2-0
One player scores in double figures	0-0

MISCELLANEOUS STATISTICS

Largest margin of victory	31 vs. Nebraska (12/11/21)
Smallest margin of victory	1 at Missouri (1/25/22)
Largest margin of defeat	6 vs. #22 UConn (11/24/21)
Smallest margin of defeat	6 vs. #22 UConn (11/24/21)
Biggest rebound margin	+15 vs. Murray State (12/22/21)
Biggest rebound deficit	-19 at Saint Louis (12/18/21)
Average margin of victory/defeat	+15.5/-6.0
Largest halftime lead	25 (52-27) vs. Georgia (1/19/22)
Largest halftime lead blown	
Largest halftime deficit	-11 vs. #22 UConn (11/24/21)
Largest halftime deficit overcome to win	-7 at USF (11/19/21)
Largest overall lead	34 vs. Yale, 2nd Half (12/4/21)
Largest overall lead blown	
Largest overall deficit	-15 at USF, 1st Half (11/19/21)
	-15 vs. #22 UConn, 1st Half (11/24/21)
Largest deficit overcome to win	-15 at USF, 1st Half (11/19/21)

TEAM EXTREMES

Most points scored	109 vs. #22 UConn (11/24/21)
Fewest points scored	55 at Missouri (1/25/22)
Most rebounds	50 vs. North Alabama (12/14/21)
Fewest rebounds	27, 3x most recent vs. #12 Kentucky (1/22/22)
Most assists	26 vs. Nebraska (12/11/21)
Fewest assists	8 at Missouri (1/25/22)
Most turnovers	16 at South Carolina (1/4/22), vs. Florida (1/8/22)
Fewest turnovers	6 vs. Morehead State (11/9/21), at Ole Miss (1/15/22)
Most steals	16 vs. Nebraska (12/11/21)
Fewest steals	2 vs. #12 Kentucky (1/22/22)
Most blocks	14 vs. Yale (12/4/21), vs. #16 LSU (12/29/21)
Fewest blocks	3 vs. Nebraska (12/11/21)
Best shooting percentage	.568 (25-44) vs. #12 Kentucky (1/22/22)
Worst shooting percentage	.300 (21-70) at Missouri (1/25/22)
Best 3-pt. percentage	.452 (14-31) vs. Nebraska (12/11/21)
Worst 3-pt. percentage	.192 (5-26) at USF (11/19/21)
Best FT percentage	.875 (14-16) at Ole Miss (1/15/22)
Worst FT percentage	.571 (4-7) vs. Morehead State (11/9/21)
Most points (1st half)	52 vs. Georgia (1/19/22)
Fewest points (1st half)	26 at USF (11/19/21)
Most points (2nd half)	56 vs. ULM (11/12/21)
Fewest points (2nd half)	24 at Missouri (1/25/22)
Most points (OT)	14 vs. #22 UConn (2OT) (11/24/21)
Fewest points (OT)	12 vs. #22 UConn (1OT) (11/24/21)

STARTING LINEUPS

Record when starting lineup is:

J. Smith, Kessler, Green Jr., Jasper, Cambridge	3-0
J. Smith, Kessler, K. Johnson, Jasper, Cambridge	10-1
J. Smith, Kessler, K. Johnson, Jasper, Flanigan	7-0

Record when starts (Career):

Devan Cambridge	13-1 (21-11)
Allen Flanigan	7-0 (21-16)
Wendell Green Jr.	3-0 (24-7)
Zep Jasper	20-1 (58-26)
Walker Kessler	20-1 (20-1)
Jabari Smith	20-1 (20-1)
K.D. Johnson	17-1 (17-1)
Jaylin Williams	0-0 (13-14)

AUBURN INDIVIDUAL GAME HIGHS

Points _____ 27, K.D. Johnson vs. UConn (11/24/21)
 Field Goals Made _____ 9, Walker Kessler vs. Oklahoma (1/29/22)
 _____ 9, Walker Kessler at Ole Miss (1/15/22)
 Field Goal Att. _____ 20, Wendell Green Jr. at #24 Alabama (1/11/22)
 FG Pct. _____ 1.000 (5-5), Walker Kessler at South Carolina (1/4/22)
 3-Point FG Made _____ 4, four players
 3-Point FG Att _____ 10, Wendell Green Jr. at #24 Alabama (1/11/22)
 3-Pt FG Pct. _____ .800 (4-5) K.D. Johnson vs. ULM (11/12/21)
 Free Throws Made _____ 12, Jabari Smith vs. UConn (11/24/21)
 Free Throw Att. _____ 16, K.D. Johnson vs. UConn (11/24/21)
 FT Pct. _____ 1.000 (12-12), Jabari Smith vs. UConn (11/24/21)
 Rebounds _____ 14, Walker Kessler vs. UCF (12/1/21)
 Offensive Rebounds _____ 9, Devan Cambridge at Missouri (1/25/22)
 Assists _____ 11, Wendell Green Jr. vs. Georgia (1/19/22)
 Steals _____ 5, four players
 Blocked Shots _____ 11, Walker Kessler vs. LSU (12/29/21)
 Turnovers _____ 5, Wendell Green Jr. vs. LSU (12/29/21), vs. Florida (1/8/22)
 Minutes _____ 39, Jabari Smith vs. UConn (11/24/21)
 _____ 39, Zep Jasper vs. UConn (11/24/21)
 +/- _____ 29, Zep Jasper vs. ULM (11/12/21)
 _____ 29, Wendell Green Jr. vs. North Alabama (12/14/21)

OPPONENT INDIVIDUAL GAME HIGHS

Points _____ 30, Adama Sanogo vs. UConn (11/24/21)
 Field Goals Made _____ 12, Adama Sanogo vs. UConn (11/24/21)
 Field Goal Att. _____ 25, Adama Sanogo vs. UConn (11/24/21)
 FG Pct. _____ 1.000 (5-5), Wildens Leveque at South Carolina (1/4/22)
 3-Point FG Made _____ 6, Tyler Polley vs. UConn (11/24/21)
 3-Point FG Att. _____ 12, Darius Days vs. LSU (12/29/21)
 3-Pt FG Pct. _____ 1.000 (3-3), Jordan Hawkins vs. UConn (11/24/21)
 Free Throws Made _____ 9, Buddy Boeheim vs. Syracuse (11/26/21)
 Free Throw Att. _____ 11, Colin Castleton vs. Florida (1/8/22)
 FT Pct. _____ 1.000 (9-9), Buddy Boeheim vs. Syracuse (11/26/21)
 Rebounds _____ 12, Yuri Collins at Saint Louis (12/18/21)
 Assists _____ 9, Tyree Appleby vs. Florida (1/8/22)
 Steals _____ 5, Darius Perry vs. UCF (12/1/21)
 Blocked Shots _____ 4, Isaiah Whaley vs. UConn (11/24/21)
 Turnovers _____ 8, Adama Sanogo vs. UConn (11/24/21)
 _____ 8, Darius Perry vs. UCF (12/1/21)
 Fouls _____ 5, 11 players
 Minutes _____ 47, RJ Cole vs. UConn (11/24/21)

THE LAST TIME - TEAM

Defeated a ranked team at home _____ vs. #12 Kentucky (1/22/22)
 Defeated a ranked team on the road _____ at #24 Alabama (1/11/22)
 Defeated a ranked team at a neutral site _____ vs. #7 Kentucky (3/31/19)
 Defeated a top-10 team at home _____ vs. #5 Tennessee (3/9/19)
 Defeated a top-10 team on the road _____ at #8 Arkansas (1/23/93)
 Defeated a top-10 team at a neutral site _____ vs. #7 Kentucky (3/31/19)
 Won in overtime _____ vs. Saint Joseph's, 96-91 (OT) (11/26/20)
 Lost in overtime _____ vs. Ole Miss, 86-84 (OT) (2/6/21)
 Won in double overtime _____ at Ole Miss, 83-82 (2OT) (1/28/20)
 Lost in double overtime _____ vs. #22 UConn, 115-109 (2OT) (11/24/21)
 Played back-to-back overtime games _____ at Arkansas, W 79-76 (OT) (2/5/20)
 _____ vs. LSU, W 91-90 (OT) (2/8/20)
 _____ vs. Alabama, W 95-91 (OT) (2/12/20)
 Played in three straight overtime games _____ at Arkansas, W 79-76 (OT) (2/5/20)
 _____ vs. LSU, W 91-90 (OT) (2/8/20)
 _____ vs. Alabama, W 95-91 (OT) (2/12/20)
 Played at least three overtimes _____ vs. Georgia (SECT) (4OT) (3/1/79)
 Shot 70% for a half _____ 75.0% (18-24) vs. Troy (1st) (12/19/20)
 Shot 70% for a half (SEC) _____ 72.7% (16-22) at Ole Miss (2/22/03)
 Shot 60% for a game _____ 61.8% (42-68) vs. Winthrop (11/24/17)
 Shot 60% for a game (SEC) _____ 61.1% (33-54) at Arkansas (2/17/16)
 Shot less than 30% for game _____ 25.8% (17-66) vs. Clemson (3/18/18)
 Shot 100% from the FT line _____ 100% (6-6) vs. Long Beach State (12/23/11)
 Shot 60% from 3-point line _____ 65.4% (17-26) vs. Vanderbilt (2/3/18)
 Shot less than 30% in half _____ 25.0% (10-40) at Missouri (2nd) (1/25/22)
 Shot less than 20% in half _____ 18.2% (6-33) vs. Clemson (1st) (3/18/18)
 Shot less than 10% in a half _____ 8.3% (2-24) vs. LSU (1st) (1/8/11)
 Attempted 50 free throws _____ 52 vs. Vanderbilt (2/6/54)
 Attempted 40 free throws _____ 41 vs. #22 UConn (11/24/21)
 Attempted 30 free throws in half _____ 30 vs. #12 Missouri (2nd) (1/26/21)
 Made 30 free throws _____ 33 vs. #22 UConn (11/24/21)
 Made 30 free throws (SEC) _____ 36 vs. #12 Missouri (1/26/21)
 Made at least 10 3-point field goals _____ 10 vs. Georgia (1/19/22)
 Made at least 15 3-point field goals _____ 15 vs. Arkansas (12/30/20)
 Failed to make 3-point field goal _____ vs. Kentucky (0-15) (1/19/13)
 Had at least 50 rebounds _____ 50 vs. North Alabama (12/14/21)
 Had less than 20 rebounds _____ 17 vs. Florida (3/16/19)
 Had at least 25 assists _____ 26 vs. Nebraska (12/11/21)
 Had at least 20 assists _____ 20 vs. Georgia (1/19/22)
 Had at least 15 steals _____ 16 vs. Nebraska (12/11/21)
 Had at least 10 blocks _____ 10 vs. Georgia (1/19/22)
 Had at least 15 blocks _____ 17 vs. Nicholls State (11/25/11)
 Had at least 25 lead changes _____ 27 at Arkansas (1/16/13)
 Scored 50 points in a half _____ 51 vs. #12 Kentucky (2nd) (1/22/22)
 Scored 50 points in a half (SEC) _____ 51 vs. #12 Kentucky (2nd) (1/22/22)
 Scored 60 points in a half _____ 66 vs. CSUN (1st) (11/15/19)
 Scored 60 points in a half (SEC) _____ 64 at Tennessee (2nd) (2/15/06)
 Scored 70 points in a half _____ 72 vs. Northwestern State (2nd) (11/27/15)
 Scored 100 points _____ 109 vs. #22 UConn (11/24/21)
 Scored 100 points (SEC) _____ 109 at South Carolina (1/23/21)
 Scored under 20 points in 1st half _____ 19 vs. Clemson (3/18/18)
 Scored under 20 points in 2nd half _____ 14 vs. Tulsa (11/24/14)
 Scored under 10 points in a half _____ 6 vs. LSU (1st) (1/8/11)
 Scored 35 or under points in a game _____ 35 vs. Tulsa (11/24/14)
 Scored under 50 points in game _____ 45 at Tennessee (2/9/16)
 Scored under 50 points in game (SEC) _____ 45 at Tennessee (2/9/16)

THE LAST TIME - INDIVIDUAL

Scored at least 30 points	Samir Doughty (32) at Tennessee (3/7/20)
Scored at least 35 points	Toney Douglas (38) vs. Nicholls State (11/24/04)
Scored at least 40 points	Wesley Person (44) vs. UAB (12/16/93)
Had two players with at least 20 points	Jabari Smith (23), Walker Kessler (21) vs. Oklahoma (1/29/22)
Had three players with at least 20 points	Samir Doughty (26), J'Von McCormick (23), Devan Cambridge (21) vs. LSU (2/8/20)
Had two players with 25 points	Bryce Brown (26), Jared Harper (25) vs. Xavier (OT) (11/19/18)
Had two players with 25 points (SEC)	Chris Denson (30), KT Harrell (26) vs. Mississippi State (2/14/14)
Scored 20 points in a half	Sharife Cooper (21, 2nd) vs. #12 Missouri (1/26/21)
Scored 20 points in 1st half	Bryce Brown (20) at Texas A&M (1/16/19)
Scored 20 points in 2nd half	Sharife Cooper (21) vs. #12 Missouri (1/26/21)
Scored 25 points in a half	Bryce Brown (25, 2nd) vs. Kentucky (1/19/19)
A player had back-to-back 20-point games	Jabari Smith (20) vs. UCF (12/1/21); (22) vs. Syracuse (11/26/21)
A player had back-to-back 20-point SEC games	Sharife Cooper (26) vs. Alabama (1/9/21); (28) at Georgia (1/13/21)
A player had back-to-back 25-point SEC games	Sharife Cooper (26) vs. Alabama (1/9/21); (28) at Georgia (1/13/21)
A player had three straight 25-point SEC games	Chris Denson (29) at LSU (2/8/14); (26) vs. Kentucky (2/12/14); (30) vs. Mississippi State (2/15/14)
A player had four straight 25-point SEC games	Chris Denson (25) at South Carolina (2/5/14); (29) at LSU (2/8/14); (26) vs. Kentucky (2/12/14); (30) vs. Mississippi State (2/15/14)
A player had five straight 25-point SEC games	Keenan Carpenter (44) vs. LSU (1/8/89); (28) vs. Mississippi State (2/11/89); (33) at Florida (2/15/89); (32) at Ole Miss (2/18/89); (29) vs. Kentucky (2/20/89)
A player had back-to-back 20-point games off the bench	Jamal Johnson (21) at Arkansas (12/30/20); (20) at Texas A&M (1/2/21)
Zero players scored in double figures	at Vanderbilt (1/7/12)
Only one player scored in double figures	Jamal Johnson (18) at UCF (11/30/20)
Five players scored in double figures	Jabari Smith (21), Wendell Green Jr. (19), Devan Cambridge (14), K.D. Johnson (12), Jaylin Williams (10) vs. Nebraska (12/11/21)
Five players scored in double figures (SEC)	Allen Flanigan (23), Devan Cambridge (15), Jamal Johnson (14), Jaylin Williams (13), JT Thor (10) vs. Tennessee (2/27/21)
All five starters scored in double figures	Allen Flanigan (23), Devan Cambridge (15), Jamal Johnson (14), Jaylin Williams (13), JT Thor (10) vs. Tennessee (2/27/21)
Six players scored in double figures	J. Smith (12), W. Kessler (15), K.D. Johnson (12), A. Flanigan (10), W. Green Jr. (12), J. Williams (13) vs. Georgia (1/19/22)
Six players scored in double figures (SEC)	J. Smith (12), W. Kessler (15), K.D. Johnson (12), A. Flanigan (10), W. Green Jr. (12), J. Williams (13) vs. Georgia (1/19/22)
Had at least 15 rebounds	Austin Wiley (17) vs. Alabama (2/12/20)
Had at least 15 rebounds (SEC)	Austin Wiley (17) vs. Alabama (2/12/20)
Had at least 20 rebounds	Kelvin Ardister (20) vs. Tennessee (1/4/89)
Had at least 25 rebounds	Rex Frederick (25) at Ole Miss (1/6/58)
Had at least 20 pts & 20 reb	Kelvin Ardister (22 pts, 20 reb) vs. Tennessee (1/4/89)
Had two players with at least 10 rebounds	Jabari Smith (10) and Walker Kessler (12) at Missouri (1/25/22)
Had at least three players with 10 rebounds	Korvotney Barber (13), Quantez Robertson (10), Lucas Hargrove (10) at Virginia (12/20/08)
Had a double-double	Jabari Smith (23 points, 12 rebounds) vs. Oklahoma (1/29/22)
Had two straight double-doubles	Walker Kessler (16 pts, 10 rebs, 11 blocks) vs. #16 LSU (12/29/21), (12 pts, 10 rebs) at South Carolina (1/4/22)
Had three straight double-doubles	Austin Wiley (10 pts, 13 reb) vs. LSU (2/8/20); (18 pts, 17 reb) vs. Alabama (2/12/20); (22 pts, 10 reb) at Missouri (2/15/20)
Had four straight double-doubles	Cinmeon Bowers (19 pts, 19 reb) vs. Middle Tennessee (12/12/15); (13 pts, 12 reb) vs. Mercer (12/15/15); (12 pts, 11 reb) at Xavier (12/19/15); (12 pts, 12 reb) vs. New Mexico (12/22/15)
Had five straight double-doubles	Jeff Moore (26 pts, 11 reb) vs. Ole Miss (3/2/88); (20 pts, 11 reb) at LSU (3/5/88); (22 pts, 11 reb) vs. Georgia (3/11/88); (13 pts, 13 reb) vs. Bradley (3/17/88); (22 pts, 11 reb) vs. Oklahoma (3/19/88)
Had two players with a double-double	Jabari Smith (12 pts, 10 rebs) and Wendell Green Jr. (13 pts, 10 rebs) vs. Murray State (12/22/21)
Had a double-double with points and assists	Wendell Green Jr. (12 pts, 11 ast) vs. Georgia (1/19/22)
Had a triple-double	Walker Kessler (16 pts, 10 rebs, 11 blocks) vs. LSU (12/29/21)
Had 10 assists	Wendell Green Jr. (11) vs. Georgia (1/19/22)
Had 15 assists	J'Von McCormick (16) vs. CSUN (11/15/19)
Had two players with at least five blocks	Devan Cambridge (5) and Jaylin Williams (5) at Georgia (1/13/21)
Had 10 blocks	Walker Kessler (11) vs. LSU (12/29/21)
Had five steals	Zep Jasper (5), Walker Kessler (5) vs. Nebraska (12/11/21)
Had five steals (SEC)	J'Von McCormick (5) vs. Tennessee (2/22/20)
Made 25 straight free throws	Danjel Purifoy (27) (11/23/16-12/18/16)
Hit buzzer-beater shot to win a game	T.J. Dunans vs. Mercer (3-pt FG, 76-74) (12/18/16)
Played more than 40 minutes	Samir Doughty (41) vs. Alabama (OT) (2/12/20)

0

K.D. JOHNSON

6-0 • 204
 Sophomore • Guard
 Atlanta, Ga.
 Hargrave Military



2021-22 (Sophomore): Second on team averaging 13.2 ppg while leading team in steals (45, 2.1 spg) ... Tied for third in SEC in steals (2.2 spg) and 11th in scoring (13.2 ppg) ... 16 double digit games including seven consecutive (15.6 ppg) entering Alabama game game ... Scored Auburn's last five points including go-ahead bucket in 55-54 win at Missouri ... Career-high 27 points against UConn while making first career start ... 16-of-39 (.410) in last seven games from 3-point territory ... Emotional leader of team ... 15.0 points, 2.0 steals and 1.5 assists last week ... Six points shy of 500 for his career.

2020-21 (Freshman, Georgia): Averaged 13.5 points, 2.8 rebounds, 1.9 steals and 1.2 assists per game while playing 22.5 minutes per contest in 16 games as a freshman at Georgia ... shot 42 percent from the floor, including 39 percent from downtown, and scored in double figures 12 times, including a team-best four 20-point outings in 2020-21 ... made his collegiate debut against Auburn on Jan. 13 and poured in 21 points, seven rebounds, four steals, two assists and two blocks in 29 minutes of action ... the 21 points were the third-most ever by a UGA freshman in his debut trailing only Dominique Wilkins (26) and Anthony Edwards (24) ... named the Southeastern Conference Freshman of the Week on Jan. 18 following a 14-point game at Ole Miss, which saw him go 4-of-5 from behind the arc ... posted career-high outputs in back-to-back road games vs. ranked teams, pouring in 22 points at No. 16 Tennessee and 24 points at No. 11 Alabama.

HIGH SCHOOL AND PERSONAL: Consensus top-100 player by 247 Sports, ESPN and Rivals ... labeled as a four-star by all major recruiting outlets ... ranked as high as 73rd nationally by ESPN ... averaged 26.2 points, 7.4 assists, 4.7 rebounds and 3.1 steals per game in one season at Hargrave Military Academy (Va.) ... helped the Tigers reach the Final Four of the National Prep Tournament ... played for three seasons at Southwest DeKalb High School (Ga.) where he was twice tabbed all-state for Class 5A by the Atlanta Journal Constitution ... selected as the Class 5A Player of the Year as a junior in 2019 ... amassed 1,302 points, 375 rebounds, 318 assists and 272 steals while shooting 47 percent from the floor while playing for the Panthers ... also posted 62 double-figure scoring outputs, 24 20-point outings, six 30-point outbursts and one 40-point showing in 84 games ... son of Jada Johnson.

2021-22 JOHNSON GAME-BY-GAME

Opp.	GS	Min.	FG-A	3FG-A	FT-A	O-D-T	PF	A	TO	BLK	STL	PTS
Morehead State	25	5-14	2-7	0-0	1-3-4	1	0	0	0	2	12	
ULM	22	4-7	4-5	6-8	0-1-1	4	3	1	0	2	18	
at USF	22	4-9	2-5	5-8	0-2-2	4	1	1	0	2	15	
vs. UConn	* 37	7-16	2-4	11-16	0-0-0	4	1	1	0	5	27	
vs. Loyola Chicago	* 25	1-6	1-4	4-4	1-1-2	2	1	2	0	4	7	
vs. Syracuse	* 28	6-14	1-5	2-2	0-3-3	1	1	2	0	5	15	
UCF	* 29	3-11	1-6	4-5	0-2-2	3	2	0	0	1	11	
Yale	* 21	7-12	3-7	2-2	0-2-2	3	0	0	0	1	19	
vs. Nebraska	* 23	6-16	0-5	0-1	1-2-3	4	1	2	0	0	12	
North Alabama	* 20	2-9	0-4	0-1	0-4-4	4	1	3	0	0	4	
at Saint Louis	* 28	3-10	1-4	4-8	0-0-0	1	3	3	0	2	11	
Murray State	* 25	3-6	1-2	0-0	2-2-4	2	1	4	0	0	7	
LSU	* 24	2-4	1-3	4-6	0-3-3	3	2	2	0	4	9	
at South Carolina	* 21	1-4	0-0	0-0	1-2-3	3	1	3	0	2	2	
Florida	* 28	7-13	3-4	6-8	0-1-1	2	1	0	0	3	23	
at Alabama	* 31	5-12	1-5	2-6	1-7-8	2	3	1	0	3	13	
at Ole Miss	* 26	4-8	3-7	3-4	0-3-3	2	1	3	0	3	14	
Georgia	* 23	4-10	3-8	1-2	2-0-2	3	1	0	0	2	12	
Kentucky	* 33	4-6	3-5	6-7	2-2-4	0	0	1	0	0	17	
at Missouri	* 17	6-13	1-4	4-5	0-2-2	2	1	2	0	3	17	
Oklahoma	* 30	3-9	2-5	5-6	0-0-0	2	2	2	0	1	13	
Alabama												
at Georgia												
at Arkansas												
Texas A&M												
Vanderbilt												
at Florida												
Ole Miss												
at Tennessee												
at Mississippi State												
South Carolina												

CAREER HIGHS

Points	27 vs. UConn (11/24/21)
Rebounds	8 at Alabama (11/11/22)
Field Goals	9 (twice)
Field Goals Att.	19 at Auburn (1/13/21)
3-Pt. Field Goals	4 (twice)
3-Pt. Field Goals Att.	8 vs. Georgia (1/19/22)
Free Throws	11 vs. UConn (11/24/21)
Free Throws Att.	16 vs. UConn (11/24/21)
Assists	4 vs. LSU (2/23/21)
Steals	5 (twice)
Blocks	2 vs. Auburn (1/13/21)
Minutes	37 vs. UConn (11/24/21)

JOHNSON'S MISCELLANEOUS STATS

	2020-21	2021-22	Career
Games with 10+ Pts	12	16	28
Games with 20+ Pts	4	2	6
Games 5+ 3s	0	0	0
Games with 5+ Reb	3	1	4
Games with 10+ Reb	0	0	0
Games with 5+ Ast	0	0	0
Games with 10+ Ast	0	0	0
Games with 5+ Blk	0	0	0
Games with 5+ Stl	0	2	2
Double-Doubles	0	0	0

SEASON	TEAM	GP-GS	MIN/AVG	FG-FGA	FG%	3FG-3FGA	3FG%	FT-FTA	FT%	OFF	DEF	TOT	AVG	PF-FO	A	TO	BLK	STL	PTS	AVG
2020-21	UGa	16-0	362/22.6	68-161	.422	24-62	.387	56-91	.615	11	33	44	2.8	45-0	19	34	3	29	216	13.5
2021-22	AUB	21-18	553/26.4	87-209	.416	35-99	.354	69-99	.697	11	42	53	2.5	53-0	28	31	0	45	278	13.2
TOTAL FOR AUB		21-18	553/26.4	87-209	.416	35-99	.354	69-99	.697	11	42	53	2.5	53-0	28	31	0	45	278	13.2
TOTAL		37-18	915/24.7	155-370	.419	59-161	.366	125-190	.658	22	75	97	2.6	98-0	47	65	3	74	494	13.4

1

WENDELL GREEN JR.

5-11 • 175

Sophomore • Guard
Detroit, Mich.

La Lumiere School (Ind.)



2021-22 (Sophomore): Bob Cousy Point Guard of the Year Watch List ... Third on team in scoring, averaging 12.1 points while leading team in assists averaging 5.0 per game ... Third on team in rebounding with 3.7 per contest while being the shortest player on team ... In SEC play, leads Auburn in scoring (14.0 ppg) and asissts (5.5 apg) ... Averaging 12.3 ppg while coming off bench in last 18 contests ... 15 double-digit efforts ... 35 assists and just 9 turnovers in last 6 games ... Season-high 11 assists and 12 points against Georgia ... In SEC play, leads conference in assists (5.5), third in assist/turnover ratio (2.3) and tied for 10th in scoring (14.0) ... Hit 34 of last 38 free throw attempts (.895) ... Streak of 17-consecutive games with a 3-pointer snapped against Oklahoma.

2020-21 (Freshman, Eastern Kentucky): Averaged 15.8 points, 5.0 assists, 3.4 rebounds and 1.6 steals for the as a freshman at Eastern Kentucky during the 2020-21 season ... also shot 40 percent from the field, including 36 percent from behind the arc, and 77 percent from the charity stripe ... played in all 29 games, earning 25 starts, and led the team with 30.5 minutes per game ... guided the Colonels to a 22-7 record, including 15-5 in Ohio Valley Conference play ... the 15 conference wins were a program record ... tabbed First Team All-Ohio Valley Conference ... led the nation's eighth-best scoring offense at 81.8 points per game ... broke the program's freshman record with 146 assists, which also was the highest mark by any freshman in the country and the 15th-most by any player overall ... was one of only two freshman in the nation to have 400 points and 100 assists, joining Gonzaga's Jalen Suggs ... reached double figures 20 times, including his last five games of the season in which he averaged 24.0 points per contest ... was a five-time honoree as the OVC Freshman of the Week ... was also tabbed to the conference's all-tournament team after averaging 26.0 points, 4.5 assists, 3.0 rebounds and 3.0 steals per game in the postseason tournament.

HIGH SCHOOL AND PERSONAL: Rated as a three-star guard by Rivals ... tabbed as the No. 16 point guard in the 2020 class by 247 Sports ... led La Lumiere School (Ind.) to a 38-1 record and an appearance in the Geico High School National Title Game in 2019 ... before transferring prior to his junior season, averaged 20 points, eight assists and seven rebounds at Detroit Country Day as a sophomore ... son of Wendell Green Sr. and Rhonda Dalton-Green.

2021-22 GREEN JR. GAME-BY-GAME												
Opp.	GS	Min.	FG-A	3FG-A	FT-A	O-D-T	PF	A	TO	BLK	STL	PTS
Morehead State	*	29	8-17	3-8	0-0	0-5-5	1	3	0	0	1	19
ULM	*	27	4-10	1-4	6-8	0-7-7	2	3	3	0	0	15
at USF	*	27	0-8	0-4	0-0	1-3-4	2	3	3	0	0	0
vs. UConn		34	6-12	4-8	3-4	0-2-2	2	5	4	0	2	19
vs. Loyola Chicago		23	3-8	2-5	2-2	0-4-4	2	4	4	0	3	10
vs. Syracuse		20	2-6	1-5	0-0	1-2-3	0	7	1	0	1	5
UCF		19	2-6	1-4	4-4	0-1-1	1	4	3	0	0	9
Yale		18	2-6	1-3	0-0	1-1-2	2	6	0	0	1	5
vs. Nebraska		26	7-12	4-6	1-2	2-4-6	3	6	2	0	2	19
North Alabama		27	4-13	3-8	1-2	1-2-3	1	6	1	0	2	12
at Saint Louis		27	5-12	3-6	2-2	0-0-0	0	8	2	0	1	15
Murray State		19	4-7	1-3	4-4	1-9-10	2	2	2	0	2	13
LSU		29	4-10	1-3	6-7	1-5-6	4	3	5	0	2	15
at South Carolina		28	7-15	1-5	7-7	2-3-5	0	5	2	0	2	22
Florida		25	5-10	2-4	1-2	0-3-3	1	4	5	0	1	13
at Alabama		31	7-20	3-10	2-2	0-3-3	3	4	0	0	3	19
at Ole Miss		29	3-8	2-5	6-6	0-5-5	3	7	1	0	1	14
Georgia		25	5-12	1-5	1-1	0-3-3	2	11	2	0	4	12
Kentucky		29	2-8	2-5	5-6	0-0-0	4	5	3	0	1	11
at Missouri		22	2-9	2-7	0-0	1-2-3	2	5	1	0	1	6
Oklahoma		17	1-8	0-4	0-1	0-2-2	3	3	2	0	3	2
Alabama												
at Georgia												
at Arkansas												
Texas A&M												
Vanderbilt												
at Florida												
Ole Miss												
at Tennessee												
at Mississippi State												
South Carolina												

CAREER HIGHS	
Points	30 at Austin Peay (1/2/21)
Rebounds	10 vs. Murray State (12/22/21)
Field Goals	12 vs. Morehead State (3/5/21)
Field Goals Att.	22 at Eastern Illinois (1/16/21)
3-Pt. Field Goals	5 at Austin Peay (1/2/21)
3-Pt. Field Goals Att.	10 at Jacksonville State (2/2/21), at Alabama (1/11/22)
Free Throws	12 vs. Tennessee State (2/27/21)
Free Throws Att.	13 vs. Tennessee State (2/27/21)
Assists	15 vs. Tennessee Tech (1/9/21)
Steals	6 vs. Austin Peay (3/4/21)
Blocks	1 (three times)
Minutes	39 vs. Austin Peay (3/4/21)

GREEN JR.'S MISCELLANEOUS STATS			
	2020-21	2021-22	Career
Games with 10+ Pts	20	15	35
Games with 20+ Pts	10	1	11
Games 5+ 3s	1	0	1
Games with 5+ Reb	9	6	15
Games with 10+ Reb	0	1	1
Games with 5+ Ast	15	11	26
Games with 10+ Ast	1	1	2
Games with 5+ Blk	0	0	0
Games with 5+ Stl	2	0	2
Double-Doubles	1	2	3

SEASON	TEAM	GP-GS	MIN/AVG	Field Goals		3-Point		F-Throws		Rebounds				Scoring						
				FG-FGA	FG%	3FG-3FGA	3FG%	FT-FTA	FT%	OFF	DEF	TOT	AVG	PF-FO	A	TO	BLK	STL	PTS	AVG
2020-21	EKU	29-25	882/30.4	158-399	.396	48-132	.364	93-121	.769	18	81	99	3.4	57-0	146	80	3	47	457	15.8
2021-22	AUB	21-3	535/25.5	83-217	.382	38-112	.339	51-60	.850	11	66	77	3.7	40-0	104	46	0	33	255	12.1
TOTAL FOR AUB		21-3	535/25.5	83-217	.382	38-112	.339	51-60	.850	11	66	77	3.7	40-0	104	46	0	33	255	12.1
TOTAL		50-28	1417/28.3	241-616	.391	86-244	.352	144-181	.796	29	147	176	3.5	97-0	250	126	3	80	712	14.2

2


JAYLIN WILLIAMS

6-8 • 230

Junior • Forward

Nahunta, Ga.

Brantley County HS



2021-22 (Junior): Averaging 6.6 points and 2.6 rebounds while coming off the bench this season ... Last four game averaging 6.5 points and 2.3 rebounds off bench ... 13 points and 5 rebounds in 16 minutes against Georgia ... Five double digit scoring efforts on season including season-high 14 points against Florida on 5-of-6 shooting ... Snagged 9 points and season-best seven boards in win over Syracuse.

2020-21 (Sophomore): Averaged 10.9 points, 4.7 rebounds, 2.0 assists and 1.4 blocks in 26.4 minutes per game ... started all 27 games and was one of team's go-to options offensively ... was among the SEC's most improved players after raising scoring output by 8.5 from 2.4 points per game as a freshman to 10.9 points per tilt as sophomore ... 1.44 blocks per game ranked sixth in the SEC ... one of 12 players in the country to have 250 points, 50 assists, 35 blocks and 15 steals, including one of just three underclassmen ... scored in double figures 16 times, including two 20-point outings ... blocked two or more shots in 13 games, including nine of his last 16 ... averaged 10.7 points, 4.2 rebounds, 1.8 assists and 1.4 blocks per game in SEC play ... in first career start, posted first career double-double with 18 points and career-best 11 rebounds against St. Joseph's (Nov. 26), leading Auburn to an overtime win ... had a career-high 24 points at Ole Miss (Jan. 6), which included 6-of-10 from downtown ... career-best five blocks at Georgia (Jan. 13) ... named to the SEC Academic Honor Roll.

2019-20 (Freshman): Averaged 2.4 points, 1.8 rebounds, 0.4 assists, 0.4 blocks and 0.4 assists in 7.1 minutes per game ... appeared in 14 games off the bench, including eight in SEC play ... top contributor off the bench in the final five games of the season, averaging 4.2 points and three rebounds per game while shooting at 53 percent clip in 13 minutes per contest ... career-long outing of 16 minutes pulling down six rebounds with two steals and an assist at Georgia (Feb. 19) ... scored career-high eight points and added three steals vs. Tennessee (Feb. 22).

HIGH SCHOOL AND PERSONAL: Labeled as a four-star by both Rivals and 247Sports ... tabbed as the No. 109 prospect nationally by Rivals and No. 120 by 247Sports ... selected as the No. 4 player in the state of Georgia by 247Sports ... played for Brantley County High School where he was a First Team All-State selection as a junior and a senior ... averaged 25 points and 14 rebounds per game ... also played football as a wide receiver ... played for Game Elite on the adidas circuit, averaging 11.9 points, 4.9 rebounds and 1.9 assists while shooting 63 percent from the floor ... produced stat lines of 31 points, 14 assists and 11 rebounds, as well as 27 points, 13 rebounds and four blocks for Game Elite ... son of Shantel Williams ... is an only child ... enrolled in the College of Education.

2021-22 WILLIAMS GAME-BY-GAME

Opp.	GS	Min.	FG-A	3FG-A	FT-A	O-D-T	PF	A	TO	BLK	STL	PTS
Morehead State	18	4-6	1-3	1-1	0-2-2	2	2	3	1	0	10	
ULM	15	3-4	0-1	0-0	1-1-2	4	1	0	3	0	6	
at USF	20	4-6	0-1	0-0	3-2-5	2	2	1	1	1	8	
vs. UConn	32	4-10	1-4	3-4	0-5-5	1	0	3	0	2	12	
vs. Loyola Chicago	16	1-2	0-0	0-0	0-1-1	2	0	2	1	0	2	
vs. Syracuse	16	3-7	0-1	3-5	3-4-7	1	2	0	1	1	9	
UCF	17	3-5	0-2	1-2	1-1-2	1	1	2	0	1	7	
Yale	19	3-7	1-4	0-0	2-2-4	3	0	1	1	0	7	
vs. Nebraska	18	4-7	1-2	1-2	2-2-4	0	0	1	2	0	10	
North Alabama	DNP											
at Saint Louis	11	2-5	0-1	0-0	0-1-1	1	0	0	0	0	4	
Murray State	13	4-10	1-3	0-0	1-0-1	3	2	0	0	0	9	
LSU	11	0-2	0-0	0-0	0-0-0	2	1	1	0	0	0	
at South Carolina	17	3-5	0-0	0-0	0-2-2	1	1	2	0	0	6	
Florida	21	5-6	1-2	3-3	0-3-3	2	1	2	2	0	14	
at Alabama	15	1-5	0-1	0-0	1-3-4	2	1	1	2	1	2	
at Ole Miss	8	1-2	0-0	0-0	0-1-1	0	1	1	0	0	2	
Georgia	16	5-9	1-3	2-2	3-2-5	1	0	0	0	1	13	
Kentucky	10	2-2	0-0	3-3	0-1-1	1	0	0	0	0	7	
at Missouri	11	1-4	1-3	0-0	1-1-2	0	0	0	1	0	3	
Oklahoma	7	0-3	0-1	0-0	0-1-1	4	0	0	0	0	0	
Alabama												
at Georgia												
at Arkansas												
Texas A&M												
Vanderbilt												
at Florida												
Ole Miss												
at Tennessee												
at Mississippi State												
South Carolina												

CAREER HIGHS

Points	24 at Ole Miss (1/6/21)
Rebounds	11 vs. Saint Joseph's (11/26/20)
Field Goals	9 vs. Georgia (2/2/21)
Field Goals Att.	14 (three times)
3-Pt. Field Goals	6 at Ole Miss (1/6/21)
3-Pt. Field Goals Att.	10 at Ole Miss (1/6/21)
Free Throws	8 vs. Tennessee (2/27/21)
Free Throws Att.	10 vs. Tennessee (2/27/21)
Assists	8 vs. Memphis (12/12/20)
Blocks	5 at Georgia (1/13/21)
Steals	3 vs. Tennessee (2/22/20)
Minutes	37 vs. Saint Joseph's (11/26/20)

WILLIAMS' MISCELLANEOUS STATS

	2019-20	2020-21	2021-22	Career
Games with 10+ Pts	0	15	5	20
Games with 20+ Pts	0	2	0	2
Games 5+ 3s	0	1	0	1
Games with 5+ Reb	2	11	4	17
Games with 10+ Reb	0	2	0	2
Games with 5+ Ast	0	2	0	2
Games with 10+ Ast	0	0	0	0
Games with 5+ Blk	0	1	0	1
Games with 5+ Stl	0	0	0	0
Double-Doubles	0	1	0	1

SEASON	TEAM	GP-GS	MIN/AVG	FG-FGA	FG%	3FG-3FGA	3FG%	FT-FTA	FT%	OFF	DEF	TOT	AVG	PF-FO	A	TO	BLK	STL	PTS	AVG
2019-20	AUB	14-0	100/7.1	15-28	.536	1-9	.111	3-3	1.000	8	17	25	1.8	12-0	6	6	5	6	34	2.4
2020-21	AUB	27-27	713/26.4	116-224	.518	32-94	.340	31-49	.633	36	91	127	4.7	66-0	54	49	39	18	295	10.9
2021-22	AUB	20-0	317/15.8	53-107	.495	8-32	.250	17-22	.773	17	35	52	2.6	33-0	18	19	13	8	131	6.6
TOTAL		61-27	1129/18.5	184-359	.513	41-135	.304	51-74	.689	61	143	204	3.3	111-0	78	74	57	32	460	7.5

5



CHRIS MOORE

6-6 • 240

Sophomore • Forward
West Memphis, Ark.
West Memphis HS

2021-22 (Sophomore): Action in 16 games off the bench, averaging 2.5 points and 1.9 rebounds ... Season-high 16 points in win over ULM.

2020-21 (Freshman): Averaged 2.8 points, 2.0 rebounds and 0.5 assists in 11.2 minutes per game ... appeared in 25 games off the bench ... shot 56.3 percent from the floor, including 40 percent from beyond the arc ... field goal percentage was second-best on the team and ranked 10th in the SEC among players with 40 or more shot attempts ... scored in 18 of 25 games played in ... first career points came via an and-1 against St. Joseph's (Nov. 26) ... posted career-high 11 points in 14 minutes against Missouri (Jan. 26) after shooting 4-for-4 from the field, including 3-for-3 from downtown ... pulled down four-plus rebounds in four games, including career-best six boards against Troy (Dec. 19).

HIGH SCHOOL AND PERSONAL: Labeled as a four-star prospect by Rivals and a three-star prospect by 247Sports and ESPN ... ranked as the 103rd player in the country by Rivals and 122nd by 247Sports ... tabbed as the No. 3 player out of the state of Arkansas by 247Sports and No. 5 by ESPN ... named the Arkansas Player of the Year following senior season ... played at West Memphis High School ... voted all-state four times, including a first team nod in his final campaign ... became the school's all-time leader in points and rebounds ... is the only player in school history to play four seasons on the varsity squad ... guided West Memphis to the Arkansas state championship game, averaging 18.7 points and 16.3 rebounds per game during the playoffs ... guided team to the No. 1 overall rank in Arkansas ... is a four-time all-conference player ... named the 5A East Player of the Year following junior season in which he averaged 17.2 points, 13 rebounds, 4.9 assists and 1.5 blocks per game while shooting 63 percent ... played for Woodz Elite in the Nike EYBL ... averaged 17.7 points, 6.1 rebounds, 1.3 assists and 1.1 blocks per game on the AAU circuit ... led team to No. 1 national ranking as a sophomore.

2021-22 MOORE GAME-BY-GAME

Opp.	GS	Min.	FG-A	3FG-A	FT-A	O-D-T	PF	A	TO	BLK	STL	PTS
Morehead State	15	2-2	0-0	0-0	0-0	0-1-1	2	1	0	0	0	4
ULM	21	5-9	0-1	6-6	2-2-4	1	0	1	0	0	0	16
at USF	8	0-2	0-1	0-0	0-0-0	0	0	1	0	1	0	0
vs. UConn	13	0-0	0-0	0-0	1-0-1	3	0	0	0	0	0	0
vs. Loyola Chicago	13	1-3	0-0	0-0	3-1-4	1	0	1	0	0	0	2
vs. Syracuse	15	1-2	0-1	2-4	1-1-2	1	2	0	0	0	2	4
UCF	5	0-0	0-0	0-0	0-1-1	0	0	2	0	0	0	0
Yale	17	2-4	0-0	1-2	2-4-6	2	0	0	2	2	2	5
vs. Nebraska	DNP											
North Alabama	12	1-4	0-1	0-0	1-1-2	0	0	2	0	0	0	2
at Saint Louis	7	0-0	0-0	0-0	0-0-0	2	1	0	0	0	1	0
Murray State	3	0-1	0-1	0-0	0-0-0	1	0	0	0	0	0	0
LSU	8	1-2	0-0	0-0	2-2-4	1	0	1	0	0	0	2
at South Carolina	9	2-4	0-0	1-3	3-1-4	1	0	2	1	0	0	5
Florida	3	0-0	0-0	0-0	0-1-1	0	0	0	1	1	0	0
at Alabama	DNP											
at Ole Miss	DNP											
Georgia	4	0-0	0-0	0-0	0-0-0	0	0	0	0	0	0	0
Kentucky	DNP											
at Missouri	DNP											
Oklahoma	1	0-0	0-0	0-0	0-0-0	0	0	1	0	0	0	0
Alabama												
at Georgia												
at Arkansas												
Texas A&M												
Vanderbilt												
at Florida												
Ole Miss												
at Tennessee												
at Mississippi State												
South Carolina												

CAREER HIGHS

Points	16 vs. ULM (11/12/21)
Rebounds	6 (twice)
Field Goals	5 vs. ULM (11/12/21)
Field Goals Att.	9 vs. ULM (11/12/21)
3-Pt. Field Goals	3 vs. Missouri (1/26/21)
3-Pt. Field Goals Att.	3 vs. Missouri (1/26/21)
Free Throws	6 vs. ULM (11/12/21)
Free Throws Att.	6 vs. ULM (11/12/21)
Assists	2 (three times)
Blocks	2 vs. Yale (12/4/21)
Steals	3 vs. Troy (12/19/20)
Minutes	21 vs. ULM (11/12/21)

MOORE'S MISCELLANEOUS STATS

	2020-21	2021-22	Career
Games with 10+ Pts	1	1	2
Games with 20+ Pts	0	0	0
Games 5+ 3s	0	0	0
Games with 5+ Reb	2	1	3
Games with 10+ Reb	0	0	0
Games with 5+ Ast	0	0	0
Games with 10+ Ast	0	0	0
Games with 5+ Blk	0	0	0
Games with 5+ Stl	0	0	0
Double-Doubles	0	0	0

SEASON	TEAM	GP-GS	MIN/AVG	FG-FGA	FG%	3FG-3FGA	3FG%	FT-FTA	FT%	OFF	DEF	TOT	AVG	PF-FO	A	TO	BLK	STL	PTS	AVG
2020-21	AUB	25-0	281/11.3	27-48	.563	6-15	.400	11-19	.579	28	23	51	2.0	28-0	12	18	6	8	71	2.8
2021-22	AUB	16-0	160/10.0	15-33	.455	0-5	.000	10-15	.667	15	15	30	1.9	15-0	4	11	4	7	40	2.5
TOTAL		41-0	441/10.8	42-81	.519	6-20	.300	21-34	.618	43	38	81	2.0	43-0	16	29	10	15	111	2.7

10

JABARI SMITH

6-10 • 220
Freshman • Forward
Fayetteville, Ga.
Sandy Creek HS



2021-22 (Freshman): John Wooden Preseason Top 50 Watch List and Karl Malone Award Watch List ... Preseason All-SEC second team, was the only freshman to be voted on either All-SEC preseason team .. A top NBA prospect, leads Auburn in scoring averaging 15.6 points and is second in rebounds with 6.8 per game ... Seventh in SEC in scoring and ninth in rebounding ... Only freshman in SEC to be top 10 in league in both scoring and rebounding ... Team-best 44 3-pointers, which is tied for fourth in SEC ... Already tied for 8th in Auburn history for 3-pointers made by a freshman ... Made at least one 3-pointer in 16 straight games (35-of-90, .389) ... 23 points and career-high 12 boards in win over Oklahoma in last outing ... Hit 14 of last 15 free throws ... Averaging 9.0 rebounds over last four games, including 22 in last two contests ... Named SEC Freshman of the Week for third time on season (1/24) after averaging 13.0 points, 7.0 rebounds and 2.5 assists in wins over Georgia and Kentucky ... Just the second player in Auburn history to earn SEC Rookie/Freshman of the Week honors three times in one season, joining Aaron Swinson (1991-92) ... Double-digit performances in 16 consecutive games snapped at Missouri ... Team-best 17 double-digit scoring games ... Named SEC Freshman of the Week for second time on Jan. 17 after averaged 20.0 points, 5.0 rebounds and 2.0 blocks in wins at No. 24 Alabama and at Ole Miss ... Tallied a career-high 25 points on 8-of-14 shooting from the field including a trio of 3-pointers and career-high four blocked shots at Alabama ... Six 20-point games, most on the team ... SEC Freshman of the Week after averaging 19.3 points, 7.2 rebounds and 2.3 assists in three-games at Battle 4 Atlantis in late November.

HIGH SCHOOL AND PERSONAL: Consensus five-star, top-10 prospect ... ranked No. 6 nationally by 247 Sports, ESPN and Rivals ... averaged 23.4 points, 9.5 rebounds, 3.2 steals and 2.5 blocks per game as a senior while playing at Sandy Creek High School ... led Sandy Creek to a state runner-up finish in 2020-21 ... became Auburn's fourth signee to be named a McDonald's All-American - a list that includes Sharife Cooper (2020), Korvotney Barber (2005) and Frank Ford (1983) ... chosen as a Naismith First Team All-American and a Sports Illustrated All-American ... named Georgia's Gatorade Player of the Year ... averaged 24.5 points, 10.8 rebounds, 2.8 blocks, 1.6 assists and 1.3 steals per game while shooting 50 percent from the floor, including 38 percent from 3 as a junior ... tabbed as a MaxPreps Junior All-American and an all-state selection while leading the Patriots to a 25-5 record, including 12-0 in the region, and an appearance in the Class 4A state quarterfinals ... named the Junior of the Year in Class 4A ... as a sophomore, averaged 12.7 points, 6.7 rebounds, two blocks, 1.9 assists and 1.2 steals per game while shooting 48 percent from the court, leading Sandy Creek to a 27-4 record, including 12-0 in the region ... represented his country as he paced USA Basketball to a gold medal in the FIBA Americas U16 championship while averaging 13.8 points and 6.2 rebounds ... son of Jabari Smith Sr. and Taneskia Purnell ... father, Jabari Sr., played at LSU for two seasons before playing in the NBA in stints with the New Jersey

Nets, Philadelphia 76ers and the Sacramento Kings ... cousin of 13-year NBA veteran Kwame Brown, who was the No. 1 overall pick in 2001.

2021-22 SMITH GAME-BY-GAME

Opp.	GS	Min.	FG-A	3FG-A	FT-A	O-D-T	PF	A	TO	BLK	STL	PTS
Morehead State	*	21	3-6	2-3	0-0	0-7-7	1	4	0	1	3	8
ULM	*	29	7-12	3-5	6-8	2-8-10	2	2	3	2	4	23
at USF	*	27	3-12	2-7	1-2	2-8-10	1	0	1	1	0	9
vs. UConn	*	39	4-13	2-6	12-12	0-6-6	5	3	2	0	2	22
vs. Loyola Chicago	*	29	7-9	0-1	0-1	0-4-4	1	0	1	1	0	14
vs. Syracuse	*	29	8-17	4-8	2-2	0-6-6	1	4	1	1	0	22
UCF	*	21	6-12	3-6	5-6	1-6-7	3	4	3	0	3	20
Yale	*	20	6-14	2-5	3-4	1-6-7	1	2	1	0	2	17
vs. Nebraska	*	22	7-13	3-6	4-4	0-5-5	1	4	1	0	2	21
North Alabama	*	27	4-15	2-5	3-4	2-8-10	2	2	1	2	1	13
at Saint Louis	*	29	5-11	3-5	0-0	0-4-4	2	0	2	0	2	13
Murray State	*	25	5-11	2-5	0-0	0-10-10	1	3	2	3	2	12
LSU	*	30	5-12	2-8	4-5	1-3-4	2	1	4	1	1	16
at South Carolina	*	23	3-9	2-4	2-2	0-1-1	2	1	4	0	0	10
Florida	*	20	4-7	2-2	3-5	0-5-5	4	2	0	1	0	13
at Alabama	*	34	8-14	3-6	6-10	1-6-7	3	1	2	4	2	25
at Ole Miss	*	32	6-13	1-5	2-2	0-3-3	1	1	2	1	0	15
Georgia	*	23	5-10	2-6	0-0	1-6-7	1	3	2	1	0	12
Kentucky	*	30	5-10	1-4	3-3	0-7-7	2	2	2	2	1	14
at Missouri	*	32	2-15	1-7	0-0	3-7-10	1	1	0	2	0	5
Oklahoma	*	23	6-14	2-5	9-10	1-11-12	1	0	1	1	2	23
Alabama												
at Georgia												
at Arkansas												
Texas A&M												
Vanderbilt												
at Florida												
Ole Miss												
at Tennessee												
at Mississippi State												
South Carolina												

CAREER HIGHS

Points	25 at Alabama (1/11/22)
Rebounds	12 vs. Oklahoma (1/29/22)
Field Goals	8 (twice)
Field Goals Att.	17 vs. Syracuse (11/26/21)
3-Pt. Field Goals	4 vs. Syracuse (11/26/21)
3-Pt. Field Goals Att.	8 (twice)
Free Throws	12 vs. UConn (11/24/21)
Free Throws Att.	12 vs. UConn (11/24/21)
Assists	4 (four times)
Steals	4 vs. ULM (11/12/21)
Blocks	4 at Alabama (1/11/22)
Minutes	39 vs. UConn (11/24/21)

SMITH'S MISCELLANEOUS STATS

	2021-22	Career
Games with 10+ Pts	18	18
Games with 20+ Pts	7	7
Games 5+ 3s	0	0
Games with 5+ Reb	16	16
Games with 10+ Reb	6	6
Games with 5+ Ast	0	0
Games with 10+ Ast	0	0
Games with 5+ Blk	0	0
Games with 5+ Stl	0	0
Double-Doubles	4	4

SEASON	TEAM	GP-GS	MIN/AVG	FG-FGA	FG%	3FG-3FGA	3FG%	FT-FTA	FT%	OFF	DEF	TOT	AVG	PF-FO	A	TO	BLK	STL	PTS	AVG
2021-22	AUB	21-21	578/27.5	109-249	.438	44-109	.404	65-80	.813	15	127	142	6.8	38-1	40	35	23	28	327	15.6
TOTAL		21-21	578/27.5	109-249	.438	44-109	.404	65-80	.813	15	127	142	6.8	38-1	40	35	23	28	327	15.6

12

ZEP JASPER

6-1 • 185

Senior • Guard

Augusta, Ga.

Laney HS



2021-22 (Senior): Started in all 21 games ... Auburn's top on-ball defender ... 5.2 points and 2.5 assists on season ... Season-high 13 points in win at South Florida and at South Carolina ... 3.1 assist/turnover ratio leads team ... Equalled career high with 6 assists against ULM and Loyola Chicago ... 6 points, 5 steals and 5 assists in win against Nebraska ... Just 3 turnovers in last five games (112 minutes) and just 5 in last seven contests (148 minutes) ... 9 points, 3 rebounds, 2 steals versus Oklahoma ...

2020-21 (Junior, Charleston): Played and started in all 19 games ... Team's leading scorer averaging 15.6 points per game which ranked eighth in Colonial Athletic Association ... Poured in double figures in 16 contests including four 20+ point outings ... Collected CAA Player of the Week honors for the first time of his career (2/8/21) ... Led the Cougars to a 2-0 weekend and series sweep of Towson with 21 points and four boards in a 90-88 double-overtime win (2/6/21) ... Equaled his career high with seven rebounds against Towson (2/7/21) ... Ended the season on a career-best eight-game double-digit scoring streak ... Knocked down a career-high 38 points on 13-of-18 shooting from the field, 4-of-7 shooting from beyond the arc and 8-for-9 from the charity stripe against Columbus State (2/20/21) ... 38 points was fifth-most points scored in single game in school history and tied as the third-most in the program's NCAA Division I Era ... Game-high 27 points in the CAA Quarterfinals versus Drexel (3/7/21).

2019-20 (Sophomore, Charleston): Best on-ball defender in the country ... Saw action in 31 games with 30 starts for the Cougars ... Averaged 7.6 points, 1.7 rebounds and 1.7 assists per game ... Ranked third on the team in steals (28) ... Scored in double figures on 13 occasions including three-straight games with 12 points at Drexel (12/28/19), at Delaware (12/30/19) and versus Towson (1/2/20) ... Also dished out a career-high six assists at Drexel ... Registered a season-high 13 points versus Delaware in the CAA Quarterfinals (3/8/20).

2018-19 (Redshirt Freshman, Charleston): Played in all 33 games with 14 starts ... fourth-leading scorer on the team averaging 5.4 points per game and best 3-point shooter with a 40.0 percent accuracy beyond the arc ... Made his first career start versus Presbyterian College registering a career-high 15 points on 5-of-8 shooting from the field (11/6/18) ... Scored in double figures on six occasions including 10 points against Rhode Island (11/13/18) and 13 points at VCU (12/15/18) ... Recorded 14 points and a career-best five rebounds at Delaware (2/7/19) Dished out a career-high four assists versus Drexel in the CAA Quarterfinals (3/10/19).

2017-18 (Freshman, Charleston): Redshirted the 2017-18 season.

HIGH SCHOOL AND PERSONAL: Averaged 21 points, six assists, five rebounds and three steals per game as a senior while playing for Laney High School ... led the Wildcats to a region title and Class AAA state quarterfinals appearance ... honored as the All-Area Georgia Boys Co-Player of the Year by The Augusta Chronicle ... during four years of competition at Laney, the team compiled an 84-15 record and made three Final Four appearances in the state playoffs ... became the fifth player in school history to reach 1,000 points in a career ... was a four-time first team all-state and first team all-region selection ... earned Freshman of the

Year and first-team all-defense honors ... played one post-grad year of basketball at Notre Dame Preparatory School in Fitchburg, Mass. and averaged 22.3 points per game ... son of William and Sandra Jasper ... has one brother, Vonte, and one sister, Latoya.

2021-22 JASPER GAME-BY-GAME

Opp.	GS	Min.	FG-A	3FG-A	FT-A	O-D-T	PF	A	TO	BLK	STL	PTS
Morehead State	*	18	0-5	0-1	1-2	2-0-2	3	0	2	0	2	1
ULM	*	26	2-5	1-3	1-2	0-0-0	2	6	0	0	1	6
at USF	*	22	4-7	1-1	4-4	0-2-2	3	2	1	0	1	13
vs. UConn	*	39	3-8	1-3	2-2	1-2-3	3	3	0	0	0	9
vs. Loyola Chicago	*	23	1-9	0-3	1-2	0-0-0	1	6	1	0	0	3
vs. Syracuse	*	23	1-3	1-2	0-0	0-0-0	4	5	0	0	0	3
UCF	*	27	1-4	0-2	1-2	0-0-0	1	2	1	0	0	3
Yale	*	25	4-6	2-2	0-0	0-2-2	2	5	0	0	0	10
vs. Nebraska	*	27	2-5	2-4	0-0	0-0-0	2	5	1	0	5	6
North Alabama	*	26	2-6	2-4	2-2	0-2-2	1	1	0	0	0	8
at Saint Louis	*	20	2-4	1-3	0-0	1-0-1	2	1	0	0	0	5
Murray State	*	24	0-5	0-1	0-0	0-1-1	1	1	2	0	0	0
LSU	*	18	0-3	0-3	0-0	1-1-2	2	2	2	0	0	0
at South Carolina	*	23	4-5	2-2	3-4	0-0-0	3	3	2	1	0	13
Florida	*	20	1-4	0-3	2-2	0-0-0	3	4	1	0	1	4
at Alabama	*	15	0-1	0-1	0-0	1-1-2	2	0	1	0	0	0
at Ole Miss	*	21	3-5	2-3	0-0	1-0-1	1	3	0	0	1	8
Georgia	*	24	1-6	1-5	0-0	0-3-3	0	0	0	0	1	3
Kentucky	*	17	1-1	0-0	0-0	1-0-1	1	3	0	0	0	2
at Missouri	*	22	1-3	1-2	0-0	0-2-2	2	0	0	0	1	3
Oklahoma	*	28	3-6	0-2	3-3	0-3-3	2	1	3	0	2	9
Alabama												
at Georgia												
at Arkansas												
Texas A&M												
Vanderbilt												
at Florida												
Ole Miss												
at Tennessee												
at Mississippi State												
South Carolina												

JASPER'S MISCELLANEOUS STATS

	2018-19	2019-20	2020-21	2021-22	Career
Games with 10+ Pts	6	13	16	3	38
Games with 20+ Pts	0	0	4	0	4
Games 5+ 3s	0	0	2	0	2
Games with 5+ Reb	2	1	5	0	8
Games with 10+ Reb	0	0	0	0	0
Games with 5+ Ast	0	2	3	5	10
Games with 10+ Ast	0	0	0	0	0
Games with 5+ Blk	0	0	0	0	0
Games with 5+ Stl	0	0	0	1	1
Double-Doubles	0	0	0	0	0

CAREER HIGHS

Points	38 vs. Columbus State (2/20/21)
Rebounds	7 (twice)
Field Goals	13 vs. Columbus State (2/20/21)
Field Goals Att.	21 vs. Drexel (3/7/21)
3-Pt. Field Goals	5 (twice)
3-Pt. Field Goals Att.	10 vs. Drexel (3/7/21)
Free Throws	10 vs. Towson (1/2/20)
Free Throws Att.	10 vs. Towson (1/2/20)
Assists	6 (three times)
Steals	5 vs. Nebraska (12/11/21)
Blocks	1 (four times)
Minutes	42 vs. Columbus State (2/20/21)

SEASON	TEAM	GP-GS	MIN/AVG	FG-FGA	FG%	3FG-3FGA	3FG%	FT-FTA	FT%	OFF DEF	TOT	AVG	PF-FO	A	TO	BLK	STL	PTS	AVG
2018-19	CC	33-14	836/25.3	55-139	.396	36-90	.400	32-42	.762	12 59	71	2.2	60-0	42	25	1	24	178	5.4
2019-20	CC	31-30	943/30.4	76-189	.402	36-99	.364	49-55	.891	15 38	53	1.7	64-1	53	26	1	28	237	7.6
2020-21	CC	19-19	623/32.8	108-247	.437	38-110	.345	42-48	.875	15 56	71	3.7	40-1	50	25	2	15	296	15.6
2021-22	AUB	21-21	492/23.4	36-101	.356	17-50	.340	20-25	.800	8 19	27	1.3	42-0	53	17	1	15	109	5.2
TOTAL FOR AUB		21-21	492/23.4	36-101	.356	17-50	.340	20-25	.800	8 19	27	1.3	42-0	53	17	1	15	109	5.2
TOTAL		104-84	2894/27.8	275-676	.407	127-349	.364	143-170	.841	50 172	222	2.1	206-2	198	93	5	82	820	7.9

13


WALKER KESSLER

7-1 • 245

Sophomore • Forward/Center

Newnan, Ga.

Woodward Academy



2021-22 (Sophomore): Kareem Abdul-Jabbar Award Watch List ... Naismith Men's Defensive Player of the Year Watch List ... Second nationally with 85 blocks, which is already No. 3 on Auburn's single-season charts ... Fourth on team averaging 11.3 points while leading team in rebounding (7.7 rpg) and blocks (4.1) ... SEC Co-Player of the Week (1/24) after averaging 17.0 points, 6.5 rebounds and 4.0 blocks in wins over UGA and Kentucky ... Was second honor from SEC this season ... Recorded Auburn's second-ever triple double with 16 points, 11 blocks and 10 rebounds in SEC opening victory against LSU ... USBWA National Player of the Week and SEC Player of the Week (1/4) after his triple-double performance ... Seven double-doubles on season including 17 point and career-high 14 rebounds versus UCF ... Hottest AU player over last five games averaging a team-best 17.6 points, 8.8 rebounds and 4.2 blocks (.712, 38-of-53 during that span) ... Last 12 games shooting 71.7% (71-of-99) while averaig 13.6 ppg ... In SEC games, leads league in field goal percentage (.705), blocks (4.4 bpg) and is tied for fourth in rebounding (8.1 rpg) ... Career-high 21 points vs. Oklahoma ... Last week averaged 17.5 points, 10.5 rebounds and 3.0 blocks while shooting .667 pct from the field.

2020-21 (Freshman, North Carolina): Averaged 4.4 points, 3.2 rebounds and 0.9 blocks ... Shot 57.8 percent from the floor ... Earned co-ACC Freshman of the Week honors for his performances against Marquette on Feb. 24 and Florida State on Feb. 27 ... Scored 94 of his 127 points and made 38 of his 52 field goals in the last 11 games ... Scored in double figures five times with a season-high 20 at home against Florida State ... Grabbed 45 of his 94 rebounds (47.9 percent) on the offensive boards ... First career double-double (16 points and 12 rebounds) and a season-high and UNC freshman record eight blocks in the ACC second round win over Notre Dame ... Set all-time ACC Tournament freshman record with eight blocks (previous: six by Duke's Mike Gminski in 1977 and Wake Forest's Tim Duncan in 1994) ... Previous UNC record for any ACC Tourney game was six by Eric Montross in 1994 ... Made 7 of 11 field goals, had five offensive rebounds and two steals ... Blocked three shots in the home win over Duke ... Season- and game-high 20 points, nine field goals (in 10 attempts), five offensive rebounds, eight rebounds and four blocks in the 78-70 win over ACC-leading Florida State ... Started the second half vs. the Seminoles and went 7 for 7 from the floor for 14 points (four more than his previous game high) in 12:18 of second-half action ... Season-high three assists, all in the first half as UNC built a 48-29 lead, scored 10 points and had two steals against Louisville ... Then-season highs in points (10), rebounds (7) and assists (2) vs. Northeastern ... Had six points and four rebounds in four minutes in college debut vs. Charleston.

HIGH SCHOOL AND PERSONAL: Consensus five-star, top-25 prospect ... ranked 14th overall by ESPN, 22nd by 247 Sports and 24th by Rivals ... tabbed as the No. 1 player in the state of Georgia by ESPN and 247 Sports ... named a McDonald's All-American while playing at Woodward Academy in College Park, Ga. ... led the school to its first state title in its 120-year history ... averaged 17.8 points, 9.3 rebounds, 5.2 blocked shots, 1.3 steals and 1.2 assists as a senior ... earned a plethora of honors, including the Gatorade High School Player of the Year, Georgia's Mr. Basketball and the Atlanta Journal-Constitution's Georgia Player of the Year ... put up career totals of 2,003 points,

1,185 rebounds and 524 blocks as a prep ... also gained experience by participating in the 2019 minicamp for the USA Basketball Men's Junior National Team ... son of Dr. Chad and Andrea Kessler ... was selected as a member of the National Honor Society ... father played basketball at Georgia from 1983-87, scored 675 career points, won Academic All-America honors and was a fifth-round NBA Draft pick by the L.A. Clippers in 1987 ... brother, Houston, played at Georgia from 2013-17 ... uncle, the late Alec Kessler, earned All-SEC honors at Georgia, where he led the Bulldogs to the 1990 SEC championship ... Alec is Georgia's second-leading career scorer and was selected by Houston with the ninth pick in the 1990 NBA Draft.

2021-22 KESSLER GAME-BY-GAME

Opp.	GS	Min.	FG-A	3FG-A	FT-A	O-D-T	PF	A	TO	BLK	STL	PTS
Morehead State	*	25	3-7	0-4	0-2	2-4-6	1	2	1	5	2	6
ULM	*	18	1-3	0-1	0-0	0-4-4	4	0	2	3	0	2
at USF	*	23	2-5	0-1	1-2	2-5-7	0	0	0	4	1	5
vs. UConn	*	24	6-11	1-3	1-1	4-6-10	3	2	1	1	0	14
vs. Loyola Chicago	*	25	5-12	1-3	2-5	5-5-10	2	0	0	5	2	13
vs. Syracuse	*	15	3-3	0-0	0-0	1-2-3	4	0	1	1	0	6
UCF	*	31	8-14	0-3	1-1	4-10-14	2	2	1	6	2	17
Yale	*	8	0-2	0-1	0-0	1-1-2	0	1	1	4	0	0
vs. Nebraska	*	21	2-5	0-1	1-2	2-5-7	3	2	1	1	5	5
North Alabama	*	23	6-8	0-0	2-3	2-6-8	1	1	1	5	1	14
at Saint Louis	*	30	8-12	0-2	3-4	1-8-9	3	1	2	6	1	19
Murray State	*	26	5-7	1-2	2-4	2-5-7	1	0	0	7	0	13
LSU	*	28	6-8	1-1	3-4	3-7-10	3	1	2	11	0	16
at South Carolina	*	28	5-5	0-0	2-2	1-9-10	1	0	1	4	0	12
Florida	*	24	2-5	0-1	2-2	0-8-8	5	1	3	3	0	6
at Alabama	*	12	1-1	0-0	0-0	1-1-2	5	1	3	0	0	2
at Ole Miss	*	32	9-11	0-1	2-2	5-5-10	3	1	0	7	4	20
Georgia	*	27	7-11	0-3	1-2	2-4-6	2	1	0	6	1	15
Kentucky	*	31	8-10	0-0	3-4	2-5-7	3	2	1	2	0	19
at Missouri	*	30	5-10	0-1	3-4	7-5-12	2	0	1	2	0	13
Oklahoma	*	30	9-11	2-4	1-1	4-5-9	1	0	0	4	1	21
Alabama												
at Georgia												
at Arkansas												
Texas A&M												
Vanderbilt												
at Florida												
Ole Miss												
at Tennessee												
at Mississippi State												
South Carolina												

KESSLER'S MISCELLANEOUS STATS

	2020-21	2021-22	Career
Games with 10+ Pts	5	13	18
Games with 20+ Pts	1	2	3
Games 5+ 3s	0	0	0
Games with 5+ Reb	7	17	24
Games with 10+ Reb	1	7	8
Games with 5+ Ast	0	0	0
Games with 10+ Ast	0	0	0
Games with 5+ Blk	1	9	10
Games with 5+ Stl	0	1	1
Double-Doubles	1	6	7
Triple-Doubles	0	1	1

CAREER HIGHS

Points _____ 21 vs. Oklahoma (1/29/22)
 Rebounds _____ 14 vs. UCF (12/1/21)
 Field Goals _____ 9, 3x most recent vs. Oklahoma (1/29/22)
 Field Goals Att. _____ 14 vs. UCF (12/1/21)
 3-Pt. Field Goals _____ 2 vs. Oklahoma (1/29/22)
 3-Pt. Field Goals Att. ___ 4 vs. Oklahoma (1/29/22), Morehead State (11/9/21)
 Free Throws _____ 3 (five times)
 Free Throws Att. _____ 5 (twice)
 Assists _____ 3 vs. Louisville (2/20/21)
 Steals _____ 5 vs. Nebraska (12/11/21)
 Blocks _____ 11 vs. LSU (12/29/21)
 Minutes _____ 32 at Ole Miss (1/15/22)

SEASON	TEAM	GP-GS	MIN/AVG	FG-FGA	FG%	3FG-3FGA	3FG%	FT-FTA	FT%	OFF	DEF	TOT	AVG	PF-FO	A	TO	BLK	STL	PTS	AVG
2020-21	UNC	29-0	254/8.7	52-90	.578	1-4	.250	22-41	.537	45	49	94	3.2	35-0	9	16	25	15	127	4.4
2021-22	AUB	21-21	515/24.5	101-161	.627	6-32	.188	30-45	.667	51	110	161	7.7	48-2	18	22	85	20	238	11.3
TOTAL FOR AUB	21-21	515/24.5	101-161	.627	6-32	.188	30-45	.667	51	110	161	7.7	48-2	18	22	85	20	238	11.3	
TOTAL	50-21	769/15.4	153-251	.610	7-36	.194	52-86	.605	96	159	255	5.1	83-2	27	38	110	35	365	7.3	

22

ALLEN FLANIGAN

6-6 • 215

Junior • Guard

Little Rock, Ark.

Parkview Magnet HS



2021-22 (Junior): Coaches' Preseason All-SEC first team ... Had successful procedure in early September to repair his right Achilles after suffering a non-basketball related trauma ... Made return to lineup versus Murray State on Dec. 22 and started against No. 16 LSU on Dec. 29 ... Averaging 5.8 points and 3.2 rebounds in last five games ... 10 points and 3 assists in 24 minutes against Georgia ... 9.0 points, 4.0 rebounds and 2.5 assists in home wins two weeks ago against UGA/UK ... Season-best 4 assists in win over Oklahoma.

2020-21 (Sophomore): Averaged 14.3 points, 5.5 rebounds, 2.9 assists and 0.9 steals in 30.4 minutes per game ... started all 27 games was the team's primary scoring option ... was the most improved scorer in the SEC after raising his output by 11.1 from 3.2 points per game as a freshman to 14.3 points per tilt as a sophomore ... scoring average ranked 14th in the SEC ... was one of three players in the conference to average 14.0 points, 5.0 rebounds and 2.5 assists per game, joining Tre Mann (Florida) and Trendon Watford (LSU) ... averaged 14.7 points, 5.9 rebounds, 2.9 assists and 1.0 steals per game in league play ... was the only guard to rank in the top 15 in both points and rebounds per game in the SEC during conference play ... shot 45.5 percent from the floor, including 33.8 percent from 3, and 77.6 percent from free throw line ... made the sixth-most free throws in the SEC (97) and attempted the ninth-most free throws (125) ... was one of eight players in the SEC to have at least 350 points, 100 rebounds and 75 assists ... scored in double figures in 22 of team's 27 games, including six games with 20 or more points ... posted first career double-double with 19 points and 10 rebounds in SEC opener against Arkansas (Dec. 28) ... put up a career high 24 points against South Carolina (Jan. 23).

2019-20 (Freshman): Averaged 3.2 points, 2.7 rebounds, 0.4 assists and 0.3 steals in 13.7 minutes per game ... appeared in all 31 games ... earned first career start at Missouri (Feb. 15) ... third-best rebounding guard on the team at 2.7 boards per contest ... pulled down at least four rebounds 10 times, including seven times in SEC play ... was a perfect 4-for-4 and scored eight points in 12 minutes vs. Furman (Dec. 5) ... recorded career-highs in points (12) and rebounds (6) against Georgia (Jan. 11) ... matched career high with six boards in home win vs. Alabama (Feb. 12) ... followed up with six rebounds and hit season-best five free throws at Missouri (Feb. 15) ... posted nine points and five rebounds in 22 minutes at Tennessee (March 7).

HIGH SCHOOL AND PERSONAL: Labeled as a four-star by ESPN and a three-star by Rivals and 247Sports ... selected as the No. 1 player in Arkansas by ESPN and No. 3 by 247Sports ... attended Parkview Magnet High School where he played for his grandfather and local legend Alfred Flanigan ... won two state championships ... named the 5A Gatorade Arkansas Player of the Year ... also chosen

as the district's top athlete ... played for the Joe Johnson Hawks in the adidas Gauntlet circuit, averaging 8.4 points, 3.6 rebounds and 1.2 assists per game ... led Hawks to 21-5 record and age division title in the Real Deal in the Rock ... son of Wes and Katrina Flanigan ... has two siblings: Collin and Mike ... father, Wes, was a four-year starter at point guard at Auburn from 1993-97 and is in the top 25 in program history with 1,228 career points ... father, Wes, was also an All-SEC selection in 1996 and is currently an assistant coach at Auburn ... enrolled in the College of Education.

2021-22 FLANIGAN GAME-BY-GAME

Opp.	GS	Min.	FG-A	3FG-A	FT-A	O-D-T	PF	A	TO	BLK	STL	PTS
Morehead State		DNP										
ULM		DNP										
at USF		DNP										
vs. UConn		DNP										
vs. Loyola Chicago		DNP										
vs. Syracuse		DNP										
UCF		DNP										
Yale		DNP										
vs. Nebraska		DNP										
North Alabama		DNP										
at Saint Louis		DNP										
Murray State	12		1-6	0-2	1-2	2-2-4	0	1	0	0	0	3
LSU	*	28	4-8	2-4	0-2	0-6-6	2	1	3	0	3	10
at South Carolina		DNP										
Florida	19		4-5	0-1	0-0	0-3-3	1	1	2	0	1	8
at Alabama	*	26	3-6	0-1	4-4	0-4-4	3	1	2	0	0	10
at Ole Miss	*	30	3-7	0-1	0-0	0-1-1	2	1	1	0	0	6
Georgia	*	24	3-6	2-3	2-2	0-4-4	3	3	2	0	1	10
Kentucky	*	29	2-5	0-2	4-6	0-4-4	1	2	2	0	0	8
at Missouri	*	28	1-6	0-2	0-0	1-3-4	2	1	4	1	1	2
Oklahoma	*	25	1-4	0-1	1-2	0-3-3	1	4	1	0	0	3
Alabama												
at Georgia												
at Arkansas												
Texas A&M												
Vanderbilt												
at Florida												
Ole Miss												
at Tennessee												
at Mississippi State												
South Carolina												

FLANIGAN'S MISCELLANEOUS STATS

	2019-20	2020-21	2021-22	Career
Games with 10+ Pts	1	20	3	24
Games with 20+ Pts	0	5	0	5
Games 5+ 3s	0	0	0	0
Games with 5+ Reb	6	15	1	22
Games with 10+ Reb	0	1	0	1
Games with 5+ Ast	0	5	0	5
Games with 10+ Ast	0	0	0	0
Games with 5+ Blk	0	0	0	0
Games with 5+ Stl	0	0	0	0
Double-Doubles	0	1	0	1

CAREER HIGHS


Points	24 at South Carolina (1/23/21)
Rebounds	10 vs. Arkansas (12/30/20)
Field Goals	8 at Kentucky (2/13/21)
Field Goals Att.	14 (four times)
3-Pt. Field Goals	4 (four times)
3-Pt. Field Goals Att.	7 (five times)
Free Throws	8 vs. Kentucky (1/16/21)
Free Throws Att.	11 vs. Tennessee (2/27/21)
Assists	6 (twice)
Blocks	1 (10 times)
Steals	4 at Arkansas (1/20/21)
Minutes	37 vs. Tennessee (2/27/21)

SEASON	TEAM	GP-GS	MIN/AVG	FG-FGA	FG%	3FG-3FGA	3FG%	FT-FTA	FT%	OFF	DEF	TOT	AVG	PF-FO	A	TO	BLK	STL	PTS	AVG
2019-20	AUB	31-3	424/13.7	39-99	.394	5-35	.143	17-37	.459	24	59	83	2.7	52-0	11	25	4	8	100	3.2
2020-21	AUB	27-27	821/30.4	122-268	.455	44-130	.338	97-125	.776	27	122	149	5.5	62-0	78	89	5	24	385	14.3
2021-22	AUB	9-7	223/24.8	22-53	.415	4-17	.235	12-18	.667	3	30	33	3.7	15-0	15	17	1	6	60	6.7
TOTAL		67-37	1469/21.9	183-420	.436	53-182	.291	126-180	.700	54	211	265	4.0	129-0	104	131	10	38	545	8.1

23

BABATUNDE AKINGBOLA

6-10 • 245
Junior • Center
Ogun, Nigeria
McEachern HS



2021-22 (Junior): Limited minutes off bench, seeing time in six games ... Scored two points against Nebraska ... Last action was versus North Alabama ... Represented Auburn at this year's Southeastern Conference Basketball Leadership Council that was held in September.

2020-21 (Sophomore): Averaged 1.9 points, 2.6 rebounds and 0.9 blocks in 11.0 minutes per game ... appeared in all 27 games off the bench ... blocked a shot in 15 games, including five games with two or more blocked shots ... set career highs in points (seven), rebounds (eight) and minutes played (26) in the season opener against Saint Joseph's (Nov. 26) ... also made first career 3-pointer in that game ... swatted a career-high five shots in only eight minutes against Missouri (Jan. 26) ... was the only player in the country to have at least five blocks in eight or fewer minutes during the 2020-21 campaign and one of just five players to accomplish the feat in the last decade ... grabbed multiple rebounds in 12 of his last 15 games ... named to the SEC Academic Honor Roll.

2019-20 (Freshman): Averaged 0.2 points, 0.3 rebounds and 0.4 blocks in 2.3 minutes per game ... appeared in 13 games off the bench, including five in SEC play ... blocked a pair of shots in the first minute his career minute at South Alabama (Nov. 12) ... pulled down a pair of rebounds in five minutes of action vs. New Mexico (Nov. 25) ... scored his first career points with a dunk against Lipscomb (Dec. 29) ... saw a career-high six minutes in regular-season finale at Tennessee (March 7) and blocked a shot.

HIGH SCHOOL AND PERSONAL: Labeled as a four-star prospect by Rivals and a three-star by 247Sports and ESPN ... tabbed as the No. 15 player in Georgia by 247Sports and ESPN ... played at McEachern High School ... was a two-time all-state selection ... team made the Final Four ... averaged 6.0 points, 6.1 rebounds, 3.0 blocks and 1.1 assists per game ... competed with Athletes of Tomorrow on the Nike EYBL circuit ... had 70 rebounds to go along with 27 blocks and shot 56 percent from the floor in 10 games for AOT during Nike 17U circuit ... led team to third-place finish at the 45th annual City of Palms Classic ... son of Akintayo and Temitayo Akingbola ... has four sisters: Yinka, Laide, Kemi and Lola ... goes by the nickname "Stretch" ... enrolled in the Harbert College of Business.

2021-22 AKINGBOLA GAME-BY-GAME												
Opp.	GS	Min.	FG-A	3FG-A	FT-A	O-D-T	PF	A	TO	BLK	STL	PTS
Morehead State	2		0-0	0-0	0-0	0-0-0	0	0	0	0	0	0
ULM		DNP										
at USF		DNP										
vs. UConn	1		0-0	0-0	0-0	0-0-0	0	0	0	0	0	0
vs. Loyola Chicago		DNP										
vs. Syracuse		DNP										
UCF		DNP										
Yale	8		0-2	0-2	0-0	0-2-2	1	0	1	3	0	0
vs. Nebraska	5		1-2	0-1	0-0	0-2-2	0	1	0	0	0	2
North Alabama	3		0-2	0-0	0-0	0-1-1	1	0	1	0	0	0
at Saint Louis		DNP										
Murray State		DNP										
LSU		DNP										
at South Carolina		DNP										
Florida		DNP										
at Alabama		DNP										
at Ole Miss		DNP										
Georgia		DNP										
Kentucky		DNP										
at Missouri		DNP										
Oklahoma		DNP										
Alabama												
at Georgia												
at Arkansas												
Texas A&M												
Vanderbilt												
at Florida												
Ole Miss												
at Tennessee												
at Mississippi State												
South Carolina												

CAREER HIGHS	
Points	7 vs. Saint Joseph's (11/26/20)
Rebounds	8 vs. Saint Joseph's (11/26/20)
Field Goals	2 (five times)
Field Goals Att.	5 vs. Saint Joseph's (11/26/20)
3-Pt. Field Goals	1 vs. Saint Joseph's (11/26/20)
3-Pt. Field Goals Att.	2 vs. Yale (12/4/21)
Free Throws	2 (three times)
Free Throws Att.	5 vs. Saint Joseph's (11/26/20)
Assists	2 vs. Appalachian State (12/22/20)
Blocks	5 vs. Missouri (1/26/21)
Steals	2 (twice)
Minutes	26 vs. Saint Joseph's (11/26/20)

AKINGBOLA'S MISCELLANEOUS STATS	2019-20	2020-21	2021-22	Career
	Games with 10+ Pts	0	0	0
Games with 20+ Pts	0	0	0	0
Games 5+ 3s	0	0	0	0
Games with 5+ Reb	0	4	0	4
Games with 10+ Reb	0	0	0	0
Games with 5+ Ast	0	0	0	0
Games with 10+ Ast	0	0	0	0
Games with 5+ Blk	0	1	0	1
Games with 5+ Stl	0	0	0	0
Double-Doubles	0	0	0	0

SEASON	TEAM	GP-GS	MIN/AVG	FG-FGA	FG%	3FG-3FGA	3FG%	FT-FTA	FT%	OFF	DEF	TOT	AVG	PF-FO	A	TO	BLK	STL	PTS	AVG
2019-20	AUB	13-0	29/2.3	1-4	.250	0-1	.000	0-0	.000	1	3	4	0.3	7-0	2	3	5	0	2	0.2
2020-21	AUB	27-0	295/10.9	21-44	.477	1-4	.250	8-23	.348	35	34	69	2.6	49-0	5	16	25	9	51	1.9
2021-22	AUB	5-0	18/3.7	1-6	.167	0-3	.000	0-0	.000	0	5	5	1.0	2-0	1	2	3	0	2	0.4
TOTAL		45-0	343/7.6	23-54	.426	1-8	.125	8-23	.348	36	42	78	1.7	58-0	8	21	33	9	55	1.2

24



LIOR BERMAN

6-4 • 215

Junior • Guard
Birmingham, Ala.
Mountain Brook HS

2021-22 (Junior): Increased role off bench ... Averaging 2.7 points and 10.6 minutes in 15 games ... Connected on 8-of-16 three pointers, the best percentage from long range on the team ... Career-best 8 points on 3-of-6 shooting against Nebraska ... Hit multiple three pointers in three games ... Missed last five games with injury.

2020-21 (Sophomore): Averaged 1.2 points in 2.7 minutes per game ... appeared in 11 games off the bench, including eight in SEC play ... shot 36.4 percent from beyond the arc ... first career points came on a 3-pointer vs. Troy (Dec. 19) ... scored a career-high six in 2-of-4 from shooting from downtown at South Carolina (Jan. 23) ... buried a 3 and completed a 4-point play at Alabama (March 2) ... named to the SEC Academic Honor Roll.

2019-20 (Freshman): Appeared in two games off the bench ... first career action came against CSUN (Nov. 15) ... also appeared vs. Colgate (Nov. 18) ... named to AD Honor Roll after maintaining a 3.5 or higher combined GPA for the previous spring and fall semesters.

HIGH SCHOOL AND PERSONAL: Played at Mountain Brook High School under head coach Bucky McMillan ... led team to No. 5 national ranking by USA Today and MaxPreps during senior season ... selected to the state finals all-tournament team, all-region team and all-area team ... won three state championships during sophomore, junior and senior campaigns ... team went 95-13 in three years as a starter ... also competed at the 2017 World Maccabiah Games where he won a gold medal with Team USA ... son of Elan and Jennifer Berman ... has two siblings: Josie and Lev ... grandfather, Floyd Berman, ran track and played lacrosse at Virginia ... uncle, Dan Berman, played baseball at Brandeis ... grandfather, Eddie Phillips, played football at East Mississippi ... enrolled in the College of Architecture, Design, and Construction.

2021-22 BERMAN'S GAME-BY-GAME

Opp.	GS	Min.	FG-A	3FG-A	FT-A	O-D-T	PF	A	TO	BLK	STL	PTS
Morehead State	7	1-3	0-2	0-0	0-0-0	0	0	0	0	0	0	2
ULM	3	0-0	0-0	0-0	0-0-0	0	0	0	0	0	0	0
at USF	9	1-2	0-0	0-0	3-0-3	0	1	0	0	0	0	2
vs. UConn	DNP											
vs. Loyola Chicago	8	1-1	0-0	0-0	0-1-1	2	0	0	0	0	0	2
vs. Syracuse	8	2-3	2-2	0-0	0-0-0	2	0	0	0	0	0	6
UCF	13	2-3	2-2	0-0	1-1-2	3	0	0	0	0	0	6
Yale	12	0-4	0-1	0-0	0-1-1	1	0	2	0	1	0	0
vs. Nebraska	19	3-6	2-3	0-0	0-0-0	1	1	0	0	0	1	8
North Alabama	17	1-4	0-0	0-0	2-2-4	1	1	0	1	1	1	2
at Saint Louis	16	2-2	1-1	0-1	1-0-1	4	0	0	0	0	0	5
Murray State	13	1-2	1-1	0-0	0-0-0	2	1	0	0	0	1	3
LSU	9	1-3	0-1	0-0	1-1-2	0	0	0	0	0	0	2
at South Carolina	11	1-3	0-1	0-0	0-0-0	1	1	0	0	0	0	2
Florida	6	0-1	0-1	0-0	0-0-0	0	0	1	0	1	0	0
at Alabama	2	0-1	0-1	0-0	0-0-0	0	0	0	0	0	0	0
at Ole Miss	DNP											
Georgia	DNP											
Kentucky	DNP											
at Missouri	DNP											
Oklahoma	DNP											
Alabama												
at Georgia												
at Arkansas												
Texas A&M												
Vanderbilt												
at Florida												
Ole Miss												
at Tennessee												
at Mississippi State												
South Carolina												

CAREER HIGHS

Points	8 vs. Nebraska (12/11/21)
Rebounds	4 vs. North Alabama (12/14/21)
Field Goals	3 vs. Nebraska (12/11/21)
Field Goals Att.	6 vs. Nebraska (12/11/21)
3-Pt. Field Goals	2 (four times)
3-Pt. Field Goals Att.	4 at South Carolina (1/23/21)
Free Throws	1 at Alabama (3/2/21)
Free Throws Att.	1 (twice)
Assists	1 (five times)
Steals	1 (four times)
Blocks	1 vs. North Alabama (12/14/21)
Minutes	19 vs. Nebraska (12/11/21)

BERMAN'S MISCELLANEOUS STATS

	2020-21	2021-22	Career
Games with 10+ Pts	0	0	0
Games with 20+ Pts	0	0	0
Games 5+ 3s	0	0	0
Games with 5+ Reb	0	0	0
Games with 10+ Reb	0	0	0
Games with 5+ Ast	0	0	0
Games with 10+ Ast	0	0	0
Games with 5+ Blk	0	0	0
Games with 5+ Stl	0	0	0
Double-Doubles	0	0	0

SEASON	TEAM	GP-GS	MIN/AVG	FG-FGA	FG%	3FG-3FGA	3FG%	FT-FTA	FT%	OFF	DEF	TOT	AVG	PF-FO	A	TO	BLK	STL	PTS	AVG
2019-20	AUB	2-0	3/1.4	0-1	.000	0-0	.000	0-0	.000	0	0	0	0.0	0-0	0	0	0	0	0	0.0
2020-21	AUB	11-0	29/2.7	4-12	.333	4-11	.364	1-1	1.000	0	2	2	0.2	1-0	0	0	0	0	13	1.2
2021-22	AUB	15-0	159/10.6	16-38	.421	8-16	.500	0-1	.000	8	6	14	0.9	17-0	5	3	1	5	40	2.7
TOTAL		28-0	191/6.8	20-51	.392	12-27	.444	1-2	.500	8	8	16	0.6	18-0	5	3	1	5	53	1.9

35



DEVAN CAMBRIDGE

6-6 • 215

Junior • Guard

Nashville, Tenn.

Hillcrest Prep (Ariz.)

2021-22 (Junior): Started in 14 games, averaging 6.1 points and 3.5 rebounds on season ... Last two games averaging 5.5 points and 7.0 rebounds ... 13 offensive rebounds in last two games ... Nine offensive rebounds at Missouri (1/25) were most by AU player since Brandon Robinson tied a school record with 11 on Jan. 5, 2002 against Arkansas ... All nine offensive rebounds came in a 8:57 stretch of second half with first coming at 11:46 remaining in the game ... Averaged 11.0 points and 4.4 rebounds in five-game stretch in late November-early December ... Double-double performance of 10 points and 10 rebounds versus Yale.

2020-21 (Sophomore): Averaged 8.9 points, 3.6 rebounds, 0.9 steals, 0.7 assists and 0.6 blocks in 25.3 minutes per game ... appeared in all 27 games and earned 19 starts ... scored in double figures 14 times, including 11 of his last 16 games ... more than doubled his scoring output from a season ago, improving from 4.2 points per game as a freshman to 8.9 points per contest as a sophomore ... averaged 9.9 points, 3.7 rebounds and 1.1 steals per game during SEC play ... finished third on the team with 41 3-pointers made ... knocked down three or more 3s in a game six times with five coming against SEC foes ... in his first collegiate start, posted first career double-double with 13 points and a career-high 10 rebounds against Saint Joseph's (Nov. 26) ... blocked a career-high five shots in win over Georgia on (Jan. 13) ... with Jaylin Williams, became only set of teammates in Division I to block at least five shots in the same game this in 2020-21 ... posted season-high 16 points against Ole Miss (Feb. 6) ... SEC Academic Honor Roll.

2019-20 (Freshman): Averaged 4.2 points, 2.3 rebounds, 0.4 blocks and 0.4 steals in 13.2 minutes per game ... played in all 31 games off the bench ... led team in blocks and steals three times and scoring once ... played 10-plus minutes 17 times ... was team's second-best three-point shooter at 37 percent (27-of-73) ... scored career-high 26 points on 10-of-14 shooting vs. South Carolina (Jan. 22) ... 26 points were the most points scored by an Auburn freshman since Danjel Purifoy scored 27 points in back-to-back games in 2016 ... knocked down career-high seven 3-pointers en route to 21 points against LSU (Feb. 8) ... scored four or more points in 12 games and had at least eight points in four of his last eight games ... pulled down four or more rebounds in seven games with five heading into SEC play ... racked up a block or a steal 15 times ... named to AD Honor Roll after maintaining a 3.5 or higher combined GPA for the previous spring and fall semesters.

HIGH SCHOOL AND PERSONAL: Three-star prospect by Rivals and 247Sports ... tabbed as the No. 8 player in the state of Arizona by 247Sports ... averaged 13 points, 6.5 rebounds, 2.3 blocks and 1.7 steals in 22 games during senior season for Hillcrest Prep in Phoenix, Ariz ... Shot 49 percent from the field, including 38 percent from three ... played on the Nike EYBL circuit with Athletes of Tomorrow, averaging 15.1 points, 5.1 rebounds, 1.3 assists and 1.3 blocks per game in 13 games

... son of Desmond Cambridge and Teon Cotton ... six siblings: Desmond Jr., Jalon, Jalon, Jasiah, Jordyn and Kennedy ... father, Desmond Sr., was all-conference player at Alabama A&M where he set NCAA record for steals in a season (160) while also averaging 20.7 points per game ... brother, Desmond Jr., plays basketball at Nevada ... enrolled in the College of Education.

2021-22 CAMBRIDGE GAME-BY-GAME

Opp.	GS	Min.	FG-A	3FG-A	FT-A	O-D-T	PF	A	TO	BLK	STL	PTS
Morehead State	*	24	4-7	1-3	2-2	2-2-4	0	1	0	0	0	11
ULM	*	19	1-6	0-4	0-0	1-2-3	1	0	0	0	0	2
at USF	*	30	3-10	0-6	0-0	1-1-2	3	3	1	0	0	6
vs. UConn	*	22	2-4	1-2	1-2	1-1-2	2	0	2	0	2	6
vs. Loyola Chicago	*	26	3-4	1-2	0-0	0-2-2	4	1	1	1	2	7
vs. Syracuse	*	24	4-8	2-5	0-0	2-3-5	2	2	2	1	2	10
UCF	*	22	3-8	2-6	0-0	1-1-2	2	0	1	1	1	8
Yale	*	22	3-9	2-6	2-2	3-7-10	1	1	0	1	0	10
vs. Nebraska	*	22	6-8	2-3	0-0	0-0-0	1	2	0	0	0	14
North Alabama	*	25	4-5	2-2	3-4	1-4-5	2	0	1	0	1	13
at Saint Louis	*	20	0-2	0-1	0-0	1-1-2	3	1	2	0	1	0
Murray State	*	20	2-5	1-4	2-2	1-1-2	3	0	3	0	1	7
LSU	DNP											
at South Carolina	*	25	1-4	1-2	1-3	1-4-5	1	0	0	0	1	4
Florida	*	16	2-4	0-0	0-0	1-1-2	0	0	1	0	0	4
at Alabama	*	14	2-3	0-1	0-0	1-4-5	2	0	1	1	0	4
at Ole Miss		12	0-3	0-3	1-2	1-0-1	1	0	0	0	0	1
Georgia		18	1-6	0-3	0-0	0-2-2	2	1	0	0	0	2
Kentucky		12	1-1	0-0	0-0	0-1-1	0	1	0	0	0	2
at Missouri		19	2-8	0-2	0-2	9-0-9	0	0	1	0	0	4
Oklahoma		18	2-3	0-1	3-3	4-1-5	2	2	0	1	0	7
Alabama												
at Georgia												
at Arkansas												
Texas A&M												
Vanderbilt												
at Florida												
Ole Miss												
at Tennessee												
at Mississippi State												
South Carolina												

CAMBRIDGE'S MISCELLANEOUS STATS

	2019-20	2020-21	2021-22	Career
Games with 10+ Pts	4	14	5	23
Games with 20+ Pts	2	0	0	2
Games 5+ 3s	2	1	0	3
Games with 5+ Reb	3	8	7	18
Games with 10+ Reb	0	1	1	2
Games with 5+ Ast	0	0	0	0
Games with 10+ Ast	0	0	0	0
Games with 5+ Blk	0	1	0	1
Games with 5+ Stl	0	0	0	0
Double-Doubles	0	1	1	2

CAREER HIGHS

Points	26 vs. South Carolina (1/22/20)
Rebounds	10 (twice)
Field Goals	10 vs. South Carolina (1/22/20)
Field Goals Att.	17 vs. Tennessee (2/27/21)
3-Pt. Field Goals	7 vs. LSU (2/8/20)
3-Pt. Field Goals Att.	11 vs. South Alabama (12/4/20)
Free Throws	4 (three times)
Free Throws Att.	8 vs. Saint Joseph's (11/26/20)
Assists	3 (twice)
Blocks	5 at Georgia (1/13/21)
Steals	3 (three times)
Minutes	38 vs. Ole Miss (2/6/21)

SEASON	TEAM	GP-GS	MIN/AVG	FG-FGA	FG%	3FG-3FGA	3FG%	FT-FTA	FT%	OFF	DEF	TOT	AVG	PF-FO	A	TO	BLK	STL	PTS	AVG
2019-20	AUB	31-0	408/13.2	49-115	.426	27-79	.342	5-18	.278	20	51	71	2.3	34-0	4	22	11	12	130	4.2
2020-21	AUB	27-19	683/25.3	86-229	.376	41-143	.287	28-48	.583	28	69	97	3.6	46-0	20	37	15	24	241	8.9
2021-22	AUB	20-14	414/20.7	46-107	.430	15-55	.273	15-22	.682	31	38	69	3.5	32-0	15	16	6	11	122	6.1
TOTAL		78-33	1505/19.3	181-451	.401	83-277	.300	48-88	.545	79	158	237	3.0	112-0	39	75	32	47	493	6.3

44

DYLAN CARDWELL

6-11 • 250
 Sophomore • Center
 Augusta, Ga.
 McEachern HS



2021-22 (Sophomore): Action in all 21 games, averaging 11.6 minutes off the bench ... Averaging 2.7 points, 3.1 rebounds and 1.5 blocks ... Second on team with 32 blocked shots and 36 offensive rebounds ... Season-high seven rebounds against ULM and Florida ... Four points, four boards and three blocks against Georgia ... Streak of 14 consecutive games with a blocked shot snapped at Missouri ... Eight of last nine rebounds have come off the offensive glass.

2020-21 (Freshman): Averaged 3.8 points, 3.6 rebounds, 0.6 blocks and 0.5 assists in 15.1 minutes per game ... played in all 27 games off the bench ... shot a team-best 70.5 percent from the floor ... shooting percentage was third-highest among SEC players who have attempted at least 50 shots ... was the only player in the country to shoot better than 70 percent from the floor and total at least 90 rebounds and 15 blocks in 2020-21 ... led the team with 49 offensive rebounds ... pulled down four-plus rebounds in 14 games, including a career-high eight boards against Kentucky (Jan. 16) ... recorded career-high three steals vs. Georgia (Jan. 13) ... scored career-high 10 points on 5-of-7 shooting against Ole Miss (Feb. 6) ... made first career 3-pointer on a fadeaway shot as the shot clock was expiring in the season finale vs. Mississippi State (March 6).

HIGH SCHOOL AND PERSONAL: Tabbed as a 4-star prospect by Rivals and a 3-star prospect by 247Sports and ESPN ... ranked 125th overall in the 2020 class by Rivals and 151st by 247Sports ... chosen as a top-15 player in the state of Georgia by 247Sports (13) and ESPN (14) ... listed as the No. 15 center by Rivals and the No. 25 center by 247Sports ... tabbed as the 56th-best player in his region by ESPN ... played two seasons at Oak Hill Academy (Va.) before transferring back to McEachern High School (Ga.) for senior season ... averaged 3.8 points and 3.8 rebounds, while shooting 68 percent from the floor as a junior ... on the AAU circuit, played for Athletes of Tomorrow ... averaged 6.7 points, 8.7 rebounds and 2.2 blocks per game on the Nike EYBL circuit ... at the 2019 Peach Jam, averaged 5.2 points, seven rebounds and 2.5 blocks per contest.

2021-22 CARDWELL GAME-BY-GAME

Opp.	GS	Min.	FG-A	3FG-A	FT-A	O-D-T	PF	A	TO	BLK	STL	PTS
Morehead State	12	1-1	0-0	0-0	1-1-2	1	0	0	1	2	2	2
ULM	15	1-3	0-0	0-0	4-3-7	2	1	0	2	2	2	2
at USF	9	0-0	0-0	0-0	2-0-2	0	0	1	1	0	0	0
vs. UConn	7	0-0	0-0	0-0	1-0-1	1	0	0	0	0	0	0
vs. Loyola Chicago	9	1-1	0-0	0-0	0-2-2	1	0	0	0	1	2	2
vs. Syracuse	17	3-3	0-0	0-0	3-3-6	3	0	0	1	0	6	6
UCF	7	0-0	0-0	0-0	1-1-2	4	1	0	1	1	0	0
Yale	16	5-6	0-0	0-0	4-2-6	1	2	1	3	0	10	10
vs. Nebraska	11	1-2	0-0	0-0	2-1-3	0	0	1	2	0	2	2
North Alabama	14	1-2	0-0	0-0	1-3-4	2	1	0	3	1	2	2
at Saint Louis	9	1-2	0-0	0-0	1-2-3	2	1	0	2	0	2	2
Murray State	12	2-3	0-0	0-0	2-2-4	2	1	0	1	0	4	4
LSU	12	0-1	0-0	0-2	1-0-1	1	0	1	2	0	0	0
at South Carolina	11	2-2	0-0	1-2	0-0-0	2	2	0	1	4	5	5
Florida	13	0-1	0-0	0-0	3-4-7	3	1	0	2	1	0	0
at Alabama	18	3-4	0-0	0-0	2-4-6	2	0	1	4	0	6	6
at Ole Miss	7	0-1	0-0	0-0	0-0-0	1	2	0	2	0	0	0
Georgia	13	2-2	0-0	0-0	3-1-4	4	0	2	3	1	4	4
Kentucky	9	0-1	0-0	0-0	1-0-1	0	0	1	1	0	0	0
at Missouri	7	1-2	0-0	0-0	1-0-1	3	0	1	0	0	2	2
Oklahoma	10	4-5	0-0	0-0	3-0-3	3	0	0	0	0	8	8
Alabama												
at Georgia												
at Arkansas												
Texas A&M												
Vanderbilt												
at Florida												
Ole Miss												
at Tennessee												
at Mississippi State												
South Carolina												

CAREER HIGHS

Points	10 vs. Ole Miss (2/6/21), vs. Yale (12/4/21)
Rebounds	8 vs. Kentucky (1/16/21)
Field Goals	5 vs. Ole Miss (2/6/21)
Field Goals Att.	7 (twice)
3-Pt. Field Goals	1 vs. Mississippi State (3/6/21)
3-Pt. Field Goals Att.	1 vs. Mississippi State (3/6/21)
Free Throws	6 vs. Missouri (1/26/21)
Free Throws Att.	7 vs. Missouri (1/26/21)
Assists	3 vs. Saint Joseph's (11/26/20)
Blocks	4 at Alabama (1/11/22)
Steals	4 at South Carolina (1/4/22)
Minutes	29 vs. Ole Miss (2/6/21)

CARDWELL'S MISCELLANEOUS STATS

	2020-21	2021-22	Career
Games with 10+ Pts	1	1	2
Games with 20+ Pts	0	0	0
Games 5+ 3s	0	0	0
Games with 5+ Reb	8	5	13
Games with 10+ Reb	0	0	0
Games with 5+ Ast	0	0	0
Games with 10+ Ast	0	0	0
Games with 5+ Blk	0	0	0
Games with 5+ Stl	0	0	0
Double-Doubles	0	0	0

SEASON	TEAM	GP-GS	MIN/AVG	FG-FGA	FG%	3FG-3FGA	3FG%	FT-FTA	FT%	OFF	DEF	TOT	AVG	PF-FO	A	TO	BLK	STL	PTS	AVG
2020-21	AUB	27-0	409/15.1	43-61	.705	1-1	1.000	16-28	.571	49	49	98	3.6	57-1	13	41	17	12	103	3.8
2021-22	AUB	21-0	243/11.6	28-42	.667	0-0	.000	1-4	.250	36	29	65	3.1	38-0	12	9	32	13	57	2.7
TOTAL		48-0	652/13.6	71-103	.689	1-1	1.000	17-32	.531	85	78	163	3.4	95-1	25	50	49	25	160	3.3

2021-22 SEASON STATISTICS



2021-22 Auburn Men's Basketball Combined Team Statistics All games

Game Records

Record	Overall	Home	Away	Neutral
ALL GAMES	20-1	11-0	6-0	3-1
CONFERENCE	8-0	4-0	4-0	0-0
NON-CONFERENCE	12-1	7-0	2-0	3-1

Score by Periods

Team	1st	2nd	OT	TOT
Auburn	797	851	26	1674
Opponents	658	684	32	1374

Team Box Score

No.	Player	GP-GS		MIN	AVG	Total		3-Point		F-Throw		Rebounds				PF				PTS	AVG		
		GP	GS			FG-FGA	FG%	3FG-3FGA	3FG%	FT-FTA	FT%	OFF	DEF	TOT	AVG	PF	DQ	A	TO			BLK	STL
10	SMITH, Jabari	21	21	578:11	27.5	109-249	.438	44-109	.404	65-80	.813	15	127	142	6.8	38	1	40	35	23	28	327	15.6
0	JOHNSON, K.D.	21	18	553:22	26.4	87-209	.416	35-99	.354	69-99	.697	11	42	53	2.5	53	0	28	31	0	45	278	13.2
1	GREEN JR., Wendell	21	3	534:59	25.5	83-217	.382	38-112	.339	51-60	.850	11	66	77	3.7	40	0	104	46	0	33	255	12.1
13	KESSLER, Walker	21	21	515:14	24.5	101-161	.627	6-32	.188	30-45	.667	51	110	161	7.7	48	2	18	22	85	20	238	11.3
22	FLANIGAN, Allen	9	7	223:06	24.8	22-53	.415	4-17	.235	12-18	.667	3	30	33	3.7	15	0	15	17	1	6	60	6.7
2	WILLIAMS, Jaylin	20	0	316:47	15.8	53-107	.495	8-32	.250	17-22	.773	17	35	52	2.6	33	0	18	19	13	8	131	6.6
35	CAMBRIDGE, Devan	20	14	413:33	20.7	46-107	.430	15-55	.273	15-22	.682	31	38	69	3.5	32	0	15	16	6	11	122	6.1
12	JASPER, Zep	21	21	491:47	23.4	36-101	.356	17-50	.340	20-25	.800	8	19	27	1.3	42	0	53	17	1	15	109	5.2
44	CARDWELL, Dylan	21	0	242:55	11.6	28-42	.667	0-0	.000	1-4	.250	36	29	65	3.1	38	0	12	9	32	13	57	2.7
24	BERMAN, Lior	15	0	158:50	10.6	16-38	.421	8-16	.500	0-1	.000	8	6	14	0.9	17	0	5	3	1	5	40	2.7
5	MOORE, Chris	16	0	159:32	10.0	15-33	.455	0-5	.000	10-15	.667	15	15	30	1.9	15	0	4	11	4	7	40	2.5
14	COOK, Preston	11	0	15:07	1.4	4-5	.800	3-4	.750	1-2	.500	1	2	3	0.3	1	0	1	0	0	1	12	1.1
25	LEOPARD, Chandler	7	0	11:22	1.6	1-4	.250	1-4	.250	0-0	.000	0	1	1	0.1	0	0	0	0	0	0	3	0.4
23	AKINGBOLA, Babatunde	5	0	18:30	3.7	1-6	.167	0-3	.000	0-0	.000	0	5	5	1.0	2	0	1	2	3	0	2	0.4
21	CRESSMAN, Ty	2	0	02:20	1.2	0-0	.000	0-0	.000	0-0	.000	0	0	0	0.0	0	0	0	0	0	0	0	0.0
33	MAASDORP, Chase	7	0	10:11	1.5	0-0	.000	0-0	.000	0-1	.000	0	0	0	0.0	1	0	1	0	0	0	0	0.0
20	SOBERA, Carter	3	0	05:17	1.8	0-0	.000	0-0	.000	0-2	.000	0	4	4	1.3	1	0	0	1	0	1	0	0.0
Team												48	35	83					11				
Total		21	4251			602-1332	.452	179-538	.333	291-396	.735	255	564	819	39.0	376	3	315	240	169	193	1674	79.7
Opponents		21	4250			472-1206	.391	142-452	.314	288-401	.718	221	514	735	35.0	351	11	229	328	76	140	1374	65.4

Team Statistics

	AUB	OPP
Scoring	1674	1374
Points per game	79.7	65.4
Scoring margin	+14.3	-
Field goals-att	602-1332	472-1206
Field goal pct	.452	.391
3 point fg-att	179-538	142-452
3-point FG pct	.333	.314
3-pt FG made per game	8.5	6.8
Free throws-att	291-396	288-401
Free throw pct	.735	.718
F-Throws made per game	13.9	13.7
Rebounds	819	735
Rebounds per game	39.0	35.0
Rebounding margin	+4.0	-
Assists	315	229
Assists per game	15.0	10.9
Turnovers	240	328
Turnovers per game	11.4	15.6
Turnover margin	+4.2	-
Assist/turnover ratio	1.3	0.7
Steals	193	140
Steals per game	9.2	6.7
Blocks	169	76
Blocks per game	8.0	3.6
Winning streak	17	-
Home win streak	11	-
Attendance	100331	52715
Home games-Avg/Game	11-9121	6-8786
Neutral site-Avg/Game	-	4-2918

Team Results

Date	Opponent	Score	Att.
11/09/2021	Morehead St.	W 77-54	9121
11/12/2021	La.-Monroe	W 93-65	9121
11/19/2021	at South Fla.	W 58-52	4040
11/24/2021	vs UConn	Lot2 109-115	1174
11/25/2021	vs Loyola Chicago	W 62-53	804
11/26/2021	vs Syracuse	W 89-68	1136
12/01/2021	UCF	W 85-68	9121
12/04/2021	Yale	W 86-64	9121
12/11/2021	vs Nebraska	W 99-68	8557
12/14/2021	North Ala.	W 70-44	9121
12/18/2021	at Saint Louis	W 74-70	8012
12/22/2021	Murray St.	W 71-58	9121
12/29/2021	LSU	W 70-55	9121
01/04/2022	at South Carolina	W 81-66	8528
01/08/2022	Florida	W 85-73	9121
01/11/2022	at Alabama	W 81-77	13474
01/15/2022	at Ole Miss	W 80-71	8657
01/19/2022	Georgia	W 83-60	9121
01/22/2022	Kentucky	W 80-71	9121
01/25/2022	at Missouri	W 55-54	10004
01/29/2022	Oklahoma	W 86-68	9121

2021-22 SEASON STATISTICS



2021-22 Auburn Men's Basketball Combined Team Statistics In Conference games

Game Records

Record	Overall	Home	Away	Neutral
ALL GAMES	8-0	4-0	4-0	0-0
CONFERENCE	8-0	4-0	4-0	0-0
NON-CONFERENCE	0-0	0-0	0-0	0-0

Score by Periods

Team	1st	2nd	OT	TOT
Auburn	305	310	0	615
Opponents	250	277	0	527

Team Box Score

No.	Player				Total		3-Point		F-Throw		Rebounds											
		GP-GS	MIN	AVG	FG-FGA	FG%	3FG-3FGA	3FG%	FT-FTA	FT%	OFF	DEF	TOT	AVG	PF	DQ	A	TO	BLK	STL	PTS	AVG
1	GREEN JR., Wendell	8-0	219:55	27.5	35-92	.380	14-44	.318	28-31	.903	4	24	28	3.5	19	0	44	19	0	15	112	14.0
10	SMITH, Jabari	8-8	224:54	28.1	38-90	.422	14-42	.333	20-27	.741	6	38	44	5.5	16	0	12	16	11	5	110	13.8
0	JOHNSON, K.D.	8-8	216:11	27.0	33-70	.471	15-36	.417	26-38	.684	6	20	26	3.3	18	0	11	10	0	20	107	13.4
13	KESSLER, Walker	8-8	214:32	26.8	43-61	.705	1-7	.143	16-20	.800	21	44	65	8.1	23	2	7	11	35	5	103	12.9
22	FLANIGAN, Allen	7-6	186:11	26.6	20-43	.465	4-14	.286	10-14	.714	1	25	26	3.7	14	0	10	16	1	6	54	7.7
2	WILLIAMS, Jaylin	8-0	112:29	14.1	18-35	.514	3-9	.333	8-8	1.000	4	13	17	2.1	9	0	5	7	5	2	47	5.9
12	JASPER, Zep	8-8	161:29	20.2	11-28	.393	6-19	.316	5-6	.833	4	7	11	1.4	15	0	15	6	1	4	33	4.1
35	CAMBRIDGE, Devan	7-2	118:07	16.9	9-28	.321	1-10	.100	2-7	.286	13	12	25	3.6	6	0	2	3	1	1	21	3.0
44	CARDWELL, Dylan	8-0	91:47	11.5	8-14	.571	0-0	.000	1-4	.250	11	9	20	2.5	16	0	5	6	15	6	17	2.1
5	MOORE, Chris	4-0	25:38	6.4	3-6	.500	0-0	.000	1-3	.333	5	4	9	2.3	2	0	0	3	2	1	7	1.8
24	BERMAN, Lior	4-0	29:05	7.3	2-8	.250	0-4	.000	0-0	.000	1	1	2	0.5	1	0	1	1	0	1	4	1.0
14	COOK, Preston	1-0	00:46	0.8	0-0	.000	0-0	.000	0-0	.000	0	0	0	0.0	0	0	0	0	0	0	0	0.0
Team											16	13	29					4				
Total		8	1601		220-475	.463	58-185	.314	117-158	.741	92	210	302	37.8	139	2	112	102	71	66	615	76.9
Opponents		8	1600		183-459	.399	52-170	.306	109-145	.752	86	183	269	33.6	136	4	90	115	31	54	527	65.9

Team Statistics

	AUB	OPP
Scoring	615	527
Points per game	76.9	65.9
Scoring margin	+11.0	-
Field goals-att	220-475	183-459
Field goal pct	.463	.399
3 point fg-att	58-185	52-170
3-point FG pct	.314	.306
3-pt FG made per game	7.3	6.5
Free throws-att	117-158	109-145
Free throw pct	.741	.752
F-Throws made per game	14.6	13.6
Rebounds	302	269
Rebounds per game	37.8	33.6
Rebounding margin	+4.1	-
Assists	112	90
Assists per game	14.0	11.3
Turnovers	102	115
Turnovers per game	12.8	14.4
Turnover margin	+1.6	-
Assist/turnover ratio	1.1	0.8
Steals	66	54
Steals per game	8.3	6.8
Blocks	71	31
Blocks per game	8.9	3.9
Winning streak	8	-
Home win streak	4	-
Attendance	36484	40663
Home games-Avg/Game	4-9121	4-10166
Neutral site-Avg/Game	-	0-0

Team Results

Date	Opponent		Score	Att.
12/29/2021	LSU	W	70-55	9121
01/04/2022	at South Carolina	W	81-66	8528
01/08/2022	Florida	W	85-73	9121
01/11/2022	at Alabama	W	81-77	13474
01/15/2022	at Ole Miss	W	80-71	8657
01/19/2022	Georgia	W	83-60	9121
01/22/2022	Kentucky	W	80-71	9121
01/25/2022	at Missouri	W	55-54	10004

2021-22 BOX SCORES

GAME 9 | #18/21 AUBURN 99, NEBRASKA 68



Official Basketball Box Score - Final
Nebraska at Auburn
12/11/21 State Farm Arena, Atlanta
2021-22 Men's Basketball

Game Time: 11:30 AM
Game Duration: 1:58

Box score table for Game 9: Nebraska vs Auburn. Columns include NO. Name, Min, FG, 3P, FT, Rebounds, Fouls, TP, AS, TO, ST, Blocks, +/-.

Shooting By Period table for Game 9. Columns include 1st FG%, 3PT%, 2nd FG%, 3PT%, GM FG%, 3PT%, FT%, and Dead Ball Rebounds.

Box score table for Game 9: Auburn vs Nebraska. Columns include NO. Name, Min, FG, 3P, FT, Rebounds, Fouls, TP, AS, TO, ST, Blocks, +/-.

Shooting By Period table for Game 9: Auburn vs Nebraska. Columns include 1st FG%, 3PT%, 2nd FG%, 3PT%, GM FG%, 3PT%, FT%, and Dead Ball Rebounds.

Summary table for Game 9: NEB vs AUB. Includes Biggest lead, Best Scoring Run, Lead Changes, Times Tied, Time with Lead, Points from Turnovers, Paint, Second Chance, Fast Breaks, Bench, and Period by Period Scoring.

GAME 10 | #13/14 AUBURN 70, NORTH ALABAMA 44



Official Basketball Box Score - Final
North Ala. at Auburn
12/14/21 Auburn Arena, Auburn
2021-22 Men's Basketball

Game Time: 8:00 PM
Game Duration: 1:50
Attendance: 9,121

Box score table for Game 10: North Ala. vs Auburn. Columns include NO. Name, Min, FG, 3P, FT, Rebounds, Fouls, TP, AS, TO, ST, Blocks, +/-.

Shooting By Period table for Game 10. Columns include 1st FG%, 3PT%, 2nd FG%, 3PT%, GM FG%, 3PT%, FT%, and Dead Ball Rebounds.

Box score table for Game 10: Auburn vs North Ala. Columns include NO. Name, Min, FG, 3P, FT, Rebounds, Fouls, TP, AS, TO, ST, Blocks, +/-.

Shooting By Period table for Game 10: Auburn vs North Ala. Columns include 1st FG%, 3PT%, 2nd FG%, 3PT%, GM FG%, 3PT%, FT%, and Dead Ball Rebounds.

Summary table for Game 10: AUB vs UNB. Includes Biggest lead, Best Scoring Run, Lead Changes, Times Tied, Time with Lead, Points from Turnovers, Paint, Second Chance, Fast Breaks, Bench, and Period by Period Scoring.

GAME 11 | #13/14 AUBURN 74, SAINT LOUIS 70



Official Basketball Box Score - Final
Auburn at Saint Louis
12/18/21 Chaifetz Arena, St. Louis
2021-22 Men's Basketball

Game Time: 8:00 PM
Game Duration: 2:02
Attendance: 8,012

Box score table for Game 11: Auburn vs Saint Louis. Columns include NO. Name, Min, FG, 3P, FT, Rebounds, Fouls, TP, AS, TO, ST, Blocks, +/-.

Shooting By Period table for Game 11. Columns include 1st FG%, 3PT%, 2nd FG%, 3PT%, GM FG%, 3PT%, FT%, and Dead Ball Rebounds.

Box score table for Game 11: Saint Louis vs Auburn. Columns include NO. Name, Min, FG, 3P, FT, Rebounds, Fouls, TP, AS, TO, ST, Blocks, +/-.

Shooting By Period table for Game 11: Saint Louis vs Auburn. Columns include 1st FG%, 3PT%, 2nd FG%, 3PT%, GM FG%, 3PT%, FT%, and Dead Ball Rebounds.

Summary table for Game 11: AUB vs SLU. Includes Biggest lead, Best Scoring Run, Lead Changes, Times Tied, Time with Lead, Points from Turnovers, Paint, Second Chance, Fast Breaks, Bench, and Period by Period Scoring.

GAME 12 | #12/12 AUBURN 71, MURRAY STATE 58



Official Basketball Box Score - Final
Murray St. at Auburn
12/22/21 Auburn Arena, Auburn
2021-22 Men's Basketball

Game Time: 5:00 PM
Game Duration: 1:53
Attendance: 9,121

Box score table for Game 12: Murray St. vs Auburn. Columns include NO. Name, Min, FG, 3P, FT, Rebounds, Fouls, TP, AS, TO, ST, Blocks, +/-.

Shooting By Period table for Game 12. Columns include 1st FG%, 3PT%, 2nd FG%, 3PT%, GM FG%, 3PT%, FT%, and Dead Ball Rebounds.

Box score table for Game 12: Auburn vs Murray St. Columns include NO. Name, Min, FG, 3P, FT, Rebounds, Fouls, TP, AS, TO, ST, Blocks, +/-.

Shooting By Period table for Game 12: Auburn vs Murray St. Columns include 1st FG%, 3PT%, 2nd FG%, 3PT%, GM FG%, 3PT%, FT%, and Dead Ball Rebounds.

Summary table for Game 12: AUB vs MSU. Includes Biggest lead, Best Scoring Run, Lead Changes, Times Tied, Time with Lead, Points from Turnovers, Paint, Second Chance, Fast Breaks, Bench, and Period by Period Scoring.

2021-22 BOX SCORES

GAME 13 | #11/11 AUBURN 70, #16/16 LSU 55



Official Basketball Box Score - Final
LSU at Auburn
12/29/21 Auburn Arena, Auburn
2021-22 Men's Basketball

Game Time: 6:00 PM
Game Duration: 2:16
Attendance: 9,121

Officials: Pat Adams, Bart Lenox, Vladimir Voyard-Tadai

Box score for Game 13: Auburn 70, LSU 55. Includes player stats for Darius Days, Mwan Wilson, Elton Reid, etc.

Box score for Game 14: Auburn 81, South Carolina 66. Includes player stats for Jabari Smith, Walker Kessler, K.D. Johnson, etc.

Summary statistics for Game 13: Biggest lead, Best Scoring Run, Lead Changes, Times Tied, Time with Lead.

GAME 14 | #9/9 AUBURN 81, SOUTH CAROLINA 66



Official Basketball Box Score - Final
Auburn at South Carolina
01/04/22 Colonial Life Arena, Columbia
2021-22 Men's Basketball

Game Time: 6:30 PM
Game Duration: 1:56
Attendance: 8,528

Officials: Anthony Jordan, Byron Jarrett, K.B. Burdett Jr.

Box score for Game 14: Auburn 81, South Carolina 66. Includes player stats for Jabari Smith, Walker Kessler, K.D. Johnson, etc.

Box score for Game 15: Auburn 85, Florida 73. Includes player stats for Anthony Duruji, Colin Castleton, Myreon Jones, etc.

Summary statistics for Game 14: Biggest lead, Best Scoring Run, Lead Changes, Times Tied, Time with Lead.

GAME 15 | #9/9 AUBURN 85, FLORIDA 73



Official Basketball Box Score - Final
Florida at Auburn
01/08/22 Auburn Arena, Auburn
2021-22 Men's Basketball

Game Time: 7:00 PM
Game Duration: 2:07
Attendance: 9,121

Officials: Doug Shows, Steven Anderson, Todd Austin

Box score for Game 15: Auburn 85, Florida 73. Includes player stats for Anthony Duruji, Colin Castleton, Myreon Jones, etc.

Box score for Game 16: Auburn 81, Alabama 77. Includes player stats for Jabari Smith, Walker Kessler, K.D. Johnson, etc.

Summary statistics for Game 15: Biggest lead, Best Scoring Run, Lead Changes, Times Tied, Time with Lead.

GAME 16 | #9/9 AUBURN 81, ALABAMA 77



Official Basketball Box Score - Final
Auburn at Alabama
01/11/22 Coleman Coliseum, Tuscaloosa
2021-22 Men's Basketball

Game Time: 8:00 PM
Game Duration: 2:11
Attendance: 13,474

Officials: Terry Ogesby, Joe Lindsay, Bart Lenox

Box score for Game 16: Auburn 81, Alabama 77. Includes player stats for Jabari Smith, Walker Kessler, K.D. Johnson, etc.

Box score for Game 17: Auburn 85, Florida 73. Includes player stats for Anthony Duruji, Colin Castleton, Myreon Jones, etc.

Summary statistics for Game 16: Biggest lead, Best Scoring Run, Lead Changes, Times Tied, Time with Lead.

2021-22 BOX SCORES

GAME 17 | #9/9 AUBURN 80, OLE MISS 71



Official Basketball Box Score - Final
Auburn at Ole Miss
01/15/22 The Sandy and John Back Pavilion at Ole Miss, Oxford, Miss.
2021-22 Ole Miss Men's Basketball

Game Time: 7:30 PM
Game Duration: 1:55
Attendance: 8,857

Officials: Pat Adams, K.B. Burdett Jr., Patrick Evans

Box score table for Auburn vs Ole Miss. Columns include NO. Name, Min, FG, 3P, FT, Rebounds, Fouls, TP, AS, TO, ST, Blocks, +/-, Shooting By Period, 1st FG%, 3PT%, 2nd FG%, 3PT%, FT%, GM FG%, FT%, Dead Ball Rebounds, and Technical Fouls.

Box score table for Ole Miss vs Auburn. Columns include NO. Name, Min, FG, 3P, FT, Rebounds, Fouls, TP, AS, TO, ST, Blocks, +/-, Shooting By Period, 1st FG%, 3PT%, 2nd FG%, 3PT%, FT%, GM FG%, FT%, Dead Ball Rebounds, and Technical Fouls.

Summary statistics table for Game 17. Includes AU and OM columns for Points from Turnovers, Lead Changes, Times Tied, Time with Lead, Period by Period Scoring, and Bench.

GAME 18 | #2/2 AUBURN 83, GEORGIA 60



Official Basketball Box Score - Final
Georgia at Auburn
01/19/22 Auburn Arena, Auburn
2021-22 Men's Basketball

Game Time: 8:00 PM
Game Duration: 2:04
Attendance: 9,121

Officials: Terry Wynn, Owen Shortt, A.J. Deas

Box score table for Georgia vs Auburn. Columns include NO. Name, Min, FG, 3P, FT, Rebounds, Fouls, TP, AS, TO, ST, Blocks, +/-, Shooting By Period, 1st FG%, 3PT%, 2nd FG%, 3PT%, FT%, GM FG%, FT%, Dead Ball Rebounds, and Technical Fouls.

Box score table for Auburn vs Georgia. Columns include NO. Name, Min, FG, 3P, FT, Rebounds, Fouls, TP, AS, TO, ST, Blocks, +/-, Shooting By Period, 1st FG%, 3PT%, 2nd FG%, 3PT%, FT%, GM FG%, FT%, Dead Ball Rebounds, and Technical Fouls.

Summary statistics table for Game 18. Includes UGA and AUB columns for Points from Turnovers, Lead Changes, Times Tied, Time with Lead, Period by Period Scoring, and Bench.

GAME 19 | #2/2 AUBURN 80, #12/12 KENTUCKY 71



Official Basketball Box Score - Final
Kentucky at Auburn
01/22/22 Auburn Arena, Auburn
2021-22 Men's Basketball

Game Time: 12:00 PM
Game Duration: 2:10
Attendance: 9,121

Officials: Joe Lindsay, Don Daly, Olands Poole

Box score table for Kentucky vs Auburn. Columns include NO. Name, Min, FG, 3P, FT, Rebounds, Fouls, TP, AS, TO, ST, Blocks, +/-, Shooting By Period, 1st FG%, 3PT%, 2nd FG%, 3PT%, FT%, GM FG%, FT%, Dead Ball Rebounds, and Technical Fouls.

Box score table for Auburn vs Kentucky. Columns include NO. Name, Min, FG, 3P, FT, Rebounds, Fouls, TP, AS, TO, ST, Blocks, +/-, Shooting By Period, 1st FG%, 3PT%, 2nd FG%, 3PT%, FT%, GM FG%, FT%, Dead Ball Rebounds, and Technical Fouls.

Summary statistics table for Game 19. Includes UKY and AUB columns for Points from Turnovers, Lead Changes, Times Tied, Time with Lead, Period by Period Scoring, and Bench.

GAME 20 | #1/2 AUBURN 55, MISSOURI 54



Official Basketball Box Score - Final
Auburn at Missouri
01/25/22 Mizou Arena, Columbia
Auburn at Mizou Men's Basketball

Game Time: 7:30 PM
Game Duration: 2:00
Attendance: 10,004

Officials: Byron Jarrett, Todd Austin, Lee Cassell

Box score table for Missouri vs Auburn. Columns include NO. Name, Min, FG, 3P, FT, Rebounds, Fouls, TP, AS, TO, ST, Blocks, +/-, Shooting By Period, 1st FG%, 3PT%, 2nd FG%, 3PT%, FT%, GM FG%, FT%, Dead Ball Rebounds, and Technical Fouls.

Box score table for Auburn vs Missouri. Columns include NO. Name, Min, FG, 3P, FT, Rebounds, Fouls, TP, AS, TO, ST, Blocks, +/-, Shooting By Period, 1st FG%, 3PT%, 2nd FG%, 3PT%, FT%, GM FG%, FT%, Dead Ball Rebounds, and Technical Fouls.

Summary statistics table for Game 20. Includes AUBURN and MIZ columns for Points from Turnovers, Lead Changes, Times Tied, Time with Lead, Period by Period Scoring, and Bench.

2021-22 BOX SCORES

GAME 21 | #1/2 AUBURN 86, OKLAHOMA 68



Official Basketball Box Score - Final
Oklahoma at Auburn
 01/29/22 Auburn Arena, Auburn
 2021-22 Men's Basketball

Game Time: 1:00 PM
 Game Duration: 2:08
 Attendance: 9,121

Officials: Pat Adams, Bart Lenox, K.B. Burdett

Oklahoma - 68

Record: 13-8

NO.	Name	Min	FG			3P			FT			Rebounds			Fouls		TP	AS	TO	ST	Blocks		+/-
			M-A	M-A	M-A	M-A	M-A	M-A	OR	DR	TOT	PF	FD	OR	DR	TOT					BS	BA	
1	Jalen Hill	26:41	0-2	0-1	3-4	2	2	4	3	3	3	2	3	0	1	0	-4						
35	Tanner Groves	22:01	3-8	2-5	5-6	1	1	2	2	3	13	0	1	0	2	1	-6						
0	Jordan Goldwire	32:26	6-10	1-2	6-8	1	2	3	3	5	19	4	1	3	0	-17							
2	Urmoja Gibson	31:38	5-11	2-8	2-3	1	2	3	2	1	14	2	1	1	0	-13							
34	Jacob Groves	25:16	2-7	2-6	0-0	1	4	5	4	2	6	0	1	0	0	-19							
5	Marvin Johnson	02:16	0-2	0-0	0-0	0	1	1	0	0	0	0	0	0	0	1	2						
11	Akol Mawein	02:05	0-0	0-0	0-0	0	0	0	0	1	0	0	0	0	0	0	0						
14	Bijan Cortes	16:31	1-3	0-0	0-0	1	2	3	0	0	2	0	3	1	0	-3							
55	Elijah Harkless	16:13	0-0	0-0	1-2	0	2	2	4	1	1	0	2	0	0	-4							
15	Ethan Chargois	15:54	3-7	1-3	1-2	0	1	1	0	2	8	2	2	1	0	-12							
22	C.J. Noland	07:41	1-2	0-1	0-0	0	0	0	3	0	2	0	0	0	0	-14							
3	Alston Mason	01:18	0-2	0-1	0-0	0	0	0	0	0	0	0	0	1	0	1	0						
Team											2	3	5			0							
Totals			21-54	8-27	18-25	9	20	29	21	18	68	10	14	7	3	6	-18						

Technical Fouls: NONE

Record: 20-1

NO.	Name	Min	FG			3P			FT			Rebounds			Fouls		TP	AS	TO	ST	Blocks		+/-
			M-A	M-A	M-A	M-A	M-A	M-A	OR	DR	TOT	PF	FD	OR	DR	TOT					BS	BA	
10	Jabari Smith	31:41	6-14	2-5	9-10	1	11	12	1	5	23	0	1	2	1	0	25						
13	Walker Kessler	30:24	9-11	2-4	1-1	4	5	9	1	2	21	0	0	1	4	0	24						
0	K.D. Johnson	29:47	3-9	2-5	5-6	0	0	0	2	3	13	2	2	1	0	1	21						
12	Zap Jasper	27:54	3-6	0-2	3-3	0	3	3	2	5	9	1	3	2	0	0	17						
22	Allen Flanigan	24:46	1-4	0-1	1-2	0	3	3	1	1	3	4	1	0	0	0	26						
1	Wendell Green Jr.	17:00	1-8	0-4	0-1	0	2	2	3	1	2	3	2	3	0	-7							
35	Devan Cambridge	18:23	2-3	0-1	3-3	4	1	5	2	3	7	2	0	0	1	0	-3						
44	Dylan Cardwell	09:36	4-5	0-0	0-0	3	0	3	3	1	8	0	0	0	0	-6							
2	Jaylin Williams	07:01	0-3	0-1	0-0	0	1	1	4	0	0	0	0	0	0	-7							
5	Chris Moore	01:18	0-0	0-0	0-0	0	0	0	0	0	0	0	0	1	0	0	0						
14	Preston Cook	01:18	0-0	0-0	0-0	0	1	1	0	0	0	0	0	0	0	0	0						
33	Chase Maasdorp	00:52	0-0	0-0	0-0	0	0	0	0	0	0	0	0	0	0	0	0						
Team											2	0	2			0							
Totals			29-63	6-23	22-26	14	27	41	19	21	86	12	10	9	6	3	18						

Technical Fouls: Cardwell 2nd 15:57

Record: 20-1

	OKL		AUB		Points from	OKL	AUB	Period by Period Scoring			
	1st	2nd	1st	2nd				TOT			
Biggest lead	0 (1 st 20:00)	20 (2 nd 0:21)	9	16	Turnovers	9	16	OKL	27	41	68
Best Scoring Run	5 (1 st 5:12)	8 (2 nd 0:21)	24	38	Paint	24	38	AUB	39	47	86
Lead Changes	0	0	9	17	Second Chance	9	17				
Times Tied	0	0	14	13	Fast Breaks	14	13				
Time with Lead	00:00	39:32	13	17	Bench	13	17				