



## Gregg Ellis, Associate Media Relations Director

Humphrey Coliseum, Room 202 | 55 Coliseum Boulevard

Mississippi State, MS 39762 | Fax: 662.325.3654

Office: 662-325-3595 | Cell: 662-322-0145

E-Mail: gellis@athletics.msstate.edu | www.hailstate.com

Twitter: @HailStateMBK; @msusportsgregg; @RickRay1

Facebook: www.facebook.com/HailStateMBK

## 2013-14 Schedule/Results

## NOVEMBER

8	PRAIRIE VIEW A&M	W, 71-56
14	KENNESAW STATE	W, 78-55
19	MISSISSIPPI VALLEY STATE	W, 94-72
23	at Utah State	L, 87-68
27	JACKSON STATE	W, 58-56

## DECEMBER

1	LOYOLA	W, 65-64
<i>Big 12/SEC Challenge</i>		
5	TCU (ESPNU)	L, 71-61
13	vs. Southeastern Louisiana <sup>^</sup>	W, 68-62
17	FLORIDA A&M	W, 78-65
19	FLORIDA GULF COAST (CSS)	W, 66-53
<i>Las Vegas Classic</i>		
22	vs. South Florida	W, 71-66
23	vs. UNLV (CBS Sports Net)	L, 82-66

## JANUARY

2	MARYLAND EASTERN SHORE	W, 77-63
8	at Kentucky (SEC TV)	L, 85-63
11	OLE MISS (ESPNU)	W, 76-72
15	at Alabama (SEC TV)	L, 80-61
18	TEXAS A&M (SEC TV)	W, 81-72
22	<b>AUBURN (ESPN3)</b>	<b>7 pm</b>
25	at Ole Miss (SEC TV)	3 pm
30	FLORIDA (ESPN or ESPN2)	6 pm

## FEBRUARY

1	at Vanderbilt (FSN)	4 pm
5	at Texas A&M (CSS)	8 pm
8	KENTUCKY (SEC TV)	12:30 pm
12	GEORGIA (FSN)	8 pm
15	at Auburn (SEC TV)	12:30 pm
19	at LSU (SEC TV)	7 pm
22	ARKANSAS (SEC TV)	3 pm
26	TENNESSEE (SEC TV)	7 pm

## MARCH

1	at Missouri (SEC TV)	12:30 pm
5	at Georgia (CSS)	6 pm
8	SOUTH CAROLINA (SEC TV)	3 pm
12-16	SEC Tournament (SEC TV/ABC/ESPNU) TBA	

<sup>^</sup> - Tupelo, Miss (BancorpSouth Arena)

## Game 18 | 7 P.M. | Humphrey Coliseum

MISSISSIPPI STATE  
Bulldogs (12-5, 2-2)

Head Coach: Rick Ray

MSU Record: 22-27, 2nd year

Career Record: Same

Record vs. Auburn: 1-0

AUBURN  
Tigers (8-7, 0-4)

Head Coach: Tony Barbee

Auburn Record: 43-66, 4th year

Career Record: 125-118, 8th year

Record vs. MSU: 2-3

GAME DAY  
AT A GLANCE

When: ..... Wednesday, Jan. 22, 2014

Where: ..... Starkville, Miss.

Venue: ..... Humphrey Coliseum (10,500)

Time: ..... 7 p.m. CT

TV: ..... ESPN3

Talent: Dave Weekley, Daymeon Fishback

Sirius/XM: ..... 134/200

Series: ..... Auburn leads, 72-66

Last Meeting: ..... MSU, 74-71 OT

Last 10 Overall: ..... Tied, 5-5

Last 10 In Starkville: ..... MSU, 9-1

## WHAT TO NOTE AS MSU PLAYS AUBURN . . .

- ✓ Mississippi State has defeated Auburn four times in a row at home and 12 out of the last 13 at Humphrey Coliseum.
- ✓ The Bulldogs are looking to start at least 3-2 in SEC play for the second time in three years.
- ✓ Against Texas A&M, MSU won its third-straight overtime game dating back to last year.
- ✓ Overall, MSU is 60-49 in overtime games, now 1-1 against Texas A&M. With Rick Ray at the helm, MSU is 3-1.
- ✓ MSU rallied from 10 down to beat Texas A&M, its largest deficit to overcome in a win since rallying from 13 down to beat Vanderbilt on Jan. 21, 2012.
- ✓ After suffering a concussion six minutes into the Alabama game, freshman point guard **I.J. Ready** didn't play at all against Texas A&M. His status is day-to-day.
- ✓ In all four SEC games, MSU has allowed an opposing player to score 20-plus points.
- ✓ The Bulldogs shot 52.7 percent against A&M, their highest in an SEC game since shooting 60.4 percent (29-48) against Auburn on Feb. 2, 2012.
- ✓ The 81 points and 52.7 percent shooting were highs this year against the Aggies, who entered the game 12th and 11th nationally in those categories, respectively.
- ✓ On the year, Mississippi State is 9-1 when leading at the half and 9-0 when out-rebounding opponents.
- ✓ The Bulldogs are second in the SEC and are 12th nationally with 9.3 steals per game. MSU has recorded 10 or more steals in eight of its games, including 11 against Texas A&M.
- ✓ **Craig Sword** is 5th in the SEC with 2.1 steals per game. The sophomore guard has also scored in double-digits 15 times.

## MISSISSIPPI STATE PROJECTED STARTING 5

## G.6-5.204.SO

1 Fred Thomas



Pts.: 8.1  
Rbs.: 3.3  
Assts.: 1.4  
Stl.: 1.3

## F.6-8.217.SR


3 Colin Borchert



Pts.: 10.2  
Rbs.: 4.3  
Assts.: 1.6  
Blks.: 1.3

## G.5-11.165.Fr

15 I.J. Ready



Pts.: 5.8  
Rbs.: 1.3  
Assts.: 3.3  
Stl.: 1.3

## F.6-9.262.S0


20 Gavin Ware



Pts.: 11.5  
Rbs.: 8.9  
Blks.: 0.4  
Stl.: 0.9

## G.6-3.193.S0

32 Craig Sword



Pts.: 15.0  
Rbs.: 3.6  
Assts.: 2.5  
Stl.: 2.1

## COMPARISONS AND NOTES

2013-14 STATS	PPG	FG%	3FG%	FT%	RB	RBM	A	S	B	T	TM
MSU (12-5, 2-2)	70.7/68.3	.455/.434	.291/.323	.653/.719	34.3/34.9	-0.6	12.8/12.1	9.3/5.6	2.9/2.9	13.9/16.2	+2.3
Auburn (8-7, 0-4)	73.6/70.7	.453/.428	.333/.384	.678/.661	35.8/34.7	+1.1	13.0/13.4	5.9/6.1	5.0/3.3	12.5/12.9	+0.4

Leaders	Scoring	Rebounds	Assists	Steals	Blocks
MSU	Craig Sword (15.0)	Gavin Ware/8.9	I.J. Ready/3.3	Craig Sword/2.1	Colin Borchert/1.3
Auburn	Chris Denson/19.5	Asaunh Dixon-Tatum/5.9	Tahj Shamsid-Deen/3.3	Allen Payne/1.1	Asaunh Dixon-Tatum/1.9

## OVERTIME . . . AGAIN

For the second-year in a row at Humphrey Coliseum, Mississippi State and Texas A&M went into overtime.

Last year in the first meeting with both teams as SEC members, the Aggies claimed a 55-49 win. Saturday, though, the Bulldogs rallied from 10 down to win, 81-72.

It was the 109th overtime game for MSU, which is 60-49 all-time.

## READY FOR 3

When it comes to freshmen in the SEC, few are better beyond the arc than **I.J. Ready**.

In fact, there is no one better with four or more attempts.

In that category, Ready is tops at 47.6 percent shooting (10-21).

Due to a concussion, Ready didn't play against TAMU.

## NO SOPHOMORE SLUMPS

Mississippi State hasn't experienced any sophomore slumps this season.

In fact, it's been the sophomores who have carried this team.

To date, the second-year players are accounting for 48.3 percent of the scoring. Next is the junior class at 21.5 percent.

## FREE THROW IMPROVEMENT

In its first 11 games of the season, Mississippi State was shooting just 63.0 percent at the foul line. But in the last six games, the Bulldogs have improved drastically.

During that stretch, MSU is connecting on 70.0 of its attempts (98-140).

One reason for the improvement is **Craig Sword**.

In the first 11 games, Sword was connecting on just 58.1 percent of his attempts. But in the last six games, he's drained 70.9 percent of his shots.

## YEAR TWO MORE SMOOTH FOR SWORD

Through the first 17 games, sophomore guard **Craig Sword** has established himself as one of the top players in the SEC.

He's 11th in the SEC in scoring (15.0) and fifth in steals (2.1). He's also fourth in the league with his .537 shooting percentage.

## DOUBLE-DOUBLES

On the year, MSU has totaled eight double-doubles, led by **Gavin Ware** with six. Last year, the Bulldogs had just four. Ware picked up his sixth against Texas A&M with 22 points and 10 rebounds.

Roquez Johnson and Dre Applewhite have accounted for the other two.

## SCOUTING AUBURN

Auburn comes to Starkville looking for its first SEC win of the year after dropping to 0-4 with a hard-fought 68-61 loss to No. 7 Florida on Saturday.

The game featured five ties and six lead changes.

Chris Denson paced the Tigers, which trailed just 33-32 at the break, with 21 points, while KT Harrell totaled 18 points while being credited with 3 assists and two steals.

Auburn was 20-of-46 shooting and lost the battle of the boards, 31-23.

## NEXT TWO UP FOR MSU . . .

## Ole Miss

WHEN: ..... Saturday, Jan. 25, 2014

TIME: ..... 3 p.m.

WHERE: ..... Oxford, Miss

TV: ..... SEC TV

SERIES: ..... MSU leads, 141-107

LAST MEETING: ..... MSU, 76-72 (1-11-14)



## Florida

WHEN: ..... Thursday, Jan. 30, 2014

TIME: ..... 6 p.m.

WHERE: ..... Starkville, Miss.

TV: ..... ESPN or ESPN2

SERIES: ..... Florida leads, 60-49

LAST MEETING: ..... Florida, 83-58 (2-9-13)



## 2013-14 MISSISSIPPI STATE NOTES

## JOHNSON DRAWS FIRST START

■ Junior forward Roquez Johnson earned his first start of the season against Southeastern Louisiana, but was limited to just 10 minutes after straining his knee if the first half. He finished with 6 points and 3 boards.

He saw limited time vs. Florida A&M off the bench (4 minutes) and had two rebounds.

Against Florida Gulf Coast, though he totaled 24 minutes off the bench and finished with 10 points and eight rebounds.

On the year, he is averaging 9.4 points and 4.7 rebounds.

## MSU IMPRESSIVE AT FREE THROW LINE

■ Against Florida A&M earlier this year, Mississippi State drained 33 of its 45 free throw attempts.

The 45 attempts were the most since attempting 45 vs. Arkansas on Feb. 27, 2002, while the 33 made shots were the most since connecting on 33 against Arkansas State on Dec. 8, 2001.

Because of the many free throw attempts, the 20 made field goals tied for the fewest this year (Jackson State).

## TWO TOTAL 20 IN ONE GAME, AGAIN

■ Against Texas A&M, **Craig Sword** scored 23 points and **Gavin Ware** added 22.

It was the third time this season MSU had two players score 20-plus points.

Against Maryland Eastern Shore, **Colin Borchert** had 22 points and Ware had 21.

The first time it happened came against Loyola, when Sword had 24 points while **Roquez Johnson** finished with 20.

The last time MSU had two players score 20-plus points in the same game was at Vanderbilt on Jan. 21, 2012, when Dee Bost had 24 points and Arnett Moultrie totaled 21.

## SWORD HONORED AGAIN

■ Back in December **Craig Sword** was the Co-SEC Player of the Week, marking the third time in his career he has been honored by the SEC.

Last year, the Montgomery, Ala., native was named the SEC Freshman of the Week twice.

## SWORD, JOHNSON REPRESENTING

■ First, **Craig Sword** and **Roquez Johnson** were teammates at Carver High School in Montgomery, Ala., where they won a state championship together.

Now, the two are in the Top 5 at MSU in scoring as Sword is tops 15.0 points and Johnson fourth at 9.4.

Sword had a season-high 24 points against Loyola and TCU, while Johnson has scored in double-digits nine of State's 18 games. Against Ole Miss earlier this season, he tied his career-high with 20 points.

## OVERTIME AFFAIRS

■ The Loyola game marked the 108th in MSU history, while the Texas A&M was the 109th.

The Bulldogs are 60-49, including a 3-1 mark under **Rick Ray**.

The team the Bulldogs have played the most is Alabama at 12 (6-6).

## SECOND-HALF SCORING UP

■ In 11 of Mississippi State's 17 games this season, it has scored more points in the second half.

In the first half, the Dogs are averaging 32.5 points, compared to 38.2 in the second half.

## POINT PRODUCTION HIGH VS MVSU

■ The 94 points scored against Mississippi Valley State on Nov. 19 were the second most in the Rick Ray era.

The most came against New Orleans a year ago when the Bulldogs totaled 97.

BULLDOGS ANNOUNCE  
NEW SIGNEES

■ In November, Rick Ray announced the signing of three future Bulldogs – Demetrius Houston, Oliver Black, and Maurice Dunlap II.

Houston is a 6-foot-7 forward out of Carver High School in Montgomery, Ala., the same high school that produced current Bulldogs **Craig Sword** and **Roquez Johnson**. Black is a power forward from Jackson who is currently at IMG Academy in Florida, while Dunlap is a guard from Amanda Elzy High in Greenwood.

BULLDOGS 2013-14 ROSTER  
FEATURES FEW NEW FACES

■ The Bulldogs roster features two new scholarship player eligible for this season - freshman point guard **I.J. Ready** and forward **De'Runnya Wilson**.

The Bulldogs also signed **Fallou Ndoye** and **Travis Daniels** (joined MSU in December) last spring, but both are redshirting this season.

Back from injury, though, is redshirt freshman **Jacoby Davis**, who missed all of last year due to injuries.

Wilson joined the Bulldogs after spending the fall on the football team as a receiver, where he caught 26 passes for 351 yards and three touchdowns.

## BULLDOGS IN THE NBA

■ MSU currently has one player on an NBA roster — Arnett Moultrie.

Moultrie is with the Philadelphia 76ers but is out with an ankle injury until January.

Jarvis Varnado, who was with the Miami Heat during their championship run last year, is with the Iowa Energy of the NBADL.

## APPLEWHITE DECIDES TO TRANSFER

■ In December, Mississippi State coach Rick Ray announced that redshirt freshman guard Dre Applewhite has decided to transfer.

The Memphis native appeared in all 12 games for MSU, drawing six starts

He averaged 5.5 points and 3.9 rebounds.



AUBURN



Auburn

1915:	MSU, 44-16	at Starkville
	MSU, 32-11	at Starkville
	AU, 19-18	at Auburn
	AU, 21-17	at Auburn
1927:	MSU, 34-31	at Auburn
	AU, 27-24	at Auburn
1928:	AU, 42-34	at Atlanta, Ga.†
1941:	MSU, 48-44	at Auburn
1942:	AU, 39-29	at Starkville
	MSU, 41-40	at Starkville
1943:	MSU, 41-35	at Starkville
	MSU, 36-26	at Starkville
	MSU, 38-37	at Auburn
	MSU, 44-40	at Auburn
1946:	AU, 55-37	at Auburn
	AU, 37-26	at Auburn
	AU, 40-30	at Starkville
1947:	MSU, 39-31	at Starkville
1948:	MSU, 61-35	at Starkville
1949:	MSU, 49-35	at Auburn
	MSU, 54-53	at Auburn
	MSU, 47-43	at Starkville
1950:	AU, 65-64	at Auburn
	AU, 65-60	at Auburn
1951:	AU, 92-85	at Auburn
1952:	AU, 68-61	at Starkville
1953:	AU, 81-68	at Auburn
1954:	AU, 76-75	at Birmingham
	MSU, 79-74	at Starkville
1955:	AU, 79-58	at Auburn
1956:	AU, 81-68	at Starkville
1957:	AU, 86-66	at Auburn
1958:	MSU, 52-37	at Birmingham #
	MSU, 70-42	at Starkville
1959:	AU, 97-66	at Auburn
1960:	AU, 64-48	at Starkville
1961:	MSU, 56-48	at Auburn
1962:	MSU, 51-48	at Starkville
1963:	MSU, 62-53	at Auburn
1964:	AU, 64-63	at Starkville
1965:	AU, 71-70	ot at Starkville
1966:	MSU, 63-72	at Auburn
1967:	MSU, 59-54	ot at Starkville
	AU, 68-57	at Auburn
1968:	MSU, 66-62	at Auburn
	AU, 74-72	at Starkville
1969:	MSU, 65-59	at Starkville
	AU, 87-68	at Auburn
	AU, 94-66	at Auburn
1970:	AU, 71-69	ot at Starkville
	AU, 73-70	at Starkville
1971:	AU, 92-68	at Auburn
1972:	AU, 85-75	at Auburn
	MSU, 62-60	at Starkville
1973:	AU, 82-77	at Auburn
	MSU, 94-87	at Starkville
1974:	AU, 87-81	at Starkville
	MSU, 67-60	at Auburn
1975:	AU, 98-89	at Auburn
	AU, 78-74	at Starkville
1976:	AU, 75-70	at Auburn
	MSU, 75-74	at Starkville
1977:	MSU, 81-79	at Auburn
	MSU, 89-75	at Starkville
1978:	AU, 85-74	at Auburn
	MSU, 83-82	ot at Starkville
1979:	AU, 74-72	at Auburn
	MSU, 73-66	at Starkville
1980:	AU, 77-67	at Auburn
	MSU, 76-72	at Starkville
1981:	MSU, 69-61	at Auburn
	AU, 66-55	at Auburn
1982:	AU, 62-49	at Auburn
	MSU, 59-45	ot at Starkville
	AU, 38-36	at Lexington *
1983:	AU, 77-66	at Auburn
	MSU, 69-53	at Starkville
1984:	AU, 73-55	at Starkville
	AU, 68-53	at Auburn
1985:	AU, 62-53	at Auburn
	MSU, 82-65	at Starkville
1986:	AU, 72-56	at Starkville
	AU, 69-64	at Auburn
	MSU, 65-63	at Lexington *
1987:	AU, 66-52	at Starkville
	AU, 59-45	at Auburn
1988:	AU, 65-57	at Auburn
	AU, 77-61	at Starkville
1989:	MSU, 69-56	at Starkville
	AU, 70-68	at Auburn
1990:	AU, 93-71	at Auburn
	AU, 77-74	at Starkville
1991:	MSU, 84-64	at Auburn
	MSU, 94-76	at Starkville
1992:	MSU, 75-72	at Auburn
	MSU, 77-70	at Starkville
1993:	MSU, 77-71	at Auburn
	AU, 83-77	ot at Starkville
1994:	MSU, 91-86	at Auburn
	AU, 76-65	at Starkville
1995:	AU, 70-69	at Auburn
	AU, 76-69	ot at Starkville
1996:	MSU, 78-75	at Auburn
	MSU, 67-51	at Starkville
	MSU, 69-58	at New Orleans*
1997:	AU, 81-68	at Auburn
	AU, 68-64	at Starkville
1998:	AU, 69-66	at Starkville
	AU, 68-66	ot at Auburn
1999:	AU, 64-54	at Auburn
	AU, 76-73	at Starkville
2000:	AU, 51-45	at Starkville
	AU, 73-57	at Auburn
2001:	AU, 60-56	at Auburn
	MSU, 85-7	at Starkville
2002:	MSU, 72-64	at Auburn
	MSU, 89-53	at Starkville
2003:	MSU, 63-46	at Auburn
	MSU, 67-45	at Starkville
2004:	MSU, 73-68	at Auburn
	MSU, 105-91	at Starkville
2005:	MSU, 90-53	at Auburn
	AU, 90-76	at Starkville
2006:	MSU, 71-53	at Auburn
	AU, 75-71	at Auburn
2007:	MSU, 87-76	at Starkville
	MSU, 91-83	at Auburn
2008:	MSU, 83-64	at Auburn
	MSU, 89-78	at Starkville
2009:	AU, 91-76	at Auburn
	AU, 76-58	ot at Starkville
2010:	MSU, 85-75	at Auburn
	AU, 89-80	at Starkville
2011:	MSU, 85-66	at Auburn
	AU, 65-62	at Starkville
2012:	MSU, 91-88	at Auburn
	AU, 65-55	at Starkville
2013:	MSU, 74-71	ot at Starkville

# - Birmingham Classic  
At Starkville: MSU leads, 41-25  
At Auburn: AU leads, 44-22  
At Neutral Sites: Tied, 3-3

Official Basketball Box Score -- Game Totals -- Final Statistics  
Auburn vs Mississippi State  
03-09-13 4:37 p.m. at Starkville, Miss. (Humphrey Coliseum)

Auburn 71 • 9-22, 3-15

#	Player		Total			3-Ptr			Rebounds			PF	TP	A	TO	Blk	Stl	Min
			FG-FGA	FG-FGA	FT-FTA	Off	Def	Tot	Off	Def	Tot							
02	Allen Payne	f	4-8	1-3	0-0	1	7	8	2	9	1	3	1	2	33			
41	Rob Chubb	c	7-12	0-0	4-4	2	5	7	5	18	0	2	0	1	34			
10	Jordan Price	g	1-4	0-2	0-0	1	1	2	3	2	1	0	0	0	19			
11	Josh Wallace	g	1-4	0-0	0-0	0	3	3	3	2	2	2	0	1	37			
23	Frankie Sullivan	g	4-14	2-8	2-3	1	2	3	3	12	4	3	0	2	30			
00	Asaunh Dixon-Tatum		0-3	0-0	0-0	1	3	4	2	0	0	1	2	1	11			
03	Chris Denson		9-18	0-1	6-8	0	9	9	2	24	3	1	0	2	35			
05	Shaquille Johnson		2-3	0-1	0-0	0	2	2	0	4	0	0	0	0	9			
24	Brian Greene Jr		0-0	0-0	0-0	0	2	2	1	0	2	1	0	0	6			
32	Noel Johnson		0-2	0-2	0-0	0	1	1	1	0	0	1	0	2	11			
	Team					0	1	1										
Totals			28-68	3-17	12-15	6	36	42	22	71	13	14	3	11	225			
FG % 1st Half: 11-30 36.7%			2nd half: 15-29 51.7%			OT: 2-9 22.2%			Game: 28-68 41.2%			Deadball			Rebounds			
3FG % 1st Half: 1-9 11.1%			2nd half: 2-6 33.3%			OT: 0-2 0.0%			Game: 3-17 17.6%									
FT % 1st Half: 1-2 50.0%			2nd half: 9-11 81.8%			OT: 2-2 100.0%			Game: 12-15 80.0%									

Mississippi State 74 • 9-21, 4-14

#	Player		Total			3-Ptr			Rebounds			PF	TP	A	TO	Blk	Stl	Min	
			FG-FGA	FG-FGA	FT-FTA	Off	Def	Tot	Off	Def	Tot								
03	Colin Borchert	f	7-11	4-6	2-4	0	13	13	4	20	24	4	20	0	1	2	0	36	
20	Gavin Ware	f	1-6	0-0	1-2	3	4	7	4	3	7	4	3	0	1	0	0	26	
01	Fred Thomas	g	3-8	2-5	2-2	0	4	4	3	10	13	3	10	1	0	0	1	35	
04	Trivante Bloodman	g	2-6	0-1	2-4	0	3	3	3	6	9	2	6	2	3	0	1	39	
32	Craig Sword	g	7-17	0-1	5-9	2	3	5	1	19	20	6	3	2	2	2	37		
15	Baxter Price		0-0	0-0	0-0	0	0	0	0	0	0	0	0	2	0	0	3		
24	Tyson Cunningham		2-4	2-4	0-0	0	4	4	1	6	7	3	3	0	2	2	21		
25	Roquez Johnson		3-10	0-0	4-8	2	3	5	2	10	12	1	2	3	2	2	28		
Team						3	2	5							2				
Totals			25-62	8-17	16-29	10	36	46	18	74	90	13	74	13	17	7	8	225	
FG % 1st Half: 10-27 37.0%			2nd half: 13-32 40.6%			OT: 2-3 66.7%			Game: 25-62 40.3%			Deadball						Rebounds	
3FG % 1st Half: 2-7 28.6%			2nd half: 5-9 55.6%			OT: 1-1 100.0%			Game: 8-17 47.1%										
FT % 1st Half: 2-6 33.3%			2nd half: 10-17 58.8%			OT: 4-6 66.7%			Game: 16-29 55.2%										

Officials: Mike Thibodeaux, John Hampton, Brian Shey  
Technical fouls: Auburn-None. Mississippi State-None.  
Attendance: 6250  
Actual Attendance: 3784

Score by periods	1st	2nd	OT	Total
Auburn	24	41	6	71
Mississippi State	24	41	9	74

Last FG - AU OT-00:54, MS OT-02:21.  
Largest lead - AU by 6 1st-04:52, MS by 7 1st-14:45.

Score tied - 14 times.  
Lead changed - 17 times.

VERSUS AUBURN

Player	G-GS	Mins	FGM-FGA	Pct	3GM-3GA	Pct	FTM-FTA	Pct	Rebs	Ast	TO	BS	Stl	Pts
Bloodman	1-1	39	2-6	.333	0-1	.000	2-4	.500	3-3.0	2	3	0	1	6-6.0
Borchert	101	36	7-11	.636	4-6	.667	2-4	.500	13-13.0	0	1	2	0	20-20.0
Cunningham	1-0	21	2-4	.500	2-4	.500	0-0	.000	4-4.0	3	3	0	2	6-6.0
Johnson	2-0	29	3-10	.300	0-0	.000	4-8	.500	5-2.5	1	2	3	2	10-5.0
Sword	1-1	37	7-17	.412	0-1	.000	5-9	.556	5-5.0	6	3	2	2	19-19.0
Thomas	1-1	35	3-8	.375	2-5	.400	2-2	1.000	4-4.0	1	0	0	1	10-10.0
Ware	1-1	26	1-6	.167	0-0	.000	1-2	.500	7-7.0	0	1	0	0	3-3.0

AUBURN SERIES

(AU leads, 72-66)  
Last MSU win: 74-71 (2012-13)  
Last AU win: 65-55 (2011-12)  
Current MSU win streak: 1  
Biggest MSU win: 90-53 (2004-05)  
Biggest AU win: 97-66 (1958-59)  
Most MSU points: 105 (2003-04)  
Most AU points: 98 (1974-75)  
  
at Starkville  
(MSU leads, 41-25)  
Last MSU win: 74-71 (2012-13)  
Last AU win: 76-58 (2008-09)  
Current MSU win streak: 4  
Biggest MSU win: 90-53 (2004-05)  
Biggest AU win: 73-55 (1983-84)  
Most MSU points: 105 (2003-04)  
Most AU points: 91 (2003-04)

## 2013-14 MISSISSIPPI STATE PLAYER BREAKDOWN

1



FRED THOMAS • So • G • 6-5 • 204 • Jackson, MS

MIN	PTS	RBS	AST	FG%	3FG%	FT%
30.3	8.1	3.3	1.4	33.1	29.2	53.8

Against Kennesaw State, led all scorers with 17 points. ... Tied season high of 6 boards vs. Florida A&M. ... Tied career-high with four made 3-pointers vs. South Florida and had 14 points. ... Had SEC-best 13 points vs. TAMU on 6-10 shooting.

3



COLIN BORCHERT • Sr • F • 6-8 • 217 • Phoenix, AZ

MIN	PTS	RBS	AST	FG%	3FG%	FT%
27.6	10.2	4.3	1.6	40.5	28.8	80.5

Started 16 of 17 games. ... Had season-best 7 boards vs. SELA. ... Has at least 2 blocks in eight games this year. ... Career-highs in points (22) and assists (5) vs. UMES. ... Totaled 14 and 4 assists points vs. TAMU.

4



TRIVANTE BLOODMAN • Jr • G • 6-0 • 186 • Bronx, NY

MIN	PTS	RBS	AST	FG%	3FG%	FT%
22.9	5.6	2.1	2.2	52.5	25.0	70.5

Drawn six starts this year ... Had 10 points vs. FAMU and was 8-9 at FTL. ... 6 points vs. UNLV. ... Tied career high with 13 points at Kentucky. ... Had 5 assists at Alabama and 3 steals against TAMU.

11



JACOBY DAVIS • RFr • G • 6-1 • 190 • Charlotte, NC

MIN	PTS	RBS	AST	FG%	3FG%	FT%
9.2	2.1	0.6	0.7	29.0	29.2	66.7

Saw first-career action vs. Kennesaw State. ... Tied career-high with 6 points vs. JSU. ... Career-high 3 assists at UK. ... 3 points at Alabama. ... Played SEC-high 20 minutes vs. TAMU.

13



TEVIN MOORE • Jr • G • 6-3 • 189 • Olive Branch, MS

MIN	PTS	RBS	BLK	FG%	3FG%	FT%
3.3	0.8	0.2	---	50.0	---	33.3

Has appeared in three games for MSU. ... Scored 2 points in first appearance vs. Florida A&M. ... Had 3 points vs. UNLV. ... Saw first SEC action at Kentucky. ... Logged season-high 6 minutes at Ole Miss.

15



I.J. READY • Fr • G • 5-11 • 165 • North Little Rock, AR

MIN	PTS	RBS	AST	FG%	3FG%	FT%
23.4	5.8	1.3	3.3	41.3	47.6	1.000

Missed four games with strained hamstring. ... Opened collegiate debut with 14 points against Prairie View. ... Had 5 steals vs. FGCU. ... Had career-high 7 assists vs. South Florida. ... Did not play against A&M due to concussion at Alabama.

20



GAVIN WARE • So • F • 6-9 • 262 • Starkville, MS

MIN	PTS	RBS	BLK	FG%	3FG%	FT%
25.8	11.5	8.9	0.4	59.6	.000	60.7

Totaled sixth double-double and eighth of career vs. TAMU. ... Season-high of 23 points came against MVSU, while his career-high of 16 rebounds was against UMES. ... Had 18 and 22 points vs. Bama and TAMU, respectively, on 15-19 shooting.

24



TYSON CUNNINGHAM • Sr • G • 6-3 • 194 • Columbus, MS

MIN	PTS	RBS	AST	FG%	3FG%	FT%
8.8	1.5	0.4	0.4	34.6	21.4	1.000

Drained two 3-pointers against Loyola and had season-high 6 points. ... Had 4 points vs. Florida A&M and attempted first two free throws of the year, making both. ... Had 5 points vs. UNLV. ... 3 points at Alabama.

25



ROQUEZ JOHNSON • Jr • F • 6-7 • 207 • Montgomery, AL

MIN	PTS	RBS	AST	FG%	3FG%	FT%
22.6	9.4	4.7	0.6	46.0	.000	57.3

Had first double-double with 20 and 11 rebounds Loyola. ... Only start this year vs. SELA. ... Totaled 10 points and 8 boards against FGCU. ... Had 12 points at Kentucky. ... Tied career-high with 20 points vs. Ole Miss. ... 6 points vs. TAMU.

32



CRAIG SWORD • So • G • 6-3 • 193 • Montgomery, AL

MIN	PTS	RBS	AST	FG%	3FG%	FT%
29.2	15.0	3.6	2.5	53.7	23.5	64.1


Has scored 20-plus points four times and in double-digits 15 times. ... Had game-winning points vs. JSU and Loyola. ... SEC Player of the Week four weeks ago. ... Fifth in SEC with 2.2 steals. ... Career-high 7 steals vs. UM. ... 23 points, 5 assists vs. TAMU.




## MISSISSIPPI STATE TV/RADIO ROSTER




**1 Fred Thomas**  
SO | G | 6-5 | 204  
Jackson, MS



**3 Colin Borchert**  
SR | F | 6-8 | 217  
Phoenix, AZ



**4 Trivante Bloodman**  
JR | G | 6-0 | 186  
Bronx, NY



**10 Dallas Prater**  
FR | G | 6-3 | 163  
Jackson, MS



**11 Jacoby Davis**  
FR | G | 6-1 | 190  
Charlotte, NC



**12 De'Runnya Wilson**  
FR | G | 6-5 | 218  
Birmingham, AL



**13 Tevin Moore**  
JR | G | 6-3 | 189  
Olive Branch, MS



**15 I.J. Ready**  
FR | G | 5-11 | 165  
Little Rock, AR




**20 Gavin Ware**  
SO | F | 6-9 | 262  
Starkville, MS



**24 Tyson Cunningham**  
SR | G | 6-3 | 194  
Columbus, MS



**25 Roquez Johnson**  
JR | F | 6-7 | 207  
Montgomery, AL




**32 Craig Sword**  
SO | G | 6-3 | 193  
Montgomery, AL



**33 Kyle Dobbs**  
FR | G | 6-6 | 165  
Grayson, GA



**Rick Ray**  
Head Coach  
2nd Year



**George Brooks**  
Assistant Coach  
4th Year



**Wes Flanigan**  
Assistant Coach  
2nd Year



**Chris Hollender**  
Assistant Coach  
2nd Year



**Adam Gordon**  
Director of Operations  
2nd Year



**Adam Gordon**  
Strength Coach  
32nd Year

## MISSISSIPPI STATE ROSTER/MEDIA INFORMATION

## Media Information

## Credentials

◆Media members may obtain both season credentials and game-by-game passes by contacting Gregg Ellis at 662.325.3595.

## Radio Network

◆Bulldog fans can catch all of MSU's games on the radio with the veteran broadcast talent of Jim Ellis (play-by-play), along with Bart Gregory serving as the color analyst.

There will also be a 30-minute pregame show featuring first-year coach Rick Ray along with a post-game show as well.

## Rick Ray Show

◆In its second year is "Mississippi State Basketball with Rick Ray" a 30-minute television program featuring MSU's second-year coach Rick Ray and his 2013-14 squad.

Hosted by veteran sportscaster Jim Ellis, the weekly show will feature game highlights, player interviews, scouting reports on upcoming opponents and court-side profiles showcasing interesting aspects of the MSU basketball program.

Under the direction of producer/director Bennie Ashford, the 30-minute television program is a production of the Bulldog Sports Network in conjunction with the Mississippi State University Television Center. The first show airs in January.

## SEC Teleconference

◆The SEC's weekly teleconference is every Monday and will be coordinated through the SEC media relations office. To participate, contact Craig Pinkerton of the SEC at 205-458-3038. Rick Ray is scheduled for 11:17 a.m. CT.

## Social Networking

◆Media and Bulldog fans can follow MSU tweets this year at both @msusportsgregg and @HailStateMBK, in addition to @RickRay1.

You can also follow MSU online at hailstate.com.

## 2013-14 MISSISSIPPI STATE ROSTER

## Numerical Roster

No.	Name	Pos.	Ht.	Wt.	Yr.	Exp.	Hometown
1	Fred Thomas	G	6-5	2064	So.	1L	Jackson, MS (Jim Hill HS)
3	Colin Borchert	F	6-8	217	Sr.	1L	Phoenix, AZ (East Miss CC)
4	Trivante Bloodman	G	6-0	186	Jr.	1L	Bronx, NY (Olney Central College)
10	Dallas Prater	G	6-3	163	Fr.	HS	Jackson, MS (St. Andrews)
11	Jacoby Davis	G	6-1	190	RFr.	HS	Charlotte, NC (West Charlotte HS)
12	De'Runnya Wilson	F	6-5	215	Fr.	HS	Birmingham, AL (Wenonah HS)
13	Tevin Moore	G	6-3	189	Jr.	JC	Olive Branch, MS (Northwest CC)
15	I.J. Ready	G	5-11	165	Fr.	HS	Little Rock, AR (Parkview HS)
20	Gavin Ware	F	6-9	262	So.	1L	Starkville, MS (Starkville HS)
24	Tyson Cunningham	G	6-3	194	Sr.	2L	Columbus, MS (Columbus HS)
25	Roquez Johnson	F	6-7	207	Jr.	2L	Montgomery, AL (G.W. Carver HS)
32	Craig Sword	G	6-3	193	So.	1L	Montgomery, AL (G.W. Carver HS)
33	Kyle Dobbs	G	6-6	165	Fr.	HS	Grayson, GA (Grayson HS)

## Alphabetical Roster

No.	Name	Pos.	Ht.	Wt.	Yr.	Exp.	Hometown
4	Trivante Bloodman	G	6-0	186	Jr.	1L	Bronx, NY (Olney Central College)
3	Colin Borchert	F	6-8	217	Sr.	1L	Phoenix, AZ (East Miss CC)
24	Tyson Cunningham	G	6-3	194	Sr.	2L	Columbus, MS (Columbus HS)
11	Jacoby Davis	G	6-1	190	RFr.	HS	Charlotte, NC (West Charlotte HS)
33	Kyle Dobbs	G	6-6	165	Fr.	HS	Grayson, GA (Grayson HS)
25	Roquez Johnson	F	6-7	207	Jr.	2L	Montgomery, AL (G.W. Carver HS)
13	Tevin Moore	G	6-3	189	Jr.	JC	Olive Branch, MS (Northwest CC)
10	Dallas Prater	G	6-3	163	Fr.	HS	Jackson, MS (St. Andrews)
15	I.J. Ready	G	5-11	165	Fr.	HS	Little Rock, AR (Parkview HS)
32	Craig Sword	G	6-3	193	So.	1L	Montgomery, AL (G.W. Carver HS)
1	Fred Thomas	G	6-5	204	So.	1L	Jackson, MS (Jim Hill HS)
20	Gavin Ware	F	6-9	262	So.	1L	Starkville, MS (Starkville HS)
12	De'Runnya Wilson	F	6-5	215	Fr.	HS	Birmingham, AL (Wenonah HS)

## HEAD COACH:

Rick Ray (Grand View College [IA], 1994; 2nd year)

## ASSISTANTS:

Wes Flanigan (Auburn, 1997; 2nd year)

Chris Hollender (Evansville, 1998; 2nd year)

George Brooks (Mississippi State, 1997; 4th year)

## OPERATIONS:

Adam Gordon (Tampa, 2006; 2nd year)

## STRENGTH &amp; CONDITIONG:

Richard Akins

## TRAINER:

Scotty Johnson

## Pronunciation Guide

COLIN BORCHERT: BORE-CHERT

TRIVANTE BLOODMAN: TRA-VON-TAY

CRAIG SWORD: SOARD

DE'RUNNYA WILSON: D-RUN-YA



**MISSISSIPPI STATE BASKETBALL****GAME 18: AUBURN****GENERAL INFORMATION**

Location: \_\_\_\_\_ Starkville, Mississippi  
 Founded: \_\_\_\_\_ February 28, 1878  
 Enrollment: \_\_\_\_\_ 20,424  
 Conference: \_\_\_\_\_ SEC  
 Nickname: \_\_\_\_\_ Bulldogs  
 Colors: \_\_\_\_\_ Maroon (PMS 202) & White  
 Arena: \_\_\_\_\_ Humphrey Coliseum (10,500)  
 President: \_\_\_\_\_ Dr. Mark E. Keenum  
 Director of Athletics: \_\_\_\_\_ Scott Stricklin  
 Faculty Representative: \_\_\_\_\_ Dr. Steven C. Turner  
 Web Site: \_\_\_\_\_ www.hailstate.com  
 Twitter: \_\_\_\_\_ @HailStateMBK

**BASKETBALL HISTORY**

First Year of Basketball: \_\_\_\_\_ 1908-09  
 Number of Seasons: \_\_\_\_\_ 102  
 All-Time Record: \_\_\_\_\_ 1,332-1,109  
 All-Time SEC Record: \_\_\_\_\_ 561-787  
 Total Number of Head Coaches: \_\_\_\_\_ 19  
 Humphrey Coliseum Record: \_\_\_\_\_ 398-152  
 20-Win Seasons: \_\_\_\_\_ 17  
 NCAA Tournament Appearances: \_\_\_\_\_ 10  
 NCAA Tournament Record: \_\_\_\_\_ 11-10  
 NCAA Tournament Final Fours: \_\_\_\_\_ 1  
 (1996, lost to Syracuse 77-69 in semis)  
 NIT Appearances: \_\_\_\_\_ 8  
 NIT Record: \_\_\_\_\_ 7-8  
 NIT Final Fours: \_\_\_\_\_ 1  
 (2007, lost 63-62 to West Virginia in semis)  
 SEC Championships: \_\_\_\_\_ 6  
 (2004, 1991, 1963, 1962, 1961, 1959)  
 SEC Tournament Championships: \_\_\_\_\_ 3  
 (2009, 2002 and 1996)  
 SEC Tournament Record: \_\_\_\_\_ 28-49  
 SEC Western Division Titles: \_\_\_\_\_ 7  
 (2010, 2008, 2007, 2004, 2003, 1996, 1995)

**BASKETBALL STAFF**

Head Coach: \_\_\_\_\_ Rick Ray  
 Alma Mater, Year: \_\_\_\_\_ Grand View College, 1994  
 Record at MSU/Years: \_\_\_\_\_ 22-27  
 Career Record/Years: \_\_\_\_\_ Same  
 Phone: \_\_\_\_\_ 662-325-3800  
 Assistant Coach: \_\_\_\_\_ Wes Flanigan  
 Assistant Coach: \_\_\_\_\_ Chris Hollender  
 Assistant Coach: \_\_\_\_\_ George Brooks  
 Director of Operations: \_\_\_\_\_ Adam Gordon  
 Video Coordinator: \_\_\_\_\_ Adam Bauman  
 Strength Coach: \_\_\_\_\_ Richard Akins  
 Athletic Trainer: \_\_\_\_\_ Scotty Johnson  
 Graduate Manager: \_\_\_\_\_ Nick Lagroon  
 Administrative Asst.: \_\_\_\_\_ Suzanne Cook  
 Media Relations Contact: \_\_\_\_\_ Gregg Ellis  
 Office Phone: \_\_\_\_\_ 662-325-3595  
 Cell Phone: \_\_\_\_\_ 662-322-0145  
 Fax: \_\_\_\_\_ 662-325-3654  
 Email: \_\_\_\_\_ gellis@athletics.msstate.edu  
 Twitter: \_\_\_\_\_ @msusportsgregg

**TEAM INFORMATION**

2012-13 Overall Record \_\_\_\_\_ 10-22  
 2011-12 SEC Record \_\_\_\_\_ 4-14  
 SEC Finish: \_\_\_\_\_ T13th  
 National Ranking: \_\_\_\_\_ n/a  
 Starters Returning/Lost: \_\_\_\_\_ 5/0  
 Letterwinners Returning/Lost: \_\_\_\_\_ 7/3  
 Newcomers: \_\_\_\_\_ 7  
 Roster (Sr./Jr./So./Fr.): \_\_\_\_\_ (2/3/3/4)

**MSU KNOWS HOW TO WIN GAMES AT 'THE HUMP'**

Over the course of the last decade, Mississippi State's Humphrey Coliseum has become a difficult venue for opposing teams. Last year, MSU was 7-7 and won its last two against Ole Miss and Auburn. This year, MSU is 10-1.

The Bulldogs have compiled a 37-season composite record of 398-152 (.724) at "The Hump" since Mississippi State's basketball facility opened prior to the 1975-76 campaign.

**TRACKING MSU'S HOME SUCCESS UNDER RICK RAY**

Season	Overall		SEC		Non-SEC	
	Record	Win %	Record	Win %	Record	Win %
2012-13	7-7	.500	3-6	.333	4-1	.800
2013-14	10-1	.909	2-0	1.000	8-1	.889
<b>Totals</b>	<b>17-8</b>	<b>.680</b>	<b>5-6</b>	<b>.455</b>	<b>12-2</b>	<b>.857</b>

**A LOOK AT THE HISTORY OF HUMPHREY COLISEUM****LARGEST CROWDS  
AT THE HUMP**

Crowd	Opponent	Date
10,788	Kentucky	2-16-10
10,735	Ole Miss	2-7-04
10,645	Ole Miss	2-23-02
10,541	Florida	1-7-03
10,458	Auburn	3-2-04
10,437	Alabama	2-21-04
10,432	Alabama	3-5-05
10,432	Kentucky	1-13-04
10,429	Ole Miss	2-15-03
10,421	Ole Miss	1-26-08
10,412	Ole Miss	1-13-09
10,364	Ole Miss	2-9-12
10,338	Florida	1-24-07
10,315	Kentucky	1-9-96

**INDIVIDUAL MSU  
RECORDS AT THE HUMP**

**Most Points Scored**  
 40, Rickey Brown (Auburn, 3-7-77)

**Most Rebounds**  
 24, Wiley Peck (Alabama, 1-27-79)

**Most Assists**  
 15, Al Perry (Vanderbilt, 1-29-77)

**TEAM MSU  
RECORDS AT THE HUMP**

**Most Points Scored**  
 123, Troy State (12-5-95)

**Most Rebounds**  
 75, Mississippi Valley St. (11-21-00)

**Most Consecutive Wins**  
 14, 1-22-03 to 1-10-04



## MSU COACH RICK RAY

## Head Coach Rick Ray

- On April 1, 2012, Rick Ray was named the 19th head coach in Mississippi State history.
- In his first season at MSU, produced two players to the SEC All-Freshman team — Gavin Ware and Craig Sword.
- On the staff of three different teams that have advanced to the NCAA Tournament — Indiana State, Purdue and Clemson.
- As an assistant at Clemson for two years, the Tigers won 38 games and advanced to the second round of the NCAA Tournament in 2011.
- During his time at Purdue as an assistant, the Boilermakers won 103 games in four years.
- All four teams at Purdue earned a berth in the NCAA Tournament, with the last two advancing to the Sweet 16.
- The 2009 Purdue team won 28 games and the Big 10 Tournament en route to garnering a No. 5 seed.
- While at Purdue, Ray was an assistant with second-year Tennessee coach Cuonzo Martin.
- The 2007 Purdue recruiting was considered one of the tops in the country, earning national rankings of No. 5 and No. 6 by Scout and Rivals, respectively.
- Ray was an assistant at Indiana State for seven years.
- In 2000 and 2001, the Sycamores won 20-plus games and made the NCAA Tournament.
- In 2000, the ISU won the Missouri Valley Conference regular-season title with a 14-4 ledger.
- In 2001, Indiana State won the MVC Tournament before upsetting Oklahoma in the first round of the NCAA Tournament.
- Ray also spent two seasons at Northern Illinois (2005 and 2006).
- Ray's first coaching job was at Nebraska-Omaha.
- Ray and his wife, Breyana, have two sons, Deacon and Mason, and one daughter, Katriece.



## Rick Ray Year-By-Year

2012-13	Result/Score
N. 9 at Troy	L, 56-53
N. 13 FLORIDA ATLANTIC	W, 78-58
N. 19 North Carolina	L, 95-49
N. 20 Marquette	L, 89-62
N. 21 Texas	L, 69-55
N. 27 ALCORN STATE	W, 60-52
D. 1 at Providence	L, 73-63
D. 4 TEXAS-SAN ANTONIO	W, 53-42
D. 15 at Loyola Chicago	L, 59-51
D. 22 Central Arkansas (Jackson, MS)	W, 79-72
D. 30 ALABAMA A&M	L, 59-57
J. 3 NEW ORLEANS	W, 97-46
J. 9 SOUTH CAROLINA	W, 56-54
J. 12 +at Georgia	W, 72-61
J. 16 +ALABAMA	L, 75-43
J. 19 +at Tennessee	L, 72-57
J. 23 +at Arkansas	L, 96-70
J. 26 +FLORIDA	L, 82-47
J. 30 +TEXAS A&M	OT L, 55-49
F. 2 +LSU	L, 69-68
F. 6 +at Ole Miss	L, 93-75
F. 9 +at Florida	L, 83-58
F. 13 +MISSOURI	L, 78-36
F. 16 +at LSU	L, 80-68
F. 20 +at Alabama	L, 64-56
F. 23 +VANDERBILT	L, 72-31
F. 27 +at Kentucky	L, 85-55
M. 2 +OLE MISS	W, 73-67
M. 6 +at South Carolina	L, 79-72
M. 9 +AUBURN	OT W, 74-71
M. 13 South Carolina*	W, 70-59
M. 14 Tennessee*	L, 69-53

## Rick Ray vs. All Opponents

Alabama	0-3
Alabama A&M	0-1
Alcorn State	1-0
Arkansas	0-1
Auburn	1-0
Central Arkansas	1-0
Florida	0-2
Florida Atlantic	1-0
Florida A&M	1-0
Florida Gulf Coast	1-0
Georgia	1-0
Jackson State	1-0
Kennesaw State	1-0
Kentucky	0-2
Loyola Chicago	1-1
LSU	0-2
Marquette	0-1
Maryland Eastern Shore	1-0
Mississippi Valley State	1-0
Missouri	0-1
New Orleans	1-0
North Carolina	0-1
Ole Miss	2-1
Prairie View A&M	1-0
Providence	0-1
South Carolina	2-1
South Florida	1-0
Southeastern Louisiana	1-0
TCU	0-1
Tennessee	0-2
Texas	0-1
Troy	0-1
Texas A&M	1-1
Texas-San Antonio	1-0
UNLV	0-1
Utah State	0-1
Vanderbilt	0-1
<b>TOTAL:</b>	<b>22-27</b>

## MSU Under Rick Ray

	2013-14	Total
Leads at Halftime	9-1	17-4
Trails at Halftime	2-4	2-23
Is Tied at Halftime	1-0	3-0
Shoots 45% or better from the field	7-2	13-4
Shoots less than 45% from the field	5-2	9-21
Opp. shoots less than 45% from the field	8-2	18-8
Opp. shoots 45% or better from the field	4-4	4-20
Outrebounds (or ties) the opponent	9-0	13-5
Outrebounded by the opponent	3-5	9-22
Fewer (or ties) TOs than opponent	8-3	14-11
More TOs than opponent	4-2	8-16
Holds opponents to 65 points or less	8-0	15-5
In games decided by 10 points or less	6-1	10-9
All Games	12-5	22-27
Home Games	10-1	17-8
Road Games	0-3	1-14
Neutral-sites	2-1	4-5
Non-SEC Games	10-3	15-10
Non-SEC Home Games	8-1	12-2
Non-SEC Road Games	0-1	0-4
Non-SEC Neutral-site Games	2-1	3-4
SEC Games	2-2	6-16
SEC Home Games	2-0	5-6
SEC Road Games	0-2	1-10
SEC Tournament		1-1
November Games	4-1	6-5
December Games	5-2	6-5
January Games	3-2	6-7
February Games		0-8
March Games		3-2
Monday Games	0-1	0-2
Tuesday Games	2-0	5-1
Wednesday Games	1-2	3-11
Thursday Games	3-1	4-2
Friday Games	2-0	2-1
Saturday Games	2-1	6-8
Sunday Games	2-0	2-1
Overtime Games	2-0	3-1
Television Games	3-4	9-24
Games vs. Ranked Opponents	0-1	0-5

MISSISSIPPI STATE BY THE NUMBERS

GAME-BY-GAME SPECIALTY STATS (MSU First)						GAME-BY-GAME LEAD/DEFICIT			
<i>Opponent</i>	<i>Bench</i>	<i>Paint</i>	<i>Off TO</i>	<i>2nd Chance</i>	<i>Fast Break</i>	<i>Opponent</i>	<i>Largest Lead</i>	<i>Largest Deficit</i>	<i>Final Score</i>
Prairie View	20/23	42/26	26/12	17/12	6/6	Prairie View	16 (45-29, 2nd)	Never Trailed	W, 71-56
Kennesaw State	24/15	34/24	27/13	12/6	18/2	Kennesaw State	23 (78-55, 2nd)	4 (14-18, 1st)	W, 78-55
Mississippi Valley	31/19	54/36	16/6	13/7	18/6	Mississippi Valley	27 (93-66, 2nd)	Never Trailed	W, 94-72
Utah State	19/24	34/18	16/18	8/16	6/6	Utah State	Never Led	21 (66-87, 2nd)	L, 87-68
Jackson State	19/17	32/28	13/12	14/11	2/0	Jackson State	5 (39-34, 2nd)	7 (0-7, 1st)	W, 58-56
Loyola	26/19	26/34	18/12	6/7	2/2	Loyola	6 (44-38, 2nd)	7 (11-18, 1st)	W, 65-64 OT
TCU	23/31	34/24	12/17	12/3	6/8	TCU	2 (2-0, 1st)	18 (27-45, 2nd)	L, 71-61
SE Louisiana	23/18	34/32	12/13	5/12	8/0	SE Louisiana	12 (12-2, 1st)	6 (36-42, 2nd)	W, 68-62
Florida A&M	21/37	28/28	14/6	13/11	6/8	Florida A&M	26 (57-31, 2nd)	Never Trailed	W, 78-65
Florida Gulf Coast	25/4	30/32	16/15	10/5	6/4	Florida Gulf Coast	15 (59-44, 2nd)	1 (7-8, 1st)	W, 66-53
South Florida	26/9	30/28	20/15	6/8	8/8	South Florida	9 (31-22, 1st)	7 (5-12, 1st)	W, 71-66
UNLV	26/32	52/24	20/12	10/12	12/6	UNLV	5 (10-5, 1st)	24 (46-70, 2nd)	L, 82-66
Maryland E. Shore	14/20	44/28	6/20	20/12	6/4	Maryland E. Shore	19 (48-29, 2nd)	2 (8-10, 1st)	W, 78-63
Kentucky	29/26	36/46	8/19	7/17	16/10	Kentucky	10 (12-2, 1st)	24 (54-76, 2nd)	L, 85-63
Ole Miss	25/13	24/24	25/8	7/13	10/6	Ole Miss	11 (47-36, 2nd)	6 (0-6, 1st)	W, 76-72
Alabama	16/21	34/36	11/17	6/8	4/6	Alabama	2 (2-0, 1st)	23 (42-65, 2nd)	L, 80-61
Texas A&M	6/23	44/26	18/16	9/7	16/0	Texas A&M	11 (81-70, OT)	10 (42-52, 2nd)	W, 81-72 OT
Auburn						Auburn			
Ole Miss						Ole Miss			
Florida						Florida			
Vanderbilt						Vanderbilt			
Texas A&M						Texas A&M			
Kentucky						Kentucky			
Georgia						Georgia			
Auburn						Auburn			
LSU						LSU			
Arkansas						Arkansas			
Tennessee						Tennessee			
Missouri						Missouri			
Georgia						Georgia			
South Carolina						South Carolina			
SEC Tournament						SEC Tournament			

Mississippi State Scoring By The Half

Team	1st Half	2nd Half
Prairie View	38	33
Kennesaw State	35	43
Mississippi Valley State	44	50
Utah State	28	40
Jackson State	23	35
Loyola	29	27
TCU	22	39
Southeastern Louisiana	32	36
Florida A&M	42	36
Florida Gulf Coast	32	34
South Florida	38	33
UNLV	24	42
Maryland Eastern Shore	29	48
Kentucky	40	23
Ole Miss	43	33
Alabama	26	35
Texas A&M	27	54

Lowest First Half: 22, TCU  
Highest First Half: 44, Mississippi Valley State  
Lowest Second Half: 23, Kentucky  
Highest Second Half: 50, Mississippi Valley State

Opponent Scoring By The Half

Team	1st Half	2nd Half
Prairie View	28	28
Kennesaw State	31	24
Mississippi Valley State	29	43
Utah State	44	43
Jackson State	28	28
Loyola	29	27
TCU	34	37
Southeastern Louisiana	33	29
Florida A&M	27	38
Florida Gulf Coast	24	29
South Florida	35	31
UNLV	42	40
Maryland Eastern Shore	20	43
Kentucky	37	48
Ole Miss	36	36
Alabama	38	42
Texas A&M	26	46

Lowest First Half: 20, Maryland Eastern Shore  
Highest First Half: 44, Utah State  
Lowest Second Half: 24, Kennesaw State  
Highest Second Half: 48, Kentucky

## MISSISSIPPI STATE BY THE NUMBERS

## MSU'S 2013-14 RECORD WHEN . . .

Leads at Halftime	9-1
Trails at Halftime	2-4
Is Tied at Halftime	1-0
Shoots 45% or better from the field	8-2
Shoots less than 45% from the field	4-3
Opp. shoots less than 45% from the field	8-1
Opp. shoots 45% or better from the field	4-4
Outrebounds (or ties) the opponent	9-0
Outrebounded by the opponent	3-5
Fewer (or ties) TOs than opponent	8-3
More TOs than opponent	4-2
Holds opponents to 65 points or less	8-0
In games decided by 10 points or less	6-1

## MSU'S 2013-14 RECORD IN . . .

All Games	12-5
Home Games	10-1
Road Games	0-3
Neutral-sites	2-1
Non-SEC Games	10-3
Non-SEC Home Games	8-1
Non-SEC Road Games	0-1
Non-SEC Neutral-site Games	2-1
SEC Games	2-2
SEC Home Games	2-0
SEC Road Games	0-2
SEC Tournament	0-0
November Games	4-1
December Games	5-2
January Games	3-2
February Games	0-0
March Games	0-0
Monday Games	0-1
Tuesday Games	2-0
Wednesday Games	1-2
Thursday Games	3-1
Friday Games	2-0
Saturday Games	2-1
Sunday Games	2-0
Overtime Games	2-0
Television Games	3-4
Games vs. Ranked Opponents	0-1

## MISC. 2013-14 TEAM STATS

## Largest Lead Surrendered in Loss:

10, Kentucky (1-8-14)

## Largest Deficit Overcome in Win:

10, Texas A&amp;M (1-18-14)

## Largest Lead at Anytime:

27, Mississippi Valley State (11-19-13)

## Largest Deficit Anytime:

24, UNLV (12-23-13)

## MISCELLANEOUS MSU INDIVIDUAL STATISTICS

**Games Scoring in Double Figures:** Sword 15, Borchert 9, Johnson 9, Ware 8, Thomas 6, Bloodman 3, Ready 3, Applewhite 2

**Games Scoring 20-plus Points:** Sword 4, Ware 3, Johnson 2, Thomas

**Games Scoring 30-plus Points:**

**Games Rebounding in Double Figures:** Ware 8, Johnson, Applewhite

**Games With Double Figures in Assists:**

**Games With Double-Doubles:** Ware 6, Johnson, Applewhite

**Games With Triple-Doubles:**

**Games As Team High Scorer (or co-leader):** Sword 9, Ware 4, Thomas 2, Borchert, Johnson

**Games As Team High Rebounder (or co-leader):** Ware 12, Johnson 3, Borchert 3, Applewhite

**Games As Team Leader in Assists (or co-leader):** Ready 6, Bloodman 4, Sword 4, Applewhite 2, Borchert, Davis

**Games As Team Leader in Steals (or co-leader):** Sword 9, Ready 4, Thomas 4, Ware 2, Bloodman 3, Applewhite 2, Borchert 2, Johnson 2, Cunningham

**Games As Team Leader in Blocks (or co-leader):** Borchert 10, Thomas 5, Sword 3, Applewhite, Ware

**Games As Team Leader in Turnovers (or co-leader):** Sword 10, Applewhite 4, Thomas 3, Borchert 2, Ready, Ware

## MSU'S RECORD BY STARTING LINEUP

Ready, Applewhite, Sword, Borchert, Ware	4-1
Ready, Thomas, Sword, Borchert, Ware	3-2
Bloodman, Thomas, Sword, Borchert, Ware	4-2
Ready, Applewhite, Sword, Ware, Johnson	1-0

## GAME-BY-GAME STARTERS

<u>Opponent</u>	<u>Date</u>	<u>Guard</u>	<u>Guard</u>	<u>Guard</u>	<u>Forward</u>	<u>Forward</u>	<u>Record</u>
Prairie View	11/08/13	Ready	Applewhite	Sword	Borchert	Ware	1-0
Kennesaw State	11/14/13	Ready	Thomas	Sword	Borchert	Ware	2-0
Mississippi Valley	11/19/13	Bloodman	Thomas	Sword	Borchert	Ware	3-0
Utah State	11/23/13	Bloodman	Thomas	Sword	Borchert	Ware	3-1
Jackson State	11/27/13	Bloodman	Thomas	Sword	Borchert	Ware	4-1
Loyola	12/01/13	Bloodman	Thomas	Sword	Borchert	Ware	5-1
TCU	12/05/13	Bloodman	Thomas	Sword	Borchert	Ware	5-2
SE Louisiana	12/13/13	Ready	Applewhite	Sword	Johnson	Ware	6-2
Florida A&M	12/17/13	Ready	Applewhite	Sword	Borchert	Ware	7-2
Florida Gulf Coast	12/19/13	Ready	Applewhite	Sword	Borchert	Ware	8-2
South Florida	12/22/13	Ready	Applewhite	Sword	Borchert	Ware	9-2
UNLV	12/23/13	Ready	Applewhite	Sword	Borchert	Ware	9-3
Maryland E. Shore	01/02/14	Ready	Thomas	Sword	Borchert	Ware	10-3
Kentucky	01/08/14	Ready	Thomas	Sword	Borchert	Ware	10-4
Ole Miss	01/11/14	Ready	Thomas	Sword	Borchert	Ware	11-4
Alabama	01/15/14	Ready	Thomas	Sword	Borchert	Ware	11-5
Texas A&M	01/18/14	Bloodman	Thomas	Sword	Borchert	Ware	12-5
Auburn							
Ole Miss							
Florida							
Vanderbilt							
Texas A&M							
Kentucky							
Georgia							
Auburn							
LSU							
Arkansas							
Tennessee							
Missouri							
Georgia							
South Carolina							
SEC Tournament							

## 2013-14 Win-Loss Differential

Diff.	1	2	3	4	5	6	7	8	9	10	11	12	13	14	15	16	17	18	19	20	21	22	23	24	25+
Won	1	1		1	1	1			1			2		2								1	1		
Lost										1						1		2				1			



## MISSISSIPPI STATE BY THE NUMBERS

## Mississippi State In Overtime Games

<b>This Season</b> .....	2-0
<b>Overall Overtime Record</b> .....	60-49
<i>Home Overtime Record</i> .....	34-21
<i>Road Overtime Record</i> .....	18-20
<i>Neutral Site Overtime Record</i> .....	8-8
<b>Humphrey Coliseum Overtime Record</b> .....	25-16
<b>SEC Tournament Overtime Record</b> .....	2-5
<b>Double Overtime Record</b> .....	6-5
<b>Four Overtime Record</b> .....	0-2
<b>Postseason Overtime Record</b> .....	1-0
<b>Last OT Played (10T)</b> .....	vs. Texas A&M (W, 81-72, 1/18/14)
<b>Last Double OT</b> .....	vs. UMass (L, 101-96, 3/13/12)
<b>Last Triple OT</b> .....	vs. Alabama (L, 79-78, 2/27/71)
<b>Last Four OT</b> .....	vs. Ole Miss (W, 104-102, 1/24/90)

## Mississippi State Coaches In Overtime Games

<b>Babe McCarthy</b> .....	6-5
<i>Home Overtime Record</i> .....	2-2
<i>Road Overtime Record</i> .....	2-2
<i>Neutral Site Overtime Record</i> .....	2-1
<b>Joe Dan Gold</b> .....	5-3
<i>Home Overtime Record</i> .....	3-3
<i>Road Overtime Record</i> .....	1-0
<i>Neutral Site Overtime Record</i> .....	1-0
<b>Kermit Davis</b> .....	8-6
<i>Home Overtime Record</i> .....	5-3
<i>Road Overtime Record</i> .....	3-3
<b>Ron Greene</b> .....	2-0
<i>Home Overtime Record</i> .....	2-0
<b>Jim Hatfield</b> .....	3-3
<i>Home Overtime Record</i> .....	3-2
<i>Road Overtime Record</i> .....	0-1
<b>Bob Boyd</b> .....	3-4
<i>Home Overtime Record</i> .....	2-1
<i>Road Overtime Record</i> .....	1-2
<i>Neutral Site Overtime Record</i> .....	0-1
<b>Richard Williams</b> .....	15-11
<i>Home Overtime Record</i> .....	7-3
<i>Road Overtime Record</i> .....	5-5
<i>Neutral Site Overtime Record</i> .....	3-3
<b>Rick Stansbury</b> .....	15-16
<i>Home Overtime Record</i> .....	7-6
<i>Road Overtime Record</i> .....	6-7
<i>Neutral Site Overtime Record</i> .....	2-3
<b>Rick Ray</b> .....	3-1
<i>Home Overtime Record</i> .....	3-1

## OVERTIME FOES

TEAM	RECORD	TEAM	RECORD
Alabama .....	6-6	Morehead State .....	1-0
Alaska-Fairbanks .....	1-0	Northeastern Louisiana .....	0-1
Arkansas .....	2-1	Northwestern State .....	0-1
Auburn .....	6-4	Oklahoma .....	1-0
Baylor .....	1-0	Ole Miss .....	6-3
BYU .....	0-1	Old Dominion .....	0-1
California .....	0-1	San Diego .....	0-1
Drake .....	1-0	Santa Clara .....	2-0
Florida .....	0-3	Southern Mississippi .....	1-0
Florida State .....	1-0	Southwestern Louisiana .....	1-0
Georgia .....	3-3	South Alabama .....	1-0
Georgia Tech .....	1-0	South Carolina .....	3-0
Houston .....	0-1	Tennessee .....	6-2
Idaho .....	0-1	Texas .....	1-0
Kentucky .....	4-5	Texas A&M .....	1-1
Loyola .....	1-0	Troy .....	2-0
LSU .....	3-4	Tulane .....	0-1
Memphis State .....	1-0	UAB .....	0-1
Missouri-Kansas City .....	0-1	UMass .....	0-1
Montana .....	1-0	Vanderbilt .....	2-5

## MSU Season and Career Totals

	2013-14	Career
<b>Double-Figure Scoring</b>		
Gavin Ware	8 (6-2)	22 (11-11)
Trivante Bloodman	3 (2-1)	9 (3-6)
Roquez Johnson	9 (8-1)	23 (15-8)
Craig Sword	15 (10-5)	30 (17-13)
Fred Thomas	6 (6-0)	21 (11-10)
Colin Borchert	9 (7-2)	22 (12-10)
I.J. Ready	3 (3-0)	3 (3-0)
Cunningham		1 (1-0)
Dre Applewhite	2 (2-1)	2 (1-1)
<b>20-Plus Point Games</b>		
Gavin Ware	3 (3-0)	4 (4-0)
Craig Sword	4 (3-1)	6 (3-3)
Colin Borchert	1 (1-0)	3 (3-0)
Fred Thomas		1 (1-0)
Roquez Johnson	2 (2-0)	2 (2-0)
<b>30-Plus Point Games</b>		
<b>10-Plus Rebound Games</b>		
Gavin Ware	8 (6-2)	11 (8-3)
Colin Borchert		2 (2-0)
Roquez Johnson	1 (1-0)	1 (1-0)
Dre Applewhite	1 (1-0)	1 (1-0)
<b>Double-Doubles</b>		
Gavin Ware	6 (5-1)	8 (6-2)
Roquez Johnson	1 (1-0)	1 (1-0)
Colin Borchert		1 (1-0)
Dre Applewhite	1 (1-0)	1 (1-0)
<b>3-Plus 3-Point Games</b>		
Fred Thomas	3 (3-0)	7 (5-2)
Tyson Cunningham		1 (0-1)
I.J. Ready	1 (0-1)	1 (0-1)
Colin Borchert	3 (2-1)	6 (4-2)
<b>10-Plus 3-Point Attempt Games</b>		
Thomas		1 (0-1)
<b>3-Plus Steal Games</b>		
I.J. Ready	3 (3-0)	3 (3-0)
Colin Borchert		3 (2-1)
Fred Thomas	3 (3-0)	11 (7-4)
Craig Sword	4 (2-2)	12 (6-6)
Roquez Johnson		1 (0-1)
Tyson Cunningham		1 (1-0)
Trivante Bloodman	2 (2-0)	4 (2-2)
Gavin Ware	1 (1-0)	1 (1-0)
Dre Applewhite	1 (1-0)	1 (1-0)
<b>5-Plus Block Games</b>		
Ware		1 (0-1)
<b>5-Plus Made Free Throws</b>		
Trivante Bloodman	2 (2-0)	10 (6-4)
Roquez Johnson	3 (3-0)	11 (7-4)
Craig Sword	7 (5-2)	12 (8-4)
Fred Thomas		3 (1-2)
Gavin Ware	2 (2-0)	4 (3-1)
Colin Borchert	3 (3-0)	4 (4-0)
Dre Applewhite	1 (1-0)	1 (1-0)

Note: Record in games in ()

# THE LAST TIME . . .

## THE LAST TIME AN MSU PLAYER ...

### Scored 30 or more points in a game:

32, Ravern Johnson vs. Tenn. St. (11-12-10)

### Scored 33 or more points in a game:

33, Ravern Johnson vs. Troy (11-26-10)

### Scored 34 or more points in a game:

34, Arnett Moultrie vs. UMass (3-13-12)

### Scored 35 or more points in a game:

36, Jeff Malone at Ole Miss (2-19-83)

### Scored 37 or more points in a game:

39, Jeff Malone vs. Alabama (1-31-83)

### Scored 40 or more points in a game:

40, Rickey Brown vs. Auburn (3-7-77)

### Scored 20+ points in back-to-back games:

Craig Sword (24 vs. Loyola 12-01-13;

24 vs. TCU (12-05-13)

### Scored 20+ points in three-consecutive games:

Craig Sword (24 vs. Loyola, 12-01-13; 24 vs.

TCU, 12-05-13; 22 vs. SELA, 12-13-13)

### Scored 20+ points in five-consecutive games:

Jeff Malone, 1982-83 (11 consecutive)

### Scored 30+ points in back-to-back games:

Jeff Malone (36 at Ole Miss & 30 vs.

Georgia, 1982-83)

### Scored 30+ points in three-consecutive games:

Jeff Malone (33 at LSU; 36 at Ole Miss &

30 vs. Georgia, 1982-83)

### Made 10 field goals in a game:

10, Gavin Ware vs. Maryland ES (1-2-14)

### Made 11 field goals in a game:

11, Dee Bost vs. Auburn (2-13-10)

### Made 12 field goals in a game:

12, Arnett Moultrie vs. UMass (3-13-12)

### Made 13 field goals in a game:

13, Horatio Webster vs. SW Missouri St.

(11-23-97)

### Made 14 field goals in a game:

14, Cameron Burns at Georgia (1-17-90)

### Made 15 or more field goals in a game:

16, Raymond Brown vs. Florida (3-2-85)

### Attempted 20 field goals in a game:

20, Ravern Johnson vs. St. Mary's (12-29-10)

### Attempted 21 or more field goals in a game:

21, Dee Bost vs. Kentucky (2-16-10)

### Attempted 23 or more field goals in a game:

23, Arnett Moultrie vs. UMass (3-13-12)

### Attempted 25 field goals in a game:

25, Chuck Evans at Alabama (3-6-93)

### Attempted 26 field goals in a game:

26, Tony Watts at Ole Miss (2-22-92)

### Attempted 27 or more field goals in a game:

28, Jeff Malone vs. Vanderbilt (1-8-83)

### Made six 3-pointers in a game:

6, Dee Bost vs. Old Dominion (11-28-09)

### Made seven 3-pointers in a game:

7, Dee Bost vs. Troy (12-10-11)

### Made eight or more 3-pointers in a game:

8, Winsome Frazier vs. UMKC (11-23-04)

### Attempted 11 3-pointers in a game:

11, Dee Bost vs. Detroit (12-17-11)

### Attempted 12 3-pointers in a game:

12, Ravern Johnson vs. ETSU (12-11-10)

### Attempted 13 or more 3-pointers in a game:

13, Dee Bost vs. Troy (12-10-11)

### Attempted 16 or more 3-pointers in a game:

17, Darryl Wilson vs. Alabama (3-4-95)

### Made 14 or more free throws in a game:

14, Charles Rhodes vs. Oregon (3-21-08)

### Made 15 or more free throws in a game:

15, Craig Sword vs. Ole Miss (1-11-14)

### Attempted 17 free throws in a game:

17, Jarvis Varnado at Houston (12-19-09)

### Attempted 18 free throws in a game:

18, Craig Sword vs. Ole Miss (1-11-14)

### Attempted 19 free throws in a game:

19, Carl Nichols vs. SE La. (12-1-88)

### Had 16 rebounds in a game:

16, Gavin Ware vs. Maryland ES (1-2-14)

### Had 17 rebounds in a game:

17, Jarvis Varnado at San Diego (12-31-09)

### Had 18 or more rebounds in a game:

21, Wesley Morgan vs. SE La. (11-28-05)

### Had 22 or more rebounds in a game:

23, Rickey Brown vs. Vanderbilt (12-6-79)

### Had 24 or more rebounds in a game:

24, Wiley Peck vs. Alabama (1-27-79)

### Had 10 or more offensive rebounds in a game:

11, Arnett Moultrie vs. Northwestern State

(12-22-11)

### Had 10 or more defensive rebounds in a game:

11, Gavin Ware vs. Maryland ES (1-2-14)

### Had 13 or more defensive rebounds in a game:

13, Colin Borchert (3-9-13)

### Had 15 or more defensive rebounds in a game:

15, Jarvis Varnado at San Diego (12-31-09)

### Had 10 assists in a game:

10, Dee Bost vs. LSU (1-25-11)

### Had 11 assists in a game:

11, Dee Bost vs. Vanderbilt (3-11-11)

### Had 13 assists in a game:

13, Dee Bost vs. Ole Miss (2-9-12)

### Had 14 assists in a game:

14, Gary Ervin vs. Florida A&M (12-20-04)

### Had 15 or more assists in a game:

16, Chuck Evans at UMKC (2-23-93)

### Had 10 or more turnovers in a game:

10, Charles Rhodes vs. Nicholls (11-11-06)

### Had five or more blocks in a game:

5, Gavin Ware at Loyola (12-15-12)

### Had seven blocks in a game:

7, Jarvis Varnado at LSU (2-20-10)

### Had eight blocks in a game:

8, Jarvis Varnado vs. Alabama (2-24-10)

### Had nine blocks in a game:

9, Jarvis Varnado at Vanderbilt (2-3-10)

### Had 10 blocks in a game:

10, Jarvis Varnado vs. Arkansas (1-14-10)

### Had 10+ blocks in two consecutive games:

Jarvis Varnado (10 vs. Georgia & 10 vs.

Kentucky, 2007-08)

### Had five steals in a game:

5, I.J. Ready vs. Florida Gulf Coast (12-19-13)

### Had six or more steals in a game:

7, Craig Sword vs. Ole Miss (1-11-14)

## LAST TIME AN MSU TEAM...

### Scored 100 or more points:

106 vs. Troy (12-10-11)

### Scored 100 or more points in an SEC game:

105 vs. Auburn (3-2-04)

### Allowed 100 or more points in an SEC game:

115 at Arkansas (2-20-93)

### Allowed 100 or more points in non-SEC play:

101 vs. UMass (3-13-12)

### Was held to 52 points or less:

51 at Loyola (12-15-12)

### Was held to 50 points:

50 vs. Alabama (2-25-12)

### Was held to 49 points or less:

49 vs. Texas A&M (1-30-13)

### Was held to 45 points or less:

43 vs. Alabama (1-16-13)

### Was held to 40 points or less:

36 vs. Missouri (2-13-13)

### Was held to 35 points or less:

31 vs. Vanderbilt (2-23-13)

### Held opponent to 59 points or less:

59 vs. South Carolina - SECT (3-13-13)

### Held opponent to 56 points or less:

56 vs. Jackson State (11-27-13)

### Held opponent to 55 points or less:

53 vs. Florida Gulf Coast (12-19-13)

### Held opponent to 50 points or less:

46 vs. New Orleans (1-3-13)

### Held opponent to 45 points or less:

45 vs. MVSU (12-28-09)

### Held opponent to 42 points or less:

42 vs. Texas-San Antonio (12-4-12)

### Held opponent to 39 points or less:

39 at LSU (1-9-08)

### Shot 50 percent or better from the field:

.527 [29-55] vs. Texas A&M (1-18-14)

### Shot 55 percent or better from the field:

.565 [35-62] vs. New Orleans (1-3-13)

### Shot 60 percent or better from the field:

.604 [29-48] vs. Auburn (2-4-12)

### Shot 65 percent or better from the field:

.660 [35-53] vs. Western Kentucky (1-5-09)

### Was held to less than 35 percent from the field:

.345 [20-58] vs. Tennessee-SECT (3-14-13)

### Was held to less than 30 percent from the field:

.283 [17-60] vs. North Carolina (11-19-12)

### Was held to less than 25 percent from the field:

.175 [7-40] vs. Vanderbilt (2-23-13)

### Held opp. to 35 percent or less from the field:

.343 [25-73] vs. Florida A&M (12-17-13)

### Held opp. to 30 percent or less from the field:

.273 [15-55] vs. Texas-San Antonio (12-4-12)

### Opponent shot 50 percent or better:

.526 [30-57], Alabama (1-15-14)

### Made 35 or more field goals:

35 vs. Mississippi Valley State (11-19-13)

### Made 40 or more field goals:

40 vs. Troy (12-10-11)

### Attempted 70 or more shots from the field:

71 vs. Troy (12-10-11)

### Attempted 80 or more shots from the field:

80 at Alabama (2-21-09)

### Attempted just 40 shots from the field:

40 vs. Vanderbilt (2-23-13)

### Attempted 39 or fewer shots from the field:

39 vs. Vanderbilt (2-12-05)

### Made 10 or more 3-pointers:

11 vs. New Orleans (1-3-13)

### Made 12 3-pointers:

12 vs. Auburn (2-4-12)

### Made 15 3-pointers:

15 vs. North Carolina A&T (12-12-10)

### Made 16 3-pointers:

16 vs. Troy (12-10-11)

### Did not make a 3-pointer:

[0-10] vs. South Carolina (1-9-13)

### Made just one 3-pointer:

vs. UNLV (12-23-13)

### Made just two 3-pointers:

vs. Vanderbilt (2-23-13)

### Attempted 10 3-pointers or less:

10 vs. Texas A&M (1-18-14)

### Attempted six 3-pointers or less:

6 at Ole Miss (1-29-03)

### Attempted 25 3-pointers:

25 vs. Ole Miss (2-9-12)

### Attempted 26 3-pointers:

26 vs. South Carolina (3-5-11)

### Attempted 27 or more 3-pointers:

29 vs. Ole Miss (1-18-12)

### Attempted 30 or more 3-pointers:

31 vs. Troy (12-10-11)

### Attempted 35 or more 3-pointers:

35 vs. Kentucky (2-16-10)

### Made 31 or more free throws:

33 vs. Florida A&M (12-17-13)

### Made 40 or more free throws:

41 vs. LSU (2-11-09)

### Made 50 or more free throws:

52 vs. LSU (2-11-09)

### Made fewer than five free throws:

4 at Alabama (1-19-08)

### Made fewer than four free throws:

3 vs. Baylor (12-28-11)

### Made only 1 free throw:

1 at Kentucky (1-13-07)

### Attempted 30 or more free throws:

32 vs. Texas A&M (1-18-14)

# THE LAST TIME (CONTINUED) . . .

**Attempted 35 or more free throws:**

37 vs. Ole Miss (3-2-13)

**Attempted 40 or more free throws:**

42 vs. Ole Miss (1-11-14)

**Attempted 45 or more free throws:**

45 vs. Florida A&amp;M (12-17-13)

**Attempted fewer than 10 free throws:**

8, vs. Alabama (1-16-13)

**Had 50 or more rebounds:**

51 vs. Prairie View (11-8-13)

**Had 55 or more rebounds:**

58 vs. Troy (12-10-05)

**Had 59 or more rebounds:**

59 at Houston (12-19-09)

**Had fewer than 25 rebounds:**

23 vs. Utah State (11-23-13)

**Had 20 or fewer rebounds:**

20 vs. Florida (1-26-13)

**Had 20 or more assists:**

20 vs. Louisiana-Monroe (11-21-11)

**Had 21 or more assists:**

21 vs. Auburn (2-4-12)

**Had 25 or more assists:**

25 vs. St. Bonaventure (12-05-09)

**Had 30 or more assists:**

30 vs. Troy (12-10-11)

**Had Fewer Than 5 Assists:**

4, Vanderbilt (2-23-13)

**Had 20 or more turnovers:**

20 vs. South Carolina (3-6-13)

**Had 21 or more turnovers:**

21 vs. Prairie View (11-8-13)

**Had 22 or more turnovers:**

23 vs. Alabama (2-20-13)

**Had 25 turnovers:**

25 vs. UT Martin (11-17-07)

**Had 29 or more turnovers:**

29 at Arkansas (1-23-13)

**Had 30 or more turnovers:**

31 at Kentucky (1-7-97)

**Had 34 or more turnovers:**

34 at Evansville (12-17-75)

**Had fewer than 10 turnovers:**

9 vs. Ole Miss (1-11-14)

**Had five or fewer turnovers:**

5 vs. Florida Atlantic (11-30-10)

**Forced 25 or more turnovers**

26 vs. Kennesaw State (11-14-13)

**Had 10 blocked shots:**

10 vs. Tennessee (1-12-12)

**Had 11 blocked shots:**

11 at Alabama (2-21-09)

**Had 12 blocked shots:**

12 vs. Troy (11-26-10)

**Had 13 blocked shots:**

13 vs. Arkansas (1-14-10)

**Had 14 blocked shots:**

14 vs. Texas-Pan American (11-24-09)

**Had 16 blocked shots:**

16 vs. Georgia (1-12-08)

**Had 10 steals:**

10 vs. South Florida (12-22-13)

**Had 11 steals:**

11 vs. Texas A&amp;M (1-18-14)

**Had 12 steals:**

12 vs. Florida A&amp;M (12-17-13)

**Had 13 or more steals:**

14 vs. South Carolina (1-9-13)

**Had 15 or more steals:**

15 vs. Florida Gulf Coast (12-19-13)

**Had 17 or more steals:**

17 vs. Florida Atlantic (11-13-12)

**Had 20 or more steals:**

20 vs. Nicholls State (11-17-01)

**Had 1 steal or less:**

1 vs. Vanderbilt (3-11-11)

## CHARTING THE BULLDOGS

**Dunks**

Gavin Ware	19
Craig Sword	9
Roquez Johnson	5
Fred Thomas	5
Colin Borchert	4

**Charges Drawn**

Craig Sword	5
Tyson Cunningham	4
Trivante Bloodman	4
Fred Thomas	3
Dre Applewhite	2
I.J. Ready	2
Colin Borchert	1

**Point Distribution (%)**

Senior	200 (16.6 percent)
Junior	259 (21.5 percent)
Sophomore	580 (48.3 percent)
Freshman	163 (13.6 percent)

**TOTAL: 1,202****First Sub**

Roquez Johnson	12
Trivante Bloodman	5
Fred Thomas	4
Tyson Cunningham	1
Jacoby Davis	1

**Scored First Points**

Colin Borchert	5
Craig Sword	5
Gavin Ware	3
Dre Applewhite	1
Trivante Bloodman	1
Fred Thomas	1
I.J. Ready	1

**How First Points Were Scored**

3-pointer	3
Jumper	8
Layup	4
Dunk	
Free Throw	2

**Final Three Minutes From FT Line**

Trivante Bloodman	2-2
Craig Sword	12-16
Gavin Ware	8-12
Fred Thomas	5-8
Roquez Johnson	4-8
Tyson Cunningham	2-2
Applewhite	2-4
I.J. Ready	4-4
Colin Borchert	8-10
Tevin Moore	1-3

**TOTAL 48-69 (.696)**

## DIFFERENCE BETWEEN WINNING AND LOSING

Wins	Stat	Losses
73.6.....	Points.....	63.8
63.0.....	Opp. Points.....	81.0
+10.6 .....	Scoring Margin .....	-17.2
46.1.....	FG% .....	44.1
41.3.....	Opp. FG%.....	48.7
31.5.....	3FG% .....	22.7
29.2.....	Opp. 3FG%.....	38.9
64.6.....	FT%.....	68.2
71.5.....	Opp. FT% .....	72.5
36.8.....	Rebounds .....	28.2
33.6.....	Opp. Rebounds.....	38.2
+3.3 .....	Rebound Margin .....	-10.0
13.2.....	Assists.....	11.8
13.7.....	Turnovers .....	14.4
+3.0 .....	Turnover Margin .....	+0.6
10.0.....	Steals.....	7.6
3.3.....	Blocks .....	2.0



## 1 FRED THOMAS



Sophomore • Guard

6-5 • 206

JACKSON, MS

Jim Hill High School

## Things To Note . . .

Did not play against Prairie View due to an NCAA-mandated one-game suspension. ... Responded by scoring a game-high 17 points against Kennesaw State. ... Totaled 11 points vs. JSU. ... Blocked a last-second shot in overtime to preserve a win against Loyola. ... Recorded 10 points and three steals against Florida Gulf Coast. ... Tied a career-high four made 3-pointers against South Florida. ... Started 11 games. ... Totaled 10 points vs. UMES to go over 400 for his career. ... Tied season high with 3 assists vs. Ole Miss and had 13 points vs. TAMU.

## 2013-14 Game-By-Game

Opponent	MIN	FG	Pct.	3FG	Pct.	FT	Pct.	O-D-R	PF	A	TO	B	S	PTS
N8 Prairie View	-DNP-													
N14 Kennesaw State	30	6-14	.429	4-8	.500	1-4	.250	2-1-3	3	3	0	1	3	17
N19 Mississippi Valley State	27	3-9	.333	1-3	.333	1-1	1.000	0-1-1	2	1	3	0	2	8
N23 Utah State	32	1-5	.200	0-2	.000	0-1	.000	0-2-2	2	2	3	2	0	2
N27 Jackson State	33	3-10	.300	1-4	.250	4-5	.800	0-6-6	3	0	2	0	0	11
D1 Loyola	37	3-8	.375	1-4	.250	0-2	.000	0-3-3	3	0	3	1	0	7
D5 TCU	24	0-4	.000	0-3	.000	1-2	.500	0-3-3	2	2	2	2	1	1
D13 Southeastern Louisiana	25	3-10	.300	0-1	.000	2-2	1.000	0-6-6	1	0	2	1	2	8
D17 Florida A&M	26	2-11	.182	0-6	.000	1-2	.500	1-5-6	1	3	1	1	1	5
D19 Florida Gulf Coast	31	3-9	.333	3-8	.375	1-2	.500	1-2-3	1	0	1	0	3	10
D22 South Florida	28	4-8	.500	4-7	.571	2-2	1.000	0-2-2	0	2	0	0	1	14
D23 UNLV	29	3-9	.333	0-4	.000	0-0	.000	0-4-4	1	1	0	0	2	6
J2 Maryland Eastern Shore	35	4-10	.400	2-5	.400	0-0	.000	0-3-3	2	2	2	2	1	10
J8 Kentucky	29	1-8	.125	1-4	.250	0-0	.000	0-1-1	2	2	2	0	0	3
J11 Ole Miss	26	2-9	.222	1-7	.143	1-2	.500	0-2-2	2	3	1	1	0	6
J15 Alabama	31	3-8	.375	2-4	.500	0-0	.000	0-3-3	1	0	0	1	1	8
J18 Texas A&M	41	6-10	.600	1-2	.500	0-1	.000	1-4-5	3	2	3	0	3	13
J22 Auburn														
J25 Ole Miss														
J30 Florida														
F1 Vanderbilt														
F5 Texas A&M														
F8 Kentucky														
F12 Georgia														
F15 Auburn														
F19 LSU														
F22 Arkansas														
F26 Tennessee														
M1 Missouri														
M5 Georgia														
M8 South Carolina														
M13 SECT														

## Season &amp; MSU Highs

## Points

Season: 17, Kennesaw State (11-14-13)  
 Career: 21, South Carolina (3-13-13)

## Field Goals Made

Season: 6, twice,  
 last vs. Texas A&M (1-18-14)  
 Career: 6, seven times,  
 last vs. Texas A&M (1-18-14)

## Field Goals Attempted

Season: 14, Kennesaw State (11-14-13)  
 Career: 15, Marquette (11-20-12)

## 3-Point FG Made

Season: 4, twice,  
 last vs. South Florida (12-22-13)  
 Career: 4, four times,  
 last vs. South Florida (12-22-13)

## 3-Point FG Attempted

Season: 8, twice,  
 last vs. Florida Gulf Coast (12-19-13)  
 Career: 10, twice,  
 last vs. Providence (12-1-12)

## Free Throws Made

Season: 4, Jackson State (11-27-13)  
 Career: 8, Florida (1-26-13)

## Free Throws Attempted

Season: 5, Jackson State (11-27-13)  
 Career: 9, Florida (1-26-13)

## Rebounds

Season: 6, three times,  
 last vs. Florida A&M (12-17-13)  
 Career: 7, Central Arkansas (12-22-12)

## Assists

Season: 3, three times,  
 last vs. Ole Miss (1-11-14)  
 Career: 4, twice,  
 last vs. South Carolina (3-6-13)

## Blocks

Season: 2, three times,  
 last vs. Maryland ES (1-2-14)  
 Career: 3, three times,  
 last vs. South Carolina (3-13-13)

## Steals

Season: 3, three times,  
 last vs. Texas A&M (1-18-14)  
 Career: 7, Florida (1-26-13)

## Minutes

Season: 41, Texas A&M (1-18-14)  
 Career: 41, Texas A&M (1-18-14)

## CAREER STATS FOR FRED THOMAS

Year	GP-GS	Min/Avg	FG-FGA	Pct	3FM-3GA	Pct	FT-FTA	Pct	Rebs	PF-D	Asst	TO	Blk	Stl	Pts/Avg
2012-13	32-19	917/28.7	103-314	.328	41-172	.238	62-78	.795	112-3.5	45-1	43	49	27	56	309/9.7
2013-14	16-11	484/30.3	47-142	.331	21-72	.292	14-26	.538	53-3.3	29-0	23	25	12	20	129/8.1
TOTAL	48-30	1401/29.2	150-456	.329	62-244	.254	76-104	.731	165-3.4	74-1	66	74	39	76	438/9.1

## 3 COLIN BORCHERT



Senior • Forward

6-8 • 231

Phoenix, AZ

East Mississippi CC

## Things To Note . . .

Tallied 15 points, 4 rebounds, and 2 blocks against Kennesaw State. ... Added 14 points Mississippi Valley State. ... Played but did not start vs. SE Louisiana and finished with season-high 7 rebounds. ... In Las Vegas score 11 and 12 points against South Florida and UNLV, respectively. ... Had career highs in points (22) and assists (5) vs. UMES, while also collecting 200th-career rebound. ... Tied season high with 3 blocks vs. Ole Miss and reached 400 points for his career. ... Had 14 points, 4 assists vs. TAMU.

## 2013-14 Game-By-Game

Opponent	MIN	FG	Pct.	3FG	Pct.	FT	Pct.	O-D-R	PF	A	TO	B	S	PTS
N8 Prairie View	24	2-5	.400	1-3	.333	2-2	1.000	2-2-4	3	0	0	1	1	7
N14 Kennesaw State	29	5-13	.385	3-7	.429	2-2	1.000	1-3-4	4	1	2	2	1	15
N19 Mississippi Valley State	31	6-13	.462	2-5	.400	0-0	.000	1-3-4	2	4	1	2	1	14
N23 Utah State	23	6-12	.500	3-7	.429	0-0	.000	0-1-1	3	1	2	0	0	15
N27 Jackson State	30	3-6	.500	0-2	.000	0-0	.000	1-4-5	4	0	2	2	1	6
D1 Loyola	32	2-8	.250	1-6	.167	1-2	.500	0-0-0	5	3	2	0	1	6
D5 TCU	15	1-4	.250	0-3	.000	0-0	.000	0-2-2	4	2	1	1	1	2
D13 Southeastern Louisiana	27	2-5	.400	1-4	.250	4-4	1.000	0-7-7	3	0	6	2	0	9
D17 Florida A&M	29	3-7	.429	2-4	.500	2-2	1.000	0-6-6	1	1	1	3	2	10
D19 Florida Gulf Coast	29	1-7	.143	0-3	.000	0-0	.000	1-4-5	3	1	4	0	2	2
D22 South Florida	27	2-7	.286	1-5	.200	6-8	.750	1-4-5	3	1	2	1	0	11
D23 UNLV	29	6-12	.500	0-4	.000	0-0	.000	3-3-6	1	1	3	2	2	12
J2 Maryland Eastern Shore	29	7-12	.583	2-4	.500	6-6	1.000	2-3-5	0	5	2	1	2	22
J8 Kentucky	20	2-7	.286	2-5	.400	2-2	1.000	0-3-3	5	1	0	0	0	8
J11 Ole Miss	30	5-11	.455	3-6	.500	1-2	.500	1-4-5	2	1	0	3	0	14
J15 Alabama	30	3-10	.300	0-3	.000	1-2	.500	0-6-6	4	2	3	0	0	7
J18 Texas A&M	35	4-9	.444	0-2	.000	6-9	.667	1-4-5	3	4	5	2	1	14
J22 Auburn														
J25 Ole Miss														
J30 Florida														
F1 Vanderbilt														
F5 Texas A&M														
F8 Kentucky														
F12 Georgia														
F15 Auburn														
F19 LSU														
F22 Arkansas														
F26 Tennessee														
M1 Missouri														
M5 Georgia														
M8 South Carolina														
M13 SECT														

## Season &amp; MSU Highs

## Points

Season: 22, Maryland ES (1-2-14)  
 Career: 22, Maryland ES (1-2-14)

## Field Goals Made

Season: 7, Maryland ES (1-2-14)  
 Career: 8, New Orleans (1-3-13)

## Field Goals Attempted

Season: 13, twice,  
 last vs. MVSU (11-19-13)  
 Career: 16, Tennessee (3-14-13)

## 3-Point FG Made

Season: 3, three times,  
 last vs. Ole Miss (1-11-14)  
 Career: 4, Auburn (3-9-13)

## 3-Point FG Attempted

Season: 7, twice,  
 last vs. Utah State (11-23-13)  
 Career: 7, four times,  
 last vs. Utah State (11-23-13)

## Free Throws Made

Season: 6, three times,  
 last vs. Texas A&M (1-18-14)  
 Career: 9, Texas A&M (1-18-14)

## Free Throws Attempted

Season: 8, South Florida (12-22-13)  
 Career: 8, twice,  
 last vs. South Florida (12-22-13)

## Rebounds

Season: 7, SE Louisiana (12-13-13)  
 Career: 13, Auburn (3-9-13)

## Assists

Season: 5, MD Eastern Shore (1-2-14)  
 Career: 5, MD Eastern Shore (1-2-14)

## Blocks

Season: 3, twice,  
 last vs. Ole Miss (1-11-14)  
 Career: 4, South Carolina (1-9-13)

## Steals

Season: 2, four times,  
 last vs. Maryland ES (1-2-14)  
 Career: 5, New Orleans (1-3-13)


## Minutes

Season: 35, Texas A&M (1-18-14)  
 Career: 36, Auburn (3-9-13)

## CAREER STATS FOR COLIN BORCHERT

Year	GP-GS	Min/Avg	FG-FGA	Pct	3FM-3GA	Pct	FT-FTA	Pct	Rebs	PF-D	Asst	TO	Blk	Stl	Pts/Avg
2012-13	29-24	783/27.0	100-242	.413	33-98	.337	27-41	.659	146-5.0	83-4	37	66	36	33	260/9.0
2013-14	17-16	469/27.6	60-148	.405	21-73	.288	33-41	.805	73-4.3	50-2	28	36	22	15	174/10.2
TOTAL	46-40	1252/27.2	160-390	.410	54-171	.316	60-82	.732	219-4.8	133-6	65	102	58	48	434/9.4

## 4 TRIVANTE BLOODMAN



Junior • Guard



Olney Central College

## Things To Note . . .

Tallied seven points and six rebounds in 26 minutes against Prairie View. ... Scored 11 points and grabbed two steals in 16 minutes against Kennesaw State. ... Earned his first start of the season against Mississippi Valley State, tallying a game-high 5 assists and a career-high 4 steals. ... Notched a season-high 6 assists against Utah State. ... Made a career-high eight free throws against Florida A&M and finished with 10 points. ... Tied his career-high with 13 points at Kentucky. ... Added 3 points, 3 assists and 3 steals vs. TAMU.

## 2013-14 Game-By-Game

Opponent	MIN	FG	Pct.	3FG	Pct.	FT	Pct.	O-D-R	PF	A	TO	B	S	PTS
N8 Prairie View	26	3-7	.429	0-0	.000	1-2	.500	2-4-6	4	2	0	0	0	7
N14 Kennesaw State	16	2-3	.667	0-0	.000	7-9	.778	1-2-3	2	0	1	0	2	11
N19 Mississippi Valley State	27	4-5	.800	0-0	.000	0-0	.000	1-1-2	1	5	1	0	4	8
N23 Utah State	19	1-4	.250	0-2	.000	0-0	.000	0-0-0	4	6	2	0	1	2
N27 Jackson State	31	2-4	.500	1-2	.500	1-2	.500	0-1-1	1	2	1	0	2	6
D1 Loyola	39	1-2	.500	0-0	.000	0-0	.000	0-1-1	2	2	0	0	1	2
D5 TCU	25	1-4	.250	0-1	.000	0-0	.000	0-1-1	3	2	0	0	1	2
D13 Southeastern Louisiana	22	1-1	1.000	0-0	.000	2-5	.400	2-2-4	0	2	0	0	0	4
D17 Florida A&M	21	1-3	.333	0-0	.000	8-9	.889	1-2-3	1	1	3	0	0	10
D19 Florida Gulf Coast	16	2-3	.667	0-0	.000	1-1	1.000	0-0-0	1	1	1	0	1	5
D22 South Florida	14	1-1	1.000	0-0	.000	0-0	.000	0-1-1	0	0	1	0	2	2
D23 UNLV	15	3-4	.750	0-0	.000	0-0	.000	1-2-3	3	0	2	0	1	6
J2 Maryland Eastern Shore	13	0-1	.000	0-0	.000	3-4	.750	1-0-1	1	1	1	1	0	3
J8 Kentucky	25	5-6	.833	0-0	.000	3-4	.750	0-1-1	2	2	0	0	1	13
J11 Ole Miss	21	1-3	.333	0-2	.000	3-6	.500	0-2-2	1	3	2	0	2	5
J15 Alabama	30	2-5	.400	0-0	.000	2-2	1.000	1-2-3	2	5	1	0	0	6
J18 Texas A&M	30	1-3	.333	1-1	1.000	0-0	.000	1-2-3	4	3	2	0	3	3
J22 Auburn														
J25 Ole Miss														
J30 Florida														
F1 Vanderbilt														
F5 Texas A&M														
F8 Kentucky														
F12 Georgia														
F15 Auburn														
F19 LSU														
F22 Arkansas														
F26 Tennessee														
M1 Missouri														
M5 Georgia														
M8 South Carolina														
M13 SECT														

## Season &amp; MSU Highs

## Points

Season: 13, Kentucky (1-8-14)  
 Career: 13, twice,  
 last vs. Kentucky (1-8-14)

## Field Goals Made

Season: 5, Kentucky (1-8-14)  
 Career: 5, Kentucky (1-8-14)

## Field Goals Attempted

Season: 7, Prairie View (11-8-13)  
 Career: 8, three times,  
 last vs. Tennessee (3-14-13)

## 3-Point FG Made

Season: 1, twice,  
 last vs. Texas A&M (1-18-14)  
 Career: 2, Texas (11-21-12)

## 3-Point FG Attempted

Season: 2, twice,  
 last vs. Jackson State (11-27-13)  
 Career: 3, four times,  
 last vs. Tennessee (3-14-13)

## Free Throws Made

Season: 8, Florida A&M (12-17-13)  
 Career: 8, Florida A&M (12-17-13)

## Free Throws Attempted

Season: 9, twice,  
 last vs. Florida A&M (12-7-13)  
 Career: 9, twice,  
 last vs. Florida A&M (12-7-13)

## Rebounds

Season: 6, Prairie View (11-8-13)  
 Career: 8, Providence (21-1-12)

## Assists

Season: 6, Utah State (11-23-13)  
 Career: 7, Florida Atlantic (11-13-12)

## Blocks

Season:  
 Career: 1, Georgia (1-12-13)

## Steals

Season: 4, MVSU (11-19-13)  
 Career: 4, MVSU (11-19-13)

## Minutes

Season: 39, Loyola (12-1-13)  
 Career: 39, twice,  
 last vs. Loyola (12-1-13)

## CAREER STATS FOR TRIVANTE BLOODMAN

Year	GP-GS	Min/Avg	FG-FGA	Pct	3FM-3GA	Pct	FT-FTA	Pct	Rebs	PF-D	Ast	TO	Blk	Stl	Pts/Avg
2012-13	32-32	931/29.1	51-145	.352	12-43	.279	82-113	.726	104-3.3	82-2	75	88	1	37	196/6.1
2013-14	17-6	390/22.9	31-59	.525	2-8	.250	31-44	.705	35-2.1	32-0	37	18	0	22	95/5.6
TOTALS	49-38	1321/27.0	82-204	.402	14-51	.275	113-157	.720	139-2.8	114-2	112	106	1	59	291/5.9



## 11 JACOBY DAVIS



Freshman • Guard

6-1 • 191

Charlotte, N.C.

West Charlotte HS

## Things To Note . . .

Saw first career action against Kennesaw State after missing all of last year the first game this season with a knee injury. ... Scored first career points vs. Mississippi Valley State on a 3-pointer and finished with 6. ... Logged a career-high 21 minutes against Utah State, scoring five points. ... Also had 6 points vs. JSU. ... Recorded a career-best 2 assists against Loyola. ... Did not play against SE Louisiana. ... Swiped two steals vs. Florida A&M. ... Had 1 steal against UNLV in 3 minutes of action. ... Logged 9 minutes vs. UMES and finished with 3 points. ... Logged 20 minutes vs. TAMU.

## 2013-14 Game-By-Game

Opponent	MIN	FG	Pct.	3FG	Pct.	FT	Pct.	O-D-R	PF	A	TO	B	S	PTS
N8 Prairie View	-DNP-													
N14 Kennesaw State	2	0-1	.000	0-1	.000	0-0	.000	0-0-0	0	1	0	0	0	0
N19 Mississippi Valley State	13	2-3	.667	2-3	.667	0-1	.000	1-1-2	1	0	0	0	1	6
N23 Utah State	21	1-6	.167	1-4	.250	2-2	1.000	0-0-0	2	0	0	0	0	5
N27 Jackson State	9	2-3	.333	2-3	.667	0-0	.000	1-1-2	1	0	0	0	0	6
D1 Loyola	6	0-1	.000	0-1	.000	0-0	.000	0-0-0	0	2	0	0	0	0
D5 TCU	3	0-1	.000	0-1	.000	0-0	.000	0-0-0	0	0	0	0	0	0
D13 Southeastern Louisiana	-DNP-													
D17 Florida A&M	5	0-1	.000	0-1	.000	0-0	.000	0-0-0	0	0	0	0	2	0
D19 Florida Gulf Coast	-DNP-													
D22 South Florida	-DNP-													
D23 UNLV	3	0-0	.000	0-0	.000	0-0	.000	0-0-0	0	0	0	0	1	0
J2 Maryland Eastern Shore	9	1-3	.333	1-3	.333	0-0	.000	0-1-1	2	1	0	0	0	3
J8 Kentucky	14	2-4	.500	0-2	.000	0-0	.000	0-1-1	2	3	0	0	0	4
J11 Ole Miss	7	0-2	.000	0-1	.000	0-0	.000	1-0-1	0	0	0	0	0	0
J15 Alabama	8	1-3	.333	1-2	.500	0-0	.000	0-0-0	2	1	1	0	0	3
J18 Texas A&M	20	0-3	.000	0-2	.000	0-0	.000	0-1-1	1	1	0	0	1	0
J22 Auburn														
J25 Ole Miss														
J30 Florida														
F1 Vanderbilt														
F5 Texas A&M														
F8 Kentucky														
F12 Georgia														
F15 Auburn														
F19 LSU														
F22 Arkansas														
F26 Tennessee														
M1 Missouri														
M5 Georgia														
M8 South Carolina														
M13 SECT														

## Season &amp; MSU Highs

## Points

Season: 6, twice,  
last vs. Jackson State (11-27-13)

## Field Goals Made

Season: 2, three times,  
last vs. Kentucky (1-8-14)

## Field Goals Attempted

Season: 6, Utah State (11-23-13)

## 3-Point FG Made

Season: 2, twice,  
last vs. Jackson State (11-27-13)

## 3-Point FG Attempted

Season: 4, Utah State (11-23-13)

## Free Throws Made

Season: 2, Utah State (11-23-13)

## Free Throws Attempted

Season: 2, Utah State (11-23-13)

## Rebounds

Season: 2, twice,  
last vs. Jackson State (11-27-13)

## Assists

Season: 3, Kentucky (1-8-14)

## Blocks

Season:

## Steals

Season: 2, Florida A&M (12-17-13)

## Minutes

Season: 21, Utah State (11-23-13)

## CAREER STATS FOR JACOBY DAVIS

Year	GP-GS	Min/Avg	FG-FGA	Pct	3FM-3GA	Pct	FT-FTA	Pct	Rebs	PF-D	Ast	TO	Blk	Stl	Pts/Avg
2013-14	13-0	120/9.2	9-31	.290	7-24	.292	2-3	.667	8-0.6	11-0	9	1	0	5	27/2.1

## 12 DE'RUNNYA WILSON



Freshman • Forward

6-5 • 215

Birmingham, Ala.

Wenonah HS

## Things To Note . . .

Spent the fall on the football team, where he caught 26 passes for 351 yards and three touchdowns. ... First basketball action came at Alabama, where he logged 4 minutes. ... Did not play vs. Texas A&M.

## 2013-14 Game-By-Game

Opponent	MIN	FG	Pct.	3FG	Pct.	FT	Pct.	O-D-R	PF	A	TO	B	S	PTS
N8 Prairie View	-DNP-													
N14 Kennesaw State	-DNP-													
N19 Mississippi Valley State	-DNP-													
N23 Utah State	-DNP-													
N27 Jackson State	-DNP-													
D1 Loyola	-DNP-													
D5 TCU	-DNP-													
D13 Southeastern Louisiana	-DNP-													
D17 Florida A&M	-DNP-													
D19 Florida Gulf Coast	-DNP-													
D22 South Florida	-DNP-													
D23 UNLV	-DNP-													
J2 Maryland Eastern Shore	-DNP-													
J8 Kentucky	-DNP-													
J11 Ole Miss	-DNP-													
J15 Alabama	4	0-0	.000	0-0	.000	0-0	.000	0-0-0	0	0	0	0	0	0
J18 Texas A&M	-DNP-													
J22 Auburn														
J25 Ole Miss														
J30 Florida														
F1 Vanderbilt														
F5 Texas A&M														
F8 Kentucky														
F12 Georgia														
F15 Auburn														
F19 LSU														
F22 Arkansas														
F26 Tennessee														
M1 Missouri														
M5 Georgia														
M8 South Carolina														
M13 SECT														

## Season &amp; MSU Highs

## Points

Season:

## Field Goals Made

Season:

## Field Goals Attempted

Season:

## 3-Point FG Made

Season:

## 3-Point FG Attempted

Season:

## Free Throws Made

Season:

## Free Throws Attempted

Season:

## Rebounds

Season:

## Assists

Season:

## Blocks

Season:

## Steals

Season:

## Minutes

Season: 4, Alabama (1-15-14)

## CAREER STATS FOR DE'RUNNYA WILSON

Year	GP-GS	Min/Avg	FG-FGA	Pct	3FM-3GA	Pct	FT-FTA	Pct	Rebs	PF-D	Ast	TO	Blk	Stl	Pts/Avg
2013-14	1-0	4/4.0	0-0	.00	0-0	.000	0-0	.000	0-0.0	0-0	0	0	0	0	0/0.0

## 13 TEVIN MOORE



Junior • Guard

6-3 • 185

Olive Branch, MS

Northwest CC

## Things To Note . . .

A walk-on who has appeared in four games, including the SEC opener at Kentucky. ... First action came against Florida A&M, where he scored 2 points. ... Had three points vs. UNLV. ... Played 5 minutes in win against Ole Miss. ... Logged a season-high 6 minutes at Alabama.

## 2013-14 Game-By-Game

Opponent	MIN	FG	Pct.	3FG	Pct.	FT	Pct.	O-D-R	PF	A	TO	B	S	PTS
N8 Prairie View	-DNP-													
N14 Kennesaw State	-DNP-													
N19 Mississippi Valley State	-DNP-													
N23 Utah State	-DNP-													
N27 Jackson State	-DNP-													
D1 Loyola	-DNP-													
D5 TCU	-DNP-													
D13 Southeastern Louisiana	-DNP-													
D17 Florida A&M	2	1-2	.500	0-0	.000	0-2	.000	1-0-1	0	0	0	0	0	2
D19 Florida Gulf Coast	1	0-0	.000	0-0	.000	0-0	.000	0-0-0	0	0	0	0	0	0
D22 South Florida	-DNP-													
D23 UNLV	3	1-1	1.000	0-0	.000	1-1	.000	0-0-0	0	0	0	0	0	0
J2 Maryland Eastern Shore	-DNP-													
J8 Kentucky	3	0-0	.000	0-0	.000	0-0	.000	0-0-0	0	0	0	0	0	0
J11 Ole Miss	5	0-1	.000	0-1	.000	0-0	.000	0-0-0	0	0	0	0	0	0
J15 Alabama	6	0-0	.000	0-0	.000	0-0	.000	0-0-0	0	0	1	0	0	0
J18 Texas A&M	-DNP-													
J22 Auburn														
J25 Ole Miss														
J30 Florida														
F1 Vanderbilt														
F5 Texas A&M														
F8 Kentucky														
F12 Georgia														
F15 Auburn														
F19 LSU														
F22 Arkansas														
F26 Tennessee														
M1 Missouri														
M5 Georgia														
M8 South Carolina														
M13 SECT														

## Season &amp; MSU Highs

## Points

Season: 3, UNLV (12-23-13)

## Field Goals Made

Season: 1, twice,  
last vs. UNLV (12-23-13)

## Field Goals Attempted

Season: 2, Florida A&amp;M (12-17-13)

## 3-Point FG Made

Season:

## 3-Point FG Attempted

Season: 1, Ole Miss (1-11-14)

## Free Throws Made

Season: 1, UNLV (12-23-13)

## Free Throws Attempted

Season: 2, Florida A&amp;M (12-17-13)

## Rebounds

Season: 1, Florida A&amp;M (12-17-13)

## Assists

Season:

## Blocks

Season:

## Steals

Season:

## Minutes

Season: 6, Alabama (1-15-14)

## CAREER STATS For TEVIN MOORE

Year	GP-GS	Min/Avg	FG-FGA	Pct	3FM-3GA	Pct	FT-FTA	Pct	Rebs	PF-D	Ass	TO	Blk	Stl	Pts/Avg
2013-14	6-0	20/3.3	2-4	.500	0-1	.000	1-3	.333	1-0.2	0-0	0	1	0	0	5/0.8



## 15 I.J. READY



Freshman • Guard

5-11 • 170

Little Rock, AR

Parkview Magnet HS

## Things To Note . . .

Started first-career game against Prairie View, registering 14 points to go along with his three steals and two assists. ... Recorded a team-high six assists against Kennesaw State. ... Missed four games after suffering a hamstring injury against Kennesaw State. ... Returned from injury against TCU and netted nine points. ... Recorded 12 points and a career-high five steals vs. Florida Gulf Coast. ... Has made all eight of his FT attempts. ... Had career-high 4 rebounds vs. UMES. ... Had 10 points vs. Ole Miss. ... Did not play vs. TAMU due to concussion suffered at Alabama.

## 2013-14 Game-By-Game

Opponent	MIN	FG	Pct.	3FG	Pct.	FT	Pct.	O-D-R	PF	A	TO	B	S	PTS
N8 Prairie View	30	6-10	.600	2-3	.667	0-0	.000	1-2-3	1	2	3	0	3	14
N14 Kennesaw State	24	0-2	.000	0-2	.000	0-0	.000	1-1-2	0	6	1	0	3	0
N19 Mississippi Valley State	-DNP-													
N23 Utah State	-DNP-													
N27 Jackson State	-DNP-													
D1 Loyola	-DNP-													
D5 TCU	23	3-8	.375	3-7	.429	0-0	.000	0-0-0	1	0	1	0	0	9
D13 Southeastern Louisiana	25	1-5	.200	0-1	.000	0-0	.000	0-2-2	3	4	3	0	1	2
D17 Florida A&M	23	3-7	.429	2-4	.500	0-0	.000	1-1-2	1	4	1	0	1	8
D19 Florida Gulf Coast	28	3-5	.600	2-2	1.000	4-4	1.000	0-0-0	0	2	2	0	5	12
D22 South Florida	28	3-7	.429	0-0	.000	2-2	1.000	0-0-0	2	7	2	0	0	8
D23 UNLV	24	0-4	.000	0-0	.000	0-0	.000	0-0-0	0	1	1	0	0	0
J2 Maryland-Eastern Shore	27	3-7	.429	1-1	1.000	0-0	.999	1-3-4	0	6	0	0	0	7
J8 Kentucky	18	0-1	.000	0-0	.000	0-0	.000	0-0-0	0	2	3	0	1	0
J11 Ole Miss	25	4-6	.667	0-1	.000	2-2	1.000	0-2-2	0	4	1	0	1	10
J15 Alabama	6	0-1	.000	0-0	.000	0-0	.000	0-1-1	0	1	1	0	0	0
J18 Texas A&M	-DNP-													
J22 Auburn														
J25 Ole Miss														
J30 Florida														
F1 Vanderbilt														
F5 Texas A&M														
F8 Kentucky														
F12 Georgia														
F15 Auburn														
F19 LSU														
F22 Arkansas														
F26 Tennessee														
M1 Missouri														
M5 Georgia														
M8 South Carolina														
M13 SECT														

## Season &amp; MSU Highs

## Points

Season: 14, Prairie View (11-8-13)

## Field Goals Made

Season: 6, Prairie View (11-8-13)

## Field Goals Attempted

Season: 10, Prairie View (11-8-13)

## 3-Point FG Made

Season: 3, TCU (12-5-13)

## 3-Point FG Attempted

Season: 7, TCU (12-5-13)

## Free Throws Made

Season: 4, Florida Gulf Coast (12-19-13)

## Free Throws Attempted

Season: 4, Florida Gulf Coast (12-19-13)

## Rebounds

Season: 4, Maryland ES (1-2-14)

## Assists

Season: 7, South Florida (12-22-13)

## Blocks

Season:

## Steals

Season: 5, Florida Gulf Coast (12-19-13)

## Minutes

Season: 30, Prairie View (11-8-13)

## CAREER STATS FOR I.J. READY

Year	GP-GS	Min/Avg	FG-FGA	Pct	3FM-3GA	Pct	FT-FTA	Pct	Rebs	PF-D	Ast	TO	Blk	Stl	Pts/Avg
2013-14	12-11	281/23.4	26-63	.413	10-21	.476	8-8	1.000	16-1.3	8-0	39	19	0	15	70/5.8

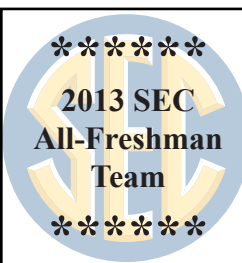
20 **GAVIN WARE**

Sophomore • Forward

6-9 • 268

Starkville, MS

Starkville High School

**Things To Note . . .**

Notched third-career double-double against Prairie View with 15 points and a career-high 15 rebounds. ... Shot a perfect 4-4 from the field against Kennesaw State, scoring nine points and grabbing 10 rebounds. ... Scored a career-high 23 points and had 11 rebounds against Mississippi Valley State. ... Recorded his third double-double of the season with 19 points and 10 rebounds at Utah State. ... Registered nine points against both TCU and SE Louisiana. ... Tallied 10 points and six rebounds vs. Florida Gulf Coast. ... Had fourth double-double of the year against South Florida and grabbed 300th-career rebound. ... Had 6th double-double of year vs. TAMU.

**2013-14 Game-By-Game**

Opponent	MIN	FG	Pct.	3FG	Pct.	FT	Pct.	O-D-R	PF	A	TO	B	S	PTS
N8 Prairie View	31	6-11	.545	0-0	.000	3-5	.600	8-7-15	1	0	4	0	1	15
N14 Kennesaw State	23	4-4	1.000	0-0	.000	1-3	.333	4-6-10	2	0	1	0	3	9
N19 Mississippi Valley State	26	8-11	.727	0-0	.000	7-11	.636	3-8-11	1	0	1	1	0	23
N23 Utah State	33	8-13	.615	0-0	.000	3-4	.750	3-7-10	3	1	1	1	2	19
N27 Jackson State	25	2-5	.400	0-0	.000	0-0	.000	2-5-7	1	0	3	2	0	4
D1 Loyola	16	0-3	.000	0-0	.000	0-2	.000	2-3-5	3	0	1	0	1	0
D5 TCU	24	4-9	.444	0-0	.000	1-1	1.000	1-5-6	4	0	3	0	0	9
D13 Southeastern Louisiana	33	4-6	.667	0-0	.000	1-3	.333	0-6-6	2	1	1	1	0	9
D17 Florida A&M	27	3-8	.375	0-0	.000	3-5	.600	0-5-5	1	0	0	1	2	9
D19 Florida Gulf Coast	18	4-5	.800	0-0	.000	2-3	.667	2-4-6	4	0	2	0	1	10
D22 South Florida	25	4-8	.500	0-0	.000	2-4	.500	3-12-15	2	0	0	0	2	10
D23 TBA	23	4-6	.667	0-0	.000	0-1	.000	1-3-4	5	1	2	0	1	8
J2 Maryland Eastern Shore	31	10-14	.714	0-0	.000	1-1	1.000	5-11-16	0	1	2	0	0	21
J8 Kentucky	24	2-6	.333	0-0	.000	0-0	.000	1-9-10	3	0	2	0	1	4
J11 Ole Miss	21	3-8	.375	0-0	.000	0-0	.000	1-8-9	4	0	0	0	0	6
J15 Alabama	23	7-8	.875	0-0	.000	4-5	.800	2-4-6	3	1	0	0	0	18
J18 Texas A&M	35	8-11	.727	0-0	.000	6-8	.750	3-7-10	0	1	1	0	2	22
J22 Auburn														
J25 Ole Miss														
J30 Florida														
F1 Vanderbilt														
F5 Texas A&M														
F8 Kentucky														
F12 Georgia														
F15 Auburn														
F19 LSU														
F22 Arkansas														
F26 Tennessee														
M1 Missouri														
M5 Georgia														
M8 South Carolina														
M13 SECT														

**Season & MSU Highs****Points**

Season: 23, MVSU (11-19-13)  
 Career: 23, MVSU (11-19-13)

**Field Goals Made**

Season: 10, Maryland ES (1-2-14)  
 Career: 10, Maryland ES (1-2-14)

**Field Goals Attempted**

Season: 14, Maryland ES (1-2-14)  
 Career: 14, Maryland ES (1-2-14)

**3-Point FG Made**

Season:  
 Career:

**3-Point FG Attempted**

Season:  
 Career:

**Free Throws Made**

Season: 7, MVSU (11-19-13)  
 Career: 7, twice,  
 last vs. MVSU (11-19-13)

**Free Throws Attempted**

Season: 11, MVSU (11-19-13)  
 Career: 11, MVSU (11-19-13)

**Rebounds**

Season: 16, Maryland ES (1-2-14)  
 Career: 16, Maryland ES (1-2-14)

**Assists**

Season: 1, multiple times,  
 last vs. Alabama (1-15-14)  
 Career: 2, Arkansas (1-23-13)

**Blocks**

Season: 2, Jackson State (11-27-13)  
 Career: 5, Loyola (12-15-12)

**Steals**

Season: 3, Kennesaw State (11-14-13)  
 Career: 3, Kennesaw State (11-14-13)

**Minutes**

Season: 35, Texas A&M (1-18-14)  
 Career: 36, Texas A&M (1-30-13)

**CAREER STATS FOR GAVIN WARE**

Year	GP-GS	Min/Avg	FG-FGA	Pct	3FM-3GA	Pct	FT-FTA	Pct	Rebs	PF-D	Ast	TO	Blk	Stl	Pts/Avg
2012-13	32-27	824/25.8	110-203	.542	0-0	.000	50-89	.562	206-6.4	65-2	9	40	24	15	270/8.4
2013-14	17-17	438/25.8	81-136	.596	0-0	.000	34-56	.607	151-8.9	39-1	6	24	6	16	196/11.5
TOTALS	49-44	1262/25.8	191-339	.563	0-0	.000	84-145	.579	357-7.3	104-3	15	64	30	31	466/9.5

## 24 TYSON CUNNINGHAM



Senior • Guard

6-3 • 197

Columbus, MS

Columbus High School

## Things To Note . . .

Tallied two assists and three steals in the season opening win against Prairie View. ... Scored four points in a season-high 20 minutes against Mississippi Valley State. ... Netted a season-high six points on a pair of three-pointers against Loyola. ... The SE Louisiana game marked the 50th for Cunningham. ... Scored four points vs. Florida A&M. ... Had 5 points vs. UNLV on 2-3 shooting and scored 100th-career point. ... Recorded 3 points in 12 minutes at Alabama. ... Has shot a perfect 5-for-5 from the free throw line this season.

## 2013-14 Game-By-Game

Opponent	MIN	FG	Pct.	3FG	Pct.	FT	Pct.	O-D-R	PF	A	TO	B	S	PTS
N8 Prairie View	19	1-6	.167	0-2	.000	0-0	.000	0-1-1	3	2	0	0	3	2
N14 Kennesaw State	11	0-1	.000	0-1	.000	0-0	.000	0-1-1	1	0	0	0	2	0
N19 Mississippi Valley State	20	2-4	.500	0-1	.000	0-0	.000	1-0-1	3	1	0	0	0	4
N23 Utah State	7	0-0	.000	0-0	.000	0-0	.000	0-0-0	0	0	0	0	0	0
N27 Jackson State	8	0-0	.000	0-0	.000	0-0	.000	0-0-0	0	1	3	0	0	0
D1 Loyola	13	2-3	.667	2-3	.667	0-0	.000	0-0-0	0	1	1	0	1	6
D5 TCU	8	0-2	.000	0-2	.000	0-0	.000	0-0-0	1	0	2	0	1	0
D13 Southeastern Louisiana	4	1-1	1.000	0-0	.000	0-0	.000	0-0-0	0	0	0	0	0	2
D17 Florida A&M	12	1-1	1.000	0-0	.000	2-2	1.000	0-1-1	3	0	1	0	0	4
D19 Florida Gulf Coast	4	0-0	.000	0-0	.000	0-0	.000	0-0-0	0	0	1	0	0	0
D22 South Florida	1	0-0	.000	0-0	.000	0-0	.000	0-0-0	1	0	0	0	0	0
D23 UNLV	6	2-3	.667	1-2	.500	0-0	.000	0-1-1	0	0	0	0	0	5
J2 Maryland Eastern Shore	6	0-2	.000	0-1	.000	0-0	.000	0-0-0	0	0	0	0	0	0
J8 Kentucky	10	0-0	.000	0-0	.000	0-0	.000	0-1-1	0	0	0	0	1	0
J11 Ole Miss	4	0-0	.000	0-0	.000	0-0	.000	0-0-0	0	1	0	0	0	0
J15 Alabama	12	0-2	.000	0-1	.000	3-3	1.000	0-0-0	2	0	0	0	0	3
J18 Texas A&M	5	0-1	.000	0-1	.000	0-0	.000	0-0-0	1	0	0	0	0	0
J22 Auburn														
J25 Ole Miss														
J30 Florida														
F1 Vanderbilt														
F5 Texas A&M														
F8 Kentucky														
F12 Georgia														
F15 Auburn														
F19 LSU														
F22 Arkansas														
F26 Tennessee														
M1 Missouri														
M5 Georgia														
M8 South Carolina														
M13 SECT														

## Season &amp; MSU Highs

## Points

Season: 6, Loyola (12-1-13)  
 Career: 10, Central Arkansas (12-22-12)

## Field Goals Made

Season: 2, three times,  
 last vs. UNLV (12-23-13)  
 Career: 3, twice,  
 last vs. Arkansas (1-23-13)

## Field Goals Attempted

Season: 6, Prairie View (11-8-13)  
 Career: 6, twice,  
 last vs. Prairie View (11-8-13)

## 3-Point FG Made

Season: 2, Loyola (12-1-13)  
 Career: 3, Arkansas (1-23-13)

## 3-Point FG Attempted

Season: 3, Loyola (12-1-13)  
 Career: 5, Central Arkansas (12-22-12)

## Free Throws Made

Season: 3, Alabama (1-15-14)  
 Career: 3, Alabama (1-15-14)

## Free Throws Attempted

Season: 3, Alabama (1-15-14)  
 Career: 3, Alabama (1-15-14)

## Rebounds

Season: 1, four,  
 last vs. Florida A&M (12-17-13)  
 Career: 6, twice,  
 last vs. South Carolina (3-6-13)

## Assists

Season: 2, Prairie View (11-8-13)  
 Career: 3, five times,  
 last vs. South Carolina (3-13-13)

## Blocks

Season:  
 Career: 1, twice,  
 last vs. LSU (2-2-13)

## Steals

Season: 3, Prairie View (11-8-13)  
 Career: 3, twice,  
 last vs. Prairie View (11-8-13)

## Minutes

Season: 20, MVSU (11-19-13)  
 Career: 30, twice,  
 last vs. Texas (11-21-12)

## CAREER STATS FOR TYSON CUNNINGHAM

Year	GP-GS	Min/Avg	FG-FGA	Pct	3FM-3GA	Pct	FT-FTA	Pct	Rebs	PF-D	Ast	TO	Blk	Stl	Pts/Avg
2011-12	10-0	14/1.4	0-11	.000	0-4	.000	0-0	.000	1-0.1	4-0	0	1	0	1	0/0.0
2012-13	32-4	662/20.7	25-68	.368	19-46	.413	8-13	.615	76-2.4	42-1	43	32	2	22	77/2.4
2013-14	17-0	150/8.8	9-26	.346	3-14	.214	5-5	1.000	6-0.4	15-0	6	7	0	8	26/1.5
TOTALS	59-4	826/14.0	34-105	.324	22-64	.344	13-18	.722	83-1.4	61-1	49	40	2	31	103/1.7



## 25 ROQUEZ JOHNSON



Junior • Forward

6-7 • 210

Montgomery, AL

G.W. Carver High School

## Things To Note . . .

Registered 11 points and seven rebounds in 16 minutes against Prairie View. ... Scored 10 points and grabbed three rebounds against Kennesaw State. ... Recorded his first-career double-double against Loyola with 20 points and 11 rebounds. ... Drew first start of the season vs. SE Louisiana. ... Recorded 10 points and eight rebounds vs. Florida Gulf Coast. ... 10 points vs. South Florida and had 12 points at Kentucky. ... Tied career-high with 20 points vs. Ole Miss. ... Had 6 points vs. TAMU.

## 2013-14 Game-By-Game

Opponent	MIN	FG	Pct.	3FG	Pct.	FT	Pct.	O-D-R	PF	A	TO	B	S	PTS
N8 Prairie View	16	5-8	.625	0-0	.000	1-4	.250	3-4-7	3	0	4	0	0	11
N14 Kennesaw State	25	4-6	.667	0-1	.000	2-4	.500	2-1-3	2	0	0	0	0	10
N19 Mississippi Valley State	23	3-11	.273	0-1	.000	6-8	.750	3-2-5	2	2	1	0	0	12
N23 Utah State	12	1-2	.500	0-0	.000	2-3	.667	0-2-2	5	1	2	0	2	4
N27 Jackson State	25	2-3	.667	0-0	.000	7-8	.875	0-2-2	1	0	1	0	0	11
D1 Loyola	37	6-10	.600	0-1	.000	8-12	.667	4-7-11	2	2	1	0	1	20
D5 TCU	34	4-7	.571	0-0	.000	1-4	.250	2-4-6	2	0	2	0	1	9
D13 Southeastern Louisiana	10	3-6	.500	0-0	.000	0-2	.000	2-1-3	0	1	1	0	2	6
D17 Florida A&M	4	0-1	.000	0-0	.000	0-0	.000	0-2-2	0	0	0	0	0	0
D19 Florida Gulf Coast	24	4-9	.444	0-0	.000	2-4	.500	5-3-8	3	1	3	0	0	10
D22 South Florida	27	4-11	.364	0-1	.000	2-4	.500	2-0-2	5	1	1	0	1	10
D23 UNLV	27	1-6	.167	0-1	.000	4-4	1.000	1-2-3	4	1	2	0	0	8
J2 Maryland Eastern Shore	20	3-10	.300	0-0	.000	2-3	.667	6-3-9	0	0	2	0	1	8
J8 Kentucky	33	6-13	.462	0-0	.000	0-2	.000	3-1-4	4	0	3	0	1	12
J11 Ole Miss	27	7-11	.636	0-0	.000	6-12	.500	3-4-7	2	1	2	0	1	20
J15 Alabama	21	2-5	.400	0-0	.000	0-0	.000	0-1-1	3	0	2	0	1	4
J18 Texas A&M	20	3-7	.429	0-0	.000	0-1	.000	2-3-5	2	0	0	0	0	6
J22 Auburn														
J25 Ole Miss														
J30 Florida														
F1 Vanderbilt														
F5 Texas A&M														
F8 Kentucky														
F12 Georgia														
F15 Auburn														
F19 LSU														
F22 Arkansas														
F26 Tennessee														
M1 Missouri														
M5 Georgia														
M8 South Carolina														
M13 SECT														

## Season &amp; MSU Highs

## Points

Season: 20, twice,  
last vs. Ole Miss (1-11-14)  
Career: 20, twice,  
last vs. Ole Miss (1-11-14)

## Field Goals Made

Season: 7, Ole Miss (1-11-14)  
Career: 7, three times,  
last vs. Ole Miss (1-11-14)

## Field Goals Attempted

Season: 13, Kentucky (1-8-14)  
Career: 13, twice,  
last vs. Kentucky (1-8-14)

## 3-Point FG Made

Season:  
Career: 1, five times,  
last vs. Florida (2-9-13)

## 3-Point FG Attempted

Season: 1, five times,  
last vs. UNLV (12-23-13)  
Career: 3, North Carolina (11-19-12)

## Free Throws Made

Season: 8, Loyola (12-1-13)  
Career: 8, twice,  
last vs. Loyola (12-1-13)

## Free Throws Attempted

Season: 12, twice,  
last vs. Ole Miss (1-11-14)  
Career: 12, twice,  
last vs. Ole Miss (1-11-14)

## Rebounds

Season: 11, Loyola (12-1-13)  
Career: 11, Loyola (12-1-13)

## Assists

Season: 2, twice,  
last vs. Loyola (12-1-13)  
Career: 2, three times,  
last vs. Loyola (12-1-13)

## Blocks

Season:  
Career: 3, twice,  
last vs. Auburn (3-9-13)

## Steals

Season: 2, twice,  
last vs. SE Louisiana (12-13-13)  
Career: 6, Texas (11-21-12)

## Minutes

Season: 37, Loyola (12-1-13)  
Career: 37, Loyola (12-1-13)

## CAREER STATS FOR ROQUEZ JOHNSON

Year	GP-GS	Min/Avg	FG-FGA	Pct	3FM-3GA	Pct	FT-FTA	Pct	Rebs	PF-D	Ast	TO	Blk	Stl	Pts/Avg
2011-12	13-0	45/3.5	0-3	.000	0-0	.000	1-6	.167	11-0.8	6-0	0	6	3	1	1/0.1
2012-13	28-8	730/26.1	77-181	.425	5-18	.278	87-146	.596	127-4.5	69-2	12	70	15	22	246/8.8
2013-14	17-1	385/22.6	58-126	.460	0-5	.000	43-75	.573	80-4.7	40-2	10	27	0	11	159/9.4
TOTALS	58-9	1160/20.0	135-310	.435	5-23	.217	131-227	.577	218-3.8	115-4	22	103	18	34	406/7.0

## 32 CRAIG SWORD




Sophomore • Guard

6-3 • 194

Montgomery, AL

G.W. Carver High School



## Things To Note . . .

Started all 17 games this year. ... Tallied 13 points Kennesaw State. ... Recorded 10 points and four rebounds in 13 minutes against Mississippi Valley State. ... Netted 11 points Utah State. ... Scored all 12 points vs. JSU in second half and had what proved to be game-winning shot. ... Netted 24 points in an overtime win against Loyola. ... Scored 24 points against TCU and then added 22 points vs. SE Louisiana. ... Recorded 500th point vs. South Florida. ... All 15 points vs. Ole Miss came at free throw line and had career-high 7 steals. ... 23 points vs. TAMU. ... Scored in double-digits 15 times.

## 2013-14 Game-By-Game

Opponent	MIN	FG	Pct.	3FG	Pct.	FT	Pct.	O-D-R	PF	A	TO	B	S	PTS
N8 Prairie View	29	2-9	.222	0-2	.000	2-4	.500	3-2-5	2	3	6	0	0	6
N14 Kennesaw State	29	6-13	.462	1-2	.500	0-1	.000	1-2-3	3	4	3	1	1	13
N19 Mississippi Valley State	13	5-8	.625	0-1	.000	0-0	.000	1-3-4	3	1	1	0	1	10
N23 Utah State	30	5-11	.455	0-0	.000	1-3	.333	1-3-4	4	5	2	0	2	11
N27 Jackson State	26	5-10	.500	0-1	.000	2-2	1.000	2-3-5	4	2	3	2	1	12
D1 Loyola	35	8-12	.667	0-1	.000	8-10	.800	1-4-5	3	0	1	0	2	24
D5 TCU	30	9-12	.750	0-0	.000	6-11	.545	2-3-5	2	3	4	0	5	24
D13 Southeastern Louisiana	31	9-11	.818	2-2	1.000	2-6	.333	0-3-3	3	3	0	0	3	22
D17 Florida A&M	24	3-6	.500	0-1	.000	10-12	.833	0-3-3	2	3	1	0	1	16
D19 Florida Gulf Coast	35	6-8	.750	0-0	.000	5-11	.455	0-4-4	3	1	3	0	2	17
D22 South Florida	33	5-10	.500	0-1	.000	0-2	.000	1-1-2	2	1	5	0	3	10
D23 UNLV	25	8-13	.615	0-0	.000	2-4	.500	0-1-1	3	3	4	0	1	18
J2 Maryland Eastern Shore	30	1-3	.333	0-1	.000	1-4	.250	0-0-0	2	2	4	0	2	3
J8 Kentucky	24	5-12	.417	0-0	.000	9-10	.900	2-0-2	4	2	5	0	3	19
J11 Ole Miss	34	0-7	.000	0-3	.000	15-18	.8333	1-4-5	2	4	3	2	7	15
J15 Alabama	29	4-8	.500	0-0	.000	4-6	.667	1-3-4	0	1	5	1	1	12
J18 Texas A&M	39	7-11	.636	1-2	.500	8-13	.615	0-6-6	2	5	3	2	1	23
J22 Auburn														
J25 Ole Miss														
J30 Florida														
F1 Vanderbilt														
F5 Texas A&M														
F8 Kentucky														
F12 Georgia														
F15 Auburn														
F19 LSU														
F22 Arkansas														
F26 Tennessee														
M1 Missouri														
M5 Georgia														
M8 South Carolina														
M13 SECT														

## Season &amp; MSU Highs

## Points

Season: 24, twice,  
last vs. TCU (12-5-13)  
Career: 25, LSU (2-16-13)

## Field Goals Made

Season: 9, twice,  
last vs. SE Louisiana (12-13-13)  
Career: 9, four times,  
last vs. SE Louisiana (12-13-13)

## Field Goals Attempted

Season: 12, twice,  
last vs. TCU (12-5-13)  
Career: 17, twice,  
last vs. Tennessee (3-14-13)

## 3-Point FG Made

Season: 2, SE Louisiana (12-13-13)  
Career: 2, four times,  
last vs. SE Louisiana (12-13-13)

## 3-Point FG Attempted

Season: 2, three times,  
last vs. Texas A&M (1-18-14)  
Career: 7, Providence (12-1-12)

## Free Throws Made

Season: 15, Ole Miss (1-11-14)  
Career: 15, Ole Miss (1-11-14)

## Free Throws Attempted

Season: 18, Ole Miss (1-11-14)  
Career: 18, Ole Miss (1-11-14)

## Rebounds

Season: 6, Texas A&M (1-18-14)  
Career: 8, Florida (2-9-13)

## Assists

Season: 5, twice,  
last vs. Texas A&M (1-18-14)  
Career: 9, Ole Miss (3-2-13)

## Blocks

Season: 2, three times,  
last vs. Texas A&M (1-18-14)  
Career: 2, seven times,  
last vs. Texas A&M (1-18-14)

## Steals

Season: 7, Ole Miss (1-11-14)  
Career: 7, Ole Miss (1-11-14)

## Minutes

Season: 39, Texas A&M (1-18-14)  
Career: 39, Texas A&M (1-18-14)

## CAREER STATS FOR CRAIG SWORD

Year	GP-GS	Min/Avg	FG-FGA	Pct	3FM-3GA	Pct	FT-FTA	Pct	Rebs	PF-D	Ast	TO	Blk	Stl	Pts/Avg
2012-13	32-30	854/26.7	120-296	.405	13-67	.194	82-148	.554	92-2.9	92-8	75	127	14	55	335/10.5
2013-14	17-17	496/29.2	88-164	.537	4-17	.235	75-117	.641	61-3.6	44-0	43	53	8	36	255/15.0
TOTALS	49-47	1350/27.6	208-460	.452	17-84	.202	157-265	.592	153-3.1	136-8	118	180	22	91	590/12.0

**EXHIBITION 1 — Nov. 3, 2013**

**Mississippi State 86**  
**Auburn Montgomery 57**

*Humphrey Coliseum • 3 p.m.*  
*Starkville, MS*

Colin Borchert scored 23 points and Gavin Ware posted a double-double as Mississippi State defeated Auburn-Montgomery, 86-57.

MSU scored the game's first five points and never trailed in the contest. The Bulldogs shot 51.7 percent from the floor and used its significant height advantage to post plus-11 rebounding advantage against the Division II Warhawks.

In his MSU point guard debut, I.J. Ready had a solid start. In 22 minutes of play, Ready scored only two points but was credited with four assists and two steals, with only one turnover.

For the contest, the Bulldogs shot better than 50 percent each half and hit 42.9 percent from 3-point range. Borchert led the offensive attack with an 8-for-9 night from the field and a 5-of-6 night from the free throw line.

Ware, a sophomore from Starkville, scored 10 points and collected a game-high 12 rebounds for the double-double.

The Bulldogs used defensive pressure to key a 12-2 run early. A free throw by Ware capped the run and pushed the MSU advantage to 21-10 with 8:49 left in the half. AUM hit a couple of 3-point baskets to fight back within 12.

Leading 33-19, MSU ended the half with an 11-3 run for a 44-22 halftime advantage.

The Bulldogs continued the strong offensive play to start the second half, as the lead was quickly pushed out to 56-24 at the first media timeout of the second half.

MSU held a 42-31 rebounding advantage.

**Auburn Montgomery**

Player	FG	3FG	FT	RB	PF	PT	A	Min
Wade	f 2-5	0-0	2-2	2	4	6	0	21
Davis	g 1-9	1-2	1-3	1	1	4	1	20
Jones	g 0-4	0-3	1-3	5	2	0	0	20
Jackson	g 2-3	0-1	0-0	2	0	4	3	22
Howard	g 0-2	0-1	0-0	0	1	0	0	3
Murphy	6-13	0-1	0-0	8	1	12	5	31
Person	3-3	0-0	0-0	1	5	6	1	15
Washington	1-3	0-0	2-4	1	3	4	0	15
Harrell	3-6	2-4	0-0	2	4	8	1	22
Carney	3-9	2-7	0-0	0	1	8	0	14
Harris	2-6	0-0	1-2	5	2	5	0	17
<b>TOTALS</b>	<b>23-63</b>	<b>5-19</b>	<b>6-11</b>	<b>31</b>	<b>24</b>	<b>57</b>	<b>11</b>	<b>200</b>

**Mississippi State**

Player	FG	3FG	FT	RB	PF	PT	A	Min
Borchert	f 8-9	2-2	5-6	6	1	23	0	25
Ware	f 3-7	0-0	4-7	12	3	10	0	23
Thomas	g 3-7	2-5	0-0	3	2	8	0	23
Ready	g 1-3	0-0	0-0	0	0	2	4	22
Sword	g 6-10	0-1	0-0	2	0	12	2	19
Applewhite	3-4	2-3	4-4	4	1	12	3	19
Bloodman	2-6	0-2	3-4	5	3	7	5	23
Prater	0-0	0-0	0-0	0	0	0	0	6
Cunningham	1-4	0-1	2-2	2	1	4	1	18
Johnson	3-8	0-0	2-2	6	2	8	3	22
<b>TOTALS</b>	<b>30-58</b>	<b>6-14</b>	<b>20-25</b>	<b>42</b>	<b>13</b>	<b>86</b>	<b>18</b>	<b>200</b>

Halftime: MSU 44, AUM 22. FG%: MSU 53.6%, AUM 34.6%. 3FG%: MSU 30.0%, AUM 20.0%. FT%: MSU 91.7%, AUM 75.0%. Turnovers: MSU 15 (Ware 4), AUM 20 (Murphy 4). Blocked Shots: MSU 6 (Borchert 3), AUM 1 (Wade 1). Steals: MSU 10 (Ware 3), AUM 6 (Murphy 3). Officials: Ed Corbet, Tony Henderson, Marc Ellard. Attendance: N/A.

**GAME 1 — Nov. 8, 2013**

**Mississippi State 71**  
**Prairie View 56**

*Humphrey Coliseum • 7 p.m.*  
*Starkville, MS*

Mississippi State used a dominating inside game to beat Prairie View, 71-56.

Gavin Ware posted his third career double-double (15 points and 15 rebounds).

In his MSU debut, freshman guard I.J. Ready added 14 points, two assists and three steals in 30 minutes of work.

MSU shot 42.2 percent from the floor but was plagued by 21 turnovers. Despite the tighter restrictions on foul calling, the Bulldogs did well there, only being called for 19 personals.

Leading 62-55, the Bulldogs followed a timeout with three straight defensive turnovers and three baskets on the other end for a game-clinching 7-0 run.

MSU scored the game's first five points and held a sizeable lead throughout the contest. A layup by Johnson capped an 11-2 run and extended the lead to 18-9. Prairie View closed within five at 22-17 only to see more full-court pressure lead to a 7-1 run and a 29-18 lead for the Bulldogs.

That last spurt helped push MSU to a 38-28 lead at the intermission.

MSU extended the lead to 45-29 on an old-fashioned 3-point play by Ware. Still, the Panthers had a couple of strong offensive possessions where they beat the Bulldogs back down the court to stay in the contest.

A 3-point basket by Montrael Scott whittled the lead to 62-55 before the game-decisive run. That run included a layup by Trivante Bloodman, a 3-pointer by Ready and a layup by Colin Borchert.

MSU held a 51-27 rebounding advantage.

**Prairie View**

Player	FG	3FG	FT	RB	PF	PT	A	Min
Robinson	f 1-6	0-5	0-0	1	1	2	0	28
Chapman	f 2-2	0-0	1-2	3	4	5	0	21
Hagood	f 4-5	0-0	3-4	2	3	11	3	32
Brisco	g 0-6	0-5	0-0	2	1	0	0	21
Scott	g 5-12	1-3	4-6	3	3	15	1	30
Adams	0-0	0-0	0-0	0	0	0	1	7
Munks	3-12	1-6	6-8	4	2	13	1	25
Agho	2-2	0-0	1-1	3	3	5	0	16
Montgomery	2-3	1-1	0-0	5	2	5	0	10
Jenkins	0-0	0-0	0-0	0	3	0	0	6
York	0-2	0-2	0-0	0	0	0	0	4
<b>TOTALS</b>	<b>19-50</b>	<b>3-22</b>	<b>15-21</b>	<b>27</b>	<b>22</b>	<b>56</b>	<b>6</b>	<b>200</b>

**Mississippi State**

Player	FG	3FG	FT	RB	PF	PT	A	Min
Borchert	f 2-5	1-3	2-2	4	3	7	0	24
Ware	f 6-11	0-0	3-5	15	1	15	0	31
Applewhite	g 2-8	1-2	4-4	9	2	9	4	25
Ready	g 6-10	2-3	0-0	3	1	14	2	30
Sword	g 2-9	0-2	2-4	5	2	6	3	29
Bloodman	3-7	0-0	1-2	6	4	7	2	26
Cunningham	1-6	0-2	0-0	1	3	2	2	19
Johnson	5-8	0-0	1-4	7	3	11	0	16
<b>TOTALS</b>	<b>27-64</b>	<b>4-12</b>	<b>13-21</b>	<b>51</b>	<b>19</b>	<b>71</b>	<b>13</b>	<b>200</b>

Halftime: MSU 38, PV 28. FG%: MSU 42.2%, PV 38.0%. 3FG%: MSU 33.3%, PV 13.6%. FT%: MSU 61.9%, PV 71.4%. Turnovers: MSU 21 (Sword 6), PV 19 (Hagood 5). Blocked Shots: MSU 2 (Borchert, Applewhite 1), PV 4 (Robinson, Agho 2). Steals: MSU 8 (Cunningham, Ready 3) PV 10 (Hagood 3). Officials: Patrick Evans, Kevin Fehr, Brian Shey. Attendance: 6,853.

**GAME 2 — Nov. 14, 2013**

**Mississippi State 78**  
**Kennesaw State 55**

*Humphrey Coliseum • 7 p.m.*  
*Starkville, MS*

Mississippi State used a dominating inside game to beat Prairie View, 71-56.

Gavin Ware posted his third career double-double (15 points and 15 rebounds).

In the second half, the Bulldogs shot 53.3 percent from the floor and expanded a 35-31 halftime lead.

MSU placed five players in double figures and forced 26 turnovers.

Strong 3-point shooting allowed Kennesaw State to hold the early lead. A 3-pointer by Nigel Pruitt and follow-up basket by Yonel Brown placed the Owls on top 18-14. The Bulldogs took the lead for good at 20-19 on a free throw by Fred Thomas with 8:33 left in the contest.

A layup by Roquez Johnson ran the lead to 27-21 with 6:14 left in the half. Kennesaw State hung tough though and trailed only 35-31 at the break.

Dre Applewhite and IJ Ready sparked a quick burst to start the second half. A spinning jumper in the lane by Applewhite ran the lead to 42-33 with 16:04 left. A 10-3 run by MSU pushed the Maroon and White advantage to 52-41 with 11:07 left.

MSU took advantage of strong second-half shooting and foul trouble for Kennesaw State to push the lead to as many as 23 in the closing minutes.

Fred Thomas led MSU with 17 points, while Colin Borchert added 15 points, Craig Sword added 13 points and Trivante Bloodman added 11 points.

**Kennesaw State**

Player	FG	3FG	FT	RB	PF	PT	A	Min
Pruitt	f 2-8	2-8	0-0	0	1	6	2	17
Morena	f 2-3	0-0	0-0	4	5	4	0	10
Coleman	f 4-6	0-1	1-4	6	1	9	1	28
Kouassi	g 2-2	0-0	2-5	5	5	6	0	29
Brown	g 5-9	3-3	2-2	1	0	15	7	35
Love	3-11	1-4	1-2	3	3	8	2	28
Montgomery	0-1	0-1	0-0	0	0	0	0	2
Drees	2-2	0-0	1-2	4	3	5	0	23
Wozniak	0-1	0-0	2-2	2	0	2	0	9
Byers	0-1	0-0	0-0	1	0	0	1	5
Osemhen	0-2	0-0	0-0	3	5	0	1	14
<b>TOTALS</b>	<b>20-44</b>	<b>6-17</b>	<b>9-17</b>	<b>33</b>	<b>23</b>	<b>55</b>	<b>14</b>	<b>200</b>

**Mississippi State**

Player	FG	3FG	FT	RB	PF	PT	A	Min
Borchert	f 5-13	3-7	2-2	4	4	15	1	29
Ware	f 4-4	0-0	1-3	10	2	9	0	23
Thomas	g 6-14	4-8	1-4	3	3	17	3	30
Ready	g 0-2	0-2	0-0	2	0	0	6	24
Sword	g 6-13	1-2	0-1	3	3	13	4	29
Applewhite	1-3	0-1	1-2	2	2	3	1	11
Bloodman	2-3	0-0	7-9	2	1	11	0	16
Davis	0-1	0-1	0-0	0	0	0	1	2
Cunningham	0-1	0-1	0-0	1	1	0	0	11
Johnson	4-6	0-1	2-4	2	2	10	0	25
<b>TOTALS</b>	<b>28-60</b>	<b>8-23</b>	<b>14-25</b>	<b>33</b>	<b>19</b>	<b>78</b>	<b>16</b>	<b>200</b>

Halftime: MSU 35, KSU 31. FG%: MSU 46.7%, KSU 45.5%. 3FG%: MSU 34.8%, KSU 35.3%. FT%: MSU 56.0%, KSU 52.9%. Turnovers: MSU 12 (Sword, Applewhite 3), KSU 26 (Coleman 5). Blocked Shots: MSU 4 (Borchert 2), KSU 3 (Three players with 1). Steals: MSU 15 (Three players with 3), KSU 4 (Four players with 1). Officials: Mike Nance, Jeff Smith, John Hampton. Attendance: 6,806.



## GAME 3 — Nov. 19, 2013

Mississippi State 94  
Mississippi Valley State 72

Humphrey Coliseum • 7 p.m.  
Starkville, MS

Gavin Ware recorded his second double-double in three games as MSU claimed a 94-72 win against Mississippi Valley State.

The Bulldogs scored a season-high 94 points and shot a season-best 52.2 percent from the field.

Through the first two games of the season, Ray has talked about the need to get more touches inside the paint for Ware, who responded with a career-high 23 points and 11 rebounds.

The Bulldogs offensive game plan worked to near perfection. MSU dished out 17 assists and only committed a season-low 11 turnovers.

Ware scored seven of his team's first 11 points as the Bulldogs quickly sprinted to an 11-4 lead. A jumper by Craig Sword ran the lead to 19-8 with 13:22 left in the first half.

Sword later scored back-to-back baskets as the lead was quickly pushed up to 30-17. The Bulldogs shot 58.8 percent from the floor in the first half and led 44-29 at the intermission.

Bloodman had eight points, five assists and four steals in 27 minutes of action. Jacoby Davis also saw his first extended playing time of the season with 13 minutes at a guard position.

In the second half, the Delta Devils (1-3) closed within nine at 52-43 with 15:14 left. The Bulldogs then used a 12-4 run to move back out of danger.

MSU would build as large as a 27 point lead.

## Mississippi Valley State

Player	FG	3FG	FT	RB	PF	PT	A	Min
Ralling	f 1-5	0-1	2-2	3	2	4	0	13
Currington	f 5-6	0-0	0-1	3	4	10	0	16
Prior	f 7-16	1-4	4-4	5	3	19	4	38
Marshall	g 3-6	0-1	2-2	0	3	8	5	23
McDoonald	g 4-9	2-5	2-3	2	1	12	1	36
Vaught	0-0	0-0	0-0	2	0	0	1	5
Washington	3-7	1-1	0-0	1	0	7	0	12
Fauntleroy	0-1	0-0	0-0	0	0	0	1	5
Dobbs	1-1	0-0	2-2	0	0	4	0	4
Henry	0-1	0-0	0-0	0	1	0	0	7
Francis	4-6	0-0	0-0	4	5	8	0	23
Milshtein	0-1	0-0	0-0	2	1	0	0	5
Hurt	0-1	0-0	0-0	3	1	0	0	13
<b>TOTALS</b>	<b>28-59</b>	<b>4-12</b>	<b>12-14</b>	<b>27</b>	<b>21</b>	<b>72</b>	<b>12</b>	<b>200</b>

## Mississippi State

Player	FG	3FG	FT	RB	PF	PT	A	Min
Borchert	f 6-13	2-5	0-0	4	2	14	4	31
Ware	f 8-11	0-0	7-11	11	1	23	0	26
Thomas	g 3-9	1-3	1-1	1	2	8	1	27
Bloodman	g 4-5	0-0	0-0	2	1	8	5	27
Sword	g 5-8	0-1	0-0	4	3	10	1	13
Applewhite	2-3	0-0	5-6	7	2	9	3	20
Davis	2-3	2-3	0-1	2	1	6	0	13
Cunningham	2-4	0-1	0-0	1	3	4	1	20
Johnson	3-11	0-1	6-8	5	2	12	2	23
<b>TOTALS</b>	<b>35-67</b>	<b>5-14</b>	<b>19-27</b>	<b>41</b>	<b>17</b>	<b>94</b>	<b>17</b>	<b>200</b>

Halftime: MSU 44, MVS 29. FG%: MSU 52.2%, MVS 47.5%. 3FG%: MSU 35.7%, MVS 33.3%. FT%: MSU 70.4%, MVS 85.7%. Turnovers: MSU 11 (Thomas, Applewhite 3), MVS 18 (Marshall 4). Blocked Shots: MSU 3 (Borchert 2), MVS 1 (Francis 1). Steals: MSU 10 (Bloodman 4) MVS 7 (Marshall 2). Officials: Lee Cassell, Chuck Jones, James Barker. Attendance: 6,759.

## GAME 4 — Nov. 23, 2013

Utah State 87  
Mississippi State 68

Dee Glen Smith Spectrum • 8 p.m.  
Logan, Utah

Playing its first road game of the season was a difficult experience for Mississippi State as it dropped an 87-68 decision to Utah State.

Utah State scored five straight points to build an early 13-6 lead. MSU cut it back to 17-16 on a Gavin Ware dunk and 3-pointer from Jacoby Davis. The Aggies scored the game's next seven points and quickly led 24-16.

Utah State hit six first-half 3-point baskets early foul troubles caused a shuffling of the MSU line, as the Aggies led 41-28 at halftime.

The Bulldogs closed within nine twice and then eight at 51-43 on two free throws by Ware. Utah State followed with a 10-0 run, which was eventually halted on a 3-point basket by Dre Applewhite.

MSU got no closer than 10 the rest of the way.

For the contest, the Bulldogs hit 26 of 57 shots from the field (45.6 percent), 5 of 16 shots from 3-point range (31.3 percent) and 11 of 17 shots from the foul line (64.7 percent). The Aggies hit 28 of 54 shots from the field (51.9 percent), 11 of 23 shots from the 3-point range (47.8 percent) and 20 of 27 shots from the foul line (74.1 percent).

Utah State held a 41-23 rebounding advantage.

Ware posted his third double-double of the season with 19 points and 10 rebounds for MSU. Colin Borchert added 15 points, while Craig Sword added 11 points and Applewhite added 10 points.

## Mississippi State

Player	FG	3FG	FT	RB	PF	PT	A	Min
Borchert	f 6-12	3-7	0-0	1	3	15	1	23
Ware	f 8-13	0-0	3-4	10	3	19	1	33
Thomas	g 1-5	0-2	0-1	2	2	2	2	32
Bloodman	g 1-4	0-2	0-0	0	4	2	6	19
Sword	g 5-11	0-0	1-3	4	4	11	5	30
Applewhite	3-4	1-1	3-4	4	3	10	2	23
Davis	1-6	1-4	2-2	0	2	5	0	21
Cunningham	0-0	0-0	0-0	0	0	0	0	7
Johnson	1-2	0-0	2-3	2	5	4	1	12
<b>TOTALS</b>	<b>26-57</b>	<b>5-16</b>	<b>11-17</b>	<b>23</b>	<b>26</b>	<b>68</b>	<b>18</b>	<b>200</b>

## Utah State

Player	FG	3FG	FT	RB	PF	PT	A	Min
Butterfield	f 4-7	3-5	5-6	6	2	16	3	32
Davis, K.	f 2-5	0-0	0-0	5	3	4	1	17
Shaw	f 6-11	0-0	5-6	8	4	17	1	24
Medlin	g 7-12	4-7	3-4	2	1	21	6	32
Roland	g 2-4	1-3	0-1	1	1	5	2	22
Davis, M.	1-2	0-0	1-2	1	1	3	4	16
Clifford	1-3	1-3	0-0	0	0	3	0	6
Noma'aea	0-0	0-0	0-0	0	0	0	1	2
Berger	0-3	0-3	0-1	1	1	0	0	9
Moore	3-3	1-1	2-3	8	0	9	1	17
McGlaston	2-2	1-1	0-0	1	1	5	0	5
Stone	0-1	0-0	4-4	6	3	4	0	16
Harris	0-1	0-0	0-0	1	0	0	0	2
<b>TOTALS</b>	<b>28-54</b>	<b>11-23</b>	<b>20-27</b>	<b>41</b>	<b>17</b>	<b>87</b>	<b>19</b>	<b>200</b>

Halftime: US 41, MSU 28. FG%: MSU 45.6%, US 51.9%. 3FG%: MSU 31.3%, US 47.8%. FT%: MSU 64.7%, US 74.1%. Turnovers: MSU 14 (Thomas 3), US 16 (Butterfield 5). Blocked Shots: MSU 3 (Thomas 2), US 2 (Butterfield, Moore 1). Steals: MSU 8 (Three with 2) US 3 (Stone 2). Officials: Dick Cartmell, Larry Spaulding, Bob Staffen. Attendance: 10,043.

## GAME 5 — Nov. 27, 2013

Mississippi State 58  
Jackson State 56

Humphrey Coliseum • 1 p.m.  
Starkville, MS

Mississippi State rallied to beat Jackson State, 58-56 behind 12 second-half points from Craig Sword.

Entering the contest fresh off a win over Tennessee-Martin, Jackson State scored the game's first seven points and led 28-23 at halftime. In the opening half, the Bulldogs shot a season-low 28 percent from the field. Jackson State also held a plus-five rebounding advantage at halftime.

In the second half, MSU moved the ball inside more and only took one three-point shot attempt, compared to 12 in the first half.

The Bulldogs only held two leads in the first half. In the second half, MSU gained more focus but still had trouble gaining complete control of the contest.

A dunk by Roquez Johnson gave MSU a 35-34 lead with 15:00 left in the contest. MSU eventually scored eight straight points to build a 39-34 lead on a jumper by Trivante Bloodman.

Jackson State rallied and grabbed a 44-42 lead on a layup by Julysses Nobles with 9:32 left.

MSU battled back for a 51-51 tie on a Sword tip-in with 5:31 left.

The Bulldogs took the lead for good at 57-55 on a Sword jumper with 1:21 left.

MSU held a 33-32 rebounding advantage. The Bulldogs had six assists and 19 turnovers, while the Tigers had five assists and 15 turnovers.

Playing only 26 minutes due to foul trouble, Sword led MSU with his 12 points.

## Jackson State

Player	FG	3FG	FT	RB	PF	PT	A	Min
Bolden	f 0-2	0-0	0-0	3	4	15	2	10
West	f 4-6	0-0	2-2	12	2	19	0	32
Nobles	g 8-21	0-4	6-9	3	2	2	2	39
Brent	g 1-7	1-5	0-0	6	1	2	0	33
Robinson	g 2-3	0-0	0-0	2	3	11	0	16
Taylor	1-4	0-0	5-6	1	3	10	1	31
Stubbs	3-9	0-1	2-2	3	1	5	0	29
Love	0-0	0-0	0-0	0	0	0	0	2
Middleton	1-2	0-0	0-0	2	0	4	0	8
<b>TOTALS</b>	<b>20-54</b>	<b>1-10</b>	<b>15-19</b>	<b>32</b>	<b>16</b>	<b>56</b>	<b>5</b>	<b>200</b>

## Mississippi State

Player	FG	3FG	FT	RB	PF	PT	A	Min
Borchert	f 3-6	0-2	0-0	5	4	15	0	30
Ware	f 2-5	0-0	0-0	7	1	19	0	25
Thomas	g 3-10	1-4	4-5	6	3	2	0	33
Bloodman	g 2-4	1-2	1-2	1	1	2	2	31
Sword	g 5-10	0-1	2-2	5	4	11	2	26
Applewhite	1-5	0-1	0-2	2	1	10	1	13
Davis	2-3	2-3	0-0	2	1	5	0	9
Cunningham	0-0	0-0	0-0	0	0	0	1	8
Johnson	2-3	0-0	7-8	2	1	4	0	25
<b>TOTALS</b>	<b>20-46</b>	<b>4-13</b>	<b>14-19</b>	<b>33</b>	<b>16</b>	<b>58</b>	<b>6</b>	<b>200</b>

Halftime: JSU 28, MSU 23. FG%: MSU 43.5%, JSU 37.0%. 3FG%: MSU 30.8%, JSU 10.0%. FT%: MSU 73.7%, JSU 78.9%. Turnovers: MSU 19 (Three players with 3), JSU 15 (Nobles 5). Blocked Shots: MSU 6 (Three players with 2), JSU 0. Steals: MSU 6 (Bloodman, Applewhite 2) JSU 8 (West 3). Officials: Ron Groover, Patrick Evans, John Healy. Attendance: 6,776.

## GAME 6 — DEC. 1, 2013

Mississippi State	65
Loyola	64

Humphrey Coliseum • Noon  
Starkville, MS

The dynamic duo of Craig Sword outside and Roquez Johnson inside lifted Mississippi State to a 65-64 overtime win against Loyola.

The teams were playing the "Game of Change" to commemorate the 50th anniversary of the two schools' historic meeting in the 1963 NCAA Tournament.

The contest was nip-and-tuck throughout. The score was tied 13 times and the lead changed hands 20 times. The largest lead for Loyola was seven points in the first half and the largest lead for MSU was six points in the second half.

Sword scored 24 points to lead the Bulldogs' offensive efforts. Johnson poured in a career-high 20 points.

The Bulldogs struggled out of the gates early offensively. MSU held a 9-8 lead before Loyola reeled off a 10-2 run for an 18-11 lead.

MSU battled back on top at 23-22 and at the half it was 29-all.

In the second half, Loyola led 38-33 before MSU answered with an 11-0 run. Tyson Cunningham hit back-to-back 3-point baskets to spark the run. The lead stood at 44-38 on a Sword layup with 12:10 left in the contest.

The lead went back and forth a few more times before Milton Doyle hit a 3-pointer for Loyola to tie the contest at 56 with 1:09 left.

Loyola built a four-point lead in overtime at 60-56. A dunk by Sword capped a 5-0 run as MSU grabbed a 61-60 lead. A 9-2 run by MSU ran the lead to 65-62 with 54 seconds left in the overtime.

Loyola										
Player	FG	3FG	FT	RB	PF	PT	A	Min		
King	c 1-1	0-0	0-0	1	0	2	0	6		
Crisman	g 1-5	1-2	0-0	3	1	3	5	32		
White	g 3-6	0-0	0-0	1	3	6	2	31		
Thomas	g 5-10	0-0	2-2	9	4	12	0	36		
Doyle	g 7-13	2-5	6-8	4	4	22	1	34		
Johnson	0-2	0-1	0-0	7	1	0	0	14		
Pickett	1-3	0-1	0-0	2	1	2	1	9		
Turk	3-9	2-7	2-2	3	4	10	0	33		
Dokubo	0-0	0-0	0-0	0	0	0	0	1		
Leary	2-4	1-2	2-2	3	5	7	3	27		
Nixon	0-1	0-1	0-0	0	1	0	0	2		
<b>TOTALS</b>	<b>23-54</b>	<b>6-19</b>	<b>12-14</b>	<b>35</b>	<b>24</b>	<b>64</b>	<b>12</b>	<b>225</b>		

Mississippi State										
Player	FG	3FG	FT	RB	PF	PT	A	Min		
Borchert	f 2-8	1-6	1-2	0	5	6	3	32		
Ware	f 0-3	0-0	0-2	5	3	0	0	16		
Thomas	g 3-8	1-4	0-2	3	3	7	0	37		
Bloodman	g 1-2	0-0	0-0	1	2	2	2	39		
Sword	g 8-12	0-1	8-10	5	3	24	0	35		
Applewhite	0-0	0-0	0-0	0	1	0	0	10		
Davis	0-1	0-1	0-0	0	0	0	2	6		
Cunningham	2-3	2-3	0-0	0	0	6	1	13		
Johnson	6-10	0-1	8-12	11	2	20	2	37		
<b>TOTALS</b>	<b>22-47</b>	<b>4-16</b>	<b>17-28</b>	<b>27</b>	<b>19</b>	<b>65</b>	<b>10</b>	<b>225</b>		

Halftime: MSU 29, LC 29. FG%: MSU 46.8%, LC 42.6%. 3FG%: MSU 25.0%, LC 31.6%. FT%: MSU 60.7%, LC 85.7%. Turnovers: MSU 9 (Thomas 3), LC 14 (Doyle 4). Blocked Shots: MSU 1 (Thomas 1), LC 1 (Turk 1). Steals: MSU 7 (Sword 2) LC 2 (White 2). Officials: Mike Nance, Antinio Petty, Todd Austin. Attendance: 6,010.

## GAME 7 — DEC. 5, 2013

TCU	71
Mississippi State	61

Humphrey Coliseum • 6 p.m.  
Starkville, MS

A late rally fell short as the Mississippi State dropped a 71-61 decision to TCU in the Big 12/SEC Challenge.

MSU managed two two-point leads early in the game. TCU took advantage of the early offensive struggles to build a comfortable lead.

TCU built a 19-8 lead, as MSU did not reach double digits scoring until 11 minutes had been played. In the opening half, MSU shot 36 percent from the field and trailed 34-22 at the intermission.

TCU stretched the lead to 18 at 45-27 with less than five minutes gone by in the second half. MSU turned up the intensity on both ends of the floor and made a run.

Still down 18 at 52-34, the Bulldogs trimmed the deficit to 10 points at 55-45 on a three-pointer by Ready. A jumper by Roquez Johnson capped a 16-4 run as MSU closed within 59-56 with 2:28 left in the contest.

The Bulldogs turned the ball over the next possession and the Horned Frogs hit 10 of 12 free throws to seal the victory.

For the contest, the Bulldogs hit 24 of 56 shots from the field (42.9 percent), 3 of 18 shots from 3-point range (16.7 percent) and 10 of 20 shots from the foul line (50.0 percent). The Horned Frogs hit 20 of 44 shots from the field (45.5 percent), 6 of 14 shots from 3-point range (42.9 percent) and 25 of 31 shots from the foul line (80.6 percent).

TCU held a 34-32 rebounding advantage. The Bulldogs had nine assists and 15 turnovers, while the Horned Frogs had seven assists and 17 turnovers.

TCU										
Player	FG	3FG	FT	RB	PF	PT	A	Min		
Parrish	f 1-6	1-4	3-4	1	3	6	0	25		
Shepherd	c 2-4	0-0	5-6	16	4	9	0	36		
Anderson	g 4-7	1-2	7-7	2	3	16	4	36		
Gore	g 0-1	0-0	0-0	1	3	0	0	7		
Ray	g 3-8	0-1	3-4	5	3	9	2	37		
Hill	7-13	3-5	3-4	3	2	20	0	24		
Williams	3-5	1-2	4-6	3	0	11	1	30		
Montigel	0-0	0-0	0-0	2	0	0	0	5		
<b>TOTALS</b>	<b>20-44</b>	<b>6-14</b>	<b>25-31</b>	<b>34</b>	<b>18</b>	<b>71</b>	<b>7</b>	<b>200</b>		

Mississippi State										
Player	FG	3FG	FT	RB	PF	PT	A	Min		
Borchert	f 1-4	0-3	0-0	2	4	2	2	15		
Ware	f 4-9	0-0	1-1	6	4	9	0	24		
Thomas	g 0-4	0-3	1-2	3	2	1	2	24		
Bloodman	g 1-4	0-1	0-0	1	3	2	2	25		
Sword	g 9-12	0-0	6-11	5	2	24	3	30		
Applewhite	2-5	0-1	1-2	4	3	5	0	14		
Davis	0-1	0-1	0-0	0	0	0	0	3		
Ready	3-8	3-7	0-0	0	1	9	0	23		
Cunningham	0-2	0-2	0-0	0	1	0	0	8		
Johnson	4-7	0-0	1-4	6	2	9	0	34		
<b>TOTALS</b>	<b>24-56</b>	<b>3-18</b>	<b>10-20</b>	<b>32</b>	<b>22</b>	<b>61</b>	<b>9</b>	<b>200</b>		

Halftime: TCU 34, MSU 22. FG%: MSU 42.9%, TCU 45.5%. 3FG%: MSU 25.0%, TCU 42.9%. FT%: MSU 50.0%, TCU 80.6%. Turnovers: MSU 15 (Sword 4), TCU 17 (Anderson 6). Blocked Shots: MSU 3 (Thomas 2), TCU 4 (Shepherd 3). Steals: MSU 10 (Sword 5), TCU 6 (Ray 3). Officials: Tony Greene, Ron Groover, Byron Jarrett. Attendance: 6,795.

## GAME 8 — DEC. 13, 2013

Mississippi State	68
Southeastern Louisiana	62

BancorpSouth Arena • 7 p.m.  
Tupelo, MS

Craig Sword scored 22 points on 9-of-11 shooting as Mississippi State defeated Southeastern Louisiana, 68-62.

In a nip-and-tuck battle, the Bulldogs did not take the lead for good until the closing minutes. Playing its annual in-state game away from campus, MSU (6-2) improved to 4-0 all-time in Tupelo.

The Bulldogs held the Lions to one field goal over the first seven minutes of the game and quickly sprinted to a 12-2 lead. The Lions hit a couple of 3s and quickly got back within 14-11.

A 3-pointer by Sword ran the lead back to 17-11. A basket by Trivante Bloodman ran the lead to 26-20. The Lions came back with a 10-3 run to take a 30-29 lead.

A 3-pointer by Julian Chiera placed Southeastern Louisiana on top 33-32 at halftime.

Southeastern Louisiana quickly built a 40-34 lead less than two minutes played in the second half. MSU did not take the lead for good until Sword scored six straight points for a 50-48 advantage with 13:08 left.

The Bulldogs took the lead for good on a layup by Sword at 56-54 with 7:30 left. A follow-up 3-pointer by Sword ran the lead to 60-56.

For the contest, the Bulldogs hit 25 of 46 shots from the field (54.3 percent), 3 of 8 shots from 3-point range (37.5 percent) and 15 of 28 shots from the foul line (53.6 percent). The Lions hit 25 of 63 shots from the field (39.7 percent), 6 of 24 shots from 3-point range (25.0 percent) and 6 of 8 shots from the foul line (75.0 percent).

MSU held a 34-31 rebounding advantage. The Bulldogs had 12 assists and 14 turnovers.

SELA										
Player	FG	3FG	FT	RB	PF	PT	A	Min		
Upson	f 2-4	0-0	0-0	5	4	4	1	21		
Benton	f 10-17	1-3	5-6	8	3	26	0	40		
Evans	g 0-3	0-2	0-0	0	3	0	0	12		
Filmore	g 2-8	2-7	0-0	1	3	6	6	38		
Ricard	g 3-9	1-4	1-2	4	4	8	3	28		
Hawkins	4-13	0-5	0-0	4	0	8	0	28		
Chiera	2-5	1-2	0-0	0	4	5	0	15		
Cooper	0-0	0-0	0-0	0	0	0	0	1		
Ochie	2-4	1-1	0-0	5	3	5	0	17		
<b>TOTALS</b>	<b>25-63</b>	<b>6-24</b>	<b>6-8</b>	<b>31</b>	<b>24</b>	<b>62</b>	<b>12</b>	<b>200</b>		

Mississippi State										
Player	FG	3FG	FT	RB	PF	PT	A	Min		
Ware	f 4-6	0-0	1-3	6	2	9	1	33		
Johnson	f 3-6	0-0	0-2	3	0	6	1	10		
Applewhite	g 1-1	0-0	4-6	1	3	6	1	23		
Ready	g 1-5	0-1	0-0	2	3	2	4	25		
Sword	g 9-11	2-2	2-6	3	3	22	3	31		
Thomas	3-10	0-1	2-2	6	1	8	0	25		
Borchert	2-5	1-4	4-4	7	3	9	0	27		
Bloodman	1-1	0-0	2-5	4	0	4	2	22		
Cunningham	1-1	0-0	0-0	0	0	2	0	4		
<b>TOTALS</b>	<b>25-46</b>	<b>3-8</b>	<b>15-28</b>	<b>34</b>	<b>15</b>	<b>68</b>	<b>12</b>	<b>200</b>		

Halftime: SELA 33, MSU 32. FG%: MSU 54.3%, SELA 39.7%. 3FG%: MSU 37.5%, SELA 25.0%. FT%: MSU 53.6%, SELA 75.0%. Turnovers: MSU 14 (Ready 4), SELA 12 (Benton 4). Blocked Shots: MSU 4 (Borchert 2), SELA 1 (Filmore). Steals: MSU 8 (Sword 3), SELA 6 (Evans 2). Officials: Ted Valentine, Anthony Jordan, James Breeding. Attendance: 2,035.

## GAME 9 — DEC. 17, 2013

Mississippi State	78
Florida A&M	65

Humphrey Coliseum • 7 p.m.  
Starkville, MS

Mississippi State has been looking for more first-half offense in men's basketball this season, and it got just that in a 78-65 victory against Florida A&M.

MSU hit 33 of 45 attempts at the free throw line while only committing 12 turnovers. The Bulldogs never trailed in the contest.

Craig Sword paced MSU with 16 points while Dre Applewhite recorded his first-career double-double with 14 points and 11 rebounds.

MSU quickly scored the game's first five points on a 3-point by Colin Borchert and a follow-up basket by Craig Sword.

The Rattlers closed within 10-9 before the Bulldogs scored the game's next four points on two free throws by Trivante Bloodman and a layup by Sword.

MSU held Florida A&M scoreless for a stretch better than four minutes as the Bulldogs built the lead to 25-13.

The Bulldogs pushed the lead to 36-20 on a Sword layup with 1:50 left in the half.

In the opening half, the Bulldogs converted 52 percent of their shots from the field.

For MSU, 42 points was the second most points in a first half this season. The halftime advantage was the season's largest.

MSU scored the first nine points of the second half and forced five turnovers over the first four minutes.

## Florida A&amp;M

Player	FG	3FG	FT	RB	PF	PT	A	Min
King	c 0-1	0-0	0-0	3	4	0	1	10
Kellum	g 2-5	0-0	2-2	9	4	6	0	15
Adams	g 2-9	2-5	0-0	5	3	6	2	22
Lewis	g 1-7	0-2	0-0	0	1	2	0	17
Bullard	g 6-9	1-1	1-2	4	3	14	4	28
Rozier	3-7	2-3	0-0	4	4	8	1	16
Spiller	1-4	1-3	3-6	0	3	6	2	14
Nelson	2-6	2-5	0-0	0	0	6	0	13
Crawford	2-7	0-0	0-0	1	1	4	0	8
Abdul-Ale	0-2	0-0	0-0	1	3	0	1	10
Bradshaw	4-8	0-2	1-2	5	0	9	0	15
Davis	2-5	0-0	0-0	3	3	4	1	18
Odi	0-3	0-0	0-0	7	0	0	0	14
<b>TOTALS</b>	<b>25-73</b>	<b>8-21</b>	<b>7-12</b>	<b>48</b>	<b>29</b>	<b>65</b>	<b>12</b>	<b>200</b>

## Mississippi State

Player	FG	3FG	FT	RB	PF	PT	A	Min
Borchert	f 3-7	2-4	2-2	6	1	10	1	29
Ware	f 3-8	0-0	3-5	5	1	9	0	27
Applewhite	g 3-4	1-2	7-11	11	2	14	1	27
Ready	g 3-7	2-4	0-0	2	1	8	4	23
Sword	g 3-6	0-1	10-12	3	2	16	3	24
Thomas	2-11	0-6	1-2	6	1	5	3	26
Bloodman	1-3	0-0	8-9	3	1	10	1	21
Davis	0-1	0-1	0-0	0	0	0	0	5
Moore	1-2	0-0	0-2	1	0	2	0	2
Cunningham	1-1	0-0	2-2	1	3	4	0	12
Johnson	0-1	0-0	0-0	2	0	0	0	4
<b>TOTALS</b>	<b>20-51</b>	<b>5-18</b>	<b>33-45</b>	<b>40</b>	<b>12</b>	<b>78</b>	<b>13</b>	<b>200</b>

Halftime: MSU 42, FAMU 27. FG%: MSU 39.2%, FAMU 34.2%. 3FG%: MSU 27.8%, FAMU 38.1%. FT%: MSU 73.3%, FAMU 58.3%. Turnovers: MSU 12 (Applewhite 4), FAMU 15 (Adams, Spiller 3). Blocked Shots: MSU 5 (Borchert 3), FAMU 4 (Odi 4). Steals: MSU 12 (Applewhite 3), FAMU 8 (Spiller 2). Officials: Lee Cassell, James Barker, Patrick Evans. Attendance: 5,803.

## GAME 10 — DEC. 19, 2013

Mississippi State	66
Florida Gulf Coast	53

Humphrey Coliseum • 8 p.m.  
Starkville, MS

Craig Sword scored 17 points and was one of five Mississippi State players in double figures MSU beat Florida Gulf Coast, 66-53.

FGCU held only one lead in the contest, at 8-7 with better than five minutes gone by in the first half. MSU quickly regrouped for a 14-10 lead on a layup by Gavin Ware.

The Bulldogs were already establishing a dominant game inside. Ware and Roquez Johnson combined for 20 points and 14 rebounds.

MSU built a six-point lead at 21-15 on two free throws by Craig Sword with 8:02 left in the half.

The Bulldogs forced 14 first-half turnovers and led 32-24 at halftime.

MSU built its first double-digit lead on a layup by Sword to start the second half. The lead was later extended to 12 at 40-28 with 14:52 left.

Florida Gulf Coast then made one last rally, closing within six points at both 40-34 and 42-36.

MSU stopped the run with an old-fashioned 3-point play from Trivante Bloodman and a critical defensive rebound on the game's next possession.

The lead was stretched back to 12 on a tip-in from Johnson at 53-41 with 7:31 left. From there, the Maroon and White cruised to the victory.

## Florida Gulf Coast

Player	FG	3FG	FT	RB	PF	PT	A	Min
Fielier	f 3-5	0-1	5-9	4	3	11	1	29
Hicks	c 2-2	0-0	0-0	4	5	4	0	18
Comer	g 7-13	1-3	0-2	1	2	15	3	33
Thompson	g 4-10	2-7	0-0	3	3	10	1	31
Jones	g 4-10	0-2	1-2	9	3	9	0	28
Shoon	0-0	0-0	0-0	0	0	0	0	2
Cvjeticanin	0-4	0-4	2-2	2	1	2	1	30
Boyle	0-1	0-1	0-0	1	0	0	0	4
Blake	0-0	0-0	0-0	3	0	0	0	11
Graf	1-1	0-0	0-0	1	4	2	0	14
<b>TOTALS</b>	<b>21-46</b>	<b>3-18</b>	<b>8-15</b>	<b>30</b>	<b>21</b>	<b>53</b>	<b>6</b>	<b>200</b>

## Mississippi State

Player	FG	3FG	FT	RB	PF	PT	A	Min
Borchert	f 1-7	0-3	0-0	6	3	2	1	29
Ware	f 4-5	0-0	2-3	5	4	10	0	18
Applewhite	g 0-4	0-1	0-1	11	3	0	2	14
Ready	g 3-5	2-2	4-4	2	0	12	2	28
Sword	g 6-8	0-0	5-11	3	3	17	1	35
Thomas	3-9	3-8	1-2	6	1	10	0	31
Bloodman	2-3	0-0	1-1	3	1	5	1	16
Moore	0-0	0-0	0-0	1	0	0	0	1
Cunningham	0-0	0-0	0-0	1	0	0	0	4
Johnson	4-9	0-0	2-4	2	3	10	1	24
<b>TOTALS</b>	<b>23-50</b>	<b>5-14</b>	<b>15-26</b>	<b>33</b>	<b>18</b>	<b>66</b>	<b>8</b>	<b>200</b>

Halftime: MSU 32, FAMU 24. FG%: MSU 34.6%, FAMU 45.7%. 3FG%: MSU 35.7%, FAMU 16.7%. FT%: MSU 57.7%, FAMU 53.3%. Turnovers: MSU 17 (Borchert 4), FAMU 21 (Jones 7). Blocked Shots: MSU 0, FAMU 3 (3 players with 1). Steals: MSU 15 (Ready 5), FAMU 6 (Comer and Jones 2). Officials: Mike Nance, Jim Burr, Jeffrey Anderson. Attendance: 5,902.

## GAME 11 — DEC. 22, 2013

Mississippi State	71
South Florida	66

New Orleans Arena • 7 p.m.  
Las Vegas

Mississippi State held its own against a massive, physical front line from South Florida, winning 71-77, sparked by Gavin Ware's fourth double-double of the season.

The inside dominance started with Ware, who had 10 points and matched a career high with 15 rebounds. Roquez Johnson also gave his fellow big man some relief and hit a pair of baskets during an 8-2 run in the second half.

MSU dropped behind 12-5 four minutes into the contest. The Bulldogs pulled even at 14 and things were nip-and-tuck until Fred Thomas sparked a mini-rally and helped the Maroon and White out to a 31-22 advantage — the game's largest for either time.

South Florida hit a 3-point basket as the half expired, cutting the deficit to 38-35.

In the second half, USF battled back for its only lead at 45-44. That lead was quickly erased when Colin Borchert was fouled on a 3-point shot attempt and hit all three free throws. A layup by Johnson ran the lead to 58-52 before USF battled back for one final tie at 58.

From there, the Bulldogs regrouped and a critical steal by Trivante Bloodman helped swing the game for good.

## Mississippi State

Player	FG	3FG	FT	RB	PF	PT	A	Min
Applewhite	g 2-3	0-0	2-3	1	2	6	0	18
Borchert	f 2-7	1-5	6-8	5	3	11	1	27
Ready	g 3-7	0-0	2-2	0	2	8	7	28
Ware	f 4-8	0-0	2-4	15	2	10	0	25
Sword	g 5-10	0-1	0-2	2	2	10	1	33
Thomas	4-8	4-7	2-2	2	0	14	2	28
Bloodman	1-1	0-0	0-0	1	0	2	0	14
Cunningham	0-0	0-0	0-0	0	1	0	0	1
Johnson	4-11	0-1	2-4	2	5	10	1	27
<b>TOTALS</b>	<b>25-55</b>	<b>5-14</b>	<b>16-25</b>	<b>32</b>	<b>17</b>	<b>71</b>	<b>12</b>	<b>200</b>

## South Florida

Player	FG	3FG	FT	RB	PF	PT	A	Min
Brock	f 3-7	0-1	2-4	3	0	8	1	25
Rudd	f 7-15	3-7	0-1	11	4	17	3	36
Allen	g 3-8	2-4	8-8	3	5	16	4	39
Egbunu	g 1-2	0-0	0-0	1	1	2	0	27
Perry	g 6-10	0-0	2-2	9	4	14	2	26
Abdul-Aleem	0-0	0-0	0-0	0	0	0	0	1
Leday	0-2	0-1	0-0	1	2	0	0	4
McClendon	1-3	0-1	0-0	0	2	2	1	19
Hawkins	3-5	1-1	0-0	2	1	7	0	24
<b>TOTALS</b>	<b>24-52</b>	<b>6-15</b>	<b>12-15</b>	<b>31</b>	<b>19</b>	<b>66</b>	<b>11</b>	<b>200</b>

Halftime: MSU 38, USF 35. FG%: MSU 45.5.0%, USF 46.2%. 3FG%: MSU 35.7%, USF 40.0%. FT%: MSU 64.0%, USF 80.0%. Turnovers: MSU 13 (Sword 5), USF 18 (Brock 5). Blocked Shots: MSU 1 (Borchert), USF 4 (Rudd 2). Steals: MSU 10 (Sword 3), USF 3 (Allen 2). Officials: Rod Dixon, Marques Pettigrew, Pat Boeh. Attendance: 1,530.



## GAME 12 — DEC. 23, 2013

UNLV	82
Mississippi State	66

New Orleans Arena • 9:30 p.m.  
Las Vegas

A blistering first-half shooting performance by UNLV did in the Mississippi State men's basketball in the championship game as the Rebels claimed an 82-66 win to claim the Las Vegas Classic.

The Bulldogs played hard and led in several statistical categories but could not mount a serious comeback in the second half.

The loss snapped a four-game winning streak for MSU, which built an early 10-5 lead on two Dre Applewhite free throws and a Fred Thomas dunk. UNLV received for a 13-12 lead and stretched its advantage to 21-14 on an 8-0 run.

By then, UNLV was beginning to heat up in long-range. Deville Smith hit three 3-point baskets as the Rebels hit 9-of-13 from 3-point range in the first half alone. Conversely, MSU did not hit a 3-point basket in the first half.

After a basket by Gavin Ware, UNLV reeled off an 8-0 run for a 29-16 advantage. The Bulldogs went better than five minutes between field goals during the run.

UNLV shot 52 percent from the field in the first half and led 42-24 at the intermission.

The Bulldogs continued to play with heart in the second half, closing within 12 on two different occasions. A couple of dunks highlighted an 8-0 run in the later stages of the half as the lead grew past 20.

For the contest, the Bulldogs hit 28-of-59 shots from the field, including a 1-of-11 mark from 3-point range.

## Mississippi State

Player	FG	3FG	FT	RB	PF	PT	A	Min
Applewhite	g 0-1	0-0	2-2	3	5	2	1	16
Borchert	f 6-12	0-4	0-0	6	1	12	1	29
Ready	g 0-4	0-0	0-0	0	0	0	1	24
Ware	g 4-6	0-0	0-1	4	5	8	1	23
Sword	g 8-13	0-0	2-4	1	3	18	3	25
Thomas	3-9	0-4	0-0	4	1	6	1	29
Bloodman	3-4	0-0	0-0	3	3	6	0	15
Davis	0-0	0-0	0-0	0	0	0	0	3
Moore	1-1	0-0	1-1	0	0	3	0	3
Cunningham	2-3	1-2	0-0	1	0	5	0	6
Johnson	1-6	0-1	4-4	3	4	6	1	27
<b>TOTALS</b>	<b>28-59</b>	<b>1-11</b>	<b>9-12</b>	<b>30</b>	<b>22</b>	<b>66</b>	<b>9</b>	<b>200</b>

## UNLV

Player	FG	3FG	FT	RB	PF	PT	A	Min
Smith	f 4-10	0-1	4-4	12	1	12	0	34
Birch	f 3-5	0-0	5-6	8	4	11	1	23
Olekaibe	f 4-8	4-8	5-6	2	4	17	2	25
D.Jones	g 4-10	1-3	0-0	0	0	9	1	22
Smith	g 0-1	0-0	1-2	0	0	1	1	10
Wood	3-7	1-4	0-0	2	4	7	1	17
Lopez-Sosa	0-1	0-0	2-2	3	3	2	1	7
Rushman	1-1	0-0	0-0	0	0	2	0	1
Kendrick	2-6	2-4	0-0	5	1	6	4	31
Smith	5-10	3-6	2-4	1	0	15	5	30
<b>TOTALS</b>	<b>26-59</b>	<b>11-26</b>	<b>19-24</b>	<b>39</b>	<b>17</b>	<b>82</b>	<b>16</b>	<b>200</b>

Halftime: UNLV 42, MSU 24. FG%: MSU 47.5%, UNLV 44.1%. 3FG%: MSU 9.1%, UNLV 42.3%. FT%: MSU 75.0%, UNLV 79.2%. Turnovers: MSU 14 (Sword 4), UNLV 19 (Five players with 3). Blocked Shots: MSU 2 (Borchert 2), UNLV 5 (Birch 3). Steals: MSU 9 (Borchert, Thomas 2), UNLV 3 (Birch, De-Jean-Jones, Lopez-Sosa 1). Officials: Jeff Malham, Marques Pettigrew, Jon Stigliano. Attendance: 3,618.

## GAME 13 — JAN. 2, 2014

Mississippi State	77
Maryland Eastern Shore	63

Humphrey Coliseum • 7 p.m.  
Starkville, MS

Mississippi State closed out the non-conference portion of its schedule by posting a 77-63 win against Maryland Eastern Shore.

Gavin Ware posted his fifth double-double this season and seventh overall with 21 points and a career-high 16 rebounds. Borchert led the offensive efforts with a career-high 22 points. Fred Thomas was also in double figures with 10 points.

Both teams struggled offensively early as UMES held its only lead of the contest at 10-8 with more than eight minutes played. The Bulldogs answered with a 12-2 run to take a 20-12 lead on a layup by Ware with 5:50 left.

The Bulldogs stretched the first-half lead to as many as 10 and led 29-20 at the intermission.

In the first half, MSU held a plus-eight rebounding advantage and only committed three fouls. MSU only shot 39.4 percent from the field but took advantage of its size and offensive productivity to build the lead.

In the second half, a 9-0 run by MSU stretched the lead to 45-27. A 3-point basket by Thomas capped that run with 14:48 left in the contest.

The Bulldogs led by 19 a couple of minutes later. UMES cut the lead to 10 with seven straight points and later got within nine twice after a flurry of late 3-point baskets.

MSU held a 43-29 rebounding advantage.

## Maryland Eastern Shore

Player	FG	3FG	FT	RB	PF	PT	A	Min
Snyder	f 3-5	0-2	0-0	7	2	6	0	26
Ezeiru	f 1-3	0-0	0-0	5	1	2	0	16
Bell	g 1-7	0-0	0-0	2	2	2	2	24
Smith	g 7-16	1-4	0-0	1	1	15	6	40
Jones	g 6-18	4-12	2-2	2	2	18	5	37
Pitt	3-4	0-0	0-0	3	2	6	1	14
Blackmon	0-2	0-1	0-0	2	0	0	0	5
Walker	4-6	3-4	0-0	0	1	11	1	14
Randall	1-2	0-0	1-2	5	2	3	0	23
Guillaume	0-0	0-0	0-0	0	0	0	0	1
<b>TOTALS</b>	<b>26-63</b>	<b>8-29</b>	<b>3-4</b>	<b>29</b>	<b>13</b>	<b>63</b>	<b>15</b>	<b>200</b>

## Mississippi State

Player	FG	3FG	FT	RB	PF	PT	A	Min
Borchert	f 7-12	2-4	6-6	5	0	22	5	29
Ware	f 10-14	0-0	1-1	16	0	21	1	31
Thomas	g 4-10	2-5	0-0	3	2	10	2	35
Ready	g 3-7	1-1	0-0	4	0	7	6	27
Sword	g 1-3	0-1	1-4	0	2	3	2	30
Bloodman	0-1	0-0	3-4	1	1	3	1	13
Davis	1-3	1-3	0-0	1	2	3	1	9
Cunningham	0-2	0-1	0-0	0	0	0	0	6
Johnson	3-10	0-0	2-3	9	0	8	0	20
<b>TOTALS</b>	<b>29-63</b>	<b>6-15</b>	<b>13-18</b>	<b>43</b>	<b>7</b>	<b>77</b>	<b>18</b>	<b>200</b>

Halftime: MSU 29, UMES 20. FG%: MSU 46.8%, UMES 41.3%. 3FG%: MSU 40.0%, UMES 27.6%. FT%: MSU 72.2%, UMES 75.0%. Turnovers: MSU 13 (Sword 4), UMES 11 (Snyder, Jones 3). Blocked Shots: MSU 3 (Thomas 2), UMES 1 (Randall). Steals: MSU 7 (Borchert, Sword 2), UMES 6 (Synder 2). Officials: John Hampton, Ron Groover, Ed Corbett. Attendance: 5,708.

## GAME 14 — JAN. 8, 2014

Kentucky	85
Mississippi State	63

Rupp Arena • 7 p.m.  
Lexington, KY

Mississippi State played one of its best first halves of the season but it was not enough to lift the Bulldogs past No. 14 Kentucky, which claimed an 85-63 win.

MSU scored the game's first five points and quickly built a 12-2 lead with less than five minutes played. Overplaying the passing lanes and forcing turnovers, the Bulldogs played spirited.

Kentucky was still down 10 at 18-8 before fighting back with 14-2 run for its first lead at 22-20 on two free throws by Dominique Hawkins with 7:25 left in the half.

Not deterred, the Bulldogs quickly fought back and took a six point lead by scoring six points on one possession. Roquez Johnson dunked and drew a flagrant foul. Playing for Johnson, Colin Borchert hit both free throws. Jacoby Davis followed with a layup for a 34-28 lead with 3:12 left in the half.

Trivante Bloodman scored as the half expired to push the MSU advantage to 40-37 at half-time.

In the second half, MSU trailed 54-51 with 13:11 left to play after a basket by Johnson. The Bulldogs then missed seven straight shots from the field as the Wildcats seized control with a game-changing 20-2 run.

Craig Sword led MSU with 19 points, while Bloodman had 13 points and Johnson had 12 points. Ware pulled down 10 rebounds in 24 minutes of action.

## Mississippi State

Player	FG	3FG	FT	RB	PF	PT	A	Min
Borchert	f 2-7	2-5	6-6	3	5	8	1	20
Ware	f 2-6	0-0	1-1	10	3	4	0	24
Thomas	g 1-8	1-4	0-0	1	2	3	2	29
Ready	g 0-1	0-0	0-0	0	0	0	2	18
Sword	g 5-12	0-0	9-10	2	4	19	2	24
Bloodman	5-6	0-0	3-4	1	2	13	2	25
Davis	2-4	1-2	0-0	1	2	4	3	14
Moore	0-0	0-0	0-0	0	0	0	0	3
Cunningham	0-0	0-0	0-0	1	0	0	0	10
Johnson	6-13	0-0	0-2	4	4	12	0	33
<b>TOTALS</b>	<b>23-57</b>	<b>3-11</b>	<b>14-18</b>	<b>28</b>	<b>22</b>	<b>63</b>	<b>12</b>	<b>200</b>

## Kentucky

Player	FG	3FG	FT	RB	PF	PT	A	Min
C-Stein	f 5-6	0-0	2-5	4	2	12	1	25
Randle	f 3-7	0-1	2-4	14	3	8	1	21
Young	g 8-18	3-10	7-9	10	2	26	5	35
Harrison	g 1-5	0-3	3-5	2	4	5	3	23
Harrison	g 2-7	1-3	3-4	2	2	8	2	30
Lee	1-2	0-0	0-0	0	0	2	1	5
Polson	0-0	0-0	0-0	0	0	0	0	2
Hood	0-0	0-0	0-0	0	0	0	1	2
Poythress	5-6	0-0	2-2	4	2	12	2	22
Floreal	0-0	0-0	0-0	0	0	0	0	1
Hawkins	1-5	0-2	2-2	2	3	4	2	23
Willis	0-1	0-1	0-0	1	0	0	0	3
Johnson	4-4	0-0	0-2	1	1	8	0	8
<b>TOTALS</b>	<b>30-61</b>	<b>4-20</b>	<b>21-33</b>	<b>44</b>	<b>19</b>	<b>85</b>	<b>18</b>	<b>200</b>

Halftime: MSU 40, UK 37. FG%: MSU 40.4%, UK 49.2%. 3FG%: MSU 27.3%, UK 20.0%. FT%: MSU 77.8%, UK 63.6%. Turnovers: MSU 15 (Sword 5), UK 12 (Harrison 4). Blocked Shots: MSU 0, UK 7 (Poythress, 3). Steals: MSU 8 (Sword 3), UK 5 (Young, Harrison 2). Officials: Pat Adams, Mike Nance, Doug Simons. Attendance: 23,638.



## GAME 15 — JAN. 11, 2014

Mississippi State	76
Ole Miss	72

Humphrey Coliseum • 3 p.m.  
Starkville, Miss.

In the latest installment of the Mississippi State-Ole Miss rivalry, the Bulldogs erased a five-point deficit late to claim a 76-72 win.

The Bulldogs built an 11-point lead early in the second half before the Rebels rallied to go up 5. But it was free throws that made the difference.

MSU hit 28-of-42 free throw attempts and while Craig Sword was blanked from the field, he scored 15 points on a 15-of-18 night at the line.

MSU grabbed its first lead at 15-12 on a Colin Borchert 3-pointer. Borchert had 11 of his 14 points in the first half.

MSU ran the lead to seven at 33-26 and later led by nine on two occasions in the first half. A steal and layup by Ready as the half expired gave MSU a 43-36 lead.

In the second half, a tiring Bulldog squad finally gave up the lead on a 12-0 run by the Rebels. For Ole Miss, a layup by Derrick Millinghaus gave his squad a 58-54 lead with 9:57 left.

The Bulldogs rallied with Ready calling a team huddle and his team down 66-61.

MSU took the lead for good with seven straight points, including a game-tying jumper by Ready and two free throws by Roquez Johnson with 2:59 left.

Ole Miss held its last lead at 69-68. Two free throws by Sword turned things around for good with 2:26 left in the contest.

Ole Miss										
Player	FG	3FG	FT	RB	PF	PT	A	Min		
Jones	f 2-7	0-1	0-0	9	5	4	0	21		
Cox	c 0-0	0-0	1-2	2	1	1	0	10		
Millinghaus	g 5-17	3-10	2-2	7	3	15	4	37		
White	g 6-11	3-6	1-2	4	2	16	3	31		
Summers	g 7-15	3-7	6-6	4	3	23	2	31		
Newby	1-2	0-1	0-0	4	2	2	1	12		
Saiz	2-4	0-0	0-0	7	3	4	0	17		
Perez	2-8	1-4	0-0	6	4	5	1	21		
Coleby	1-5	0-0	0-0	1	1	2	0	17		
Joesaar	0-0	0-0	0-0	1	0	0	0	3		
<b>TOTALS</b>	<b>26-69</b>	<b>10-29</b>	<b>10-12</b>	<b>47</b>	<b>24</b>	<b>72</b>	<b>11</b>	<b>200</b>		

Mississippi State										
Player	FG	3FG	FT	RB	PF	PT	A	Min		
Borchert	f 5-11	3-6	1-2	5	2	14	1	30		
Ware	f 3-8	0-0	0-0	9	4	6	0	21		
Thomas	g 2-9	1-7	1-2	2	2	6	3	26		
Ready	g 4-6	0-1	2-2	2	0	10	4	25		
Sword	g 0-7	0-3	15-18	5	2	15	4	24		
Bloodman	1-3	0-2	3-6	2	1	5	3	21		
Davis	0-2	0-1	0-0	1	0	0	0	7		
Moore	0-1	0-1	0-0	0	0	0	0	5		
Cunningham	0-0	0-0	0-0	0	0	0	1	4		
Johnson	7-11	0-0	6-12	7	2	26	1	27		
<b>TOTALS</b>	<b>22-58</b>	<b>4-21</b>	<b>28-42</b>	<b>37</b>	<b>13</b>	<b>76</b>	<b>17</b>	<b>200</b>		

Halftime: MSU 43, UM 36. FG%: MSU 37.9%, UM 37.7%. 3FG%: MSU 19.0%, UM 34.5%. FT%: MSU 66.7%, UM 83.3%. Turnovers: MSU 9 (Sword 3), UM 16 (Summers 4). Blocked Shots: MSU 6 (Borchert 3), UM 4 (Four players with 1). Steals: MSU 11 (Sword 7), UM 6 (White 3). Officials: Doug Shows, Ed Fehr, Tony Henderson. Attendance: 8,841.

## GAME 16 — JAN. 15, 2014

Alabama	80
Mississippi State	61

Coleman Coliseum • 7 p.m.  
Tuscaloosa, Ala.

Mississippi State struggled out the gates and failed to recover, dropping an 80-61 decision to Alabama.

The Bulldogs scored the game's opening basket and did not lead again. Alabama quickly built a 12-5 lead as Rodney Cooper scored five points over the space of three possessions.

MSU battled back to a 12-9 deficit on a layup by Colin Borchert. The Bulldogs then closed within one before a 14-5 run by the Crimson Tide ran the lead to 29-19 with 5:32 left before halftime.

A dangerous trend was being developed as the Bulldogs were struggling on the defensive end. Alabama hit 13-of-27 shots in the first half for 48.1 percent shooting. The late push towards the half sent the Crimson Tide to a 38-26 advantage at the break.

The Bulldogs closed within 10 on three different occasions early in the second half before a 20-7 run by the hosts put the contest out of reach.

For Alabama, Trevor Releford continued his string play against MSU, by scoring a game-high 28 points. Releford hit 10-of-13 shots, including 6-of-9 shots from 3-point land.

Alabama also received 12 points from Shannon Hale, 11 points from Retin Obasohan and 10 points from Cooper.

Gavin Ware led MSU with 18 points, while Sword had 12 points.

Mississippi State										
Player	FG	3FG	FT	RB	PF	PT	A	Min		
Borchert	f 3-10	0-3	1-2	6	4	7	2	30		
Ware	f 7-8	0-0	4-5	6	3	18	1	23		
Thomas	g 3-8	2-4	0-0	3	1	8	0	31		
Ready	g 0-1	0-0	0-0	1	0	0	1	6		
Sword	g 4-8	0-0	4-6	4	0	12	1	29		
Bloodman	2-5	0-0	2-2	3	2	6	5	30		
Davis	1-3	1-2	0-0	0	2	3	1	8		
Wilson	0-0	0-0	0-0	0	0	0	0	4		
Moore	0-0	0-0	0-0	0	0	0	0	6		
Cunningham	0-2	0-1	3-3	0	2	3	0	12		
Johnson	2-5	0-0	0-0	1	3	4	0	21		
<b>TOTALS</b>	<b>22-50</b>	<b>3-10</b>	<b>14-18</b>	<b>28</b>	<b>17</b>	<b>61</b>	<b>11</b>	<b>200</b>		

Alabama										
Player	FG	3FG	FT	RB	PF	PT	A	Min		
Hale	f 5-9	1-3	1-2	3	1	12	1	33		
Releford	f 10-13	6-9	2-2	4	2	28	4	32		
Engstrom	c 1-2	0-0	0-0	3	4	2	1	12		
Randolph	g 2-6	0-2	2-3	4	1	6	2	28		
Obasohan	g 4-10	0-3	3-7	4	1	11	2	32		
Key	0-1	0-1	0-0	1	0	0	1	8		
Taylor	0-0	0-0	0-0	3	5	0	1	9		
Jacobs	4-6	0-0	0-0	2	1	8	1	16		
Cooper	3-8	2-2	2-2	4	3	10	3	28		
Wilson	0-1	0-0	0-0	1	0	0	1	1		
Slaughter	1-1	1-1	0-0	0	0	3	0	1		
<b>TOTALS</b>	<b>22-58</b>	<b>4-21</b>	<b>28-42</b>	<b>37</b>	<b>13</b>	<b>76</b>	<b>17</b>	<b>200</b>		

Halftime: UA 38, MSU 26. FG%: MSU 44.0%, UA 52.6%. 3FG%: MSU 30.0%, UA 40.0%. FT%: MSU 77.8%, UA 62.5%. Turnovers: MSU 14 (Sword 5), UA 11 (Hale, Obasohan 3). Blocked Shots: MSU 2 (Thomas, Sword), UA 6 (Obasohan 4). Steals: MSU 3 (Thomas, Sword, Johnson), UA 7 (Obasohan 3). Officials: Lee Cassell, CJ Washington, Michael Stephens. Attendance: 10,112.

## GAME 14 — JAN. 18, 2014

Mississippi State	81
Texas A&M	72

Humphrey Coliseum • 12:30 p.m.  
Starkville, Miss.

Mississippi State sophomore forward Gavin Ware scored eight of his team-high 22 points in overtime as Mississippi State rallied past Texas A&M, 81-72.

For a second-straight Saturday, MSU staged a dramatic rally. A week ago, MSU rallied from down six points late to knock off Ole Miss, 76-72. Saturday, Texas A&M held a 52-42 lead with 12:19 left in the contest.

Ware dominated in the extra stanza as he posted his sixth double-double of the season with an 8-for-11 night from the field. He also had a team-high 10 rebounds. Sword led the team with 23 points. Also in double figures were Colin Borchert with 14 points and Fred Thomas with 13 points.

Texas A&M scored the game's first six points and held the upper hand for most of the first half.

The Bulldogs struggled early against the Aggies' tenacious defensive unit and worked hard to get the offense on track. The Bulldogs were down 15-7 midway through the half.

MSU reeled off a 10-1 run to grab a 27-26 lead on a Fred Thomas 3-point basket with 1:32 left in the half. MSU held that lead at half-time.

In the second half, the Aggies went long distance to build the 52-42 lead. The Bulldogs were back within five at 57-52. Finally, MSU broke through and took the lead at 64-63 with 1:55 left on two Borchert free throws. Defensively, MSU held Texas A&M to an off-balanced 3-point shot attempt as regulation time expired.

Texas A&M										
Player	FG	3FG	FT	RB	PF	PT	A	Min		
Roberson	f 3-6	0-1	2-2	5	5	8	0	22		
Jones	c 8-11	2-3	6-7	4	4	24	3	35		
Green	g 0-6	0-2	0-2	3	2	0	0	31		
Harris	g 2-6	1-4	0-1	1	2	5	4	27		
Caruso	g 4-7	2-3	2-2	6	5	12	4	37		
Smith	0-1	0-0	0-0	2	2	0	1	17		
Miller	0-0	0-0	1-2	4	3	1	2	11		
McDonald	0-0	0-0	0-0	0	0	0	0	1		
Fitzgerald	7-15	3-6	3-4	4	3	20	0	32		
Space	1-4	0-2	0-1	1	0	2	0	6		
Johns	0-0	0-0	0-0	0	1	0	0	6		
<b>TOTALS</b>	<b>25-56</b>	<b>8-20</b>	<b>14-21</b>	<b>33</b>	<b>27</b>	<b>72</b>	<b>13</b>	<b>225</b>		

Mississippi State										
Player	FG	3FG	FT	RB	PF	PT	A	Min		
Borchert	f 4-9	0-2	6-9	5	3	14	4	35		
Ware	f 8-11	0-0	6-8	10	0	22	1	35		
Thomas	g 6-10	1-2	0-1	5	3	13	2	41		
Bloodman	g 1-3	1-1	0-0	3	4	3	3	30		
Sword	g 7-11	1-2	8-13	6	2	23	5	39		
Davis	0-3	0-2	0-0	1	1	0	1	20		
Cunningham	0-1	0-1	0-0	0	1	0	0	5		
Johnson	3-7	0-0	0-1	5	2	6	0	20		
<b>TOTALS</b>	<b>29-55</b>	<b>3-10</b>	<b>20-32</b>	<b>38</b>	<b>16</b>	<b>81</b>	<b>16</b>	<b>225</b>		

Halftime: MSU 27, TAMU 26. FG%: MSU 52.7%, TAMU 44.6%. 3FG%: MSU 30.0%, TAMU 40.0%. FT%: MSU 62.5%, TAMU 66.7%. Turnovers: MSU 14 (Borchert 5), TAMU 15 (Three players with 3). Blocked Shots: MSU 4 (Borchert 2, Sword 2), TAMU 0. Steals: MSU 11 (Thomas, Bloodman 3), TAMU 5 (Harris 3). Officials: Ron Groover, John Hampton, Brian Shey. Attendance: 7,073.

2013-14 Mississippi State Basketball  
Mississippi State Combined Team Statistics (as of Jan 18, 2014)  
All games

RECORD:	OVERALL	HOME	AWAY	NEUTRAL
ALL GAMES	12-5	10-1	0-3	2-1
CONFERENCE	2-2	2-0	0-2	0-0
NON-CONFERENCE	10-3	8-1	0-1	2-1

#	Player	gp-gs	min	avg	Total		3-Point		F-Throw		Rebounds								a	to	blk	stl	pts	avg
					fg-fga	fg%	3fg-fga	3fg%	ft-fa	ft%	off	def	tot	avg	pf	dq								
32	Craig Sword	17-17	496	29.2	88-164	.537	4-17	.235	75-117	.641	16	45	61	3.6	44	0	43	53	8	36	255	15.0		
20	Gavin Ware	17-17	438	25.8	81-136	.596	0-0	.000	34-56	.607	41	110	151	8.9	39	1	6	24	6	16	196	11.5		
03	Colin Borchert	17-16	469	27.6	60-148	.405	21-73	.288	33-41	.805	14	59	73	4.3	50	2	28	36	22	15	174	10.2		
25	Roquez Johnson	17-1	385	22.6	58-126	.460	0-5	.000	43-75	.573	38	42	80	4.7	40	2	10	27	0	11	159	9.4		
01	Fred Thomas	16-11	484	30.3	47-142	.331	21-72	.292	14-26	.538	5	48	53	3.3	29	0	23	25	12	20	129	8.1		
15	I.J. Ready	12-11	281	23.4	26-63	.413	10-21	.476	8-8	1.000	4	12	16	1.3	8	0	39	19	0	15	70	5.8		
04	Trivante Bloodman	17-6	390	22.9	31-59	.525	2-8	.250	31-44	.705	11	24	35	2.1	32	0	37	18	0	22	95	5.6		
02	Dre Applewhite	12-6	213	17.8	17-41	.415	3-9	.333	29-43	.674	20	27	47	3.9	29	1	16	20	1	10	66	5.5		
11	Jacoby Davis	13-0	120	9.2	9-31	.290	7-24	.292	2-3	.667	3	5	8	0.6	11	0	9	1	0	5	27	2.1		
24	Tyson Cunningham	17-0	150	8.8	9-26	.346	3-14	.214	5-5	1.000	1	5	6	0.4	15	0	6	7	0	8	26	1.5		
13	Tevin Moore	6-0	20	3.3	2-4	.500	0-1	.000	1-3	.333	1	0	1	0.2	0	0	0	1	0	0	5	0.8		
12	D'Runnya Wilson	1-0	4	4.0	0-0	.000	0-0	.000	0-0	.000	0	0	0	0.0	0	0	0	0	0	0	0	0.0		
Team											26	26	52				5							
Total.....		17	3450		428-940	.455	71-244	.291	275-421	.653	180	403	583	34.3	297	6	217	236	49	158	1202	70.7		
Opponents.....		17	3450		416-958	.434	111-344	.323	218-303	.719	182	412	594	34.9	352	-	206	275	50	95	1161	68.3		

TEAM STATISTICS	MS	OPP	Date	Opponent	Score	Att.
SCORING	1202	1161	11-08-13	PRAIRIE VIEW	w 71-56	6853
Points per game	70.7	68.3	11-14-13	KENNESAW STATE	w 78-55	6806
Scoring margin	+2.4	-	11-19-13	MISS. VALLEY STATE	w 94-72	6759
FIELD GOALS-ATT	428-940	416-958	11-23-13	at Utah State	L 68-87	10043
Field goal pct	.455	.434	11-27-13	JACKSON STATE	w 58-56	6776
3 POINT FG-ATT	71-244	111-344	12-01-13	LOYOLA CHICAGO	Wot 65-64	6010
3-point FG pct	.291	.323	12-05-13	TCU	L 61-71	6795
3-pt FG made per game	4.2	6.5	12-13-13	vs SE Louisiana	w 68-62	2035
FREE THROWS-ATT	275-421	218-303	12-17-13	FLORIDA A&M	w 78-65	5803
Free throw pct	.653	.719	12-19-13	FLORIDA GULF COAST	w 66-53	5902
F-Throws made per game	16.2	12.8	12-22-13	vs USF	w 71-66	1530
REBOUNDS	583	594	12-23-13	vs UNLV	L 66-82	3618
Rebounds per game	34.3	34.9	01-02-14	MD EASTERN SHORE	w 77-63	5708
Rebounding margin	-0.6	-	* 01/08/14	at Kentucky	L 63-85	23638
ASSISTS	217	206	* 01-11-14	OLE MISS	w 76-72	8841
Assists per game	12.8	12.1	* 01-15-14	at Alabama	L 61-80	10112
TURNOVERS	236	275	* 01-18-14	TEXAS A&M	Wot 81-72	7073
Turnovers per game	13.9	16.2	* - Conference game			
Turnover margin	+2.3	-				
Assist/turnover ratio	0.9	0.7				
STEALS	158	95				
Steals per game	9.3	5.6				
BLOCKS	49	50				
Blocks per game	2.9	2.9				
ATTENDANCE	73326	50976				
Home games-Avg/Game	11-6666	3-14598				
Neutral site-Avg/Game	-	3-2394				

Score by Periods	1st	2nd	OT	Totals
Mississippi State	552	627	23	1202
Opponents	538	610	13	1161

2013-14 Mississippi State Basketball  
Mississippi State Combined Team Statistics (as of Jan 18, 2014)  
Conference games

RECORD:	OVERALL	HOME	AWAY	NEUTRAL
ALL GAMES	2-2	2-0	0-2	0-0
CONFERENCE	2-2	2-0	0-2	0-0
NON-CONFERENCE	0-0	0-0	0-0	0-0

#	Player	gp-gs	min	avg	Total	3-Point	F-Throw	Rebounds		pf	dq	a	to	blk	stl	pts	avg
					fg-fga	fg%	3fg-fga	3fg%	ft-fa	ft%	off	def	tot	avg			
32	Craig Sword	4-4	126	31.5	16-38	.421	1-5	.200	36-47	.766	4	13	17	4.3	8	0	12
20	Gavin Ware	4-4	103	25.8	20-33	.606	0-0	.000	10-13	.769	7	28	35	8.8	10	0	2
03	Colin Borchert	4-4	115	28.8	14-37	.378	5-16	.313	10-15	.667	2	17	19	4.8	14	1	8
25	Roquez Johnson	4-0	101	25.3	18-36	.500	0-0	.000	6-15	.400	8	9	17	4.3	11	0	1
01	Fred Thomas	4-4	127	31.8	12-35	.343	5-17	.294	1-3	.333	1	10	11	2.8	8	0	7
04	Trivante Bloodman	4-1	106	26.5	9-17	.529	1-3	.333	8-12	.667	2	7	9	2.3	9	0	13
15	I.J. Ready	3-3	49	16.3	4-8	.500	0-1	.000	2-2	1.000	0	3	3	1.0	0	0	7
11	Jacoby Davis	4-0	49	12.3	3-12	.250	1-7	.143	0-0	.000	1	2	3	0.8	5	0	5
24	Tyson Cunningham	4-0	31	7.8	0-3	.000	0-2	.000	3-3	1.000	0	1	1	0.3	3	0	1
13	Tevin Moore	3-0	14	4.7	0-1	.000	0-1	.000	0-0	.000	0	0	0	0.0	0	0	0
12	D'Runnya Wilson	1-0	4	4.0	0-0	.000	0-0	.000	0-0	.000	0	0	0	0.0	0	0	0
Team											9	7	16				
Total.....		4	825		96-220	.436	13-52	.250	76-110	.691	34	97	131	32.8	68	1	56
Opponents.....		4	825		111-243	.457	32-94	.340	55-82	.671	47	110	157	39.2	88	-	59

TEAM STATISTICS	MS	OPP	Date	Opponent	Score	Att.
SCORING	281	309	*	01/08/14	at Kentucky	L 63-85 23638
Points per game	70.2	77.2	*	01-11-14	OLE MISS	w 76-72 8841
Scoring margin	-7.0	-	*	01-15-14	at Alabama	L 61-80 10112
FIELD GOALS-ATT	96-220	111-243	*	01-18-14	TEXAS A&M	Wot 81-72 7073
Field goal pct	.436	.457	* - Conference game			
3 POINT FG-ATT	13-52	32-94				
3-point FG pct	.250	.340				
3-pt FG made per game	3.3	8.0				
FREE THROWS-ATT	76-110	55-82				
Free throw pct	.691	.671				
F-Throws made per game	19.0	13.8				
REBOUNDS	131	157				
Rebounds per game	32.8	39.2				
Rebounding margin	-6.5	-				
ASSISTS	56	59				
Assists per game	14.0	14.8				
TURNOVERS	52	54				
Turnovers per game	13.0	13.5				
Turnover margin	+0.5	-				
Assist/turnover ratio	1.1	1.1				
STEALS	33	23				
Steals per game	8.3	5.8				
BLOCKS	12	17				
Blocks per game	3.0	4.3				
ATTENDANCE	15914	33750				
Home games-Avg/Game	2-7957	2-16875				
Neutral site-Avg/Game	-	0-0				

Score by Periods	1st	2nd	OT	Totals
Mississippi State	136	131	14	281
Opponents	137	167	5	309

2013-14 Mississippi State Basketball  
Mississippi State Team Game-by-Game Comparison (as of Jan 18, 2014)  
All games

Opponent	1st	2nd	Score	Mar	Total FG	FG Pct	3-Pointers	3FG Pct	Free Throws	FT Pct	Rebounds	Assist	T/Over	Block	Steal	Fouls
PRAIRIE VIEW	38/28	33/28	71-56	+15	27-64/19-50	.422/.380	4-12/3-22	.333/.136	13-21/15-21	.619/.714	51/27 +24	13/6	21/19	2/4	8/10	19/22
KENNESAW STATE	35/31	43/24	78-55	+23	28-60/20-44	.467/.455	8-23/6-17	.348/.353	14-25/9-17	.560/.529	33/33 -	16/14	12/26	4/3	15/4	19/23
MISS. VALLEY STATE	44/29	50/43	94-72	+22	35-67/28-59	.522/.475	5-14/4-12	.357/.333	19-27/12-14	.704/.857	41/27 +14	17/12	11/18	3/1	10/7	17/21
Utah State	28/41	40/46	68-87	(19)	26-57/28-54	.456/.519	5-16/11-23	.313/.478	11-17/20-27	.647/.741	23/41 (18)	18/19	14/16	3/2	8/3	26/17
JACKSON STATE	23/28	35/28	58-56	+2	20-46/20-54	.435/.370	4-13/1-10	.308/.100	14-19/15-19	.737/.789	33/32 +1	6/5	19/15	6/0	6/8	16/16
LOYOLA CHICAGO	29/29	27/27	65-64	+1	22-47/23-54	.468/.426	4-16/6-19	.250/.316	17-28/12-14	.607/.857	27/35 (8)	10/12	9/14	1/1	7/2	19/24
TCU	22/34	39/37	61-71	(10)	24-56/20-44	.429/.455	3-18/6-14	.167/.429	10-20/25-31	.500/.806	32/34 (2)	9/7	15/17	3/4	10/6	22/18
SE Louisiana	32/33	36/29	68-62	+6	25-46/25-63	.543/.397	3-8/6-24	.375/.250	15-28/6-8	.536/.750	34/31 +3	12/12	14/12	4/1	8/6	15/24
FLORIDA A&M	42/27	36/38	78-65	+13	20-51/25-73	.392/.342	5-18/8-21	.278/.381	33-45/7-12	.733/.583	40/48 (8)	13/12	12/15	5/4	12/8	12/29
FLORIDA GULF COAST	32/24	34/29	66-53	+13	23-50/21-46	.460/.457	5-14/3-18	.357/.167	15-26/8-15	.577/.533	33/30 +3	8/6	17/21	0/3	15/6	18/21
USF	38/35	33/31	71-66	+5	25-55/24-52	.455/.462	5-14/6-15	.357/.400	16-25/12-15	.640/.800	32/31 +1	12/11	13/18	1/4	10/3	17/19
UNLV	24/42	42/40	66-82	(16)	28-59/26-59	.475/.441	1-11/11-26	.091/.423	9-12/19-24	.750/.792	30/39 (9)	9/16	14/19	2/5	9/3	22/17
MD EASTERN SHORE	29/20	48/43	77-63	+14	29-62/26-63	.468/.413	6-15/8-29	.400/.276	13-18/3-4	.722/.750	43/29 +14	18/15	13/11	3/1	7/6	7/13
Kentucky	40/37	23/48	63-85	(22)	23-57/30-61	.404/.492	3-11/4-20	.273/.200	14-18/21-33	.778/.636	28/44 (16)	12/18	15/12	0/7	8/5	22/19
OLE MISS	43/36	33/36	76-72	+4	22-58/26-69	.379/.377	4-21/10-29	.190/.345	28-42/10-12	.667/.833	37/47 (10)	17/11	9/16	6/4	11/6	13/24
Alabama	26/38	35/42	61-80	(19)	22-50/30-57	.440/.526	3-10/10-25	.300/.400	14-18/10-16	.778/.625	28/33 (5)	11/17	14/11	2/6	3/7	17/18
TEXAS A&M	27/26	40/41	81-72	+9	29-55/25-56	.527/.446	3-10/8-20	.300/.400	20-32/14-21	.625/.667	38/33 +5	16/13	14/15	4/0	11/5	16/27

Note: Game totals are displayed in the format TEAM/OPPONENT for each category



2013-14 Mississippi State Basketball  
Mississippi State Game-by-Game Highs (as of Jan 18, 2014)  
All games

Opponent	Date	Score	Points	Rebounds	Assists	Steals	Blocked shots
PRAIRIE VIEW	11-08-13	71-56	15-Gavin Ware	15-Gavin Ware	4-Dre Applewhite	3-Tyson Cunningham I.J. Ready	1-Colin Borchert Dre Applewhite
KENNESAW STATE	11-14-13	78-55	17-Fred Thomas	10-Gavin Ware	6-I.J. Ready	3-Fred Thomas Gavin Ware I.J. Ready	2-Colin Borchert
MISS. VALLEY STATE at Utah State	11-19-13	94-72	23-Gavin Ware	11-Gavin Ware	5-Trivante Bloodman	4-Trivante Bloodman	2-Colin Borchert
	11-23-13	68-87	19-Gavin Ware	10-Gavin Ware	6-Trivante Bloodman	2-Gavin Ware Roquez Johnson Craig Sword	2-Fred Thomas
JACKSON STATE	11-27-13	58-56	12-Craig Sword	7-Gavin Ware	2-Craig Sword Trivante Bloodman	2-Dre Applewhite Trivante Bloodman	2-Colin Borchert Craig Sword Gavin Ware
LOYOLA CHICAGO TCU	12-01-13	65-64	24-Craig Sword	11-Roquez Johnson	3-Colin Borchert	2-Craig Sword	1-Fred Thomas
	12-05-13	61-71	24-Craig Sword	6-Roquez Johnson Gavin Ware	3-Craig Sword	5-Craig Sword	2-Fred Thomas
vs SE Louisiana	12-13-13	68-62	22-Craig Sword	7-Colin Borchert	4-I.J. Ready	3-Craig Sword	2-Colin Borchert
FLORIDA A&M	12-17-13	78-65	16-Craig Sword	11-Dre Applewhite	4-I.J. Ready	3-Dre Applewhite	3-Colin Borchert
FLORIDA GULF COAST	12-19-13	66-53	17-Craig Sword	8-Roquez Johnson	2-Dre Applewhite I.J. Ready	5-I.J. Ready	None
vs USF	12-22-13	71-66	14-Fred Thomas	15-Gavin Ware	7-I.J. Ready	3-Craig Sword	1-Colin Borchert
vs UNLV	12-23-13	66-82	18-Craig Sword	6-Colin Borchert	3-Craig Sword	2-Fred Thomas Colin Borchert	2-Colin Borchert
MD EASTERN SHORE	01-02-14	77-63	22-Colin Borchert	16-Gavin Ware	6-I.J. Ready	2-Craig Sword Colin Borchert	2-Fred Thomas
at Kentucky	01/08/14	63-85	19-Craig Sword	10-Gavin Ware	3-Jacoby Davis	3-Craig Sword	None
OLE MISS	01-11-14	76-72	20-Roquez Johnson	9-Gavin Ware	4-Craig Sword I.J. Ready	7-Craig Sword	3-Colin Borchert
at Alabama	01-15-14	61-80	18-Gavin Ware	6-Gavin Ware Colin Borchert	5-Trivante Bloodman	1-Roquez Johnson Craig Sword Fred Thomas	1-Craig Sword Fred Thomas
TEXAS A&M	01-18-14	81-72	23-Craig Sword	10-Gavin Ware	5-Craig Sword	3-Fred Thomas Trivante Bloodman	2-Craig Sword Colin Borchert

2013-14 Mississippi State Basketball  
Mississippi State Category Leaders (as of Jan 18, 2014)  
All games

Points	G	Pts	Pts/G
Craig Sword	17	255	15.0
Gavin Ware	17	196	11.5
Colin Borchert	17	174	10.2
Roquez Johnson	17	159	9.4
Fred Thomas	16	129	8.1
Trivante Bloodman	17	95	5.6
I.J. Ready	12	70	5.8
Dre Applewhite	12	66	5.5
Jacoby Davis	13	27	2.1
Tyson Cunningham	17	26	1.5
Tevin Moore	6	5	0.8

FG Percentage	FG	Att	Pct
Gavin Ware	81	136	.596
Craig Sword	88	164	.537
Trivante Bloodman	31	59	.525
Tevin Moore	2	4	.500
Roquez Johnson	58	126	.460
Dre Applewhite	17	41	.415
I.J. Ready	26	63	.413
Colin Borchert	60	148	.405
Tyson Cunningham	9	26	.346
Fred Thomas	47	142	.331
Jacoby Davis	9	31	.290

3-Point Percentage	3FG	Att	Pct
I.J. Ready	10	21	.476
Dre Applewhite	3	9	.333
Fred Thomas	21	72	.292
Jacoby Davis	7	24	.292
Colin Borchert	21	73	.288
Trivante Bloodman	2	8	.250
Craig Sword	4	17	.235
Tyson Cunningham	3	14	.214
Tevin Moore	0	1	.000
Roquez Johnson	0	5	.000

Free Throw Percent	FG	Att	Pct
Tyson Cunningham	5	5	1.000
I.J. Ready	8	8	1.000
Colin Borchert	33	41	.805
Trivante Bloodman	31	44	.705
Dre Applewhite	29	43	.674
Jacoby Davis	2	3	.667
Craig Sword	75	117	.641
Gavin Ware	34	56	.607
Roquez Johnson	43	75	.573
Fred Thomas	14	26	.538
Tevin Moore	1	3	.333

Scoring Average	G	Pts	Avg/G
Craig Sword	17	255	15.0
Gavin Ware	17	196	11.5
Colin Borchert	17	174	10.2
Roquez Johnson	17	159	9.4
Fred Thomas	16	129	8.1
I.J. Ready	12	70	5.8
Trivante Bloodman	17	95	5.6
Dre Applewhite	12	66	5.5
Jacoby Davis	13	27	2.1
Tyson Cunningham	17	26	1.5
Tevin Moore	6	5	0.8
D'Runnya Wilson	1	0	0.0

Field Goal Attempts	G	Att	Att/G
Craig Sword	17	164	9.6
Colin Borchert	17	148	8.7
Fred Thomas	16	142	8.9
Gavin Ware	17	136	8.0
Roquez Johnson	17	126	7.4

Field Goals Made	G	Made	Made/G
Craig Sword	17	88	5.2
Gavin Ware	17	81	4.8
Colin Borchert	17	60	3.5
Roquez Johnson	17	58	3.4
Fred Thomas	16	47	2.9

3-Point FG Attempts	G	Att	Att/G
Colin Borchert	17	73	4.3
Fred Thomas	16	72	4.5
Jacoby Davis	13	24	1.8
I.J. Ready	12	21	1.8
Craig Sword	17	17	1.0

3-Point FG Made	G	Made	Made/G
Fred Thomas	16	21	1.3
Colin Borchert	17	21	1.2
I.J. Ready	12	10	0.8
Jacoby Davis	13	7	0.5
Craig Sword	17	4	0.2

Free Throw Attempts	G	Att	Att/G
Craig Sword	17	117	6.9
Roquez Johnson	17	75	4.4
Gavin Ware	17	56	3.3
Trivante Bloodman	17	44	2.6
Dre Applewhite	12	43	3.6

Free Throws Made	G	Made	Made/G
Craig Sword	17	75	4.4
Roquez Johnson	17	43	2.5
Gavin Ware	17	34	2.0
Colin Borchert	17	33	1.9
Trivante Bloodman	17	31	1.8

2013-14 Mississippi State Basketball  
Mississippi State Category Leaders (as of Jan 18, 2014)  
All games

<u>Rebounds</u>	<u>G</u>	<u>Reb</u>	<u>Reb/G</u>
Gavin Ware	17	151	8.9
Roquez Johnson	17	80	4.7
Colin Borchert	17	73	4.3
Craig Sword	17	61	3.6
Fred Thomas	16	53	3.3

<u>Rebound Average</u>	<u>G</u>	<u>Reb</u>	<u>Avg/G</u>
Gavin Ware	17	151	8.9
Roquez Johnson	17	80	4.7
Colin Borchert	17	73	4.3
Dre Applewhite	12	47	3.9
Craig Sword	17	61	3.6

<u>Offensive Rebounds</u>	<u>G</u>	<u>No.</u>	<u>Avg/G</u>
Gavin Ware	17	41	2.4
Roquez Johnson	17	38	2.2
Dre Applewhite	12	20	1.7
Craig Sword	17	16	0.9
Colin Borchert	17	14	0.8

<u>Defensive Rebounds</u>	<u>G</u>	<u>No.</u>	<u>Avg/G</u>
Gavin Ware	17	110	6.5
Colin Borchert	17	59	3.5
Fred Thomas	16	48	3.0
Craig Sword	17	45	2.6
Roquez Johnson	17	42	2.5

<u>Fouls</u>	<u>G</u>	<u>No.</u>	<u>Per/G</u>
Colin Borchert	17	50	2.9
Craig Sword	17	44	2.6
Roquez Johnson	17	40	2.4
Gavin Ware	17	39	2.3
Trivante Bloodman	17	32	1.9

<u>Foulouts</u>	<u>G</u>	<u>No.</u>
Colin Borchert	17	2
Roquez Johnson	17	2
Gavin Ware	17	1
Dre Applewhite	12	1

<u>Assists</u>	<u>G</u>	<u>No.</u>	<u>Ast/G</u>
Craig Sword	17	43	2.5
I.J. Ready	12	39	3.3
Trivante Bloodman	17	37	2.2
Colin Borchert	17	28	1.6
Fred Thomas	16	23	1.4

<u>Steals</u>	<u>G</u>	<u>No.</u>	<u>Stl/G</u>
Craig Sword	17	36	2.1
Trivante Bloodman	17	22	1.3
Fred Thomas	16	20	1.3
Gavin Ware	17	16	0.9
I.J. Ready	12	15	1.3
Colin Borchert	17	15	0.9

<u>Blocked Shots</u>	<u>G</u>	<u>No.</u>	<u>Blk/G</u>
Colin Borchert	17	22	1.3
Fred Thomas	16	12	0.8
Craig Sword	17	8	0.5
Gavin Ware	17	6	0.4
Dre Applewhite	12	1	0.1

<u>Minutes</u>	<u>G</u>	<u>No.</u>	<u>Min/G</u>
Craig Sword	17	496	29.2
Fred Thomas	16	484	30.3
Colin Borchert	17	469	27.6
Gavin Ware	17	438	25.8
Trivante Bloodman	17	390	22.9

<u>Turnovers</u>	<u>G</u>	<u>No.</u>	<u>TO/G</u>
Craig Sword	17	53	3.1
Colin Borchert	17	36	2.1
Roquez Johnson	17	27	1.6
Fred Thomas	16	25	1.6
Gavin Ware	17	24	1.4

2013-14 Mississippi State Basketball  
Mississippi State Team High/Low Analysis (as of Jan 18, 2014)  
All games

Mississippi State - TEAM GAME HIGHS

POINTS	94	MISS. VALLEY STATE (11-19-13)
	81	TEXAS A&M (01-18-14)
	78	FLORIDA A&M (12-17-13)
	78	KENNESAW STATE (11-14-13)
	77	MD EASTERN SHORE (01-02-14)
FIELD GOALS MADE	35	MISS. VALLEY STATE (11-19-13)
	29	TEXAS A&M (01-18-14)
	29	MD EASTERN SHORE (01-02-14)
FIELD GOAL ATTEMPTS	67	MISS. VALLEY STATE (11-19-13)
	64	PRAIRIE VIEW (11-08-13)
FIELD GOAL PERCENTAGE	.543 (25-46)	vs SE Louisiana (12-13-13)
	.527 (29-55)	TEXAS A&M (01-18-14)
3 PT FIELD GOALS MADE	8	KENNESAW STATE (11-14-13)
	6	MD EASTERN SHORE (01-02-14)
3 PT FG ATTEMPTS	23	KENNESAW STATE (11-14-13)
	21	OLE MISS (01-11-14)
3 PT FG PERCENTAGE	.400 (6-15)	MD EASTERN SHORE (01-02-14)
	.375 (3-8)	vs SE Louisiana (12-13-13)
FREE THROWS MADE	33	FLORIDA A&M (12-17-13)
	28	OLE MISS (01-11-14)
FREE THROW ATTEMPTS	45	FLORIDA A&M (12-17-13)
	42	OLE MISS (01-11-14)
FREE THROW PERCENTAGE	.778 (14-18)	at Alabama (01-15-14)
	.778 (14-18)	at Kentucky (01/08/14)
REBOUNDS	51	PRAIRIE VIEW (11-08-13)
	43	MD EASTERN SHORE (01-02-14)
ASSISTS	18	MD EASTERN SHORE (01-02-14)
	18	at Utah State (11-23-13)
STEALS	15	FLORIDA GULF COAST (12-19-13)
	15	KENNESAW STATE (11-14-13)
BLOCKED SHOTS	6	OLE MISS (01-11-14)
	6	JACKSON STATE (11-27-13)
TURNOVERS	21	PRAIRIE VIEW (11-08-13)
	19	JACKSON STATE (11-27-13)
FOULS	26	at Utah State (11-23-13)
	22	at Kentucky (01/08/14)
	22	vs UNLV (12-23-13)
	22	TCU (12-05-13)



2013-14 Mississippi State Basketball  
Mississippi State High/Low Analysis (as of Jan 18, 2014)  
All games

Opponent - GAME HIGHS

POINTS	87	at Utah State (11-23-13)
	85	at Kentucky (01/08/14)
	82	vs UNLV (12-23-13)
	80	at Alabama (01-15-14)
	72	TEXAS A&M (01-18-14)
	72	OLE MISS (01-11-14)
	72	MISS. VALLEY STATE (11-19-13)
FIELD GOALS MADE	30	at Alabama (01-15-14)
	30	at Kentucky (01/08/14)
FIELD GOAL ATTEMPTS	73	FLORIDA A&M (12-17-13)
	69	OLE MISS (01-11-14)
FIELD GOAL PERCENTAGE	.526 (30-57)	at Alabama (01-15-14)
	.519 (28-54)	at Utah State (11-23-13)
3 PT FIELD GOALS MADE	11	vs UNLV (12-23-13)
	11	at Utah State (11-23-13)
3 PT FG ATTEMPTS	29	OLE MISS (01-11-14)
	29	MD EASTERN SHORE (01-02-14)
3 PT FG PERCENTAGE	.478 (11-23)	at Utah State (11-23-13)
	.429 (6-14)	TCU (12-05-13)
FREE THROWS MADE	25	TCU (12-05-13)
	21	at Kentucky (01/08/14)
FREE THROW ATTEMPTS	33	at Kentucky (01/08/14)
	31	TCU (12-05-13)
FREE THROW PERCENTAGE	.857 (12-14)	LOYOLA CHICAGO (12-01-13)
	.857 (12-14)	MISS. VALLEY STATE (11-19-13)
REBOUNDS	48	FLORIDA A&M (12-17-13)
	47	OLE MISS (01-11-14)
ASSISTS	19	at Utah State (11-23-13)
	18	at Kentucky (01/08/14)
STEALS	10	PRAIRIE VIEW (11-08-13)
	8	FLORIDA A&M (12-17-13)
	8	JACKSON STATE (11-27-13)
BLOCKED SHOTS	7	at Kentucky (01/08/14)
	6	at Alabama (01-15-14)
TURNOVERS	26	KENNESAW STATE (11-14-13)
	21	FLORIDA GULF COAST (12-19-13)
FOULS	29	FLORIDA A&M (12-17-13)
	27	TEXAS A&M (01-18-14)

2013-14 Mississippi State Basketball  
Mississippi State High/Low Analysis (as of Jan 18, 2014)  
All games

Mississippi State - GAME LOWS

POINTS	58	JACKSON STATE (11-27-13)
	61	TCU (12-05-13)
	61	at Alabama (01-15-14)
	63	at Kentucky (01/08/14)
	65	LOYOLA CHICAGO (12-01-13)
FIELD GOALS MADE	20	JACKSON STATE (11-27-13)
	20	FLORIDA A&M (12-17-13)
FIELD GOAL ATTEMPTS	46	JACKSON STATE (11-27-13)
	46	vs SE Louisiana (12-13-13)
FIELD GOAL PERCENTAGE	.379 (22-58)	OLE MISS (01-11-14)
	.392 (20-51)	FLORIDA A&M (12-17-13)
3 PT FIELD GOALS MADE	1	vs UNLV (12-23-13)
	3	TCU (12-05-13)
	3	vs SE Louisiana (12-13-13)
	3	at Kentucky (01/08/14)
	3	at Alabama (01-15-14)
	3	TEXAS A&M (01-18-14)
3 PT FG ATTEMPTS	8	vs SE Louisiana (12-13-13)
	10	at Alabama (01-15-14)
	10	TEXAS A&M (01-18-14)
3 PT FG PERCENTAGE	.091 (1-11)	vs UNLV (12-23-13)
	.167 (3-18)	TCU (12-05-13)
FREE THROWS MADE	9	vs UNLV (12-23-13)
	10	TCU (12-05-13)
FREE THROW ATTEMPTS	12	vs UNLV (12-23-13)
	17	at Utah State (11-23-13)
FREE THROW PERCENTAGE	.500 (10-20)	TCU (12-05-13)
	.536 (15-28)	vs SE Louisiana (12-13-13)
REBOUNDS	23	at Utah State (11-23-13)
	27	LOYOLA CHICAGO (12-01-13)
ASSISTS	6	JACKSON STATE (11-27-13)
	8	FLORIDA GULF COAST (12-19-13)
STEALS	3	at Alabama (01-15-14)
	6	JACKSON STATE (11-27-13)
BLOCKED SHOTS	0	FLORIDA GULF COAST (12-19-13)
	0	at Kentucky (01/08/14)
TURNOVERS	9	LOYOLA CHICAGO (12-01-13)
	9	OLE MISS (01-11-14)
FOULS	7	MD EASTERN SHORE (01-02-14)
	12	FLORIDA A&M (12-17-13)

2013-14 Mississippi State Basketball  
Mississippi State High/Low Analysis (as of Jan 18, 2014)  
All games

Opponent - GAME LOWS

POINTS	53	FLORIDA GULF COAST (12-19-13)
	55	KENNESAW STATE (11-14-13)
	56	PRAIRIE VIEW (11-08-13)
	56	JACKSON STATE (11-27-13)
	62	vs SE Louisiana (12-13-13)
FIELD GOALS MADE	19	PRAIRIE VIEW (11-08-13)
	20	KENNESAW STATE (11-14-13)
	20	JACKSON STATE (11-27-13)
	20	TCU (12-05-13)
FIELD GOAL ATTEMPTS	44	KENNESAW STATE (11-14-13)
	44	TCU (12-05-13)
FIELD GOAL PERCENTAGE	.342 (25-73)	FLORIDA A&M (12-17-13)
	.370 (20-54)	JACKSON STATE (11-27-13)
3 PT FIELD GOALS MADE	1	JACKSON STATE (11-27-13)
	3	PRAIRIE VIEW (11-08-13)
	3	FLORIDA GULF COAST (12-19-13)
3 PT FG ATTEMPTS	10	JACKSON STATE (11-27-13)
	12	MISS. VALLEY STATE (11-19-13)
3 PT FG PERCENTAGE	.100 (1-10)	JACKSON STATE (11-27-13)
	.136 (3-22)	PRAIRIE VIEW (11-08-13)
FREE THROWS MADE	3	MD EASTERN SHORE (01-02-14)
	6	vs SE Louisiana (12-13-13)
FREE THROW ATTEMPTS	4	MD EASTERN SHORE (01-02-14)
	8	vs SE Louisiana (12-13-13)
FREE THROW PERCENTAGE	.529 (9-17)	KENNESAW STATE (11-14-13)
	.533 (8-15)	FLORIDA GULF COAST (12-19-13)
REBOUNDS	27	PRAIRIE VIEW (11-08-13)
	27	MISS. VALLEY STATE (11-19-13)
ASSISTS	5	JACKSON STATE (11-27-13)
	6	PRAIRIE VIEW (11-08-13)
	6	FLORIDA GULF COAST (12-19-13)
STEALS	2	LOYOLA CHICAGO (12-01-13)
	3	at Utah State (11-23-13)
	3	vs USF (12-22-13)
	3	vs UNLV (12-23-13)
BLOCKED SHOTS	0	JACKSON STATE (11-27-13)
	0	TEXAS A&M (01-18-14)
TURNOVERS	11	MD EASTERN SHORE (01-02-14)
	11	at Alabama (01-15-14)
FOULS	13	MD EASTERN SHORE (01-02-14)
	16	JACKSON STATE (11-27-13)

2013-14 Mississippi State Basketball  
Mississippi State Player High/Low Analysis (as of Jan 18, 2014)  
All games

Mississippi State - INDIVIDUAL GAME HIGHS

Points	24	Craig Sword vs TCU (12-05-13)
	24	Craig Sword vs Loyola Chicago (12-01-13)
	23	Craig Sword vs Texas A&M (01-18-14)
	23	Gavin Ware vs Miss. Valley State (11-19-13)
	22	Gavin Ware vs Texas A&M (01-18-14)
	22	Colin Borchert vs MD Eastern Shore (01-02-14)
	22	Craig Sword vs SE Louisiana (12-13-13)
Field Goals Made	10	Gavin Ware vs MD Eastern Shore (01-02-14)
	9	Craig Sword vs SE Louisiana (12-13-13)
	9	Craig Sword vs TCU (12-05-13)
Field Goal Att.	14	Gavin Ware vs MD Eastern Shore (01-02-14)
	14	Fred Thomas vs Kennesaw State (11-14-13)
FG Pct (min 5 made)	.875 (7-8)	Gavin Ware at Alabama (01-15-14)
	.833 (5-6)	Trivante Bloodman at Kentucky (01/08/14)
3-Point FG Made	4	Fred Thomas vs USF (12-22-13)
	4	Fred Thomas vs Kennesaw State (11-14-13)
3-Point FG Att.	8	Fred Thomas vs Florida Gulf Coast (12-19-13)
	8	Fred Thomas vs Kennesaw State (11-14-13)
3-Pt FG Pct (min 2 made)	1.000 (2-2)	I.J. Ready vs Florida Gulf Coast (12-19-13)
	1.000 (2-2)	Craig Sword vs SE Louisiana (12-13-13)
Free Throws Made	15	Craig Sword vs Ole Miss (01-11-14)
	10	Craig Sword vs Florida A&M (12-17-13)
Free Throw Att.	18	Craig Sword vs Ole Miss (01-11-14)
	13	Craig Sword vs Texas A&M (01-18-14)
FT Pct (min 3 made)	1.000 (6-6)	Colin Borchert vs MD Eastern Shore (01-02-14)
	1.000 (4-4)	Roquez Johnson vs UNLV (12-23-13)
	1.000 (4-4)	I.J. Ready vs Florida Gulf Coast (12-19-13)
	1.000 (4-4)	Colin Borchert vs SE Louisiana (12-13-13)
	1.000 (4-4)	Dre Applewhite vs Prairie View (11-08-13)
	1.000 (3-3)	Tyson Cunningham at Alabama (01-15-14)
Rebounds	16	Gavin Ware vs MD Eastern Shore (01-02-14)
	15	Gavin Ware vs USF (12-22-13)
	15	Gavin Ware vs Prairie View (11-08-13)
Assists	7	I.J. Ready vs USF (12-22-13)
	6	I.J. Ready vs MD Eastern Shore (01-02-14)
	6	Trivante Bloodman at Utah State (11-23-13)
	6	I.J. Ready vs Kennesaw State (11-14-13)
Steals	7	Craig Sword vs Ole Miss (01-11-14)
	5	I.J. Ready vs Florida Gulf Coast (12-19-13)
	5	Craig Sword vs TCU (12-05-13)
Blocked Shots	3	Colin Borchert vs Ole Miss (01-11-14)
	3	Colin Borchert vs Florida A&M (12-17-13)
Turnovers	6	Colin Borchert vs SE Louisiana (12-13-13)
	6	Craig Sword vs Prairie View (11-08-13)
Fouls	5	Colin Borchert at Kentucky (01/08/14)
	5	Dre Applewhite vs UNLV (12-23-13)
	5	Gavin Ware vs UNLV (12-23-13)
	5	Roquez Johnson vs USF (12-22-13)
	5	Colin Borchert vs Loyola Chicago (12-01-13)
	5	Roquez Johnson at Utah State (11-23-13)



2013-14 Mississippi State Basketball  
Mississippi State Opponent High/Low Analysis (as of Jan 18, 2014)  
All games

OPPONENT INDIVIDUAL GAME HIGHS

Points	28		Releford, Trevor at Alabama (01-15-14)
	26		Young, James at Kentucky (01/08/14)
	26		Antonnio Benton vs SE Louisiana (12-13-13)
	24		Jamal Jones vs Texas A&M (01-18-14)
	23		Jarvis Summers vs Ole Miss (01-11-14)
Field Goals Made	10		Releford, Trevor at Alabama (01-15-14)
	10		Antonnio Benton vs SE Louisiana (12-13-13)
Field Goal Att.	21		Nobles, Julysses vs Jackson State (11-27-13)
	18		Young, James at Kentucky (01/08/14)
	18		KyRee JONES vs MD Eastern Shore (01-02-14)
FG Pct (min 5 made)	.833	(5-6)	Poythress, Alex at Kentucky (01/08/14)
	.833	(5-6)	Cauley-Stein, Willie at Kentucky (01/08/14)
	.833	(5-6)	Currington, James vs Miss. Valley State (11-19-13)
3-Point FG Made	6		Releford, Trevor at Alabama (01-15-14)
	4		KyRee JONES vs MD Eastern Shore (01-02-14)
	4		OLEKAIBE, Kevin vs UNLV (12-23-13)
	4		MEDLIN, Preston at Utah State (11-23-13)
3-Point FG Att.	12		KyRee JONES vs MD Eastern Shore (01-02-14)
	10		Derrick Millinghaus vs Ole Miss (01-11-14)
	10		Young, James at Kentucky (01/08/14)
3-Pt FG Pct (min 2 made)	1.000	(3-3)	BROWN, Yonel vs Kennesaw State (11-14-13)
	.750	(3-4)	Devon WALKER vs MD Eastern Shore (01-02-14)
Free Throws Made	8		ALLEN JR, Corey vs USF (12-22-13)
	7		Young, James at Kentucky (01/08/14)
	7		Kyan Anderson vs TCU (12-05-13)
Free Throw Att.	9		Young, James at Kentucky (01/08/14)
	9		FIELER, Chase vs Florida Gulf Coast (12-19-13)
	9		Nobles, Julysses vs Jackson State (11-27-13)
FT Pct (min 3 made)	1.000	(8-8)	ALLEN JR, Corey vs USF (12-22-13)
	1.000	(7-7)	Kyan Anderson vs TCU (12-05-13)
	1.000	(6-6)	Jarvis Summers vs Ole Miss (01-11-14)
	1.000	(4-4)	SMITH, Roscoe vs UNLV (12-23-13)
	1.000	(4-4)	STONE, Jordan at Utah State (11-23-13)
	1.000	(4-4)	Priar, DeAngelo vs Miss. Valley State (11-19-13)
Rebounds	16		Karviar Shepherd vs TCU (12-05-13)
	14		Randle, Julius at Kentucky (01/08/14)
Assists	7		BROWN, Yonel vs Kennesaw State (11-14-13)
	6		Isaac SMITH vs MD Eastern Shore (01-02-14)
	6		Joshua Filmore vs SE Louisiana (12-13-13)
	6		MEDLIN, Preston at Utah State (11-23-13)
Steals	3		Fabyon Harris vs Texas A&M (01-18-14)
	3		Obasohan, Retin at Alabama (01-15-14)
	3		LaDarius White vs Ole Miss (01-11-14)
	3		Jarvis Ray vs TCU (12-05-13)
	3		West, Brandon vs Jackson State (11-27-13)
	3		Tre Hagood vs Prairie View (11-08-13)
Blocked Shots	4		Obasohan, Retin at Alabama (01-15-14)
	4		Onyekachukwu ODI vs Florida A&M (12-17-13)
Turnovers	7		JONES, Jamail vs Florida Gulf Coast (12-19-13)
	6		Kyan Anderson vs TCU (12-05-13)
Fouls	5		Kourtney Roberson vs Texas A&M (01-18-14)
	5		Alex Caruso vs Texas A&M (01-18-14)
	5		Taylor, Jimmie at Alabama (01-15-14)

5	Aaron Jones vs Ole Miss (01-11-14)
5	ALLEN JR, Corey vs USF (12-22-13)
5	HICKS, Nate vs Florida Gulf Coast (12-19-13)
5	Matt O'Leary vs Loyola Chicago (12-01-13)
5	Francis, Julius vs Miss. Valley State (11-19-13)
5	KOUASSI, Willy vs Kennesaw State (11-14-13)
5	OSEMHEN, Andrew vs Kennesaw State (11-14-13)
5	MORENA, Bernard vs Kennesaw State (11-14-13)