



2020 AUBURN FOOTBALL

AUBURN ATHLETICS COMMUNICATIONS: 392 SOUTH DONAHUE DRIVE || AUBURN, AL 36830 || AUBURNTIGERS.COM || @AUBURNTIGERS

2020 SCHEDULE/RESULTS

2-1, 2-1 SEC

DATE OPPONENT

Sept. 26	#23 KENTUCKY*	W, 29-13	SECN
Oct. 3	at #4 Georgia*	L, 27-6	ESPN
Oct. 10	ARKANSAS*	W, 30-28	ESPN
Oct. 17	at South Carolina*	ESPN	11 am
Oct. 24	at Ole Miss*	SECN	11 am
Oct. 31	#21 LSU*	CBS	230 pm
Nov. 14	at Mississippi St*	TBA	TBA
Nov. 21	#17 TENNESSEE*	TBA	TBA
Nov. 28	at #2 Alabama	TBA	TBA
Dec. 5	#11 TEXAS A&M*	TBA	TBA

All times Central - home games in CAPS - *SEC game

TV: ESPN

- » **Play-by-Play** Dave Pasch
- » **Analyst** Greg McElroy
- » **Sideline Reporter** Holly Rowe
- » **Online:** Watch ESPN

RADIO: AUBURN SPORTS NETWORK

- » **Play-by-Play** Andy Burcham
- » **Analyst** Stan White
- » **Sideline** Ronnie Brown
- » **Locker Room** Brad Law
- » **Studio Host** Paul Ellen
- » **Local** WTGZ 93.9 FM
- » **Satellite** Sirius 135/XM 192
- » **Online:** AuburnTigers.com | TuneIn App

SOCIAL: #WAREAGLE

- » Official Twitter @AuburnFootball

AUBURN ATHLETICS COMMUNICATIONS

KIRK SAMPSON Associate AD
 kirk@auburn.edu
 SHELLY POE Assistant AD/Primary Contact
 slp0019@auburn.edu
 CODY VOGA Assistant Director
 cjv0011@auburn.edu
 KENDRA WILLARD Assistant Director
 kal0014@auburn.edu
 TODD VAN EMST Photographer
 vanemtj@auburn.edu

Web AuburnTigers.com
 Twitter @AuburnFootball
 Office Phone (334) 844-9800



SOUTH CAROLINA

Oct. 17, 2020 • 11:00 a.m. CT • ESPN
Columbia, S.C. • Williams-Brice Stadium



VS.



Site Williams-Brice Stadium (80,250)
 TV ESPN
 Radio Auburn Sports Network
 Live Stats AuburnTigers.com
 Twitter @AuburnFootball
 Series Record Auburn leads 10-1-1
 In Columbia Auburn leads 3-0
 Last Result Auburn 42, S Carolina 35 (2014)

AUBURN
 Rankings 15 AP/14 USA Today
 2020 Record 2-1, 2-1 (SEC)
 Head Coach Gus Malzahn
 Record at AU (Yrs.) 64-32 (8th)

USC
 Rankings not ranked
 2020 Record 1-2, 1-2 (SEC)
 Head Coach Will Muschamp
 Record at USC (Yrs.) 27-37 (5th)

FOOTBALL TRAVELS TO SOUTH CAROLINA

» No. 15 Auburn visits the South Carolina Gamecocks on Saturday, October 17, for a game at Williams-Brice Stadium in Columbia, S.C. ESPN will televise the 11 a.m. CT conference matchup, the Tigers' second road contest of the 2020 campaign.

SERIES HISTORY

» This will be the 13th meeting in the all-time series and the ninth since the Gamecocks joined the SEC in 1992. Auburn leads the series 10-1-1 and is 3-0 in all games played at Williams-Brice Stadium in Columbia.

Auburn extended its winning streak over South Carolina to eight games with its 42-35 victory in 2014 at Jordan-Hare Stadium in Auburn. The Tigers were 16-13 victors in their last trip to Columbia in 2011, as an unranked Auburn squad upset the No. 10 Gamecocks. Auburn posted two wins over the Gamecocks in 2010; the Tigers won 35-27 on Sept. 25 in Auburn and 56-17 on Dec. 4 in the SEC Championship Game. The eight-game winning streak is the Tigers' longest active winning streak over an SEC opponent.

» At least one of the teams has been ranked in the AP Top 25 in all but one meeting since 1996. Neither team was ranked in the 2005 game in Auburn.

Auburn has outscored South Carolina 344-195 in the series, including 272-146 in the eight meetings since 1996. Four of the last five games in the series have been decided by eight points or less.

The Tigers have held South Carolina to just three rushing touchdowns since 1996, while Auburn has 22 rushing touchdowns during that span. South Carolina rushed for one TD in the 1996 game, the 2010 regular season game, and the 2011 matchup.

KICKOFF COVERAGE

» Auburn's 2020 campaign is its 128th season of college football. The Tigers have 778 wins all-time, 13th-most among FBS schools

» Against Arkansas, Tank Bigsby (146 rush yds) and Anthony Schwartz (100 rec yds) gave Auburn its first 100-yard rushing/receiving tandem in an SEC game since since the 2017 Alabama contest (Kerryon Johnson and Ryan Davis)

» Roger McCreary and Nehemiah Pritchett are tied for second in the SEC in passes defended per game (1.3)


» Barton Lester is one of 10 players tied for the NCAA lead in touchdowns on punt returns this season; he recovered the blocked punt against Arkansas for his first career score

» With 268 all-purpose yards against Arkansas (146 rush, 16 rec, 106 KOR), Tank Bigsby posted just one of 10 performances of 250+ all-purpose yards in Auburn history and the first since 2013 (Tre Mason 312 yds in the SEC championship game vs. Missouri)

» Bigsby has accounted for one-third (6-18) of Auburn's plays of 20+ yards this season (5 KOR, 1 rush)

» Quarterback Bo Nix has totaled 13 scores (8 pass/5 rush) in six career SEC games at Jordan-Hare Stadium. In those, Nix averages 250.5 passing yards and 34.0 rushing yards (284.5 total yds) with a 60.1 completion percentage

» Auburn has been ranked in the AP Top 10 at least once during the last eight seasons, tying a school-best streak from 1983-90

	vs. #23 Kentucky Sept. 26 Auburn, AL W, 29-13 SECN	Bo Nix 233 yds passing, Seth Williams 112 yds receiving, 2 TD receptions ... Eli Stove TD catch, D.J. Williams TD run ... Roger McCreary INT ... fumble recoveries by Jamien Sherwood, Owen Pappoe ... leading tacklers K.J, Britt (11), Smoke Monday (10), Pappoe (8), Zakoby McClain (8) ... mostly student crowd of 17,490
	at #4 Georgia Oct. 3 Athens, GA L, 27-6 ESPN	125th meeting in the Deep South's Oldest Rivalry ... Tank Bigsby leading rusher (31 yds), receiver (68 yds) and returner (72 KOR yds) in his first start ... four double-figure tacklers: Jamien Sherwood (14), Jordyn Peters (13), K.J. Britt (12), Zakoby McClain (11) ... 13th AP Top 10 matchup of Gus Malzahn's tenure
	vs. Arkansas Oct. 10 Auburn, AL W, 30-28 ESPN	39-yard Anders Carlson field goal with 0:07 remaining is the gamewinner ... Carlson 12 pts scored (3 FG, 3 PAT) ... Barton Lester TD on recovery of punt blocked by Jordyn Peters ... Tank Bigsby 146 yards rushing ... Anthony Schwartz 100 yards receiving ... Zakoby McClain (13), Owen Pappoe (10) leading tacklers
	at South Carolina Oct. 17 Columbia, SC 11:00 a.m. ESPN	First trip to Columbia since 2011 ...
	at Ole Miss Oct. 24 Oxford, MS 11:00 a.m. SECN	Consecutive road games for the only time this season ...
	vs. #21 LSU Oct. 31 Auburn, AL 2:30 p.m. CBS	Wear Orange ...
	at Mississippi St. Nov. 14 Starkville, MS Time TBA TV TBA	After the open date ...
	vs. #17 Tennessee Nov. 21 Auburn, AL Time TBA TV TBA	Homecoming ... Military Appreciation Day ...
	at #2 Alabama Nov. 28 Tuscaloosa, AL Time TBA TV TBA	85th Iron Bowl ...
	vs. #11 Texas A&M Dec. 5 Auburn, AL Time TBA TV TBA	Senior Day ...



STUDENT-ATHLETE EXPERIENCE: ACADEMICS

THE GRADUATES

» Eleven players on the 2020 Auburn roster have already received bachelor's degrees:

- Malcolm Askew
- Brandon Council (Akron)
- Devin Guice
- Brodarious Hamm
- Trent Kelley
- Grant Loy (Bowling Green)
- Caylin Newton (Howard)
- Prince Micheal Sammons
- Clarke Smith
- Eli Stove
- Chandler Wooten

SEC HONOR ROLL

» There were 31 Auburn representatives on the SEC Academic Honor Roll for the 2019 season, including current team members Nick Brahms, K.J. Britt, Anders Carlson, Tanner Dean, Jacob Jasinski, Trent Kelley, Russ Logan, Jackson McFadden, Cameron Payne, Jordyn Peters, Erik Piedy, Jacob Quattlebaum, Malcolm Russell, Prince Micheal Sammons, Cord Sandberg, Bill Taylor, Barrett Tindall and Brooks Walton. Team members had a 3.0 GPA for the previous school year or a cumulative 3.0 GPA or higher. These student-athletes will also be recognized as Academic Top Tigers.

AD HONOR ROLL

» Student-athletes earn a spot on the AD Honor Roll with a combined 3.50 GPA or higher for the school year. Football had 16 players honored in 2019-20, including current team members Nick Brahms, Anders Carlson, Luke Deal, Tyler Fromm, Trey Lindsey, Russ Logan, Jackson McFadden, Tommy Nesmith, Bo Nix, Ben Patton, Erik Piedy, David Shannon, Bill Taylor and Brooks Walton.

SEC FIRST-YEAR ACADEMIC HONOR ROLL

» Auburn football had 13 representatives on the 2019-20 SEC First-Year Academic Honor Roll, recognizing freshmen and transfer student-athletes with a cumulative 3.0 GPA or higher. Current team members honored included O.C. Brothers, Luke Deal, Tyler Fromm, Keiondre Jones, Barton Lester, Trey Lindsey, Tommy Nesmith, Bo Nix, Ben Patton, Jacoby Puckett, Zion Puckett and Mark-Antony Richards.

IN OCTOBER

» Auburn is 315-165-18 (.650) all-time in October. Auburn's October home record is 173-35-3 (.828). Away from Auburn, the Tigers are 142-130-15 (.519) in October.

Auburn is 18-9 in October under Gus Malzahn. Auburn is 10-6-1 on October 17 all-time, and 2-5 against SEC teams on that date.

SEC MILESTONES

» The season-opening win over Kentucky was Auburn's 325th victory all-time in SEC regular season competition. Auburn's SEC record is now 326-254-18 in its 86th season of conference competition. Previous SEC milestone wins:

- 1 - Auburn 13, at Tulane 7 (1933)
- 25 - Auburn 20, Florida 7 (1940; Columbus, GA)
- 50 - Auburn 13, at Kentucky 0 (1956)
- 75 - Auburn 9, Georgia 6 (1960)
- 100 - Auburn 26, at Mississippi State 0 (1968)
- 125 - Auburn 14, Ole Miss 7 (1973)
- 150 - Auburn 24, Tennessee 14 (1982)
- 175 - Auburn 10, Alabama 0 (1987; Birmingham)
- 200 - Auburn 38, Florida 35 (1993)
- 225 - Auburn 17, at Ole Miss 0 (1998)
- 250 - Auburn 10, LSU 9 (2004)
- 275 - Auburn 3, Mississippi State 2 (2008)
- 300 - Auburn 41, LSU 7 (2014)
- 325 - Auburn 29, Kentucky 13 (2020)

TOTAL OFFENSE

» Auburn has scored in all 96 games of the Malzahn era, the second-longest streak in school history. Auburn was last shut out by No. 2 Alabama 49-0 in Tuscaloosa in 2012, the last game prior to Malzahn taking over at Auburn.

Games	Dates
149	10/4/1980-11/14/1992
96	8/31/2013-Current

» There have been 10 600-yard total offense games and 29 500-yard games during Malzahn's tenure as head coach at Auburn, the latest being 633 yards against Kent State last season.

Under Malzahn, Auburn has gained at least 200 yards total offense in a quarter 18 times; latest: 200 yards in the third quarter vs. Kent State 2019; and nine times vs. SEC teams (latest: 228-yard third quarter at Ole Miss 2018).

» Auburn has scored first in 33 of its last 47 games, dating back to the final four contests of the 2016 campaign, including seven times last season. The Tigers are 47-15 under Coach Gus Malzahn when scoring first.

» Under Malzahn, the Tigers have gained 20 or more first downs in 65-96 (.677) games, with 37 games with 25+ first downs. Auburn gained 32 first downs against Kent State in 2019, the sixth time the Tigers gained at least 30 first downs under Malzahn. Auburn averages 21.76 first downs per game under Malzahn.

» The 63 points scored against both Purdue and Alabama State in 2018 are the most by Auburn during the Malzahn era. Under Malzahn, Auburn has scored 40 points or more 34 times in 92 games, 50+ points 17 times and 60+ points three times.

In 2019, Auburn scored 50+ points in four games in a season for just the third season in program history; others were in 2010 (6) and in 2016 (4).

» Auburn has produced a 100-yard rusher in 56 of 96 games under head coach Gus Malzahn. Fifteen different Tigers have rushed for 100 yards in a game under Malzahn (70 100-yd performances). Auburn's record with a 100-yard rusher under Malzahn is 44-12; with two 100-yard rushers in the same game, it's 13-0 and 1-0 with three 100-yard rushers.

AUBURN BY THE NUMBERS

Category	2020	Under Malzahn
Record	2-1	64-32
SEC	2-1	35-24
West	1-0	27-16
East	1-1	8-8
Non-Conf	0-0	28-7
Home	2-0	43-210
Away	0-1	15-16
Neutral	0-0	6-6
Day	2-0	34-20
Night	0-1	30-12
TV Games	2-0	63-31
ABC	0-0	2-0
CBS	0-0	9-14
ESPN	1-1	18-13
ESPN2	0-0	6-3
ESPNU	0-0	4-0
FSN	0-0	2-0
SEC Network	1-0	22-2
Scoring first	1-0	47-15
Opp scoring first	1-1	17-17
Leading at half	2-0	52-8
Trailing at half	0-1	9-22
Tied at half	0-0	3-2
Leading after 3Q	2-0	56-4
Trailing after 3Q	0-1	6-24
Tied after 3Q	0-0	2-4
Overtime Games	0-0	1-2
Scoring <20 pts	0-1	1-17
Scoring 20+ pts	2-0	63-15
Scoring 30+ pts	1-0	48-5
Scoring 40+ pts	0-0	33-2
Allowing <20 pts	1-0	38-4
Allowing 20+ pts	1-1	26-28
Allowing 30+ pts	0-0	7-15
Rushing for <100 yds	1-1	4-9
Rushing for 100+ yds	1-0	60-23
Rushing for 200+ yds	1-0	47-8
Rushing for 300+ yds	0-0	23-1
Passing for 200+ yds	1-0	36-12
Passing for 300+ yds	0-0	5-4
Totalling <300 yds	0-1	3-15
Totalling 300+ yds	2-0	61-17
Totalling 400+ yds	1-0	46-9
Totalling 500+ yds	0-0	27-2
Allowing <100 yds	0-0	1-0
Allowing <300 yds	0-0	22-3
Allowing 300+ yds	2-1	42-29
Having 100-yd rusher	1-0	44-12
Having 2 100-yd rushers	0-0	13-0
Having 100-yd receiver	2-0	18-6
Opp 100-yd rusher	0-0	13-18
Opp 100-yd receiver	0-1	14-13
No turnovers	2-0	24-5
<3 turnovers	2-1	56-24
3+ turnovers	0-0	8-10
No takeaways	1-1	10-12
<3 takeaways	1-1	46-26
3+ takeaways	1-0	18-4
Win turnover battle	1-0	34-9
Lose turnover battle	0-1	14-17
Turnovers even	1-0	16-6
30:00+ possession	1-0	34-11
<30:00 possession	1-1	30-21

STUDENT-ATHLETE EXPERIENCE: FACILITIES

» An important upgrade in the recent Jordan-Hare Stadium renovation provides an expanded home locker room for Auburn football student-athletes, more than doubling the previous space, accented with state of the art lighting, speakers and sound system in a customized orange and blue decor in the south end zone.



QUICK FACTS

GENERAL INFORMATION

Location.....Auburn, Ala.
 Founded 1856
 Joined SEC.....1932 (Original member)
 Enrollment..... 30,440
 Nickname Tigers
 Colors..... Burnt Orange and Navy Blue
 Facility (Capacity)Jordan-Hare Stadium (87,451)
 Jordan-Hare Stadium Record..... 332-84-7
 Playing Surface..... Natural Grass
 Interim President..... Dr. Jay Gogue
 Director of AthleticsAllen Greene
 Faculty Representative Dr. Beverly Marshall

FOOTBALL HISTORY

First Year of Football 1892
 All-Time Record (Years)..... 778-446-47 (128th)
 All-Time SEC Record (Years) 326-254-18 (86th)
 Number of SEC Championships (Last) 8 (2013)
 All-Time Bowl Record24-18-2
 Number of National Championships ... 2 (1957, 2010)
 Heisman Trophy winners 3
 First-Team All-Americans80
 National Coach of the Year winners 3
 First-Team all-SEC Selections 263

COACHING STAFF

Head Coach..... Gus Malzahn
 Alma Mater, Year.....Henderson State, 1990
 Year as Head Coach at Auburn 8th
 Associate Head Coach/DL Rodney Garner
 Offensive Coordinator/QBs Chad Morris
 Defensive Coordinator Kevin Steele
 Co-Def Coordinator/Linebackers Travis Williams
 Co-Off Coordinator/Receivers Kodi Burns
 Tight Ends/H-Backs/Special Teams Larry Porter
 Offensive Line Jack Bicknell Jr.
 Running Backs..... Carnell Williams
 Defensive Backs Wesley McGriff
 Outside Linebackers Al Pogue

2019 INFORMATION

2019 Record 9-4
 2019 SEC Record5-3
 SEC Finish.....3rd, Western Division
 Lettermen Returning/Lost..... 58/33
 Starters Returning..... 12 (4 off, 6 def, 2 spec)
 Starters Lost.....13 (7 off, 6 def, 1 spec)
 Final Ranking 14 AP/14 USA Today

» Current players' 100-yard rushing games:
Shaun Shivers (2): Alabama St, 2018 (117);
 Kent St, 2019 (102)
D.J. Williams (1): LSU, 2019 (130)
Tank Bigsby (1): Arkansas, 2020 (146)

» 2019 SEC Freshman of the Year Bo Nix started the 2020 campaign with a 233-yard passing performance against Kentucky, connecting for two scores to Seth Williams and another to Eli Stove. Three TD passes tied his career best (also 2019 at Arkansas) and it was Nix' fifth career 200-yard passing game.

After Arkansas, Nix has more than 3,000 career passing yards (271-472 for 3,139 yards).

Nix' Auburn record of 251 pass attempts without an interception, dating back through the 2019 LSU game, was snapped at Georgia.

» In 2019, Nix set the Auburn freshman records for passing yardage (2,542), pass completions (217), pass attempts (377) and touchdown passes (16). Those totals ranked ninth in passing yardage, second in passes attempted, third in passes completed and 10th in touchdown passes for a season at Auburn.

He was second in the SEC with six games with a passing and rushing TD in 2019, only trailing Texas A&M's Kellen Mond (7 games).

» Nix' 200-yard passing games:
340 (30-44) vs. Ole Miss, 2019
335 (16-21, 2 TD) vs. Mississippi St., 2019
245 (30-50, 1 TD) vs. Georgia, 2019
233 (16-27, 3 TD) vs. Kentucky, 2020
207 (19-37, 1 TD) vs. Tulane, 2019

» Against Kentucky, junior receiver Seth Williams posted the fourth multiple-score game of his career with touchdown catches of 11 and 4 yards from Bo Nix. Williams gained 112 yards on six receptions against the Wildcats.

Williams ranks 12th among Auburn career leaders in receiving, with 1,580 yards to date. His 97 career receptions rank 13th among Auburn career leaders, and his 15 receiving touchdowns are tied for sixth best all-time at Auburn. He has caught a pass in his last 16 games dating back to the 2018 Music City Bowl against Purdue.

In his career, 76 of Williams' 97 catches have resulted in either a first down or a touchdown, including TD on eight of his red zone receptions and 13 of his 18 catches in the fourth quarter. All but one of his receptions this season have gone for a first down or TD.

Williams led Auburn in 2019 with 59 catches for 830 yards and eight scores. He was the first Auburn player with TD catches in five straight games since Emory Blake (seven in 2010-11).

» Williams' 100-yard receiving games:
161 (8 rec, 2 TD) vs. Mississippi St., 2019
121 (13 rec) vs. Georgia, 2019
112 (6 rec, 2 TD) vs. Kentucky, 2020
109 (5 rec, 1 TD) vs. Liberty, 2018

» Anthony Schwartz posted his first 100-yard game with a 10-reception, 100-yard performance in the win over Arkansas, scoring on a 17-yard pass from Bo Nix. The junior was also Auburn's top receiver at Georgia, with eight catches gaining 57 yards. He has 84 career catches for 992 yards to date.

Schwartz entered the 2020 campaign with seven career rushing scores and 10 overall TD. Last season, 30 of his 52 touches resulted in a TD or first down. Schwartz' 57-yard touchdown run at Texas A&M in 2019 was a career long for the speedster and Auburn's longest rushing play of the season.

In 2018, Schwartz' 76-yard touchdown reception against Tennessee was Auburn's longest offensive play of the year and the longest completion of Jarrett Stidham's Auburn career.

» True freshman Tank Bigsby rushed for 146 yards on 20 carries against Arkansas, the 12th-best rushing day ever by an Auburn freshman. He leads the SEC in all-purpose average at 161.33 yards per game, ranking eighth in the country and second among FBS freshmen.

Bigsby is one of just 10 Auburn players, and the only freshman, to record more than 250 all-purpose yards in a game; Bigsby totaled 268 all-purpose yards against Arkansas (146 rush, 16 rec, 106 KOR).

Bigsby led Auburn with 31 yards rushing and 68 yards receiving on seven catches against Georgia in his first career start; he was the first player to lead the Tigers in rushing and receiving yards since Kerryon Johnson totaled 167 rushing yards and 66 receiving yards against Georgia in 2017.

» Senior Eli Stove is nearing 1,400 career yards from scrimmage (96 catches for 882 yards and four scores and 49 rushing attempts for 510 yards and four TD).

Stove caught a 21-yard touchdown from Bo Nix in the opener against Kentucky, one of four receptions on the day.

Last season, he had an 11-yard TD catch from Bo Nix vs. Oregon; he added a 4-yard rushing touchdown against Tulane and a 49-yard TD catch vs. Kent State, the first Tiger to score in three straight games since Kerryon Johnson (2017).

WINNING THE TURNOVER BATTLE

» Auburn won the turnover battle against Kentucky, using a Roger McCreary interception and fumble recoveries from Jamien Sherwood and Owen Pappoe to post a 3-0 advantage in the turnover margin against the Wildcats.

» Auburn is 33-9 under Gus Malzahn when it wins the turnover battle and 16-6 when turnovers are even, compared to 14-17 when the Tigers lose the turnover battle.

In wins, Auburn has a +39 turnover margin, and in losses, the Tigers are -16 in turnovers during Malzahn's tenure.

The Tigers are 22-5 when they play turnover-free football and 44-18 when they have no more than one turnover under Malzahn. The Tigers are 19-5 in games when they force multiple turnovers under defensive coordinator Kevin Steele.

» Auburn is 54-20 when it forces a turnover since the start of the 2013 season and 34-9 when it forces multiple turnovers over that span, compared to just 10-12 when it fails to force a turnover.

FOR THE DEFENSE

» Auburn has allowed only 18.77 points per game in Steele's tenure as coordinator, 10th among FBS teams. Before 2016, Auburn opponents hadn't been under 24.1 ppg (2010) since 2008 (18.0), the end of seven straight years of holding opponents under 20 ppg.

» Auburn, Alabama, Clemson, Iowa and Washington are the only teams to finish the season ranked in the top 20 nationally in scoring defense each of the last four seasons.

» Auburn has held 18 of 56 opponents (16-2 record) below 300 yards total offense in Kevin Steele's five seasons as defensive coordinator. That exceeds the times Auburn held an opponent below 300 in the previous six years combined (14 in 79 games).

» Auburn is third nationally in the FBS allowing just 41 rushing TD since the start of the 2016 season; the Tigers have allowed only 121 total TD during that span.

» Auburn had four players post double-figure tackles at Georgia: Jamien Sherwood (14), Jordyn Peters (13), K.J. Britt (12) and Zakoby McClain (11); all four of those players set or tied career bests. It was the first time Auburn had

four players with double-figure tackles since the 2019 LSU game, when Auburn had five.

McClain (14) and Owen Pappoe (10) were the top tacklers against Arkansas. Career double-figure tackle games:

- Zakoby McClain (4)**
- K.J. Britt (2)**
- Jamien Sherwood (2)**
- Roger McCreary (1)**
- Smoke Monday (1)**
- Owen Pappoe (1)**
- Jordyn Peters (1)**

» Auburn ranks third nationally having allowed a TD on only 77 of its opponents' 164 red zone trips since 2016 (47.0 pct.). The Tigers join Wisconsin, Clemson and Cincinnati as the only FBS teams that have allowed a TD on fewer than 50 percent of their opponents' red zone trips during that period.

» Senior linebacker K.J. Britt earned first team all-SEC honors from AP and second team from the league's coaches last season, totaling 69 tackles, 10.0 TFL, 2.5 sacks and a forced fumble. He was a 2020 preseason first-team all-SEC selection and on the watch lists for the Lott IMPACT, Bednarik, Butkus and Nagurski awards.

Britt posted a then-career-best 11 tackles and a TFL in the season opening win against Kentucky, and topped that with a 12-tackle performance at Georgia. That gives Britt 119 tackles and 13.0 TFL for his career.

» Under Steele, Auburn has held the opponent under its season rushing average 40 times, including 24 of the last 31 games (not including season openers). In 33 of those games, Auburn has held its opponent to 40-or-more yards below its season average.

» Auburn ranks 17th nationally allowing just 4.972 yards per play since 2016.

SEC STANDINGS

WEST STANDINGS

	SEC	Pct.	Overall	Pct.
Alabama	3-0	1.000	3-0	1.000
Auburn	2-1	.667	2-1	.667
Texas A&M	2-1	.667	2-1	.667
Arkansas	1-2	.333	1-2	.333
Mississippi State	1-2	.333	1-2	.333
LSU	1-2	.333	1-2	.333
Ole Miss	1-2	.333	1-2	.333

EAST STANDINGS

	SEC	Pct.	Overall	Pct.
Georgia	3-0	1.000	3-0	1.000
Florida	2-1	.667	2-1	.667
Tennessee	2-1	.667	2-1	.667
Kentucky	1-2	.333	1-2	.333
Missouri	1-2	.333	1-2	.333
South Carolina	1-2	.333	1-2	.333
Vanderbilt	0-3	.000	0-3	.000

SEC Games/October 17


- Auburn at South Carolina
- Kentucky at Tennessee
- LSU at Florida
- Ole Miss at Arkansas
- Texas A&M at Mississippi State
- Vanderbilt at Missouri
- Georgia at Alabama

Week Three Results

- Auburn 30, Arkansas 28
- South Carolina 41, Vanderbilt 7
- Texas A&M 41, Florida 38
- Georgia 44, Tennessee 21
- Alabama 63, Ole Miss 48
- Kentucky 24, Mississippi State 2
- Missouri 45, LSU 41

GAMEDAY EXPERIENCE: HARBERT FAMILY RECRUITING CENTER

» Auburn's Harbert Family Recruiting Center provides expanded space at Jordan-Hare Stadium for football and Olympic sport recruiting, the two-story Tiger Walk Club and updated locations for operations and the media



2020 FIRSTS

First Auburn start (14): Tank Bigsby, Ze'Vian Capers, Brandon Council, Luke Deal, Alec Jackson, Keiondre Jones, Tashawn Manning, Brodarious Hamm, Zakoby McClain, J.J. Pegues, Nehemiah Pritchett, Zion Puckett, Jaylin Simpson, Colby Wooden

First Auburn action (20)/

True freshmen (11): Tank Bigsby, Ze'Vian Capers, Oscar Chapman, Kobe Hudson, Cam Riley, J.J. Pegues, Wesley Steiner, Ladarius Tennon, Chris Thompson Jr., Desmond Tisdol, Zykevious Walker

Redshirt freshmen (3): Kameron Brown, Ja'Varrius Johnson, Keiondre Jones

Others (5): Marquis Burks, Dre Butler, Brandon Council, Barton Lester, Grant Loy, Caylin Newton

TIGERS IN THE NFL

Name	Pos.	Team
Montravius Adams	DT	Green Bay Packers
Peyton Barber	RB	Washington
Angelo Blackson	DL	Arizona Cardinals
Derrick Brown	DL	Carolina Panthers
Josh Bynes	LB	Cincinnati Bengals
Daniel Carlson	PK	Las Vegas Raiders
Shon Coleman	OL	San Francisco 49ers
Chandler Cox	FB	Miami Dolphins
Marlon Davidson	DL	Atlanta Falcons
Carlton Davis	DB	Tampa Bay Buccaneers
Jamel Dean	DB	Tampa Bay Buccaneers
Jack Driscoll	OT	Philadelphia Eagles
Dee Ford	DE	San Francisco 49ers
Rudy Ford	DB	Philadelphia Eagles
Josh Harris	LS	Atlanta Falcons
Noah Igbinoehene	DB	Miami Dolphins
Kerryon Johnson	RB	Detroit Lions
Jonathan Jones	DB	New England Patriots
Brandon King	DB	New England Patriots
Carl Lawson	DE	Cincinnati Bengals
Cam Newton	QB	New England Patriots
Cody Parkey	PK	Cleveland Browns
Dontavious Russell	DL	Jacksonville Jaguars
Chad Slade	OL	New York Giants
Darius Slayton	WR	New York Giants
Braden Smith	OL	Indianapolis Colts
Jarrett Stidham	QB	New England Patriots
Daniel Thomas	DB	Jacksonville Jaguars
Neiko Thorpe	DB	Seattle Seahawks
C.J. Uzomah	TE	Cincinnati Bengals

» Auburn has 32 former lettermen on NFL rosters, representing 18 different NFL teams

» Former Auburn lettermen on NFL rosters who finished their college careers elsewhere: Byron Cowart (New England), John Franklin III (Tampa Bay)

» On practice squads: Arryn Siposs (Detroit), Duke Williams (Buffalo), Mike Horton (Carolina), Prince Tega Wanogho (Philadelphia), Nick Coe (Miami), Derrick Moncrief (LA Rams), Daren Bates (Tennessee), Devaroe Lawrence (Washington)

» Auburn has had 31 players taken in the first round (most recent in 2020 Derrick Brown 1/7 and Noah Igbinoehene 1/30) and four No. 1 overall draft picks: Cam Newton (Carolina, '11), Aundray Bruce (Atlanta, '88), Bo Jackson (Tampa, '86) and Tucker Frederickson (NY Giants, '65)

» At least one former Tiger has been selected to 17 of the last 20 Pro Bowls, including Dee Ford in 2019. Auburn has had at least one former player in 12 of the last 15 Super Bowls

» In 26 games against ranked opponents under Steele, Auburn has allowed an average of 23.615 ppg and has allowed 17 or fewer points nine times. Prior to his arrival, the Tigers allowed 31.5 ppg in 38 games against ranked opponents from 2009-15, and only held seven ranked foes to 17 or fewer points (18.4%).

» The number of career games current players have led the team in tackles:

K.J. Britt (3)
Zakoby McClain (3)
Jamien Sherwood (2)
Roger McCreary (1)
Owen Pappoe (1)
Jordyn Peters (1)
Nehemiah Pritchett (1)

» In 56 games under Steele, the Auburn defense has recorded 133 sacks (2.42 per game) and has been held without a sack only seven times. Auburn has recorded at least 6.0 TFL in 34 of those games, including 8.0 TFL against Kentucky and 7.0 TFL against Arkansas.

The Tigers have forced 79 turnovers (38 INT, 41 FR) and allowed only 37 rushing touchdowns during that stretch.

» Redshirt freshman cornerback Jaylin Simpson earned SEC Freshman of the Week honors in his first career start vs. Kentucky, accounting for four tackles, a TFL and a PBU.

» Auburn's defense has allowed only 15 first-quarter touchdowns in the last 45 games, and only 14 in the opening period since the start of 2017 (six last season).

» Career interceptions by current Auburn players:

Christian Tutt (3)
Smoke Monday (2)
Roger McCreary (2)
Big Kat Bryant (1)
Zakoby McClain (1)
Jamien Sherwood (1)
Chandler Wooten (1)

» Auburn held Samford to 117 yards of total offense in 2019, the fifth time last season the Tigers held an opponent to less than 300 yards total offense and the 18th time in 55 games under defensive coordinator Kevin Steele, compared to just 15 such games in the previous 89 games (back to 2009).

» Auburn, Alabama and Iowa are the only FBS teams that haven't allowed more than 11 rushing TDs in a season since 2016.

N.O.T. GOING TO LOSE

» Gus Malzahn is now 20-1 in games where Auburn scores a non-offensive touchdown, the latest being Barton Lester's TD recovery of a Jordyn Peters blocked punt against Arkansas.

Before the Outback Bowl, Auburn had won 21 straight games when the Tigers score a non-offensive touchdown (NOT). During that string, the Tigers scored 24 non-offensive touchdowns, including three kickoffs, five punts (2 blocked), four fumbles, 11 interception returns and one missed field goal.

Against Minnesota, Auburn scored on a 96-yard kickoff return by Noah Igbinoehene. The last time the Tigers had lost a game in which they scored a non-offensive touchdown was at Mississippi State in 2012, when Auburn lost 28-10 despite a 100-yard Oterio McCaleb kickoff return to start the second half.

SPECIAL TEAMS

» Jordyn Peters' blocked punt against Arkansas was the fourth of his career; he had three during the 2018 season. That most recent block resulted in a Tiger touchdown when recovered by Barton Lester.

It was the first blocked punt for a TD by Auburn since the 2018 Alabama State game (blocked by Jordyn Peters, recovered by Devan Barrett) and the first by Auburn in an SEC game since the 2017 Texas A&M contest (blocked by Nick Ruffin, recovered by Malik Miller).

» Junior kicker Anders Carlson booted the gamewinning 39-yard field goal with 0:07 remaining in the Arkansas win.

With his 12 points against Arkansas, Carlson now ranks 12th in career scoring at Auburn with 212, passing Kerryon Johnson (204 from 2015-17), Stephen Davis (204 from 1993-95) and Tre Mason (210 from 2011-13).

Carlson is tied for seventh in career PAT made (98) at Auburn with Gardner Jett (98 from 1970-72) and he is tied for eighth in career field goals made (38) with Jorge Portela (38 from 1977-79).

Carlson started the 2020 campaign going 3-3 on PAT kicks against Kentucky and was 2-2 on field goal attempts at Georgia.

Last season, Carlson was 48-49 on PAT and 18-25 on field goals, with a long of 48 at Florida and four made FG in the Iron Bowl. He was 47-78 on touchbacks on kickoffs.

In 2018, Carlson was 15-25 on field goals (10-11 inside 40 yds), with two 53-yarders made, 44-44 on PATs and 51-70 on touchbacks (11th nationally) on kickoffs.

His older brother Daniel, an All-America kicker and three-time Lou Groza Award finalist, is now with the NFL's Las Vegas Raiders, earning AFC Special Teams Player of the Week for Week One this season.

» With 686 combined career kicking points, the Carlsons (Daniel and Anders) are now third all-time in the most points scored by a duo of brothers who kicked for the same college, passing Nevada's Marty and Tony Zendejas (685 points from 1981-87).

In second place are Florida State's Roberto and Ricky Aguayo (734 points from 2013-19);

the leaders are Kris and Drew Brown at Nebraska (743 points from 1995-98, 2014-17).

» Auburn is two games ahead of Hawai'i for the longest current span of games (146) without having a punt blocked. Auburn last had a punt blocked vs. Mississippi State in 2009.

AVERAGE PER DOWN

» Here's a breakdown of Auburn's offensive production on first, second, third and fourth down, in terms of the plays run, yards gained and average gain:

- 1st:** 81 att, 484 yds, 5.9 avg
- 2nd:** 62 att, 310 yds, 5.0 avg
- 3rd:** 41 att, 196 yds, 4.8 avg
- 4th:** 3 att, 2 yds, 0.7 avg

» Auburn's offensive TDs have come once on first down (1 rush), twice on second (1 rush, 2 pass) and three times on third down (3 pass).

RANKINGS

» The Tigers opened the season with a win over an AP-ranked opponent for the third straight year. The Tigers are the only team in the country to defeat a ranked opponent to open 2018, 2019 and 2020.

In 2018, No. 9 Auburn defeated No. 6 Washington 21-16 in Atlanta, Ga. The 16th-ranked Tigers opened last season with a 27-21 victory over No. 11 Oregon in Arlington, Texas. Prior to 2018, Auburn was 1-7 in season openers against ranked opponents all-time.

This is the sixth time all-time that a ranked Auburn team has played four straight games against teams in the AP Top 25. Others: 1968, 1983-84, 1987, 2002-03 and 2013.

» Auburn is 114-164-6 all-time facing ranked opponents. The Tigers are 53-42-2 at home against ranked teams, 28-71-2 on the road and 33-51-2 on a neutral field.

» Auburn has played 44 games against ranked teams in Gus Malzahn's 96 games as the Tigers' head coach (46.3 percent of total games, most of any Auburn coach). Of those, 25 have been against Top 10 opponents. Auburn is 20-24 in games against ranked opponents under Malzahn, including 8-17 against Top 10 teams.

» This was the 40th year the Tigers were ranked in the preseason AP poll since the preseason poll started in 1950, including six times in Gus Malzahn's eight seasons as the Tigers' head coach, and each of the last four.

» The Tigers are 90-132-5 all-time facing ranked SEC opponents (43-33-2 at home, 28-64-2 away, 19-35-1 neutral). Ranked Auburn teams vs. ranked SEC teams are 59-52-3 overall (29-10-1 at home, 19-32-1 at the opponent's home, 11-10-1 on a neutral field).

» Auburn's record as a ranked team all-time is 329-120-6. Ranked Auburn teams at home are 1876-32-2; away from Auburn, ranked Tiger squads are 141-88-4 all-time.

» When a ranked Auburn team faces a ranked opponent, the Tigers' all-time record is 81-76-4 (36-13-1 at home, 22-40-1 away and 23-23-2 on a neutral field).

» Ranked Auburn teams are 6-0 against South Carolina, including 4-0 against unranked Gamecock teams. Both teams were ranked for the 2010 matchups, with Auburn winning 35-27 in Auburn and 56-17 in the SEC championship game in Atlanta. South Carolina was ranked No. 10 in 2011 when an unranked Auburn team won 16-13 in Columbia. There were no rankings for the 1930-33 contests.

» Auburn is 46-22 as a ranked team under head coach Gus Malzahn, including 2-1 this season. The Tigers are 31-4 as a ranked team at Jordan-Hare Stadium under Malzahn. When Auburn is ranked and playing an unranked team under Malzahn, the Tigers are 30-5, including 22-2 at Jordan-Hare Stadium.

» Auburn all-time is 20-18 in AP Top 10 matchups. Gus Malzahn is 6-7 in those games.

MORE TIGER STRIPES...

» In all-time SEC play, Auburn holds a 326-254-18 mark back through 1933. In SEC games played in Auburn, the Tigers are 139-60-6 all-time; away from Auburn, the Tigers are 187-193-12 overall. The Tigers are 35-23 in SEC action under Coach Gus Malzahn. Auburn's non-conference record during the Malzahn era is 27-6.

» Since 2001, Auburn is 151-28 (.842) when scoring 20 or more points in a game. Dating back to 1993, Auburn is 207-36-1 (.849) when scoring 20 or more points. All-time, Auburn is 547-56-9 (.901) when scoring 20 points.

All-time, Auburn is 342-9 (.974) when scoring 30 points, 173-3 (.983) when scoring 40 points, 81-0 when scoring 50 points and 27-0 when scoring 60 points.

» On the current Auburn roster, 39 players have at least one college start to their credit, 22 on offense and 17 on defense.

Six Tigers have started 15 or more collegiate games: Caylin Newton (25 at Howard), Brandon Council (27 overall; 24 at Akron), Eli Stove (23), Seth Williams (19), Christian Tutt (16) and Big Kat Bryant (15).

» Team captains for the 2020 season are LB K.J. Britt, DE Big Kat Bryant, QB Bo Nix and RB Shaun Shivers.

CAREER PARTICIPATION

No.	Name	GP/GS
16	Malcolm Askew, DB#	8/0
10	Devan Barrett, RB/DB	28/0
4	Tank Bigsby, RB	3/2
52	Nick Brahm, OL	20/13
73	Gabe Brinson, DL	1/0
33	K.J. Britt, LB	42/14
48	O.C. Brothers, LB	2/0
43	Kameron Brown, LB	1/0
1	Big Kat Bryant, DL	41/15
92	Marquis Burks, DL	2/0
49	Dre Butler, DL	1/0
26	Anders Carlson, K	29/--
80	Ze'Vian Capers, WR	2/1
91	Oscar Chapman, P	2/--
71	Brandon Council, OL	28/27* (25/24)
86	Luke Deal, TE	7/1
27	Tanner Dean, LB	13/0
28	Devin Guice, DB	8/0
29	Derick Hall, DL	13/5
59	Brodarious Hamm, OL	16/2
55	Jaren Handy, DL	10/0
19	Matthew Hill, WR/DB	20/0
5	Kobe Hudson, WR	3/0
50	Jalil Irvin, OL	6/0
65	Alec Jackson, OL	27/3
11	Shedrick Jackson, WR	22/6
45	Caleb Johnson, DL	9/0
6	Ja'Varius Johnson, WR	1/0
58	Keiondre Jones, OL	3/1
75	Trent Kelley, OL	7/0
14	Traivon Leonard, DB#	9/0
51	Barton Lester, LB	1/0
14	Grant Loy, QB	30/8* (29/8)
56	Tashawn Manning, OL	10/3
36	Josh Marsh, LB#	3/0
41	Aidan Marshall, P	13/--
9	Zakoby McClain, LB	29/1
23	Roger McCreary, DB	24/4
84	Jackson McFadden, WR	1/0
21	Smoke Monday, DB	29/4
35	James Owens Moss, WR	7/1
99	T.D. Moultry, LB	41/0
30	Tommy Nesmith, WR	1/0
44	Daquan Newkirk, DL	23/4
23	Caylin Newton, WR	28/25* (25/25)
10	Bo Nix, QB	16/16
96	Ben Patton, K	4/0
0	Owen Pappoe, LB	16/16
89	J.J. Pegues, TE	3/1
15	Jordyn Peters, DB	42/1
14	Nehemiah Pritchett, DB	9/2
31	Zion Puckett, DB	7/1
67	Jacob Quattlebaum, LS	5/0
35	Cam Riley, LB	3/0
83	Malcolm Russell, WR	1/0
72	Prince Sammons, OL	3/0
24	Cord Sandberg, QB	3/0
1	Anthony Schwartz, WR	29/11
47	John Samuel Shenker, TE	28/6
20	Jamien Sherwood, DB	29/5
8	Shaun Shivers, RB	26/4
36	Jaylin Simpson, DB	5/0
53	Clarke Smith, LS	6/0
32	Wesley Steiner, LB	2/0
12	Eli Stove, WR	44/23
62	Kameron Stutts, OL	14/0
60	Bill Taylor, LS	24/--
13	Ladarius Tennison, DB	3/0
5	Chris Thompson Jr., DB	1/0
38	Barrett Tindall, LB	1/0
30	Desmond Tisdol, LB	1/0
68	Austin Troxell, OL	14/0
94	Tyrone Truesdell, DL	36/14
6	Christian Tutt, DB	26/16
42	Jacob vonEschenbach, DL	3/0
3	Zykevious Walker, DE	3/0
3	D.J. Williams, RB	13/2
18	Seth Williams, WR	28/19
25	Colby Wooden, DL	7/3
31	Chandler Wooten, LB#	30/2

*includes previous school (previous school total)
#opting out of 2020 season

ALPHABETICAL ROSTER

NO.	NAME	POS.	HT.	WT.	YR.	HOMETOWN	NO.	NAME	POS.	HT.	WT.	YR.	HOMETOWN
37	Payton Anderson	RB	5-11	225	RFr.	Fyffe, AL	56	Tashawn Manning	OL	6-3	324	Jr.	Apopka, FL
16	Malcolm Askew*	DB	5-11	185	Sr.	McCalla, AL	36	Josh Marsh*	LB	6-2	219	So.	Decatur, AL
10	Devan Barrett	DB	6-0	200	Jr.	Tampa, FL	41	Aidan Marshall	P	6-0	210	Jr.	Winchester, VA
79	Kamaar Bell	OL	6-2	325	RFr.	Moultrie, GA	32	Trent Mason	WR	6-1	185	RFr.	Lakeland, FL
4	Tank Bigsby	RB	6-0	204	Fr.	LaGrange, GA	9	Zakoby McClain	LB	6-0	211	Jr.	Valdosta, GA
27	Jackson Billings	WR	5-10	175	Fr.	Huntsville, AL	23	Roger McCreary	DB	6-0	188	Jr.	Mobile, AL
39	Chris Bobo	DB	6-0	193	Sr.	Alpharetta, GA	84	Jackson McFadden	WR	6-1	185	So.	Nashville, TN
52	Nick Brahms	OL	6-3	299	Jr.	Navarre, FL	93	Evan McGuire	K	6-5	200	Fr.	Alabaster, AL
82	Hayden Brice	TE	6-3	220	Jr.	Jackson, MS	39	Marshall Meyers	P	5-8	185	Fr.	Opelika, AL
73	Gabe Brinson	DT	6-5	305	So.	Lorton, VA	21	Smoke Monday	DB	6-2	196	Jr.	Atlanta, GA
33	K.J. Britt	LB	6-0	243	Sr.	Oxford, AL	35	James Owens Moss	WR	5-9	182	Sr.	Opelika, AL
48	O.C. Brothers	LB	6-1	236	RFr.	Titusville, FL	99	T.D. Moultry	Buck	6-2	253	Sr.	Birmingham, AL
43	Kameron Brown	LB	6-0	237	RFr.	Sugar Hill, GA	30	Tommy Nesmith	WR	6-0	175	RFr.	Auburn, AL
1	Big Kat Bryant	DE	6-5	250	Sr.	Cordele, GA	44	Daquan Newkirk	DT	6-3	317	Sr.	Orlando, FL
92	Marquis Burks	DT	6-3	312	Jr.	Chicago, IL	25	Caylin Newton	WR	5-11	201	Jr.	Atlanta, GA
49	Dre Butler	DT	6-5	304	So.	Covington, GA	10	Bo Nix	QB	6-2	213	So.	Pinson, AL
17	Elijah Canion	WR	6-4	213	Fr.	Hollywood, FL	0	Owen Pappoe	LB	6-1	222	So.	Lawrenceville, GA
80	Ze'Vian Capers	WR	6-4	194	Fr.	Alpharetta, GA	20	Sawyer Pate	QB	6-1	206	Fr.	Alabaster, AL
26	Anders Carlson	K	6-5	215	Jr.	Colorado Springs, CO	96	Ben Patton	K	5-10	190	RFr.	Rochester, MI
91	Oscar Chapman	P	6-3	210	Fr.	Adelaide, Australia	89	J.J. Pegues	TE	6-2	300	Fr.	Oxford, MS
55	Brenden Coffey	OL	6-5	279	Jr.	Paradise, CA	15	Jordyn Peters	DB	6-1	200	Sr.	Muscle Shoals, AL
12	Sammy Cohen	DB	6-1	210	RFr.	Marietta, GA	41	Erik Piedy	DB	5-10	184	So.	New Orleans, LA
71	Brandon Council	OL	6-4	325	Jr.	Tar Heel, NC	14	Nehemiah Pritchett	DB	6-1	177	So.	Jackson, AL
95	Nick Curtis	DE	6-4	197	RFr.	Birmingham, AL	40	Jacoby Puckett	DB	6-0	183	RFr.	Griffin, GA
86	Luke Deal	TE	6-6	247	RFr.	Greenwood, SC	31	Zion Puckett	DB	5-11	205	RFr.	Griffin, GA
27	Tanner Dean	LB	6-3	217	Jr.	Birmingham, AL	67	Jacob Quattlebaum	LS	6-0	219	So.	Enterprise, AL
17	Marco Domio	DB	6-1	180	Jr.	Houston, TX	24	Eric Reed Jr.	DB	6-0	187	Fr.	Shreveport, LA
40	Flynn Driscoll	TE	6-6	242	So.	Madison, CT	28	Mark-Antony Richards	RB	6-1	208	RFr.	Wellington, FL
22	Trey Elston	DB	6-0	188	Jr.	Auburn, AL	35	Cam Riley	LB	6-4	209	Fr.	Evergreen, AL
81	J.J. Evans	WR	6-3	210	Fr.	Montevallo, AL	83	Malcolm Russell	WR	5-11	201	So.	Pelham, AL
90	Daniel Foster-Allen	DE	6-4	250	Fr.	Mobile, AL	72	Prince Micheal Sammons	OL	6-7	313	Sr.	Blanchester, OH
87	Brandon Frazier	TE	6-7	270	Fr.	McKinney, TX	24	Cord Sandberg	QB	6-3	222	So.	Bradenton, FL
85	Tyler Fromm	TE	6-5	237	RFr.	Warner Robins, GA	1	Anthony Schwartz	WR	6-0	179	Jr.	Pembroke Pines, FL
15	Chayil Garnett	QB	6-1	216	Fr.	Lake Wales, FL	70	David Shannon	OL	6-7	246	Jr.	Birmingham, AL
28	Devin Guice	DB	5-8	160	Sr.	Opelika, AL	44	Jay Sharp	RB	5-7	157	Fr.	Birmingham, AL
29	Derick Hall	Buck	6-3	238	So.	Gulfport, MS	47	John Samuel Shenker	TE	6-3	241	Jr.	Albany, GA
59	Brodarious Hamm	OL	6-5	330	Jr.	Griffin, GA	20	Jamien Sherwood	DB	6-2	220	Jr.	Jensen Beach, FL
55	Jaren Handy	DL	6-5	252	So.	Hattiesburg, MS	8	Shaun Shivers	RB	5-7	179	Jr.	Fort Lauderdale, FL
4	Jay Hardy	DE	6-4	299	Fr.	Chattanooga, TN	326	Jaylin Simpson	DB	6-0	171	RFr.	Brunswick, GA
37	Romello Height	Buck	6-3	215	Fr.	Dublin, GA	53	Clarke Smith	LS	6-3	247	Sr.	Leeds, AL
19	Matthew Hill	DB	6-1	190	So.	Lawrenceville, GA	32	Wesley Steiner	LB	6-0	227	Fr.	Warner Robins, GA
5	Kobe Hudson	WR	6-1	196	Fr.	Pine Mountain, GA	12	Eli Stove	WR	6-0	191	Sr.	Niceville, FL
61	Reed Hughes	LS	6-1	212	Fr.	Conway, AR	62	Kameron Stutts	OL	6-4	325	So.	Killen, AL
50	Jalil Irvin	OL	6-2	310	So.	Stone Mountain, GA	60	Bill Taylor	LS	6-3	220	Jr.	Northport, AL
65	Alec Jackson	OL	6-5	315	Jr.	Montgomery, AL	13	Ladarius Tennison	DB	5-10	197	Fr.	Rockledge, FL
11	Shedrick Jackson	WR	6-0	201	Jr.	Hoover, AL	5	Chris Thompson Jr.	DB	6-1	202	Fr.	DeSoto, TX
46	Jacob Jasinski	RB	5-10	194	So.	Birmingham, AL	38	Barrett Tindall	LB	6-0	214	Sr.	Birmingham, AL
57	Avery Jernigan	OL	6-3	296	Fr.	Blackshear, GA	30	Desmond Tisdol	LB	6-0	231	Fr.	Rochelle, GA
45	Caleb Johnson	DE	6-2	248	So.	Columbus, GA	68	Austin Troxell	OL	6-6	312	Jr.	Huntsville, AL
6	Ja'Varrius Johnson	WR	5-9	160	RFr.	Trussville, AL	94	Tyrone Truesdell	DT	6-2	326	Sr.	Augusta, GA
16	Malcolm Johnson Jr.	WR	6-1	185	Fr.	Bryans Road, MD	6	Christian Tutt	DB	5-11	192	Jr.	Thomson, GA
54	Tate Johnson	OL	6-3	309	Fr.	LaGrange, GA	42	Jacob vonEschenbach	Buck	6-1	230	Sr.	Enterprise, AL
97	Watkins Johnston	DL	6-0	262	Fr.	Montgomery, AL	3	Zykeivous Walker	DE	6-4	266	Fr.	Ellaville, GA
58	Keiondre Jones	OL	6-3	335	RFr.	LaGrange, GA	57	Brooks Walton	LB	5-11	208	So.	Little Rock, AR
75	Trent Kelley	OL	6-5	292	Sr.	Phenix City, AL	3	D.J. Williams	RB	5-10	208	So.	Lake Placid, FL
14	Traivon Leonard*	DB	6-0	214	Sr.	West Palm Beach, FL	18	Seth Williams	WR	6-3	211	Jr.	Cottondale, AL
51	Barton Lester	LB	6-3	208	Jr.	Montgomery, AL	25	Colby Wooden	Buck	6-4	268	RFr.	Lawrenceville, GA
46	Jake Levant	LB	6-1	228	Fr.	Vestavia Hills, AL	31	Chandler Wooten*	LB	6-2	229	Sr.	Acworth, GA
13	Trey Lindsey	QB	6-0	200	RFr.	Montgomery, AL	76	Jeremiah Wright	DT	6-5	340	Fr.	Selma, AL
52	Russ Logan	LB	5-11	193	So.	Eutaw, AL	77	Kilian Zierer	OL	6-7	294	Jr.	Munich, Germany
14	Grant Loy	QB	6-5	230	Sr.	New Washington, OH							

*opting out of 2020 season

NUMERICAL ROSTER

NO.	NAME	POS.	HT.	WT.	YR.	HOMETOWN
0	Owen Pappoe	LB	6-1	222	So.	Lawrenceville, GA
1	Big Kat Bryant	DE	6-5	250	Sr.	Cordele, GA
1	Anthony Schwartz	WR	6-0	179	Jr.	Pembroke Pines, FL
3	D.J. Williams	RB	5-10	208	So.	Lake Placid, FL
3	Zykeivous Walker	DE	6-4	266	Fr.	Ellaville, GA
4	Tank Bigsby	RB	6-0	204	Fr.	LaGrange, GA
4	Jay Hardy	DE	6-4	299	Fr.	Chattanooga, TN
5	Kobe Hudson	WR	6-1	196	Fr.	Pine Mountain, GA
5	Chris Thompson Jr.	DB	6-1	202	Fr.	DeSoto, TX
6	Christian Tutt	DB	5-11	192	Jr.	Thomson, GA
6	Ja'Varrius Johnson	WR	5-9	160	RFr.	Trussville, AL
8	Shaun Shivers	RB	5-7	179	Jr.	Fort Lauderdale, FL
9	Zakoby McClain	LB	6-0	211	Jr.	Valdosta, GA
10	Bo Nix	QB	6-2	213	So.	Pinson, AL
10	Devan Barrett	DB	6-0	200	Jr.	Tampa, FL
11	Shedrick Jackson	WR	6-0	201	Jr.	Hoover, AL
12	Eli Stove	WR	6-0	191	Sr.	Niceville, FL
12	Sammy Cohen	DB	6-1	210	RFr.	Marietta, GA
13	Ladarius Tennon	DB	5-10	197	Fr.	Rockledge, FL
13	Trey Lindsey	QB	6-0	200	RFr.	Montgomery, AL
14	Grant Loy	QB	6-5	230	Sr.	New Washington, OH
14	Nehemiah Pritchett	DB	6-1	177	So.	Jackson, AL
15	Jordyn Peters	DB	6-1	200	Sr.	Muscle Shoals, AL
15	Chayil Garnett	QB	6-1	216	Fr.	Lake Wales, FL
16	Malcolm Johnson Jr.	WR	6-1	185	Fr.	Bryans Road, MD
17	Elijah Canion	WR	6-4	213	Fr.	Hollywood, FL
17	Marco Domio	DB	6-1	180	Jr.	Houston, TX
18	Seth Williams	WR	6-3	211	Jr.	Cottondale, AL
19	Matthew Hill	DB	6-1	190	So.	Lawrenceville, GA
20	Jamien Sherwood	DB	6-2	220	Jr.	Jensen Beach, FL
20	Sawyer Pate	QB	6-1	206	Fr.	Alabaster, AL
21	Smoke Monday	DB	6-2	196	Jr.	Atlanta, GA
22	Trey Elston	DB	6-0	188	Jr.	Auburn, AL
23	Roger McCreary	DB	6-0	188	Jr.	Mobile, AL
24	Cord Sandberg	QB	6-3	222	So.	Bradenton, FL
24	Eric Reed Jr.	DB	6-0	187	Fr.	Shreveport, LA
25	Colby Wooden	Buck	6-4	268	RFr.	Lawrenceville, GA
25	Caylin Newton	WR	5-11	201	Jr.	Atlanta, GA
26	Anders Carlson	K	6-5	215	Jr.	Colorado Springs, CO
27	Tanner Dean	LB	6-3	217	Jr.	Birmingham, AL
27	Jackson Billings	WR	5-10	175	Fr.	Huntsville, AL
28	Devin Guice	DB	5-8	160	Sr.	Opelika, AL
28	Mark-Antony Richards	RB	6-1	208	RFr.	Wellington, FL
29	Derick Hall	Buck	6-3	238	So.	Gulfport, MS
30	Tommy Nesmith	WR	6-0	175	RFr.	Auburn, AL
30	Desmond Tisdol	LB	6-0	231	Fr.	Rochelle, GA
31	Zion Puckett	DB	5-11	205	RFr.	Griffin, GA
32	Wesley Steiner	LB	6-0	227	Fr.	Warner Robins, GA
32	Trent Mason	WR	6-1	185	RFr.	Lakeland, FL
33	K.J. Britt	LB	6-0	243	Sr.	Oxford, AL
35	James Owens Moss	WR	5-9	182	Sr.	Opelika, AL
35	Cam Riley	LB	6-4	209	Fr.	Evergreen, AL
36	Jaylin Simpson	DB	6-0	171	RFr.	Brunswick, GA
37	Payton Anderson	RB	5-11	225	RFr.	Fyffe, AL
37	Romello Height	Buck	6-3	215	Fr.	Dublin, GA
38	Barrett Tindall	LB	6-0	214	Sr.	Birmingham, AL
39	Chris Bobo	DB	6-0	193	Sr.	Alpharetta, GA
39	Marshall Meyers	P	5-8	185	Fr.	Opelika, AL

NO.	NAME	POS.	HT.	WT.	YR.	HOMETOWN
40	Jacoby Puckett	DB	6-0	183	RFr.	Griffin, GA
40	Flynn Driscoll	TE	6-6	242	So.	Madison, CT
41	Erik Piedy	DB	5-10	184	So.	New Orleans, LA
41	Aidan Marshall	P	6-0	210	Jr.	Winchester, VA
42	Jacob vonEschenbach	Buck	6-1	230	Sr.	Enterprise, AL
43	Kameron Brown	LB	6-0	237	RFr.	Sugar Hill, GA
44	Daquan Newkirk	DT	6-3	317	Sr.	Orlando, FL
44	Jay Sharp	RB	5-7	157	Fr.	Birmingham, AL
45	Caleb Johnson	DE	6-2	248	So.	Columbus, GA
46	Jacob Javinski	RB	5-10	194	So.	Birmingham, AL
46	Jake Levant	LB	6-1	228	Fr.	Vestavia Hills, AL
47	John Samuel Shenker	TE	6-3	241	Jr.	Albany, GA
48	O.C. Brothers	LB	6-1	236	RFr.	Titusville, FL
49	Dre Butler	DT	6-5	304	So.	Covington, GA
50	Jalil Irvin	OL	6-2	310	So.	Stone Mountain, GA
51	Barton Lester	LB	6-3	208	Jr.	Montgomery, AL
52	Nick Brahms	OL	6-3	299	Jr.	Navarre, FL
52	Russ Logan	LB	5-11	193	So.	Eutaw, AL
53	Clarke Smith	LS	6-3	247	Sr.	Leeds, AL
54	Tate Johnson	OL	6-3	309	Fr.	LaGrange, GA
55	Brenden Coffey	OL	6-5	279	Jr.	Paradise, CA
55	Jaren Handy	DL	6-5	252	So.	Hattiesburg, MS
56	Tashawn Manning	OL	6-3	324	Jr.	Apopka, FL
57	Avery Jernigan	OL	6-3	296	Fr.	Blackshear, GA
57	Brooks Walton	LB	5-11	208	So.	Little Rock, AR
58	Keiondre Jones	OL	6-3	335	RFr.	LaGrange, GA
59	Brodarious Hamm	OL	6-5	330	Jr.	Griffin, GA
60	Bill Taylor	LS	6-3	220	Jr.	Northport, AL
61	Reed Hughes	LS	6-1	212	Fr.	Conway, AR
62	Kameron Stutts	OL	6-4	325	So.	Killen, AL
65	Alec Jackson	OL	6-5	315	Jr.	Montgomery, AL
67	Jacob Quattlebaum	LS	6-0	219	So.	Enterprise, AL
68	Austin Troxell	OL	6-6	312	Jr.	Huntsville, AL
70	David Shannon	OL	6-7	246	Jr.	Birmingham, AL
71	Brandon Council	OL	6-4	325	Jr.	Tar Heel, NC
72	Prince Micheal Sammons	OL	6-7	313	So.	Blanchester, OH
73	Gabe Brinson	DT	6-5	305	Sr.	Lorton, VA
75	Trent Kelley	OL	6-5	292	Sr.	Phenix City, AL
76	Jeremiah Wright	DT	6-5	340	Fr.	Selma, AL
77	Kilian Zierer	OL	6-7	294	Jr.	Munich, Germany
79	Kamaar Bell	OL	6-2	325	RFr.	Moultrie, GA
80	Ze'Vian Capers	WR	6-4	194	Fr.	Alpharetta, GA
81	J.J. Evans	WR	6-3	210	Fr.	Montevallo, AL
82	Hayden Brice	TE	6-3	220	Jr.	Jackson, MS
83	Malcolm Russell	WR	5-11	201	So.	Pelham, AL
84	Jackson McFadden	WR	6-1	185	So.	Nashville, TN
85	Tyler Fromm	TE	6-5	237	RFr.	Warner Robins, GA
86	Luke Deal	TE	6-6	247	RFr.	Greenwood, SC
87	Brandon Frazier	TE	6-7	270	Fr.	McKinney, TX
89	J.J. Pegues	TE	6-2	300	Fr.	Oxford, MS
90	Daniel Foster-Allen	DE	6-4	250	Fr.	Mobile, AL
91	Oscar Chapman	P	6-3	210	Fr.	Adelaide, Australia
92	Marquis Burks	DT	6-3	312	Jr.	Chicago, IL
93	Evan McGuire	K	6-5	200	Fr.	Alabaster, AL
94	Tyrone Truesdell	DT	6-2	326	Sr.	Augusta, GA
95	Nick Curtis	DE	6-4	197	RFr.	Birmingham, AL
96	Ben Patton	K	5-10	190	RFr.	Rochester, MI
97	Watkins Johnston	DL	6-0	262	Fr.	Montgomery, AL
99	T.D. Moultry	Buck	6-2	253	Sr.	Birmingham, AL

PRONUNCIATION GUIDE

NO.	NAME	PRONUNCIATION
79	KAMAAR Bell	kah-marr
17	Elijah CANION	can-nee-un
80	ZE'VIAN Capers	ZAY-vee-on
26	ANDERS Carlson	ON-durs
55	Brenden COFFEY	coffee
17	Marco DOMIO	DOM-me-oh
15	CHAYIL Garnett	CHAY-ill
28	Devin GUICE	gice (sounds like ice)
59	BRODARIOUS Hamm	bro-DARE-ree-us
6	JA'VARRIUS Johnson	jah-VARE-ree-us
58	KEIONDRE Jones	kee-ON-dray
46	Jake LEVANT	leh-vant

NO.	NAME	PRONUNCIATION
56	TASHAWN Manning	TAY-shawn
9	ZAKOBY McClain	zak-COE-bee
44	DAQUAN Newkirk	dah-quan
0	Owen PAPPOE	PAP-oh
89	J.J. PEGUES	peg-GEEZ
41	Erik PIEDY	PEE-dee
8	Shaun SHIVERS	SHY-vurs
38	Barrett TINDALL	TIN-dull
30	Desmond TISDOL	TIZ-dole
3	ZYKEIVOUS Walker	zy-kee-vee-us
77	Kilian ZIERER	ZEE-rer

OFFENSE

QB	10	BO NIX (6-2, 213, So.)
	14	Grant Loy (6-5, 230, Sr.)
	24	Cord Sandberg (6-3, 222, So.)
RB	8	SHAUN SHIVERS (5-7, 179, Jr.)
	3	D.J. Williams (5-10, 208, So.) OR
	4	Tank Bigsby (6-0, 204, Fr.) OR
	28	Mark-Antony Richards (6-1, 208, RFr.)
TE	47	JOHN SAMUEL SHENKER (6-3, 241, Jr.)
	86	Luke Deal (6-6, 247, RFr.) OR
	89	J.J. Pegues (6-2, 300, Fr.) OR
	87	Brandon Frazier (6-7, 270, Fr.)
WR	1	ANTHONY SCHWARTZ (6-0, 179, Jr.) OR
	12	ELI STOVE (6-0, 191, Sr.)
WR	11	SHEDRICK JACKSON (6-0, 201, Jr.)
	80	Ze'Vian Capers (6-4, 194, Fr.) OR
	25	Caylin Newton (5-11, 201, Jr.)
WR	18	SETH WILLIAMS (6-3, 211, Jr.)
	5	Kobe Hudson (6-1, 196, Fr.) OR
	17	Elijah Canion (6-4, 213, Fr.)
LT	65	ALEC JACKSON (6-5, 315, Jr.) OR
	68	AUSTIN TROXELL (6-6, 312, Jr.)
	77	Kilian Zierer (6-7, 294, Jr.)
LG	56	TASHAWN MANNING (6-3, 324, Jr.)
	54	Tate Johnson (6-3, 309, Fr.) OR
	79	Kamaar Bell (6-2, 325, RFr.)
C	52	NICK BRAHMS (6-3, 299, Jr.)
	50	Jalil Irvin (6-2, 310, So.)
RG	71	BRANDON COUNCIL (6-4, 325, Jr.)
	58	Keiondre Jones (6-3, 335, RFr.)
	62	Kam Stutts (6-4, 325, So.)
RT	59	BRODARIOUS HAMM (6-5, 330, Jr.)
	55	Brenden Coffey (6-5, 279, Jr.)

DEFENSE

DE	1	BIG KAT BRYANT (6-5, 250, Sr.)
	55	Jaren Handy (6-5, 252, So.)
	90	Daniel Foster-Allen (6-4, 250, Fr.)
DT	25	COLBY WOODEN (6-4, 268, RFr.)
	44	Daquan Newkirk (6-3, 317, Sr.)
	4	Jay Hardy (6-5, 252, Fr.)
	76	Jeremiah Wright (6-5, 340, Fr.)
DT	94	TYRONE TRUESDELL (6-2, 326, Sr.)
	3	Zykeivous Walker (6-4, 266, Fr.)
	92	Marquis Burks (6-3, 312, Jr.) OR
	49	Dre Butler (6-5, 304, So.)
Buck	29	DERICK HALL (6-3, 238, So.)
	99	T.D. Moultry (6-2, 253, Sr.)
	45	Caleb Johnson (6-2, 248, So.)
LB	0	OWEN PAPPOE (6-1, 220, So.)
	32	Wesley Steiner (6-0, 227, Fr.)
	43	Kameron Brown (6-0, 237, RFr.)
LB	9	ZAKOBY MCCLAIN (6-0, 210, So.)
	35	Cam Riley (6-4, 209, Fr.)
	30	Desmond Tisdol (6-0, 231, Fr.)
Star	6	CHRISTIAN TUTT (5-11, 192, Jr.)
	31	Zion Puckett (5-11, 205, RFr.)
	13	Ladarius Tennison (5-10, 197, Fr.)
CB	23	ROGER MCCREARY (6-0, 188, Jr.)
	19	Matthew Hill (6-1, 190, So.)
	10	Devan Barrett (6-0, 200, Sr.)
	24	Eric Reed Jr. (6-0, 187, Fr.)
CB	36	JAYLIN SIMPSON (6-0, 171, RFr.)
	14	Nehemiah Pritchett (6-1, 177, So.)
	17	Marco Domio (6-1, 180, Jr.)
S	20	JAMIEN SHERWOOD (6-2, 220, Jr.)
	15	Jordyn Peters (6-1, 200, Sr.)
	28	Devin Guice (5-8, 160, Sr.)
S	21	SMOKE MONDAY (6-2, 196, Jr.)
	5	Chris Thompson Jr. (6-1, 202, Fr.)

SPECIAL TEAMS

PK	26	ANDERS CARLSON (6-5, 215, Jr.)
	96	Ben Patton (5-10, 190, RFr.)
P	41	AIDAN MARSHALL (6-0, 210, Jr.) OR
	91	OSCAR CHAPMAN (6-3, 210, Fr.)
H	96	BEN PATTON (5-10, 190, RFr.) OR
	14	GRANT LOY (6-5, 230, Sr.)
LS	60	BILL TAYLOR (6-3, 220, Jr.)
	67	Jacob Quattlebaum (6-0, 219, So.)
PR	6	CHRISTIAN TUTT (5-11, 192, Jr.)
	6	Ja'Varrius Johnson (5-9, 160, RFr.) OR
	28	Mark-Antony Richards (6-1, 208, RFr.)
KR	8	SHAUN SHIVERS (5-7, 179, Jr.)
	12	ELI STOVE (6-0, 191, Sr.)

updated 10/13/20



LAST TIME VS. SOUTH CAROLINA

Oct. 25, 2014

SOUTH CAROLINA	35
AUBURN	42

Score By Quarters	1	2	3	4	Score
South Carolina	7	14	14	0	-- 35
Auburn	7	14	14	7	-- 42

SCORING PLAYS

SC - Roland 32 yd pass from Thompson (Fry kick), 12:34, 1st
 AU - Fulse 3 yd pass from Marshall (Carlson kick), 4:55, 1st
 SC - Coopers 16 yd pass from Thompson (Fry kick), 12:14, 2nd
 AU - Artis-Payne yd run (Carlson kick), 8:19, 2nd
 SC - Davis 27 yd pass from Thompson (Fry kick), 5:05, 2nd
 AU - Marshall 37 yd run (Carlson kick), 2:35; 2nd
 AU - Marshall 4 yd run (Carlson kick), 9:30, 3rd
 SC - Cooper 51 yd pass from Thompson (Fry kick), 7:40, 3rd
 AU - Louis 75 yd run (Carlson kick), 7:29, 3rd
 SC - Jones 10 yd pass from Thompson (Fry kick), 2:20, 3rd
 AU - Marshall 9 yd run (Carlson kick), 11:22, 4th

	SC	AU
First Downs	30	25
Rushes-Yds (Net)	119	395
Passing Yds (Net)	416	156
Passes Com-Att-Int	30-53-3	13-15-0
Total Offense Plays-Yds	86-535	62-551
Punts (Num-Avg)	1-47	2-70
Fumbles-Lost	1-0	1-1
Penalties-Yds	4-20	4-53
3rd Down Conversion	6 of 14	6 of 8
Time of Possession	33:31	26:29

RUSHING: (SC) - Davis 21-88; Wilds 7-26; Cooper 2-10; Thompson 2-(-2); Carson 1-(-3). (AU) - Artis-Payne 25-173 (TD); Louis 3-102 (TD); Marshall 10-89 (3TD); Thomas 8-34; Grant 1-3.

PASSING: (SC) - Thompson 29-50-402-3 (5TD); Coopers 1-2-14-0. (AU) - Marshall 12-14-139-0 (TD); Wallace 1-1-17-0.

RECEIVING: (SC) - Cooper 7-127 (2TD); Davis 6-85 (TD); Roland 4-75 (TD); Jones 4-43 (TD); Adams 3-42; Thompson 1-14; Byrd 1-11; Brent 1-11; Carson 1-5; Jeffery 1-4; Wilds 1-(-1). (AU) - Williams 3-34; Bray 4-29; Grant 1-28; Fulse 2-27 (TD); Marshall 1-17; Coates 1-14; Louis 1-7.

THE LAST TIME VS. SOUTH CAROLINA AUBURN 42, SOUTH CAROLINA 35

>> Auburn's Nick Marshall, Cameron Artis-Payne and Ricardo Louis needed every yard, every foot, of their monster offensive performances to beat South Carolina 42-35 in Jordan-Hare Stadium.

Artis-Payne and Louis each rushed for more than 100 yards and Marshall accounted for four touchdowns and more than 200 total yards as the Tigers smashed their way to 551 yards of offense in a see-saw game that ended with Auburn on top.

There were tricks plays and determined efforts. The Gamecocks converted their first five fourth-down tries, but missed on one critical one on a throw in the end zone in the fourth quarter. Carolina had the ball as the game ended, or until Jonathan Jones intercepted the final last throw.

Auburn took its first lead at 28-21 in the third, on a 5-yard Marshall touchdown run. SC tied it right back up less than two minutes later when Dylan Thompson hit Pharoh Cooper on a 51-yard scoring play.

Louis raced 75 yards for a touchdown a few seconds later. By then, Auburn had 440 yards, of which a whopping 340 came on the ground, with 7:29 left in the third quarter.

Auburn led 35-28. Until SC tied it again on a Thompson-to-Nick Jones touchdown pass with 2:20 left in the third quarter.

Artis-Payne rushed for 167 yards on 25 carries and Louis had 102 yards on three carries. Marshall was 12-of-14 passing for 139 yards, and rushed for 89 yards and three touchdowns.

SC was on the doorstep of another score until Jonathan Jones intercepted Thompson in the end zone with 13:17 remaining. Two minutes later, Marshall was scoring on a 9-yard run for a 42-35 Auburn lead.

It was a wild first half, with South Carolina going for it on fourth down on a touchdown drive; with a blocking tight end catching his first pass in a year for an Auburn touchdown; and with third-string quarterback Jonathan Wallace catching a toss from Marshall then throwing back to Marshall.

SC led 7-0, 14-7 and 21-14. Each time, Auburn had an answer, mixing in the pass with a strong running game to match SC every step of the way.

SC was first up, scoring on its first drive when Thompson threw a 32-yard touchdown pass to Shaq Rolland. Auburn tied it when Marshall hit Brandon Fulse with a 3-yard TD pass.

Carolina went back up when Thompson hit Cooper with a 16-yard TD pass. Auburn countered with a 2-yard touchdown run by Cameron Artis-Payne. The Tigers then held Carolina, but Quan Bray fumbled after a nice punt return to set up the Gamecocks for a 27-yard touchdown pass from Thompson to Mike Davis.

That made it South Carolina 21-14 with 5:05 left in the second quarter. Auburn came back with the Marshall-to-Wallace-to-Marshall trickery, then Marshall raced 37 yards up the middle for a touchdown to tie the game 21-21 with 2:35 left in the half.

SERIES HISTORY >> SOUTH CAROLINA

Series Auburn, 10-1-1
At Auburn Auburn, 4-0
At Columbia Auburn, 3-0
At Neutral Sites Auburn, 2-1-1
at Atlanta, Ga. Auburn, 1-0
at Birmingham, Ala. SC, 1-0-1
at Columbus, Ga. Auburn, 1-0
at Montgomery, Ala. Auburn, 1-0
First Meeting 1930 (Auburn, 25-7)
Most AU points 56 (in 2010 at SECCG)
Most SC points 35 (in 2014)
Combined points 77 in 2014 (AU 42, SC 35)
Current Streak Auburn, W8

Gus Malzahn vs. South Carolina 1-0
Will Muschamp vs. Auburn 0-1

Superlatives vs. South Carolina

RUSHING ATTEMPTS	PASSING COMPLETIONS
41 Michael Dyer, 2011	24 Dameyune Craig, 1997
27 Kenny Irons, 2006	19 Brandon Cox, 2005
25 Cam Newton, 2010	
25 C. Artis-Payne, 2014	
RUSHING YARDS	PASSING YARDS
176 Cam Newton, 2010	335 Cam Newton, 2010
167 C. Artis-Payne, 2014	321 Dameyune Craig, 1997
141 Michael Dyer, 2011	245 Brandon Cox, 2005
117 Kenny Irons, 2006	
102 Ricardo Louis, 2014	
100 Michael Dyer, 2010	
RECEPTIONS	PASSING TOUCHDOWNS
7 Darvin Adams, 2010	4 Cam Newton, 2010
6 Karsten Baiely, 1997	2 Cam Newton, 2010
	2 Dameyune Craig, 1997
RECEIVING YARDS	TEAM BESTS
217 Darvin Adams, 2010	Rushing Attempts...67 (2011)
99 Karsten Bailey, 1997	Rushing Yards.....395 (2014)
65 Tyrone Goodson, 1997	Passing Attempts...39 (1997)
	Passing Completions...24 (1997)
	Passing Yards.....351 (2010)
SEC Champ
	Total Offense.....589 (2010)
SEC Champ
PASSING ATTEMPTS	
39 Dameyune Craig, 1997	
29 Brandon Cox, 2005	

COMPARING AUBURN AND SOUTH CAROLINA

AUBURN TEAM STATISTICS	AU	OPP	SOUTH CAROLINA TEAM STATISTICS	SC	OPP				
Points/PG	21.6	22.6	Points/PG	30.7	25.3				
First Downs	65	68	First Downs	65	54				
Rushing/P/G	129.7	155.3	Rushing/P/G	165.0	96.3				
Passing/P/G	199.0	265.6	Passing/P/G	232.7	234.0				
Total Off./PG	328.7	421.0	Total Off./PG	397.7	330.3				
Time of Possession	27:15	32:45	Time of Possession	34:13	25:47				
INDIVIDUAL LEADERS			INDIVIDUAL LEADERS						
RUSHING Att Net Avg. TD			RUSHING Att Net Avg. TD						
Bigsby	34	192	5.6	0	Harris	56	326	5.8	4
Williams	16	92	5.8	1	Fenwick	17	91	5.4	0
PASSING C-A-I Pct. Yds. TD			PASSING C-A-I Pct. Yds. TD						
Nix	54-95-1	56.8	597	4	Hill	69-110-1	62.7	698	3
RECEIVING Rec. Yds. Avg. TD			RECEIVING Rec. Yds. Avg. TD						
S. Williams	12	216	18.0	2	Smith	26	271	10.4	2
Schwartz	21	197	9.3	1	Muse	11	156	14.2	0
Bigsby	11	84	7.6	0	Fenwick	9	69	7.7	0
DEFENSE U-A-TT TFL Int PBU			DEFENSE U-A-TT TFL Int PBU						
McClain	18-14-32	1.5	0	0	Jones	16-13-29	3.5	0	0
Sherwood	11-14-25	2.0	0	2	Robinson	12-6-18	1.0	0	1
Pappoe	19-4-23	2.0	0	0	Enagbare	8-5-13	3.5	0	0

AUBURN - SOUTH CAROLINA SERIES RESULTS

(Auburn leads 10-1-1)

YEAR	SCORE	SITE	DATE
1930:	AU, 25-7	at Columbus	Nov. 27
1931:	AU, 13-6	at Montgomery	Nov. 26
1932:	T, 20-20	at Birmingham	Dec. 3
1933:	L, 14-16	at Birmingham	Dec. 2
1996:	W, 28-24	at Auburn	Oct. 5
1997:	W, 23-6	at Columbia	Oct. 4
2005:	W, 48-7	at Auburn	Oct. 1
2006:	W, 24-17	at Columbia	Sept. 28
2010:	W, 35-27	at Auburn	Sept. 25
2010	W, 56-17	at Atlanta	Dec. 4
2011	W, 16-13	at Columbia	Dec. 1
2014	W, 42-35	at Auburn	Oct. 25

at Auburn: AU, 4-0

at Columbia: AU, 3-0

at Neutral Sites: AU, 2-1-1

at Columbus, Ga.: AU leads 1-0

at Montgomery, Ala.: AU leads 1-0

at Birmingham, Ala.: SC leads 1-0-1

GAME-BY-GAME STATISTICS

Since 1996

Date	Site	Result	Attend	Rank		AU		Rushing			Passing			Tot Off		SC		Rushing			Passing			TotOff	
				AU	SC	FD	No	Yds	TD	C-A-I	Yds	TD	No	Yds	FD	No	Yds	TD	C-A-I	Yds	TD	No	Yds		
10-05-96	Auburn	W 28-24	84,107	--	--	10	28	71	2	11-18-1	157	1	46	228	21	50	122	1	21-28-0	265	2	78	387		
10-04-97	Columbia	W 23-6	79,411	--	--	18	26	64	1	24-39-1	321	2	65	385	13	31	-3	0	22-39-0	201	0	70	198		
10-01-05	Auburn	W 48-7	87,451	--	--	21	39	123	5	21-34-0	265	1	73	388	7	70	28	0	16-24-0	129	1	52	199		
9-28-06	Columbia	W 24-17	74,374	2	--	16	35	127	2	13-19-0	180	1	54	307	24	34	109	0	21-35-1	240	2	69	349		
9-25-10	Auburn	W 35-27	87,237	17	12	29	57	334	3	16-21-0	158	2	78	492	20	28	79	1	19-29-2	305	3	57	384		
12-04-10	Atlanta	W 56-17	75,802	2	18	28	42	238	3	18-29-0	351	4	71	589	20	30	156	0	20-33-2	193	2	63	349		
10-01-11	Columbia	W 16-13	81,767	--	9	22	67	246	1	12-25-4	112	1	92	358	13	29	129	1	9-23-2	160	1	52	289		
10-25-14	Auburn	W 42-35	87,451	5	--	25	47	395	5	13-15-0	156	1	62	551	30	33	119	0	30-53-3	416	5	86	535		

CAREER STATS VS. SOUTH CAROLINA

PASSING

Player	C-A-I	TD	Yds.	Yds/Gm
NONE				

RUSHING

Player	No.	Yds.	Avg/Carry	TD
NONE				

RECEIVING

Player	No.	Yds.	Avg/Catch	TD
NONE				

PUNT RETURNS

Player	No.	Yds.	Avg/Return	TD
NONE				

KICK RETURNS

Player	No.	Yds.	Avg/Return	TD
NONE				

DEFENSIVE

Player	UA	A	Total	Misc.
NONE				

PUNTING

Player	No.	Yds.	Avg/Punt	Long
NONE				

KICKING

Player	PAT	FGA-FGM	Long FG	Total Points
NONE				

KENTUCKY (1-2, 1-2 SEC)

Sept 26	@Auburn (SECN)	L, 13-29
Oct 3	OLE MISS (SECN)	L, 41-42 (OT)
Oct 10	MISS ST (SECN)	W, 24-2
Oct 17	@Tennessee (SECN)	1100a
Oct 24	GEORGIA	TBA
Oct 31	@Missouri (SECN)	1100a
Nov 14	VANDERBILT	TBA
Nov 21	@Alabama	TBA
Nov 28	@Florida	TBA
Dec 5	SOUTH CAROLINA	TBA

GEORGIA (3-0, 3-0 SEC)

Sept 26	@Arkansas (SECN)	W, 37-10
Oct 3	AUBURN (ESPN)	W, 27-6
Oct 10	TENNESSEE (CBS)	W, 44-21
Oct 17	@Alabama (CBS)	700p
Oct 24	@Kentucky	TBA
Nov 7	vs Florida (Jacksonville/CBS)	230p
Nov 14	@Missouri	TBA
Nov 21	MISS ST	TBA
Nov 28	@South Carolina	TBA
Dec 5	VANDERBILT	TBA

ARKANSAS (1-2, 1-2 SEC)

Sept 26	GEORGIA (SECN)	L, 10-37
Oct 3	@Miss St (SECNA)	W, 21-14
Oct 10	@Auburn (SECN)	L, 28-30
Oct 17	OLE MISS (ESPN2)	230p
Oct 31	@Texas A&M (SECN)	630p
Nov 7	TENNESSEE (ESPN/SECN)	630p
Nov 14	@Florida	TBA
Nov 21	LSU	TBA
Nov 28	@Missouri	TBA
Dec 5	ALABAMA	TBA

SOUTH CAROLINA (1-2, 1-2 SEC)

Sept 26	TENNESSEE (SECN)	L, 27-31
Oct 3	@Florida (ESPN)	L, 24-38
Oct 10	@Vanderbilt (SECN)	W, 41-7
Oct 17	AUBURN (ESPN)	1100a
Oct 24	@LSU	TBA
Nov 7	TEXAS A&M (ESPN/SECN)	630p
Nov 14	@Ole Miss	TBA
Nov 21	MISSOURI	TBA
Nov 28	GEORGIA	TBA
Dec 5	@Kentucky	TBA

OLE MISS (1-2, 1-2 SEC)

Sept 26	FLORIDA (ESPN)	L, 35-51
Oct 3	@Kentucky (SECN)	W, 42-41 (OT)
Oct 10	ALABAMA (ESPN)	L, 48-63
Oct 17	@Arkansas (ESPN2)	230p
Oct 24	AUBURN	TBA
Oct 31	@Vanderbilt (SECN)	300p
Nov 14	SOUTH CAROLINA	TBA
Nov 21	@Texas A&M	TBA
Nov 28	MISSISSIPPI STATE	TBA
Dec 5	@LSU	TBA

LSU (1-2, 1-2 SEC)

Sept 26	MISS ST (CBS)	L, 34-44
Oct 3	@Vanderbilt (SECN)	W, 41-7
Oct 10	MISSOURI (ESPN)	L, 41-45
Oct 17	@Florida (ESPN)	230p
Oct 24	SOUTH CAROLINA	TBA
Oct 31	@Auburn (CBS)	230p
Nov 14	ALABAMA (CBS)	500p
Nov 21	@Arkansas	TBA
Nov 28	@Texas A&M	TBA
Dec 5	OLE MISS	TBA

MISSISSIPPI STATE (1-2, 1-2 SEC)

Sept 26	@LSU (CBS)	W, 44-34
Oct 3	ARKANSAS (SECNA)	L, 14-21
Oct 10	@Kentucky (SECN)	L, 2-24
Oct 17	TEXAS A&M (SECN)	300p
Oct 31	@Alabama (ESPN)	600p
Nov 7	VANDERBILT (SECN)	300p
Nov 14	AUBURN	TBA
Nov 21	@Georgia	TBA
Nov 28	@Ole Miss	TBA
Dec 5	MISSOURI	TBA

TENNESSEE (2-1, 2-1 SEC)

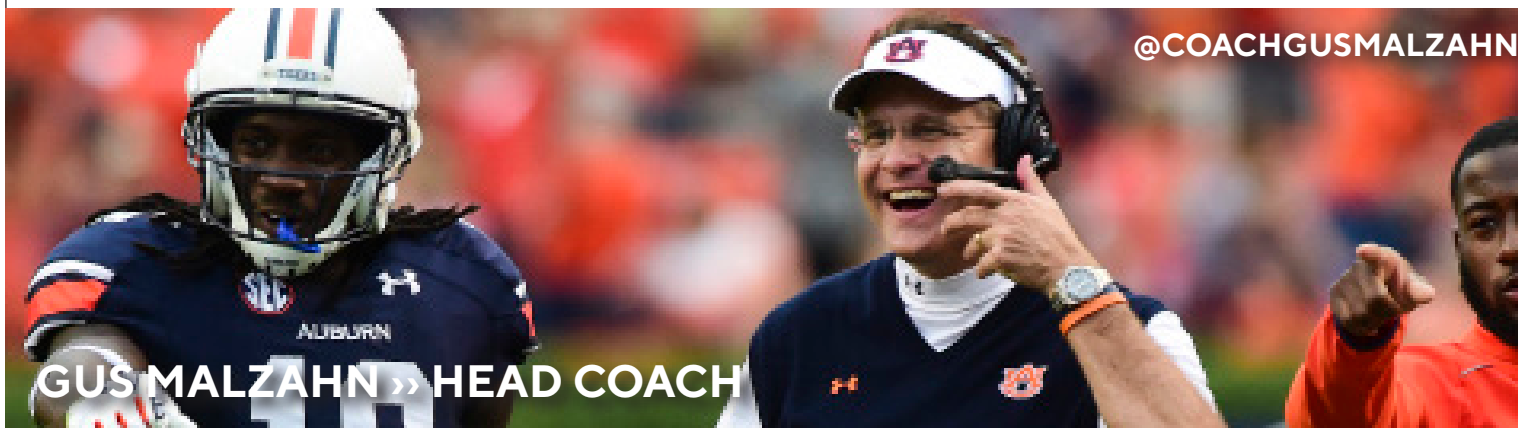
Sept 26	@South Carolina (SECN)	W, 31-27
Oct 3	MISSOURI (SECN)	W, 35-21
Oct 10	@Georgia (CBS)	L, 21-44
Oct 17	KENTUCKY	TBA
Oct 24	ALABAMA	TBA
Nov 7	@Arkansas (ESPN/SECN)	630p
Nov 14	TEXAS A&M	TBA
Nov 21	@Auburn	TBA
Nov 28	@Vanderbilt	TBA
Dec 5	FLORIDA	TBA

ALABAMA (3-0, 3-0 SEC)

Sept 26	@Missouri (ESPN)	W, 38-19
Oct 3	TEXAS A&M (CBS)	W, 52-24
Oct 10	@Ole Miss (ESPN)	W, 63-48
Oct 17	GEORGIA (CBS)	700p
Oct 24	@Tennessee	TBA
Oct 31	MISS ST (ESPN)	600p
Nov 14	@LSU (CBS)	500p
Nov 21	KENTUCKY	TBA
Nov 28	AUBURN	TBA
Dec 5	@Arkansas	TBA

TEXAS A&M (2-1, 2-1 SEC)

Sept 26	VANDERBILT (SECNA)	W, 17-12
Oct 3	@Alabama (CBS)	L, 24-52
Oct 10	FLORIDA (ESPN)	W, 41-38
Oct 17	@Miss St (SECN)	300p
Oct 31	ARKANSAS (SECN)	630p
Nov 7	@South Carolina (ESPN/SECN)	630p
Nov 14	@Tennessee	TBA
Nov 21	OLE MISS	TBA
Nov 28	LSU	TBA
Dec 5	@Auburn	TBA



GUS MALZAHN » HEAD COACH

FAST FACTS

» Gus Malzahn has won or played for a conference title in seven of his 13 seasons as a collegiate coach.

» Malzahn had 35 victories in his first four seasons as Auburn head coach, the second-most in Auburn history behind only Terry Bowden.

» His 20-7 record was the second-best start in Auburn history, only behind Terry Bowden, who started 20-1-1 in 1993-94.

» Malzahn's teams have won their conference championships in three of the last nine seasons - with Auburn in 2010 and 2013 and Arkansas State in 2012.

» Now in his eighth season, Malzahn is fifth among Auburn football coaches all-time in total wins.

The leaders (and seasons coached): **176**, Ralph "Shug" Jordan (25); **99**, Pat Dye (12) and Mike Donahue (18); **85**, Tommy Tuberville (10); **64, Gus Malzahn (8)**; **48**, Jack Meagher (9); **47**, Terry Bowden (6); **33**, Gene Chizik (4); **29**, Doug Barfield (5); **22**, Chet Wynne (4).

» Two of the four most productive offenses in SEC history were Malzahn concoctions: Auburn 2013 (7,018) and Auburn 2010 (6,989).

» Since 2000, in the eight seasons Malzahn has been at Auburn, the Tigers have posted 25 50-point games; in the 10 seasons without Malzahn, Auburn recorded just seven 50-point games. The Tigers have recorded three 50-point games in a season four times since Malzahn took over as Auburn head coach (2013, 2016, 2018, 2019).

» Just the third coach in SEC history to win an SEC title in his first year at a school, joining Bernie Moore (LSU, 1935) and John Vaught (Ole Miss, 1947).

» Malzahn is 48-11 (.813) at home as a collegiate head coach (5-1 in 2012 at Arkansas State; 8-0 in 2013, 6-1 in 2014, 3-4 in 2015, 6-2 in 2016, 7-0 in 2017, 5-2 in 2018, 6-1 in 2019 and 2-0 in 2020 at Auburn). He started his Auburn tenure with 13 consecutive home victories.

» In nine seasons at Auburn as an assistant or head coach, Malzahn's teams have had at least one first-team all-SEC selection each year.

» Malzahn's Auburn teams scored at least 20 points in his first 23 games as head coach; his Auburn teams have scored 20 points or more in 78 of 96 games (81%).

» Has produced 16 1,000-yard rushers in 12 years as a college head coach/offensive coordinator, and coached five 1,000-yard receivers and four 3,000-yard passers.

» 2013 national coach of the year awards: Eddie Robinson, Bobby Bowden, Bear Bryant, Home Depot, Associated Press, Liberty Mutual, Sporting News, SB Nation, USSA Amos Alonzo Stagg.

» In 14 seasons as a high school head coach in Arkansas, Malzahn led seven teams to the state championship game and won three titles. In July 2013, he was inducted into the Arkansas High School Sports Hall of Fame.

» Auburn has produced a rusher with 100 or more yards in 56 of 96 games under Malzahn.

ONE-SCORE GAMES

» Malzahn is 24-16 in one-score games as a college head coach (21-15 at Auburn).

1-0 in 2020: W, 30-28 vs. Arkansas

4-3 in 2019: W, 27-21 vs. No. 11 Oregon; W, 28-20 at No. 17 Texas A&M; L, 20-23 at No. 2 LSU; W, 20-14 vs. Ole Miss; L, 14-21 vs. No. 5 Georgia; W, 48-45 vs. No. 5 Alabama; L, 24-31 vs. No. 16 Minnesota

2-2 in 2018: W, 21-16 vs. No. 6 Washington; L, 22-21 vs. No. 12 LSU; L, 30-24 vs. Tennessee; W, 28-24 vs. No. 25 Texas A&M

0-3 in 2017: L, 14-6 at No. 3 Clemson; L, 27-23 at LSU; L, 34-27 vs. No. 10 UCF

2-1 in 2016: L, 19-13 vs. No. 2 Clemson; W, 18-13 vs. No. 18 LSU; W, 23-16 vs. Vanderbilt; L, 13-7 at Georgia

3-4 in 2015: W, 31-25 vs. Louisville; W, 27-20 (OT) vs. Jacksonville State; L, 17-9 vs. Mississippi State; W, 30-27 at Kentucky; L, 54-46 (4OT) at Arkansas; L 27-19 vs. Ole Miss; L 20-13 vs. Georgia

3-2 in 2014: W, 20-14 at No. 20 Kansas State; W, 42-35 vs. South Carolina; W, 35-31 at No. 7 Ole Miss; L, 38-41 vs. Texas A&M; L, 31-34 (OT) vs. No. 14 Wisconsin

6-1 in 2013: W, 31-24 vs. Washington State; W, 24-20 vs. Mississippi State; W, 30-22 vs. No. 24 Ole Miss; W, 45-41 at No. 7 Texas A&M; W, 43-38 vs. No. 25 Georgia; W, 34-28 vs. No. 1 Alabama; L, 31-34 vs. No. 1 Florida State

3-0 at Arkansas State (2012): W, 33-28 vs. Memphis; W, 36-29 vs. South Alabama; W, 41-34 at Troy

YEAR	SCHOOL	REC.	CONF.	NOTES
2012	Arkansas State	9-3	7-1	Sun Belt Champion
2013	Auburn	12-2	7-1	SEC Champs/BCS Champ. Game
2014	Auburn	8-5	4-4	Outback Bowl
2015	Auburn	7-6	2-6	Birmingham Bowl Champion
2016	Auburn	8-5	5-3	Sugar Bowl
2017	Auburn	10-4	7-1	SEC West Champion / Peach Bowl
2018	Auburn	8-5	3-5	Music City Bowl Champion
2019	Auburn	9-4	5-3	Outback Bowl
2020	Auburn	2-1	2-1	
at Auburn	(8 years)	64-32 (.667)	35-24 (.593)	
TOTAL	(9 years)	73-35 (.675)	42-25 (.626)	

MALZAHN FILE

COACHING CAREER

Year	School	Position
2013-20	Auburn	Head Coach
2012	Arkansas State	Head Coach
2009-11	Auburn	Offensive Coordinator/QB
2007-08	Tulsa	Asst. HC/Co-Off. Coordinator
2006	Arkansas	Offensive Coordinator
2001-05	Springdale (Ark.)	Head Coach
1996-00	Shiloh Christian (Ark.)	Head Coach
1992-95	Hughes (Ark.)	Head Coach

CHAMPIONSHIPS

Year	School	Championship
2013	Auburn	SEC
2013	Auburn	SEC West
2012	Arkansas State	Sun Belt
2010	Auburn	BCS
2010	Auburn	SEC
2010	Auburn	SEC West
2008	Tulsa	CUSA West
2007	Tulsa	CUSA West
2006	Arkansas	SEC West

BOWLS COACHED IN

Year	School	Bowl
2020	Auburn	Outback
2018	Auburn	Music City
2018	Auburn	Chick-fil-A Peach
2017	Auburn	Sugar
2015	Auburn	Birmingham
2015	Auburn	Outback
2014	Auburn	BCS National Championship
2011	Auburn	Chick-fil-A
2011	Auburn	BCS National Championship
2010	Auburn	Outback
2009	Tulsa	GMAC
2008	Tulsa	GMAC
2007	Arkansas	Capital One

2012 9-3, 7-1 SUN BELT ARKANSAS STATE

SUN BELT CHAMPIONS

9/1	at Oregon	Eugene, OR	NR/5	34-57	L	56,144
9/8	MEMPHIS	JONESBORO	NR/NR	33-28	W	28,041
9/15	at Nebraska	Lincoln, NE	NR/24	13-42	L	85,290
9/22	ALCORN STATE	JONESBORO	NR/NR	56-0	W	21,559
9/29	* W. KENTUCKY	JONESBORO	NR/NR	13-26	L	25,160
10/4	* at FIU	Miami, FL	NR/NR	34-20	W	13,612
10/13	* SOUTH ALABAMA	JONESBORO	NR/NR	36-29	W	22,143
10/23	* at La.-Lafayette	Lafayette, LA	NR/NR	50-27	W	19,873
11/3	* at North Texas	Denton, TX	NR/NR	37-19	W	17,534
11/8	* ULM	JONESBORO	NR/NR	45-23	W	30,243
11/17	* at Troy	Troy, AL	NR/NR	41-34	W	20,614
12/1	* MIDDLE TENN.	JONESBORO	NR/NR	45-0	W	31,243

Note: Arkansas State accepted a bid to the GoDaddy.com Bowl, but Malzahn did not coach in the game, having already been named Auburn head coach

2013 12-2, 7-1 SEC AUBURN

2nd AP, 2nd USA Today

SEC CHAMPIONS BCS NATIONAL CHAMPIONSHIP RUNNER-UP

8/31	WASHINGTON STATE	AUBURN	NR/NR	31-24	W	85,095
9/7	ARKANSAS STATE	AUBURN	NR/NR	38-9	W	83,246
9/14	* MISSISSIPPI STATE	AUBURN	NR/NR	24-20	W	85,817
9/21	* at LSU	Baton Rouge, LA	NR/6	21-35	L	92,638
10/5	* OLE MISS	AUBURN	NR/24	30-22	W	86,504
10/12	WESTERN CAROLINA(HC)	AUBURN	NR/NR	62-3	W	84,171
10/19	* at Texas A&M	College Station, TX	24/7	45-41	W	87,165
10/26	FLORIDA ATLANTIC	AUBURN	11/NR	45-10	W	85,517
11/2	* at Arkansas	Fayetteville, AR	8/NR	35-17	W	66,835
11/9	* at Tennessee	Knoxville, TN	7/NR	55-23	W	102,455
11/16	* GEORGIA	AUBURN	7/25	43-38	W	87,451
11/30	* ALABAMA	AUBURN	4/1	34-28	W	87,451
SEC CHAMPIONSHIP GAME						
12/7	vs. Missouri	Atlanta, GA	3/5	59-42	W	75,632
VIZIO BCS NATIONAL CHAMPIONSHIP GAME						
1/6	vs. Florida State	Pasadena, CA	2/1	31-34	L	92,542

2014 8-5, 4-4 SEC AUBURN

22nd AP, 23rd USA Today

8/30	* ARKANSAS	AUBURN	5/NR	45-21	W	87,451
9/6	SAN JOSE' STATE	AUBURN	5/NR	59-13	W	87,451
9/18	at Kansas State	Manhattan, KS	5/20	20-14	W	53,046
9/27	LOUISIANA TECH	AUBURN	5/NR	45-17	W	87,451
10/4	* LSU	AUBURN	5/14	41-7	W	87,451
10/11	* at Mississippi State	Starkville, MS	2/3	23-38	L	62,945
10/25	* SOUTH CAROLINA	AUBURN	5/NR	42-35	W	87,451
11/1	* at Ole Miss	Oxford, MS	4/7	35-31	W	62,090
11/8	* TEXAS A&M	AUBURN	3/NR	38-41	L	87,451
11/15	* at Georgia	Athens, GA	9/16	7-34	L	92,746
11/22	SAMFORD	AUBURN	16/NR	31-7	W	87,451
11/29	* at Alabama	Tuscaloosa	15/2	44-55	L	101,821
OUTBACK BOWL						
1/1	vs. Wisconsin [OT]	Tampa, FL	19/17	31-34	L	92,542

2015 7-6, 2-6 SEC AUBURN

9/5	vs. Louisville	Atlanta, GA	6/NR	31-24	W	73,927
9/12	JACKSONVILLE ST [OT]	AUBURN	6/NR	27-20	W	87,451
9/19	* at LSU	Baton Rouge, LA	18/13	21-45	L	102,321
9/26	* MISSISSIPPI STATE	AUBURN	NR/NR	9-17	L	87,451
10/3	SAN JOSE' STATE	AUBURN	NR/NR	35-21	W	87,451
10/15	* at Kentucky	Lexington, KY	NR/NR	30-27	W	63,407
10/24	* at Arkansas [4OT]	Fayetteville, AR	NR/NR	46-54	L	72,008
10/31	* OLE MISS	AUBURN	NR/19	19-27	L	87,451
11/7	* at Texas A&M	College Station, TX	NR/25	26-10	W	104,625
11/14	* GEORGIA	AUBURN	NR/NR	13-20	L	87,451
11/21	IDAHO	AUBURN	NR/NR	56-34	W	87,451
11/28	* ALABAMA	AUBURN	NR/2	13-29	L	87,451
BIRMINGHAM BOWL						
12/30	vs. Memphis	Birmingham, AL	NR/NR	31-10	W	59,430

2016 **8-5, 5-3 SEC**
AUBURN

24th AP, 22nd USA Today

9/3	CLEMSON	AUBURN	NR/2	13-19	L	87,451
9/10	ARKANSAS STATE	AUBURN	NR/NR	51-14	W	86,825
9/17	* TEXAS A&M	AUBURN	NR/17	16-29	L	87,175
9/24	* LSU	AUBURN	NR/18	18-13	W	87,451
10/1	ULM	AUBURN	NR/NR	58-7	W	84,243
10/8	* at Mississippi State	Starkville, MS	NR/NR	38-14	W	60,102
10/22	* ARKANSAS	AUBURN	21/17	56-3	W	87,451
10/29	* at Ole Miss	Oxford, MS	15/NR	40-29	W	65,927
11/5	* VANDERBILT	AUBURN	11/NR	23-16	W	87,451
11/12	* at Georgia	Athens, GA	9/NR	7-13	L	92,746
11/19	ALABAMA A&M	AUBURN	15/NR	55-0	W	87,451
11/26	* at Alabama	Tuscaloosa	13/1	12-30	L	101,821
ALLSTATE SUGAR BOWL						
1/2	vs. Oklahoma	New Orleans, LA	14/7	19-35	L	54,077

2017 **10-4, 7-1 SEC**
AUBURN

10th AP, 12th USA Today,
SEC WEST CHAMPIONS

9/2	GA. SOUTHERN	AUBURN	12/NR	41-7	W	87,451
9/9	at Clemson	Clemson, SC	13/3	6-14	L	81,799
9/16	MERCER	AUBURN	15/NR	24-10	W	87,033
9/23	* at Missouri	Columbia, MO	15/NR	51-14	W	54,574
9/30	* MISSISSIPPI STATE	AUBURN	13/24	49-10	W	86,901
10/7	* OLE MISS	AUBURN	12/NR	44-23	W	86,700
10/14	* at LSU	Baton Rouge, LA	10/NR	23-27	L	101,601
10/21	* at Arkansas	Fayetteville, AR	21/NR	52-20	W	71,961
11/4	* at Texas A&M	College Station, TX	16/NR	42-27	W	100,257
11/11	* GEORGIA	AUBURN	10/2	40-17	W	87,451
11/18	ULM	AUBURN	6/NR	42-14	W	82,133
11/25	* ALABAMA	AUBURN	6/1	26-14	W	87,451
12/2	vs. Georgia	Atlanta, GA	4/6	7-28	L	76,534
CHICK-FIL-A PEACH BOWL						
1/1	vs. UCF	Atlanta, GA	7/10	27-34	L	71,109

2018 **8-5, 3-5 SEC**
AUBURN

9/1	vs. Washington	Atlanta, GA	9/6	21-16	W	70,103
9/8	ALABAMA ST.	AUBURN	7/NR	63-9	W	84,806
9/12	* LSU	AUBURN	7/12	21-22	L	86,787
9/22	* ARKANSAS	AUBURN	9/NR	34-3	W	84,188
9/29	SOUTHERN MISS	AUBURN	10/NR	24-13	W	83,792
10/6	* at Mississippi State	Starkville, MS	8/NR	9-23	L	60,635
10/13	* TENNESSEE	AUBURN	21/NR	24-30	L	84,589
10/20	* at Ole Miss	Oxford, MS	NR/NR	31-16	W	56,885
11/3	* TEXAS A&M	AUBURN	NR/25	28-24	W	85,945
11/10	* at Georgia	Athens, GA	NR/5	10-27	L	92,746
11/17	LIBERTY	AUBURN	NR/NR	53-0	W	81,129
11/24	* at Alabama	Tuscaloosa, AL	NR/1	21-52	L	101,821
MUSIC CITY BOWL						
12/28	vs. Purdue	Nashville, TN	NR/NR	63-14	W	59,024

2019 **9-4, 5-3 SEC**
AUBURN

14th AP, 14th USA Today

8/31	vs. Oregon	Arlington, Texas	16/11	27-21	W	60,662
9/7	TULANE	AUBURN	10/NR	24-6	W	85,317
9/14	KENT STATE	AUBURN	8/NR	55-16	W	84,542
9/21	* at Texas A&M	College State, Texas	8/17	28-20	W	101,681
9/28	* MISSISSIPPI STATE	AUBURN	7/NR	56-23	W	87,451
10/5	* at Florida	Gainesville, Fla.	7/10	13-24	L	90,584
10/19	* at Arkansas	Fayetteville, Ark.	11/NR	51-10	W	54,619
10/26	* at LSU	Baton Rouge, La.	9/2	20-23	L	102,160
11/2	* OLE MISS	AUBURN	11/NR	20-14	W	87,451
11/16	* GEORGIA	AUBURN	13/5	14-21	L	87,451
11/23	SAMFORD	AUBURN	16/NR	52-0	W	80,692
11/30	* ALABAMA	AUBURN	16/5	48-45	W	87,451
OUTBACK BOWL						
1/1	vs. Minnesota	Tampa, Fla.	9/16	24-31	L	45,652

2020 **2-1, 2-1 SEC**
AUBURN

9/26	* KENTUCKY	AUBURN	8/23	29-13	W	17,490
10/3	* at Georgia	Athens, Ga.	7/4	6-27	L	20,524
10/10	* ARKANSAS	AUBURN	13/NR	30-28	W	17,490

Note: Middle column denotes Auburn/Opponent AP ranking at time of game ... attendance listed in far right column

MALZAHN VS. ALL OPPONENTS

Alabama.....	3-4
Alabama A&M.....	1-0
Alabama State.....	1-0
Alcorn State.....	1-0
Arkansas.....	7-1
Arkansas State.....	2-0
Clemson.....	0-2
Florida.....	0-1
Florida Atlantic.....	1-0
Florida International.....	1-0
Florida State.....	0-1
Georgia.....	2-7
Georgia Southern.....	1-0
Idaho.....	1-0
Jacksonville State.....	1-0
Kansas State.....	1-0
Kent State.....	1-0
Kentucky.....	2-0
Liberty.....	1-0
LSU.....	2-5
Louisiana-Lafayette.....	1-0
ULM.....	3-0
Louisiana Tech.....	1-0
Louisville.....	1-0
Memphis.....	2-0
Mercer.....	1-0
Middle Tennessee State.....	1-0
Minnesota.....	0-1
Ole Miss.....	6-1
Mississippi State.....	4-3
Missouri.....	2-0
Nebraska.....	0-1
North Texas.....	1-0
Oklahoma.....	0-1
Oregon.....	1-1
Purdue.....	1-0
Samford.....	2-0
San Jose' State.....	2-0
South Alabama.....	1-0
South Carolina.....	1-0
Southern Miss.....	1-0
Tennessee.....	1-1
Texas A&M.....	5-2
Troy.....	1-0
Tulane.....	1-0
UCF.....	0-1
Vanderbilt.....	1-0
Washington.....	1-0
Washington State.....	1-0
Western Carolina.....	1-0
Western Kentucky.....	0-1
Wisconsin.....	0-1
TOTALS.....	73-35

MISC. UNDER MALZAHN

Longest Scoring Drive

BY PLAYS: 16 - vs. Liberty, 11-17-18;
at Arkansas, 10-24-15;
vs. #25 Georgia, 11-16-13

BY TIME: 8:35 - at Miss. St., 10-8-16

BY YARDS: 99 - vs. Miss. St., 9-30-17; at #3
Miss. St., 10-11-14

Most Plays: 90 at #2 Alabama, 11-29-14

Most Plays Against: 91 by #19 Ole Miss,
10-31-15

TEAM SUPERLATIVES UNDER MALZAHN

Most Points

1.	63 vs. Purdue [MUSIC CITY]	12-28-18
	63 vs. Alabama State	9-8-18
3.	62 vs. Western Carolina	10-12-13
4.	59 vs. #5 Missouri [SECCG]	12-7-13
	59 vs. San Jose State	9-6-14

Fewest Points Allowed

1.	0 vs. Samford	11-23-19
	0 vs. Liberty	11-17-18
	0 vs. Alabama A&M	11-19-16
4.	3 vs. #17 Arkansas	10-22-16
	3 vs. Arkansas	9-22-18
	3 vs. Western Carolina	10-12-13

Most First Downs

1.	36 vs. ULM	10-1-16
2.	32 vs. Arkansas State	9-10-16
	32 vs. Kent State	9-14-19
4.	31 vs. Texas A&M	11-8-14
5.	30 vs. Western Carolina	10-12-13
	30 vs. #5 Missouri [SECCG]	12-7-13

Fewest First Downs Allowed

1.	6 vs. Western Carolina	10-12-13
2.	7 vs. Liberty	11-17-18
3.	8 vs. Georgia Southern	9-2-17
4.	9 vs. Alabama A&M	11-19-16
5.	10 vs. Alabama State	9-8-18
	10 vs. Florida Atlantic	10-26-13
[SEC]	13 vs. Arkansas	9-22-18
	13 vs. #14 LSU	10-4-14

Most Rushing Attempts

1.	74 vs. #5 Missouri [SECCG]	12-7-13
2.	66 vs. ULM	10-1-16
3.	62 vs. Arkansas State	9-10-16
	62 vs. Kent State	9-14-19
5.	61 vs. Liberty	11-17-18

Fewest Rushing Attempts, Opponent

1.	21 at #17 Texas A&M	9-21-19
	21 vs. Southern Miss	9-29-18
	21 vs. Mississippi State	9-26-15
4.	23 vs. Washington State	8-31-13
5.	24 vs. Alabama A&M	11-19-16

Most Rushing Yards

1.	545 vs. #5 Missouri [SECCG]	12-7-13
2.	543 vs. #17 Arkansas	10-22-16
3.	511 vs. Western Carolina	10-12-13
4.	467 vs. Kent State	9-14-19
5.	462 vs. Arkansas State	9-10-16

Fewest Rushing Yards Allowed

1.	25 vs. #17 Arkansas	10-22-16
2.	27 vs. Alabama A&M	11-19-16
3.	40 at #20 Kansas State	9-18-14
4.	45 vs. Southern Miss	9-29-18
5.	46 vs. #2 Georgia	11-11-17

Most Passes Attempted

1.	50 vs. #5 Georgia	11-16-19
2.	46 vs. Tennessee	10-13-18
3.	44 vs. Ole Miss	11-2-19
4.	43 at #2 Alabama	11-29-14
	43 vs. #10 UCF [PEACH]	1-1-18

Most Passes Completed

1.	32 vs. Mercer	9-16-17
2.	30 vs. Ole Miss	11-2-19
	30 vs. #5 Georgia	11-16-19
4.	28 vs. Tennessee	10-13-18
	28 vs. #10 UCF [PEACH]	1-1-18

Fewest Passes Attempted, Opponent

1.	9 vs. Georgia Southern	9-2-17
2.	17 at Mississippi St.	10-6-18
	17 vs. Western Carolina	10-12-13
	17 at #13 LSU	9-19-15
	17 vs. Georgia	11-14-15

Fewest Passes Completed, Opponent

1.	4 vs. Georgia Southern	9-2-17
2.	6 vs. Western Carolina	10-12-13
3.	8 vs. #14 LSU	10-4-14
4.	9 at Mississippi St.	10-6-18
5.	9 vs. Liberty	11-17-18

Most Passing Yards

1.	456 at #2 Alabama	11-29-14
2.	378 vs. Purdue [MUSIC CITY]	12-28-18
3.	364 vs. Mercer	9-16-17
4.	361 vs. Mississippi State	9-28-19
5.	340 vs. Ole Miss	11-2-19

Fewest Passing Yards Allowed

1.	8 vs. Georgia Southern	9-2-17
2.	63 vs. Samford	11-23-19
3.	69 at Mississippi St.	10-6-18
4.	74 at #13 LSU	9-19-15
5.	79 vs. Liberty	11-17-18

Most Total Offense

1.	712 vs. Western Carolina	10-12-13
2.	706 vs. Arkansas State	9-10-16
3.	688 vs. ULM	10-1-16
4.	677 vs. #5 Missouri [SECCG]	12-7-13
5.	633 vs. Kent State	9-14-19

Fewest Total Yards Allowed

1.	78 vs. Georgia Southern	9-2-17
2.	114 vs. Samford	11-23-19
3.	130 vs. Alabama A&M	11-19-16
4.	134 vs. Liberty	11-17-18
5.	173 vs. Western Carolina	10-12-13
[SEC]	215 vs. #17 Arkansas	10-22-16

Punting Average (Min. of 4)

1.	65.0 vs. Ole Miss	11-2-19
2.	50.0 at #13 LSU	9-19-15
3.	49.2 vs. Oklahoma [SUGAR]	1-2-17
4.	48.2 vs. #25 Texas A&M	11-3-18
5.	48.0 vs. Mississippi State	9-14-13

Most Time of Possession

1.	39:13 vs. Liberty	11-17-18
2.	36:10 vs. Mississippi State	9-26-15
3.	36:03 vs. Ole Miss	11-2-19
4.	36:02 vs. #1 Alabama	11-25-17
5.	35:44 at Texas A&M	11-4-17

MALZAHN ERA RECORDS

	2020All-Time	
Jordan-Hare Stadium.....	2-0.....	43-10
Away.....	0-1.....	15-16
Neutral.....	0-0.....	6-6
SEC (reg. season only).....	2-1.....	35-24
West.....	1-0.....	27-16
East.....	1-1.....	8-8
Non-Conference.....	0-0.....	29-8
Overtime Games.....	0-0.....	1-2
Day Games.....	2-0.....	34-20
Night Games.....	0-1.....	30-12
August.....	0-0.....	3-0
September.....	1-0.....	22-7
October.....	1-1.....	17-9
November.....	0-0.....	19-10
December/January.....	0-0.....	3-6
AU scores first.....	1-0.....	47-15
Opponent scores first.....	1-1.....	17-17
Leading at half.....	2-0.....	52-8
Trailing at half.....	0-1.....	9-22
Tied at half.....	0-0.....	3-2
Leading after 3rd.....	2-0.....	56-4
Trailing after 3rd.....	0-1.....	6-25
Tied after 3rd.....	0-0.....	2-3
Scoring less than 20 pts.....	0-1.....	1-17
Scoring 20+ pts.....	2-0.....	63-15
Scoring 30+ pts.....	1-0.....	48-5
Allowing less than 20 pts.....	1-0.....	39-4
Allowing 20+ pts.....	1-1.....	25-28
Allowing 30+ pts.....	0-0.....	7-15
Rushing for <100 yds.....	1-1.....	4-9
Rushing for 100+ yds.....	1-0.....	60-23
Rushing for 200+ yds.....	1-0.....	47-8
Passing for 200+ yds.....	1-0.....	36-12
Passing for 300+ yds.....	0-0.....	5-4
Totaling less than 300 yds.....	0-1.....	3-15
300+ yds of total offense.....	2-0.....	61-17
400+ yds of total offense.....	1-0.....	46-10
500+ yds of total offense.....	0-0.....	26-2
Allowing <100 yds rushing.....	0-0.....	20-3
Allowing <300 yds total offense.....	0-0.....	22-3
Allowing 300+ yds total offense.....	2-1.....	42-29
Have a 100-yd rusher.....	1-0.....	44-12
Opp. have a 100-yd rusher.....	0-0.....	12-18
AU out-rushes opp.....	1-0.....	56-10
AU is out-rushed.....	1-1.....	7-22
Rushing yards tied.....	0-0.....	1-0
AU out-passes opp.....	0-0.....	30-8
AU is out-passed.....	2-1.....	34-24
vs. AP Top 5.....	0-1.....	5-12
vs. AP Top 10.....	0-1.....	8-17
vs. AP Top 25.....	1-1.....	20-24

INDIVIDUAL SUPERLATIVES UNDER MALZAHN

Rushing Attempts			
1.	46	Tre Mason vs. #5 Missouri [SEC]	12-7-13
2.	39	Kamryn Pettway at Miss. St.	10-8-16
3.	37	Peyton Barber at Arkansas	10-24-15
4.	34	Kamryn Pettway vs. Mercer	9-16-17
5.	34	Tre Mason vs. #1 Florida St. [BCS]	1-6-14
Net Rushing Yards			
1.	304	Tre Mason vs. #5 Missouri [SEC]	12-7-13
2.	236	Kamryn Pettway at Ole Miss	10-29-16
3.	221	C. Artis-Payne vs. Texas A&M	11-8-14
4.	214	Nick Marshall at Tennessee	11-9-13
5.	204	Kerryon Johnson vs. Ole Miss	10-7-17
Rushing TDs			
1.	5	Kerryon Johnson at Missouri	9-23-17
	5	Peyton Barber vs. San Jose St.	10-3-15
3.	4	Peyton Barber at Arkansas	10-24-15
	4	Tre Mason vs. #5 Missouri	12-7-13
	4	Tre Mason at Arkansas	11-2-13
Pass Attempts			
1.	50	Bo Nix vs. #5 Georgia	11-16-19
2.	45	Jarrett Stidham vs. Tennessee	10-13-18
3.	44	Bo Nix vs. Ole Miss	11-2-19
4.	43	Jarrett Stidham vs. #10 UCF [Peach]	1-1-18
	43	Nick Marshall at #2 Alabama	11-29-14
Pass Completions			
1.	32	Jarrett Stidham vs. Mercer	9-16-17
2.	30	Bo Nix vs. Ole Miss	11-2-19
	30	Bo Nix vs. #5 Georgia	11-16-19
4.	28	Jarrett Stidham vs. Tennessee	10-13-18
	28	Jarrett Stidham vs. #10 UCF [Peach]	1-1-18
Net Passing Yards			
1.	456	Nick Marshall at #2 Alabama	11-29-14
2.	373	Jarrett Stidham v Purdue [MusicCity]	12-28-18
3.	364	Jarrett Stidham vs. Mercer	9-16-17
4.	340	Bo Nix vs. Ole Miss	11-2-19
5.	339	Nick Marshall vs. Mississippi St.	9-14-13
Passing TDs			
1.	5	Jarrett Stidham v Purdue [MusicCity]	12-28-18
2.	4	Jeremy Johnson vs. W. Caro.	10-12-13
3.	3	Bo Nix vs. #23 Kentucky	9-26-20
	3	Bo Nix at Arkansas	10-19-19
	3	Jarrett Stidham vs. #2 Georgia	11-11-17
	3	Jarrett Stidham at Texas A&M	11-4-17
	3	Sean White vs. Arkansas St.	9-10-16
	3	Nick Marshall at #2 Alabama	11-29-14
	3	Nick Marshall vs. La. Tech	9-27-14
Receptions			
1.	13	Ryan Davis at #5 Georgia	11-10-18
	13	Seth Williams vs. #5 Georgia	11-16-19
3.	11	Ryan Davis vs. #1 Alabama	11-25-17
4.	10	Ricardo Louis vs. Jacksonville St.	9-12-15
	10	Anthony Schwartz vs. Arkansas	10-10-20
Receiving Yards			
1.	206	Sammie Coates at #2 Alabama	11-29-14
2.	161	Seth Williams vs. Mississippi State	9-28-19
3.	160	Darius Slayton v Purdue [MusicCity]	12-28-18
4.	154	Ricardo Louis at Kentucky	10-15-15
5.	154	D'haquille Williams vs. Arkansas	8-30-14
Receiving TDs			
1.	3	Darius Slayton v Purdue [MusicCity]	12-28-18
2.	2	Seth Williams vs. #23 Kentucky	9-26-20
	2	Zach Farrar vs. Samford	11-23-19
	2	Seth Williams at Arkansas	10-19-19
	2	Seth Williams vs. Mississippi State	9-28-19
	2	Seth Williams vs. #25 Texas A&M	11-3-18
	2	Tony Stevens vs. Arkansas St.	9-10-16
	2	Sammie Coates at #2 Alabama	11-29-14
	2	D'haquille Williams at #3 Miss. St.	10-11-14
	2	Quan Bray vs. La. Tech	9-27-14
	2	Sammie Coates vs. FAU	10-26-13
Punts			
1.	10	Arryn Siposs at #2 LSU	10-26-19
2.	8	Arryn Siposs at #17 Texas A&M	9-21-19
	8	Arryn Siposs vs. #25 Texas A&M	11-3-18
	8	Arryn Siposs vs. Southern Miss	9-29-18
	8	Ian Shannon at #3 Clemson	9-9-17
	8	Kevin Phillips at Georgia	11-12-16

Punts Inside The 20			
1.	5	Steven Clark vs. #1 Florida St. [BCS]	1-6-14
2.	4	Kevin Phillips at Georgia	11-12-16
3.	3	done 11 times	
Punt Returns			
1.	6	Marcus Davis vs. Memphis [B'Ham]	12-30-15
2.	5	Quan Bray at #6 LSU	9-21-13
	5	Christian Tutt vs. #11 Oregon	8-31-19
4.	4	Stephen Roberts vs. Mercer	9-16-17
	4	Chris Davis vs. Florida Atlantic	10-26-16
Punt Return Yards			
1.	127	Chris Davis at Tennessee	11-9-13
2.	98	Quan Bray vs. La. Tech	9-27-14
3.	94	Marcus Davis vs. Memphis	12-30-15
4.	84	Ryan Davis vs. Arkansas	9-22-18
5.	71	Chris Davis vs. Florida Atlantic	10-26-13
Kickoff Returns			
1.	6	Noah Igbinoghene vs. #10 UCF [Peach]	11-1-18
2.	4	Tank Bigsby vs. Arkansas	10-10-20
	4	Tank Bigsby at #4 Georgia	10-3-20
	4	Kerryon Johnson at Kentucky	10-15-15
5.	3	done 15 times	
Kickoff Return Yards			
1.	174	Noah Igbinoghene vs. #10 UCF [Peach]	11-1-18
2.	141	Tre Mason vs. Washington St.	8-31-13
3.	111	Kerryon Johnson at Kentucky	10-15-15
4.	106	Noah Igbinoghene vs. #16 Minnesota [Outback]	1-1-20
	106	Tank Bigsby vs. Arkansas	10-10-20
FG Attempts			
1.	6	Daniel Carlson vs. #18 LSU	9-24-16
2.	5	Anders Carlson vs. #6 Wash.	9-1-18
	5	Daniel Carlson at #1 Alabama	11-26-16
	5	Daniel Carlson at #2 Alabama	11-29-14
	5	Anders Carlson vs. Ole Miss	11-2-19
6.	4	done 13 times	
FG Made			
1.	6	Daniel Carlson vs. #18 LSU	9-24-16
2.	5	Daniel Carlson at #2 Alabama	11-29-14
3.	4	Anders Carlson vs. #5 Alabama	11-30-19
	4	Daniel Carlson vs. #2 Georgia	11-11-17
	4	Daniel Carlson at #1 Alabama	11-26-16
	4	Daniel Carlson at Ole Miss	10-29-16
	4	Daniel Carlson at #25 Texas AM	11-7-15
	4	Daniel Carlson vs. #19 Ole Miss	10-31-15
Tackles			
1.	15	Jeremiah Dinson at Mississippi St	10-6-18
	15	Jeremiah Dinson at #2 LSU	10-26-19
3.	14	Jamien Sherwood at #4 Georgia	10-3-20
	14	Johnathan Ford vs. #19 Ole Miss	10-31-15
	14	Johnathan Ford at Kentucky	10-15-15
	14	Johnathan Ford vs. San Jose St.	10-3-15
	14	Kris Frost vs. South Carolina	10-25-14
Tackles For Loss			
1.	4.0	Deshaun Davis vs. #12 LSU	9-15-18
	4.0	Deshaun Davis at #1 Alabama	11-26-16
3.	3.5	Derrick Brown vs. #5 Alabama	11-30-19
	3.5	Dontavius Russell vs. ULM	11-18-17
	3.5	Carl Lawson vs. #24 Ole Miss	10-5-13
6.	3.0	done 7 times	
Interceptions			
1.	2	Daniel Thomas vs. Alabama St.	9-8-18
	2	Daniel Thomas at #1 Alabama	11-26-16
	2	J. Whitehead vs. #17 Wisconsin [Outback]	1-1-15
	2	Jonathan Jones vs. S. Carolina	10-25-14
	2	Jonathan Jones at #3 Miss. St.	10-11-14
	2	Robenson Therezie vs. Wash. St.	8-31-13
Interception Yards			
1.	100	Zakoby McClain vs. #5 Alabama	11-30-19
2.	78	R. Therezie vs. #24 Ole Miss	10-5-13
3.	57	Javaris Davis vs. Arkansas	9-22-18
	57	Christian Tutt vs. Ole Miss	11-2-19
5.	48	Johnathan Ford vs. Idaho	11-21-15



Pat Dye Field at Jordan-Hare Stadium, the nation's 12th-largest on-campus stadium with a capacity of 87,451, is in its 81st year as home to the Auburn Tigers.

On football Saturdays in Auburn, Jordan-Hare Stadium becomes Alabama's sixth-largest city. More than 75,000 season tickets have been sold to Auburn home games in each of the last 24 years.

The stadium is named for Ralph "Shug" Jordan, Auburn's all-time winningest football coach, and Clifford Leroy Hare, a member of Auburn's first football team, president of the old Southern Conference and long-time chairman of Auburn's Faculty Athletic Committee.

Legendary coach Pat Dye has also had his name forever attached to Jordan-Hare Stadium, as the turf officially became known as Pat Dye Field at Jordan-Hare Stadium prior to the 2005 Iron Bowl. Dye, who served as coach and athletics director at Auburn (1981-92) and was inducted into the College Football Hall of Fame (2005), led Auburn to a 99-39-4 record and four SEC titles in his 12 seasons on the Plains.

What is now Jordan-Hare Stadium was dedicated November 30, 1939, at the Auburn-Florida game. Babe McGehee, who passed away in 2005, scored the first touchdown in what was then called "Auburn Stadium," by catching a pass from Dick McGowen. McGowen, who later coached at Auburn under Jordan, kicked the extra point and Auburn tied Florida, 7-7.

That first stadium held 7,500 seats and consisted of what is now the bottom part of the lower west stands. When the stadium was renamed "Cliff Hare Stadium" in 1949, 14,000 seats—the present lower east stands—had been added, raising capacity to 21,500.

Jordan became head coach in 1951 and the stadium underwent three major expansions in 15 years. More than 40,000 seats, virtually half of the stadium's present capacity, were added while Jordan was the coach.

Cliff Hare Stadium became Jordan-Hare Stadium in 1973. It was the first stadium in the country to be named for an active coach.

Overall, Auburn has played 423 games in Jordan-Hare Stadium, winning 332, losing 84 and tying seven for a winning percentage of .793 against some of the best teams in college football.

JHS QUICK FACTS

ATTENDANCE AVERAGE

1993.....	81,062
1994.....	81,287
1995.....	81,181
1996.....	82,468
1997.....	83,545
1998.....	81,105
1999.....	80,905
2000.....	82,435
2001.....	85,448
2002.....	82,943
2003.....	85,203
2004.....	83,085
2005.....	84,161
2006.....	85,063
2007.....	84,689
2008.....	86,915
2009.....	84,614
2010.....	86,087
2011.....	85,792
2012.....	82,646
2013.....	85,656
2014.....	87,451
2015.....	87,451
2016.....	86,937
2017.....	86,446
2018.....	84,462
2019.....	85,765
2020.....	17,490*

ALL-TIME WINNING PERCENTAGE BY STADIUM

Year	Record	Winning Pct.
1. Alabama: Bryant-Denny Stadium (1929)	273-54-3	.831
2. Boise State: Albertsons Stadium (1970)	271-56	.829
3. Georgia Southern: Paulson Stadium (1984)	198-41	.828
4. Marshall: Joan C. Edwards Stadium (1991)	167-35	.827
5. Oklahoma: Oklahoma Memorial (1923)	404-87-15	.813
6. Penn State: Beaver Stadium (1960)	297-74	.801
7. Auburn: Jordan-Hare Stadium (1939)	332-84-7	.793
8. Ohio State: Ohio Stadium (1922)	450-112-20	.790
9. Tennessee: Neyland Stadium (1921)	473-134-17	.771
10. App. St.: Kidd Brewer Stadium (1962)	254-76-5	.766

*Jordan-Hare capacity in 2020 is 20% because of pandemic.

LARGEST ON-CAMPUS STADIUMS

1. Michigan Stadium (Michigan).....	107,601
2. Beaver Stadium (Penn State).....	106,572
3. Ohio Stadium (Ohio State).....	104,944
4. Kyle Field (Texas A&M).....	102,733
5. Neyland Stadium (Tennessee).....	102,455
6. Tiger Stadium (LSU).....	102,321
7. Bryant-Denny Stadium (Alabama).....	101,821
8. Darrell K. Royal-Texas Memorial Stadium (Texas).....	100,119
9. Sanford Stadium (Georgia).....	92,746
10. Ben Hill Griffin Stadium (Florida).....	88,548
11. Jordan-Hare Stadium (Auburn).....	87,451
12. Oklahoma Memorial Stadium (Oklahoma).....	86,112
13. Nebraska Memorial Stadium (Nebraska).....	85,458
14. Clemson Memorial Stadium (Clemson).....	81,500
15. Notre Dame Stadium (Notre Dam).....	80,795

RECORDS UPDATE

CAREER RECORDS UPDATE

Receiving Yardage

Player	Seasons	Rec	Yards
1. Terry Beasley	1969-71	141	2507
2. Tyrone Goodson	1993-97	136	2283
3. Karsten Bailey	1995-98	150	2174
4. Courtney Taylor	2003-06	153	2098
5. Emory Blake	2009-12	128	2022
6. Frank Sanders	1991-94	121	1998
7. Darvin Adams	2008-10	115	1978
8. Freddy Weygand	1984-88	99	1946
9. Lawyer Tillman	1985-88	93	1808
10. Sammie Coates	2012-14	82	1757
11. Darius Slayton	2016-18	79	1605
11. Rodgeriquus Smith	2004-08	114	1598
12. Seth Williams	2018-	97	1580
13. Byron Franklin	1977-80	74	1573
14. Ryan Davis	2015-18	178	1555
15. Ronney Daniels	1999-00	90	1446

Yards Per Reception (min. 40 receptions)

Player	Seasons	Rec	Yards	Yds/Rec
1. Alexander Wright	1986-89	56	1320	23.57
2. Sammie Coates	2012-14	82	1757	21.43
3. Byron Franklin	1977-80	74	1573	21.26
4. Darius Slayton	2016-18	79	1605	20.32
5. Freddy Weygand	1984-88	99	1946	19.66
6. Jimmy Phillips	1955-57	52	1012	19.46
7. Devin Aromashodu	2002-05	71	1333	18.77
8. Terry Beasley	1969-71	141	2507	17.78
9. Darvin Adams	2008-10	115	1978	17.20
10. Erk Russell	1947-49	41	701	17.10
-- Seth Williams	2018-	97	1580	16.28

Touchdown Receptions

Player	Seasons	Rec	TD
1. Terry Beasley	1969-71	141	29
2. Ben Obomanu	2002-05	97	18
3. Darvin Adams	2008-10	115	17
Karsten Bailey	1995-98	150	17
5. Emory Blake	2009-12	128	16
6. Seth Williams	2018-	97	15
Frank Sanders	1991-94	121	15
Byron Franklin	1977-80	74	15
9. Philip Lutzenkirchen	2009-12	59	14
Lawyer Tillman	1985-88	93	14
11. Sammie Coates	2012-14	82	13

Receptions

Player	Seasons	Yards	Avg	Rec
1. Ryan Davis	2015-18	1555	8.74	178
2. Courtney Taylor	2003-06	2098	13.71	153
3. Karsten Bailey	1995-98	2174	14.49	150
4. Terry Beasley	1969-71	2507	17.78	141
5. Tyrone Goodson	1993-97	2283	16.79	136
6. Emory Blake	2009-12	2022	15.80	128
7. Frank Sanders	1991-94	1998	16.51	121
8. Darvin Adams	2008-10	1978	17.20	115
9. Rodgeriquus Smith	2004-08	1598	14.02	114
10. Greg Taylor	1987-90	1217	11.93	102
11. Freddy Weygand	1984-88	1946	19.66	99
12. Ricardo Louis	2012-15	1338	13.65	98
13. Ben Obomanu	2002-05	1313	13.54	97
Seth Williams	2018-	1580	16.28	97
15. Thomas Bailey	1991-94	1243	13.37	93
Lawyer Tillman	1985-88	1808	19.44	93
Quan Bray	2011-14	853	9.17	93

Scoring

Player	Seasons	TD	FG	PAT	Pts
1. Daniel Carlson	2014-17	1	92	198	480
2. Wes Byrum	2007-10	0	60	183	363
3. John Vaughn	2003-06	0	50	162	312
4. Carnell Williams	2001-04	46	0	0	276
5. Bo Jackson	1982-85	45	0	*2	274
6. Damon Duval	1999-02	1	45	125	266
7. Cody Parkey	2010-13	0	39	136	253
8. Al Del Greco	1980-83	0	42	110	236
9. Win Lyle	1987-89	0	45	95	230
10. Joe Cribbs	1976-79	35	0	*3	216
11. Tre Mason	2011-13	35	0	0	210
12. Anders Carlson	2018-	0	38	98	212

Most Points Kicking

Player	Seasons	FG	PAT	Pts
1. Daniel Carlson	2014-17	92	198	474
2. Wes Byrum	2007-10	60	183	363
3. John Vaughn	2003-06	50	162	312
4. Damon Duval	1999-02	45	125	260
5. Cody Parkey	2010-13	39	136	253
6. Al Del Greco	1980-83	42	110	236
7. Win Lyle	1987-89	45	95	230
8. Anders Carlson	2018-	38	98	212
9. Jorge Portela	1977-79	38	74	188
10. John Riley	1967-69	31	80	173

Field Goals Made

Player	Seasons	Pct	FGA	FGM
1. Daniel Carlson	2014-17	.807	114	92
2. Wes Byrum	2007-10	.750	80	60
3. John Vaughn	2003-06	.725	69	50
4. Damon Duval	1999-02	.608	74	45
Win Lyle	1987-89	.763	59	45
6. Al Del Greco	1980-83	.609	69	42
7. Cody Parkey	2010-13	.745	53	39
8. Jorge Portela	1977-79	.613	62	38
Anders Carlson	2018-	.673	52	38
10. Scott Etheridge	1992-93	.791	43	34

PATs Made

Player	Seasons	Pct	Att	Made
1. Daniel Carlson	2014-17	1.000	198	198
2. Wes Byrum	2007-10	.984	186	183
3. John Vaughn	2003-06	.994	163	162
4. Cody Parkey	2010-13	.986	138	136
5. Damon Duval	1999-02	1.000	125	125
6. Al Del Greco	1980-83	.991	111	110
7. Gardner Jett	1970-72	.942	104	98
Anders Carlson	2018-	.989	96	98
9. Win Lyle	1987-89	.990	96	95
10. Matt Hawkins	1994-95	.932	88	82

SINGLE GAME RECORDS UPDATE

ALL-PURPOSE YARDS

Player	Date	Yards	Rush	Rec.	Return
1. Tre Mason	12-7-13	312	304	8	--
2. Curtis Kuykendall	11-24-44	307	307	--	--
3. James Brooks	10-11-80	292	210	2	80
4. Bo Jackson	9-7-85	290	290	--	--
5. James Brooks	9-1-78	274	226	9	39
6. Tank Bigsby	10-10-20	268	146	16	106
7. Alexander Wright	9-9-89	263	--	--	263
8. Bo Jackson	12-3-83	256	256	256	--
9. Carnell Williams	11-22-03	254	204	--	50
10. Joe Cribbs	11-18-78	250	250	--	--

RECORD	OVERALL	HOME	AWAY	NEUTRAL
ALL GAMES	2-1	2-0	0-1	0-0
CONFERENCE	2-1	2-0	0-1	0-0
NON-CONFERENCE	0-0	0-0	0-0	0-0

DATE	OPPONENT	W/L	SCORE	ATTEND
9/26/20	#23 KENTUCKY	W	29-13	17,490
10/3/20	at #4 Georgia	L	27-6	20,524
10/10/20	ARKANSAS	W	30-28	17,490

TEAM STATISTICS	AU	OPP
SCORING	65	68
Points Per Game	21.7	22.7
Points Off Turnovers	7	0
FIRST DOWNS	55	68
Rushing	23	28
Passing	28	37
Penalty	4	3
RUSHING YARDAGE	389	466
Yards gained rushing	455	525
Yards lost rushing	66	59
Rushing Attempts	93	127
Average Per Rush	4.2	3.7
Average Per Game	129.7	155.3
TDs Rushing	2	3
PASSING YARDAGE	597	797
Comp-Att-Int	55-96-1	63-96-1
Average Per Pass	6.2	8.3
Average Per Catch	10.9	12.7
Average Per Game	199.0	265.7
TDs Passing	4	6
TOTAL OFFENSE	986	1263
Total Plays	189	223
Average Per Play	5.2	5.7
Average Per Game	328.7	421.0
KICK RETURNS: #-Yards	10-242	4-110
PUNT RETURNS: #-Yards	4-34	3-12
INT RETURNS: #-Yards	1-30	1-13
KICK RETURN AVERAGE	24.2	27.5
PUNT RETURN AVERAGE	8.5	4.0
INT RETURN AVERAGE	30.0	13.0
FUMBLES-LOST	4-0	2-2
PENALTIES-Yards	21-153	18-125
Average Per Game	51.0	41.7
PUNTS-Yards	15-596	12-527
Average Per Punt	39.7	43.9
Net punt average	38.9	37.8
KICKOFFS-Yards	15-953	15-944
Average Per Kick	63.5	62.9
Net kick average	42.9	41.8
TIME OF POSSESSION/Game	27:15	32:45
3RD-DOWN Conversions	16/40	27/48
3rd-Down Pct	40%	56%
4TH-DOWN Conversions	1/3	1/3
4th-Down Pct	33%	33%
SACKS BY-Yards	6-35	7-36
MISC YARDS	0	0
TOUCHDOWNS SCORED	7	9
FIELD GOALS-ATTEMPTS	5-6	3-4
ON-SIDE KICKS	0-0	0-0
RED-ZONE SCORES	(8-10) 80%	(9-11) 82%
RED-ZONE TOUCHDOWNS	(5-10) 50%	(6-11) 55%
PAT-ATTEMPTS	(6-6) 100%	(5-6) 83%
ATTENDANCE	34980	20524
Games/Avg Per Game	2/17490	1/20524
Neutral Site Games		0/0

SCORE BY QUARTERS	1st	2nd	3rd	4th	Total
Auburn	18	13	10	24	65
Opponents	17	26	15	10	68

RUSHING	GP	Att	Gain	Loss	Net	Avg	TD	Long	Avg/G
Tank Bigsby	3	34	200	8	192	5.6	0	26	64.0
D.J. Williams	3	16	93	1	92	5.8	1	41	30.7
Bo Nix	3	26	110	38	72	2.8	1	17	24.0
Shaun Shivers	1	6	29	0	29	4.8	0	11	29.0
J.J. Pegues	3	4	16	0	16	4.0	0	11	5.3
Eli Stove	2	1	7	0	7	7.0	0	7	3.5
Anthony Schwartz	3	2	0	4	-4	-2.0	0	0	-1.3
TEAM	3	4	0	15	-15	-3.8	0	0	-5.0
Total	3	93	455	66	389	4.2	2	41	129.7
Opponents	3	127	525	59	466	3.7	3	35	155.3

PASSING	G	Effic	Cmp-Att-Int	Pct	Yds	TD	Lng	Avg/G
Bo Nix	3	121.42	54-95-1	56.8	597	4	32	199.0
J.J. Pegues	3	100.00	1-1-0	100.0	0	0	0	0.0
Total	3	121.20	55-96-1	57.3	597	4	32	199.0
Opponents	3	153.90	63-96-1	65.6	797	6	49	265.7

RECEIVING	G	No.	Yds	Avg	TD	Long	Avg/G
Anthony Schwartz	3	21	197	9.4	1	25	65.7
Seth Williams	3	12	216	18.0	2	32	72.0
Tank Bigsby	3	11	84	7.6	0	19	28.0
Eli Stove	2	4	55	13.8	1	21	27.5
D.J. Williams	3	3	4	1.3	0	7	1.3
Kobe Hudson	3	1	18	18.0	0	18	6.0
Ze'Vian Capers	2	1	17	17.0	0	17	8.5
J.J. Pegues	3	1	4	4.0	0	4	1.3
John Samuel Shenker	3	1	2	2.0	0	2	0.7
Total	3	55	597	10.9	4	32	199.0
Opponents	3	63	797	12.7	6	49	265.7

PUNT RETURNS	No.	Yds	Avg	TD	Long
Christian Tutt	3	30	10.0	0	12
Jordyn Peters	1	4	4.0	0	0
Barton Lester	0	0	0.0	1	0
Total	4	34	8.5	1	12
Opponents	3	12	4.0	0	6

INTERCEPTIONS	No.	Yds	Avg	TD	Long
Roger McCreary	1	30	30.0	0	30
Total	1	30	30.0	0	30
Opponents	1	13	13.0	0	13

KICK RETURNS	No.	Yds	Avg	TD	Long
Tank Bigsby	9	208	23.1	0	35
Shaun Shivers	1	34	34.0	0	34
Total	10	242	24.2	0	35
Opponents	4	110	27.5	0	38

FUMBLE RETURNS	No.	Yds	Avg	TD	Long
Jamien Sherwood	1	7	7.0	0	7
Total	1	7	7.0	0	7
Opponents	0	0	0.0	0	0

SCORING.....	TD	FGs	PATs					Saf	Points
			Kick	Rush	Rcv	Pass	DXP		
Anders Carlson.....	0	5-6	6-6	0-0	0	0-0	0	0	21
Seth Williams.....	2	0-0	0-0	0-0	0	0-0	0	0	12
Barton Lester.....	1	0-0	0-0	0-0	0	0-0	0	0	6
Eli Stove.....	1	0-0	0-0	0-0	0	0-0	0	0	6
Bo Nix.....	1	0-0	0-0	0-0	0	0-0	0	0	6
D.J. Williams.....	1	0-0	0-0	0-0	0	0-0	0	0	6
Anthony Schwartz.....	1	0-0	0-0	0-0	0	0-0	0	0	6
John Samuel Shenker..	0	0-0	0-0	0-0	1	0-0	0	0	2
Grant Loy.....	0	0-0	0-0	0-0	0	1-1	0	0	0
Total.....	7	5-6	6-6	0-0	1	1-1	0	0	65
Opponents.....	9	3-4	5-6	0-0	0	0-3	0	0	68

TOTAL OFFENSE	G	Plays	Rush	Pass	Total	Avg/G
Bo Nix.....	3	121	72	597	669	223.0
Tank Bigsby.....	3	34	192	0	192	64.0
D.J. Williams.....	3	16	92	0	92	30.7
Shaun Shivers.....	1	6	29	0	29	29.0
J.J. Pegues.....	3	5	16	0	16	5.3
Eli Stove.....	2	1	7	0	7	3.5
Anthony Schwartz.....	3	2	-4	0	-4	-1.3
TEAM.....	3	4	-15	0	-15	-5.0
Total.....	3	189	389	597	986	328.7
Opponents.....	3	223	466	797	1263	421.0

FIELD GOALS..	FGM-FGA	Pct	01-19	20-29	30-39	40-49	50-99	Lg	Blk
Anders Carlson.....	5-6	83.3	0-0	2-2	1-2	2-2	0-0	47	0

FG SEQUENCE (made)	Auburn	Opponents
Kentucky	-	-
Georgia	(20),(45)	(21),(25),43
Arkansas	(47),(25),34,(39)	(23)

PUNTING.....	No.	Yds	Avg	Long	TB	FC	I20	50+	Blkd
Aidan Marshall.....	7	299	42.7	50	0	2	4	1	0
Oscar Chapman.....	5	200	40.0	45	0	2	2	0	0
Bo Nix.....	3	97	32.3	39	0	0	2	0	0
Total.....	15	596	39.7	50	0	4	8	1	0
Opponents.....	12	527	43.9	75	2	3	2	4	1

KICKOFFS	No.	Yds	Avg	TB	OB	Retn	Net	YdLn
Anders Carlson.....	15	953	63.5	8	3			
Total.....	15	953	63.5	8	3	110	42.9	22
Opponents.....	15	944	62.9	3	2	242	41.8	23

ALL PURPOSE	G	Rush	Rec	PR	KOR	IR	Tot	Avg/G
Tank Bigsby.....	3	192	84	0	208	0	484	161.3
Seth Williams.....	3	0	216	0	0	0	216	72.0
Anthony Schwartz.....	3	-4	197	0	0	0	193	64.3
D.J. Williams.....	3	92	4	0	0	0	96	32.0
Bo Nix.....	3	72	0	0	0	0	72	24.0
Shaun Shivers.....	1	29	0	0	34	0	63	63.0
Eli Stove.....	2	7	55	0	0	0	62	31.0
Roger McCreary.....	3	0	0	0	0	30	30	10.0
Christian Tutt.....	3	0	0	30	0	0	30	10.0
J.J. Pegues.....	3	16	4	0	0	0	20	6.7
Kobe Hudson.....	3	0	18	0	0	0	18	6.0
Ze'Vian Capers.....	2	0	17	0	0	0	17	8.5
Jordyn Peters.....	3	0	0	4	0	0	4	1.3
John Samuel Shenker....	3	0	2	0	0	0	2	0.7
TEAM.....	3	-15	0	0	0	0	-15	-5.0
Total.....	3	389	597	34	242	30	1292	430.7
Opponents.....	3	466	797	12	110	13	1398	466.0

2020 DEFENSIVE STATISTICS

DEFENSIVE LEADERSGP	-----Tackles-----			TFL/Yds	-Sacks- No-Yards	----Pass Def----		QBH	----Fumbles-----		Blkd Kick	Saf
	Solo	Ast	Total			Int-Yds	BrUp		Rcv-Yds	FF		
9 Zakoby McClain.....3	18	14	32	1.5-15	1.0-15	.	.	2
20 Jamien Sherwood.....3	11	14	25	2.0-9	.	.	2	1	1-7	.	.	.
0 Owen Pappoe.....3	19	4	23	2.0-12	2.0-12	.	.	.	1-0	.	.	.
33 K.J. Britt.....2	9	14	23	1.0-3
21 Smoke Monday.....3	11	7	18	1.0-2	.	.	1
15 Jordyn Peters.....3	8	8	16	1.0-3	.	.	1	.	.	.	1	.
25 Colby Wooden.....3	8	7	15	3.0-4	1.0-1	.	.	1
44 DaQuan Newkirk.....3	5	8	13	2.0-5	1.0-4
23 Roger McCreary.....3	10	1	11	1.0-2	.	1-30	3	.	.	1	.	.
31 Zion Puckett.....3	4	5	9
94 Tyrone Truesdell.....3	4	4	8
14 Nehemiah Pritchett.....3	4	2	6	.	.	.	4
3 Zykeivous Walker.....3	3	3	6	1.0-3	1.0-3	.	.	1
6 Christian Tutt.....3	3	3	6	0.5-2	.	.	1	1
29 Derick Hall.....3	3	1	4	1
36 Jaylin Simpson.....1	3	1	4	1.0-6	.	.	1
99 T.D. Moultry.....3	1	2	3
92 Marquis Burks.....2	2	.	2
1 Anthony Schwartz.....3	1	.	1
14 Grant Loy.....1	1	.	1
60 Bill Taylor.....3	.	1	1
1 Big Kat Bryant.....2	1	.	1
35 Cam Riley.....3	.	1	1
45 Caleb Johnson.....3	1
Total.....3	129	100	229	17-66	6-35	1-30	13	8	2-7	1	1	.
Opponents.....3	108	80	188	14.0-61	7-36	1-13	8	4	.	1	.	.

SPECIAL TEAMS TACKLES

SPECIAL TEAMS	----Tackles----		
	Total	KO	Punt
Smoke Monday.....4	3	1	1
Owen Pappoe.....2	1	1	1
Jordyn Peters.....1	0	1	1
Cam Riley.....1	1	0	0
Bill Taylor.....1	0	1	1
Totals	9	5	4

2020 SCORING DRIVES

Plays	Yards	TOP	Qtr	Scoring Play
KENTUCKY				
7	70	2:07	1	D.J. Williams 1 yd run (Shenker pass from Loy)
9	76	4:19	3	Seth Williams 11 yd pass from Nix (Carlson kick)
5	23	2:13	4	Seth Williams 4 yd pass from Nix (Carlson kick)
2	27	0:50	4	Eli Stove 21 yd pass from Nix (Carlson kick)
Total	23	196	9:29	(4 scoring drives)
Avg.	5.8	49.0	2:22	(Season: 4 scoring drives, 23 plays, 196 yards)

GEORGIA				
11	65	4:40	2	Anders Carlson 20 yd FG
15	54	4:46	3	Anders Carlson 45 yd FG
Total	26	119	9:26	(2 scoring drives)
Avg.	13.0	59.5	4:43	(Season: 6 scoring drives, 46 plays, 315 yards)

ARKANSAS				
5	47	2:34	1	Anders Carlson 47 yd FG
10	80	4:49	2	Bo Nix 15 yd run (Carlson kick)
6	57	1:37	2	Anders Carlson 25 yd FG
9	64	4:12	4	Anthony Schwartz 17 yd pass from Nix (Carlson kick)
7	23	1:59	4	Anders Carlson 39 yd FG
Total	37	271	15:11	(5 scoring drives)
Avg.	7.4	54.2	3:02	(Season: 11 scoring drives, 83 plays, 586 yards)

Average Scoring Drive: Plays: 7.5 • Yards: 53.3 • Time: 3:06

MISCELLANEOUS STATISTICS

Average Time of Possession (by Quarter)

	1	2	3	4	Total
AUBURN	17:38 (5:52)	19:47 (6:35)	27:13 (9:04)	17:07 (5:42)	81:45 (27:15)
Opponents.....	27:22 (9:07)	25:13 (8:24)	17:47 (5:55)	27:53 (9:17)	98:15 (32:45)

Third Down Conversions (by Quarter)

	1	2	3	4	OT	Total
AUBURN	0-7	2-8	9-14	5-11		16-40
Pct.	0.0%	25.0%	64.3%	45.5%	--	40.0%
Opponents	9-16	7-11	5-8	6-13		27-48
Pct.	56.2%	63.6%	62.5%	46.2%	--	56.2%

Third Down Conversions (by Yardage)

	Yards to go	1-3	4-6	7-9	10+	Total
AUBURN	4-10		6-10	2-8	4-12	16-40
Pct.....		40.0%	60.0%	25.0%	33.3%	40.0%
Opponents.....	9-14		7-15	9-11	2-8	27-48
Pct.....		64.3%	46.7%	81.8%	25.0%	63.6%

Red Zone

AU Scores/Times in Red Zone: 8/10 (80.0%)
 AU TDs/Times in Red Zone: 5/10 (50.0%)
 Scores (8): 5 TD, 3 FG
 Non-Scores (2): 1 Downs, 1 FGA
 Opp. Scores/Times in Red Zone: 9/11 (81.8%)
 Opp. TDs/Times in Red Zone: 6/11 (54.5%)
 Scores (9): 6 TD, 3 FG
 Non-Scores (2): 1 Fumble, 1 INT

Turnovers

Takeaways – 3, Giveaways – 1
 Difference – +2
 Points Off TOs – AU 7, Opp. 0
 Points Off TOs/Game – AU 2.3, Opp. 0.0

Kickoffs

Kickoffs – 15 for 953 yards (63.5 avg.)
 Carlson – 15 KO, 8 TB, 3 OB, 4 Ret, 0 FC
 On-side kicks – 0-for-0
 Opp. Returns – 4 for 110 yards (27.5 avg.)

2020 GAME-BY-GAME TEAM STATISTICS

Game	Score	First Downs		Rushing		Passing		Total Off.	Punts	Fum.	Penalties	3rd	Time of
		Tot	Ru-Pa-Pe	No-Yds-TD	C-A-I	Yds	TD	PI-Yds	No-Avg	F-L	No-Yds	Downs	Poss
Auburn (#8)	29	16	4-10-2	30-91-1	16-27-0	233	3	57-324	5-41.0	2-0	7-55	4 of 10	23:31
vs. Kentucky (#23)	13	21	10-10-1	40-145-1	24-38-1	239	1	78-384	4-53.0	2-2	4-40	12 of 19	36:29
Auburn (#7)	6	15	5-8-3	22-39-0	21-40-1	177	0	62-216	5-40.8	1-0	7-46	6 of 15	25:56
at Georgia (#4)	27	25	13-12-0	45-202-2	17-28-0	240	1	73-442	2-51.5	0-0	8-59	9 of 14	34:04
Auburn (#13)	30	24	14-10-0	41-259-1	18-29-0	187	1	72-437	5-37.4	1-0	7-52	6 of 15	32:18
vs. Arkansas	28	22	5-15-2	42-119-0	22-30-0	318	4	70-446	6-35.3	0-0	6-26	6 of 15	27:42
Auburn (#8)													
at South Carolina													
Auburn													
at Ole Miss													
Auburn													
vs. LSU													
Auburn													
at Mississippi State													
Auburn													
vs. Tennessee													
Auburn													
at Alabama													
Auburn													
vs. Texas A&M													

STARTING LINEUPS

OFFENSE	QB	RB	HB/WR/TE	WR	WR	WR/TE	LT	LG	C	RG	RT
KENTUCKY (#23)	Nix	Shivers	Shenker (TE)	S. Williams	Schwartz	Capers (WR)	Jackson	Manning	Brahms	Council	Hamm
at Georgia (#4)	Nix	Bigsby	Jackson (WR)	S. Williams	Schwartz	Stove (WR)	Jackson	Manning	Brahms	Council	Hamm
ARKANSAS	Nix	Bigsby	Pegues (TE)	S. Williams	Schwartz	Deal (TE)	Jackson	Manning	Brahms	Council	Jones
at South Carolina											
at Ole Miss											
LSU											
at Mississippi State											
TENNESSEE											
at Alabama											
TEXAS A&M											
DEFENSE	BUCK	DT	DT	DE	LB	LB	CB	CB	CB	SAF	SAF
KENTUCKY (#23)	Hall	Truesdell	Newkirk	Wooden	Britt	Pappoe	Puckett	McCreary	Simpson	Sherwood	Monday
at Georgia (#4)	Bryant	Truesdell	Newkirk	Wooden	Britt	Pappoe	Tutt	McCreary	Pritchett	Sherwood	Monday
ARKANSAS	Hall	Truesdell	Newkirk	Wooden	McClain	Pappoe	Tutt	McCreary	Pritchett	Sherwood	Monday
at South Carolina											
at Ole Miss											
LSU											
at Mississippi State											
TENNESSEE											
at Alabama											
TEXAS A&M											

2020 GAME-BY-GAME INDIVIDUAL STATISTICS

Passing		Field Goals		Punting		
C-A-Yds-Int, TD	#10 Nix	(Made), Missed	#26 Carlson	No.-Avg, In 20	#41 Marshall	#91 Chapman
KENTUCKY (#23)	16-27-233-0, 3	KENTUCKY (#23)	-	KENTUCKY (#23)	1-42.0, 0	2-43.0, 1
at Georgia (#4)	21-30-177-1, 0	at Georgia (#4)	(20), (45)	at Georgia (#4)	2-45.0, 1	3-38.0, 1
ARKANSAS	17-28-187-0, 1	ARKANSAS	(47), (25), 34, (39)	ARKANSAS	4-41.8, 3	DNP
at South Carolina		at South Carolina		at South Carolina		
at Ole Miss		at Ole Miss		at Ole Miss		
LSU		LSU		LSU		
at Mississippi State		at Mississippi State		at Mississippi State		
TENNESSEE		TENNESSEE		TENNESSEE		
at Alabama		at Alabama		at Alabama		
TEXAS A&M		TEXAS A&M		TEXAS A&M		

Numbers in parentheses = made

Rushing

No.-Yds, TD	#1 Schwartz	#3 Williams	#4 Bigsby	#8 Shivers	#10 Nix	#12 Stove	#28 Richards
KENTUCKY (#23)	0-0, 0	8-21, 1	6-15, 0	6-29, 0	5-34, 0	1-7, 0	DNP
at Georgia (#4)	1-(-4), 0	0-0, 0	8-31, 0	DNP	11-8, 0	0-0, 0	DNP
ARKANSAS	1-0, 0	8-71, 0	20-146, 0	DNP	10-30, 1	DNP	DNP
at South Carolina							
at Ole Miss							
LSU							
at Mississippi State							
TENNESSEE							
at Alabama							
TEXAS A&M							

Receiving

No.-Yds, TD	#1 Schwartz	#3 D. Williams	#4 Bigsby	#8 Shivers	#11 Jackson	#12 Stove	#18 S. Williams
KENTUCKY (#23)	3-40, 0	1-7, 0	0-0, 0	0-0, 0	DNP	4-55, 1	6-112, 2
at Georgia (#4)	8-57, 0	1-(-4), 0	7-68, 0	DNP	0-0, 0	0-0, 0	3-34, 0
ARKANSAS	10-100, 1	1-1, 0	4-16, 0	DNP	0-0, 0	DNP	3-70, 0
at South Carolina							
at Ole Miss							
LSU							
at Mississippi State							
TENNESSEE							
at Alabama							
TEXAS A&M							

No.-Yds, TD	#25 Newton	#47 Shenker	#80 Capers	#86 Deal
KENTUCKY (#23)	0-0, 0	1-2, 0	1-17, 0	0-0, 0
at Georgia (#4)	DNP	0-0, 0	0-0, 0	0-0, 0
ARKANSAS	0-0, 0	0-0, 0	DNP	0-0, 0
at South Carolina				
at Ole Miss				
LSU				
at Mississippi State				
TENNESSEE				
at Alabama				
TEXAS A&M				

2020 GAME-BY-GAME INDIVIDUAL STATISTICS

Defensive Linemen

Solo+Ast=Total	#1 Bryant	#3 Walker	#25 Wooden	#29 Hall	#44 Newkirk	#45 Johnson	#94 Truesdell	#99 Moultry
KENTUCKY (#23)	1+0=1	0+2=2	2+1=3	1+1=2	4+2=6	0+0=0	2+1=3	0+1=1
at Georgia (#4)	0+0=0	0+0=0	1+5=6	0+0=0	0+5=5	0+0=0	2+2=4	0+1=1
ARKANSAS	DNP	3+1=4	5+1=6	2+0=2	1+1=2	0+0=0	0+1=1	1+0=1
at South Carolina								
at Ole Miss								
LSU								
at Mississippi State								
TENNESSEE								
at Alabama								
TEXAS A&M								

Linebackers

Solo+Ast=Total	#0 Pappoe	#9 McClain	#33 Britt	#35 Riley
KENTUCKY (#23)	7+1=8	5+3=8	5+6=11	0+1=1
at Georgia (#4)	3+2=5	6+5=11	4+8=12	0+0=0
ARKANSAS	9+1=10	7+6=13	DNP	0+0=0
at South Carolina				
at Ole Miss				
LSU				
at Mississippi State				
TENNESSEE				
at Alabama				
TEXAS A&M				

Defensive Backs

Solo+Ast=Total	#6 Tutt	#13 Tennison	#14 Pritchett	#15 Peters	#20 Sherwood	#21 Monday	#23 McCreary	#31 Puckett
KENTUCKY (#23)	2+1=3	0+0=0	2+0=2	2+0=2	2+1=3	7+3=10	3+1=4	0+2=2
at Georgia (#4)	0+1=1	0+0=0	1+1=2	5+8=13	4+10=14	1+2=3	2+0=2	2+1=3
ARKANSAS	1+1=2	0+0=0	2+1=3	1+0=1	5+3=8	3+2=5	5+0=5	2+2=4
at South Carolina								
at Ole Miss								
LSU								
at Mississippi State								
TENNESSEE								
at Alabama								
TEXAS A&M								

Solo+Ast=Total #36 Simpson

KENTUCKY (#23)	3+1=4
at Georgia (#4)	DNP
ARKANSAS	DNP
at South Carolina	
at Ole Miss	
LSU	
at Mississippi State	
TENNESSEE	
at Alabama	
TEXAS A&M	

2020 SUPERLATIVES

Auburn Team Superlatives

Rushes.....	41	vs Arkansas (Oct 10, 2020)
Yards Rushing.....	259	vs Arkansas (Oct 10, 2020)
Yards Per Rush.....	6.3	vs Arkansas (Oct 10, 2020)
TD Rushes.....	1	vs Kentucky (Sep 26, 2020)
.....		vs Arkansas (Oct 10, 2020)
Pass attempts.....	40	at Georgia (Oct 3, 2020)
Pass completions.....	21	at Georgia (Oct 3, 2020)
Yards Passing.....	233	vs Kentucky (Sep 26, 2020)
Yards Per Pass.....	8.6	vs Kentucky (Sep 26, 2020)
TD Passes.....	3	vs Kentucky (Sep 26, 2020)
Total Plays.....	70	vs Arkansas (Oct 10, 2020)
Total Offense.....	446	vs Arkansas (Oct 10, 2020)
Yards Per Play.....	6.4	vs Arkansas (Oct 10, 2020)
Points.....	30	vs Arkansas (Oct 10, 2020)
Sacks By.....	3	vs Arkansas (Oct 10, 2020)
First Downs.....	24	vs Arkansas (Oct 10, 2020)
Penalties.....	7	vs Kentucky (Sep 26, 2020)
.....		at Georgia (Oct 3, 2020)
.....		vs Arkansas (Oct 10, 2020)
Penalty Yards.....	55	vs Kentucky (Sep 26, 2020)
Turnovers.....	1	at Georgia (Oct 3, 2020)
Interceptions By.....	1	vs Kentucky (Sep 26, 2020)
Punts.....	5	vs Kentucky (Sep 26, 2020)
.....		at Georgia (Oct 3, 2020)
.....		vs Arkansas (Oct 10, 2020)
Punting Avg.....	41.0	vs Kentucky (Sep 26, 2020)
Long Punt.....	50	at Georgia (Oct 3, 2020)
Punts inside 20.....	3	vs Kentucky (Sep 26, 2020)
.....		vs Arkansas (Oct 10, 2020)
Long Punt Return.....	12	vs Arkansas (Oct 10, 2020)

Auburn Individual Superlatives

Rushes.....	20	Tank Bigsby vs Arkansas (Oct 10, 2020)
Yards Rushing.....	146	Tank Bigsby vs Arkansas (Oct 10, 2020)
TD Rushes.....	1	D.J. Williams vs Kentucky (Sep 26, 2020)
.....		Bo Nix vs Arkansas (Oct 10, 2020)
Long Rush.....	41	D.J. Williams vs Arkansas (Oct 10, 2020)
Pass attempts.....	40	Bo Nix at Georgia (Oct 3, 2020)
Pass completions.....	21	Bo Nix at Georgia (Oct 3, 2020)
Yards Passing.....	233	Bo Nix vs Kentucky (Sep 26, 2020)
TD Passes.....	3	Bo Nix vs Kentucky (Sep 26, 2020)
Long Pass.....	32	Bo Nix vs Kentucky (Sep 26, 2020)
.....		Bo Nix vs Arkansas (Oct 10, 2020)
Receptions.....	10	Anthony Schwartz vs Arkansas (Oct 10, 2020)
Yards Receiving.....	112	Seth Williams vs Kentucky (Sep 26, 2020)
TD Receptions.....	2	Seth Williams vs Kentucky (Sep 26, 2020)
Long Reception.....	32	Seth Williams vs Kentucky (Sep 26, 2020)
.....		Seth Williams vs Arkansas (Oct 10, 2020)
Field Goals.....	3	Anders Carlson vs Arkansas (Oct 10, 2020)
Long Field Goal.....	47	Anders Carlson vs Arkansas (Oct 10, 2020)
Punts.....	4	Aidan Marshall vs Arkansas (Oct 10, 2020)
Punting Avg.....	45.0	Aidan Marshall at Georgia (Oct 3, 2020)
Long Punt.....	50	Aidan Marshall at Georgia (Oct 3, 2020)
Punts inside 20.....	3	Aidan Marshall vs Arkansas (Oct 10, 2020)
Long Punt Return.....	12	Christian Tutt vs Arkansas (Oct 10, 2020)
Long Kickoff Return.....	35	Tank Bigsby vs Arkansas (Oct 10, 2020)
Tackles.....	14	Jamien Sherwood at Georgia (Oct 3, 2020)
Sacks.....	1.0	Owen Pappoe vs Kentucky (Sep 26, 2020)
.....		DaQuan Newkirk vs Kentucky (Sep 26, 2020)
.....		Zakoby McClain at Georgia (Oct 3, 2020)
.....		Owen Pappoe vs Arkansas (Oct 10, 2020)
.....		Colby Wooden vs Arkansas (Oct 10, 2020)
.....		Zykeivous Walker vs Arkansas (Oct 10, 2020)
Tackles For Loss.....	2.0	DaQuan Newkirk vs Kentucky (Sep 26, 2020)
.....		Colby Wooden vs Arkansas (Oct 10, 2020)
Interceptions.....	1	Roger McCreary vs Kentucky (Sep 26, 2020)

Opponent Team Superlatives

Rushes.....	45	at Georgia (Oct 3, 2020)
Yards Rushing.....	202	at Georgia (Oct 3, 2020)
Yards Per Rush.....	4.5	at Georgia (Oct 3, 2020)
TD Rushes.....	2	at Georgia (Oct 3, 2020)
Pass attempts.....	38	vs Kentucky (Sep 26, 2020)
Pass completions.....	24	vs Kentucky (Sep 26, 2020)
Yards Passing.....	318	vs Arkansas (Oct 10, 2020)
Yards Per Pass.....	10.6	vs Arkansas (Oct 10, 2020)
TD Passes.....	4	vs Arkansas (Oct 10, 2020)
Total Plays.....	78	vs Kentucky (Sep 26, 2020)
Total Offense.....	442	at Georgia (Oct 3, 2020)
Yards Per Play.....	6.1	vs Arkansas (Oct 10, 2020)
Points.....	28	vs Arkansas (Oct 10, 2020)
Sacks By.....	3	at Georgia (Oct 3, 2020)
.....		vs Arkansas (Oct 10, 2020)
First Downs.....	25	at Georgia (Oct 3, 2020)
Penalties.....	8	at Georgia (Oct 3, 2020)
Penalty Yards.....	59	at Georgia (Oct 3, 2020)
Turnovers.....	3	vs Kentucky (Sep 26, 2020)
Interceptions By.....	1	at Georgia (Oct 3, 2020)
Punts.....	6	vs Arkansas (Oct 10, 2020)
Punting Avg.....	53.0	vs Kentucky (Sep 26, 2020)
Long Punt.....	75	vs Kentucky (Sep 26, 2020)
Punts inside 20.....	1	at Georgia (Oct 3, 2020)
.....		vs Arkansas (Oct 10, 2020)
Long Punt Return.....	6	vs Kentucky (Sep 26, 2020)

Opponent Individual Superlatives

Rushes.....	21	Trelon Smith, vs Arkansas (Oct 10, 2020)
Yards Rushing.....	88	Zamir White, at Georgia (Oct 3, 2020)
TD Rushes.....	2	Zamir White, at Georgia (Oct 3, 2020)
Long Rush.....	35	Kavosiey Smoke, vs Kentucky (Sep 26, 2020)
Pass attempts.....	37	Terry Wilson, vs Kentucky (Sep 26, 2020)
Pass completions.....	24	Terry Wilson, vs Kentucky (Sep 26, 2020)
Yards Passing.....	318	Feleipe Franks, vs Arkansas (Oct 10, 2020)
TD Passes.....	4	Feleipe Franks, vs Arkansas (Oct 10, 2020)
Long Pass.....	49	Stetson Bennett, at Georgia (Oct 3, 2020)
Receptions.....	9	Josh Ali, vs Kentucky (Sep 26, 2020)
.....		Kearis Jackson, at Georgia (Oct 3, 2020)
Yards Receiving.....	147	Kearis Jackson, at Georgia (Oct 3, 2020)
TD Receptions.....	2	DeVion Warren, vs Arkansas (Oct 10, 2020)
Long Reception.....	49	Kearis Jackson, at Georgia (Oct 3, 2020)
Field Goals.....	2	Jack Podlesny, at Georgia (Oct 3, 2020)
Long Field Goal.....	25	Jack Podlesny, at Georgia (Oct 3, 2020)
Punts.....	4	Max Duffy, vs Kentucky (Sep 26, 2020)
.....		George Caratan, vs Arkansas (Oct 10, 2020)
Punting Avg.....	53.0	Max Duffy, vs Kentucky (Sep 26, 2020)
Long Punt.....	75	Max Duffy, vs Kentucky (Sep 26, 2020)
Punts inside 20.....	1	Jake Camarda, at Georgia (Oct 3, 2020)
.....		George Caratan, vs Arkansas (Oct 10, 2020)
Long Punt Return.....	6	Josh Ali, vs Kentucky (Sep 26, 2020)
Long Kickoff Return.....	38	Kenny McIntosh, at Georgia (Oct 3, 2020)
Tackles.....	14	Jalen Catalon, vs Arkansas (Oct 10, 2020)
Sacks.....	2.0	Adam Anderson, at Georgia (Oct 3, 2020)
Tackles For Loss.....	3.0	Azeez Ojulari, at Georgia (Oct 3, 2020)
Interceptions.....	1	Mark Webb, at Georgia (Oct 3, 2020)

2020 PLAYS OF 20+ YARDS

Yards	Type	Player(s)	Opponent	Qtr.
41	Rush	D.J. Williams	Arkansas	1
35	KR	Tank Bigsby	Arkansas	3
34	KR	Shaun Shivers	Kentucky	1
33	KR	Tank Bigsby	Arkansas	2
32	Pass	Anthony Schwartz from Bo Nix	Arkansas	4
32	Pass	Seth Williams from Bo Nix	Kentucky	3
30	Pass	Seth Williams from Bo Nix	Arkansas	2
30	INT	Roger McCreary	Kentucky	2
30	KR	Tank Bigsby	Kentucky	1
26	Rush	Tank Bigsby	Arkansas	2
26	Pass	Seth Williams from Bo Nix	Kentucky	1
25	Pass	Anthony Schwartz from Bo Nix	Arkansas	3
25	Pass	Seth Williams from Bo Nix	Kentucky	3
24	KR	Tank Bigsby	Arkansas	3
24	KR	Tank Bigsby	Georgia	2
23	Pass	Anthony Schwartz from Bo Nix	Kentucky	1
21*	Pass	Eli Stove from Bo Nix	Kentucky	4
20	Pass	Seth Williams from Bo Nix	Georgia	3

* Touchdown scored on play

PLAY BREAKDOWN

Total18

BY PLAY

Pass9
 Rush2
 Kickoff Return6
 Punt Return0
 Fumble Return0
 Interception Return1
 Blocked Field Goal Return0

BY GAME

Kentucky8
 Georgia2
 Arkansas8

BY QUARTER

1st5
 2nd5
 3rd6
 4th2

RUSHING

Tank Bigsby1
 D.J. Williams1

PASSING

Bo Nix9

RECEIVING

Seth Williams5
 Anthony Schwartz3
 Eli Stove1

KICKOFF RETURN

Tank Bigsby5
 Shaun Shivers1

PUNT RETURN

--

INTERCEPTION RETURN

Roger McCreary1

FUMBLE RETURN

--

BLOCKED FIELD GOAL RETURN

--

GAME 1 // #8 AUBURN 29, #23 KENTUCKY 13 // SEPTEMBER 26, 2020 // SECN // JORDAN-HARE STADIUM (17,490) // AUBURN, AL

Bo Nix threw three second-half touchdown passes and No. 8 Auburn's defense forced three turnovers to lead the Tigers to a 29-13 season-opening win over No. 23 Kentucky Saturday at Jordan-Hare Stadium.

Nix connected twice with Seth Williams and once with Eli Stove, completing 16 of 27 passes for 233 yards with no turnovers. Nix and Williams teamed up six times for 112 yards and two touchdowns.

Trailing 7-0 after Kentucky scored on its opening drive, Auburn answered with a 7-yard, seven-play drive to take the lead. After D. J. Williams' 1-yard touchdown run, Grant Loy's two-point conversion pass to John Samuel Shenker gave Auburn an 8-7 lead.

Late in the half, Kentucky threatened to take the lead, but Roger McCreary intercepted Terry Wilson's pass in Auburn's end zone, returning 100 yards for a touchdown that was negated by a penalty on the return.

On third-and-goal from the 11, Nix rolled right and threw to Williams, who elevated in the end zone for a touchdown that extended Auburn's lead to 15-7 with 5:42 left in the third quarter.

Wilson threw a touchdown pass to trim Auburn's lead to 15-13, but the Tigers' defense forced an incomplete pass on Kentucky's two-point attempt to preserve the lead late in the third quarter.

Jamien Sherwood recovered a fumble early in the fourth quarter to give Auburn possession at Kentucky's 23-yard line. Four plays later on third-and-goal from the 4, Nix targeted Williams, who outmuscled his defender to record his second touchdown, putting Auburn in front 22-13 with 10:21 left in the game.

Kentucky tried a fake punt, but Jordyn Peters ran down the Wildcats' punter for a 3-yard loss, giving Auburn the ball on UK's 27.

Auburn quickly capitalized two plays later when Nix connected with Eli Stove for a 27-yard touchdown that increased Auburn's lead to 29-13.

McCreary forced a fumble that Owen Pappoe recovered for Auburn's third turnover. Pappoe and DaQuan Newkirk each made sacks among the Tigers' eight tackles for loss. K.J. Britt led Auburn with 11 tackles while Smoke Monday made 10, both career highs.

Auburn University students comprised the majority of the 17,490 in attendance, 20 percent of Jordan-Hare Stadium's pre-pandemic capacity.

Auburn honored former coach Pat Dye, who died on June 1, by wearing helmet decals with Dye's initials and the words "Sixty Minutes," referencing Dye's famous answer when asked at his introductory press conference how long it would take Auburn to beat its in-state rival.

Malzahn paid homage to Dye by wearing the College Football Hall of Fame coach's traditional gameday attire: a white short-sleeve shirt, tie and Auburn hat.

The Tigers make their first road trip next Saturday when they play at Georgia in the Deep South's Oldest Rivalry at 6:30 p.m. CT on ESPN and the Auburn Sports Network.



TEAM STATISTICS

	UK	AU
First Downs	21	16
Rushes-Yards	40-145	30-91
Passing Yards	239	233
Comp-Att-Int	24-38-1	16-27-0
Total Plays-Yards	78-384	57-324
Punts-Avg.	4-53.0	5-41.0
Fumbles-Lost	2-2	2-0
Penalties-Yards	4-40	7-55
3rd Down Conv.	12 of 19	4 of 10
Time of Possession	36:29	23:31

INDIVIDUAL STATISTICS

RUSHING

Kentucky - Smoke 7-62 (TD), Wilson 13-42, Rose 10-31, Rodriguez 9-13, Duffy 1-(-3)
 AUBURN - Nix 5-34, Shivers 6-29, D. Williams 8-22 (TD), Bigsby 6-15, Stove 1-7, TEAM 4-(-15)

PASSING

Kentucky - Wilson 24-37-1-239 (TD), Ali 0-1-0-0
 AUBURN - Nix 16-27-0-233 (3 TD)

RECEIVING

Kentucky - Alu 9-98, Rose 4-37, Harris 4-25, Dailey 2-42, Hayes 2-24 (TD), Smoke 2-10, Rigg 1-3
 AUBURN - S. Williams 6-112 (2 TD), Stove 4-55 (TD), Schwartz 3-40, Capers 1-17, D. Williams 1-7, Shenker 1-2

INTERCEPTIONS

Kentucky - NONE
 AUBURN - McCreary 1-30

	1	2	3	4	OT	FINAL	FIELD GOAL BREAKDOWN
#23 KENTUCKY	7	0	6	0	--	13	--
#8 AUBURN	8	0	7	14	--	29	--

TEAM	QTR.	TIME	SCORING PLAY	DRIVE	SCORE
Kentucky	1	6:44	Kavosiey Smoke 35 yd run (Ruffalo kick)	11-93 (6:23)	0-7
Auburn	1	4:30	D.J. Williams 1 yd run (Shenker pass from Loy)	7-70 (2:07)	8-7
Auburn	3	5:42	Seth Williams 11 yd pass from Nix (Carlson kick)	9-76 (4:19)	15-7
Kentucky	3	1:00	Akeem Hayes 8 yd pass from Wilson (Wilson pass failed)	11-73 (4:34)	15-13
Auburn	4	10:21	Seth Williams 4 yd pass from Nix (Carlson kick)	5-23 (2:13)	22-13
Auburn	4	8:17	Eli Stove 21 yd pass from Nix (Carlson kick)	2-27 (0:50)	29-13

GAME 2 // #4 GEORGIA 27, #7 AUBURN 6 // OCTOBER 3, 200 // CBS // SANFORD STADIUM (20,524) // ATHENS, GA

In a top-10 matchup, No. 4 Georgia beat No. 7 Auburn 27-6 Saturday at Sanford Stadium in the 125th edition of the Deep South's Oldest Rivalry.

Bo Nix completed 21 of 41 passes for 177 yards and true freshman Tank Bigsby accounted for 99 yards of total offense to pace the Tigers.

After Georgia scored a touchdown and kicked a field goal on its first two drives to lead 10-0 after the first quarter, the Bulldogs added a 21-yard touchdown pass and Zamir White's second TD run to lead 24-0 with 6:26 remaining in the first half.

Auburn got on the scoreboard with a 20-yard Anders Carlson field goal to cap a 12-play, 65-yard drive for a 24-3 halftime score.

On the drive, Nix's 19-yard pass to Bigsby was Auburn's longest gain of the half. Making his first start, Bigsby made seven receptions for 68 yards while adding 31 rushing yards on eight carries.

Auburn began the second half with a 15-play drive that led to Carlson's 45-yard field goal, trimming UGA's lead to 24-6. The Tigers converted three third downs on the drive, with Nix hitting Seth Williams for 10 and 20 yards to move the chains twice while Nix rushed for 10 yards on third-and-5.

After Georgia kicked a field goal to lead 27-6, Auburn again drove into UGA territory, with 6-2, 300-pound true freshman tight end J.J. Pegues twice picking up first downs with 2-yard runs out of the Wildcat formation. The drive ended with a fourth-down interception.

Anthony Schwartz had eight receptions for 57 yards.

Jamien Sherwood highlighted Auburn's defensive effort, making a career-high 14 tackles. Sherwood tallied 13 stops in the first half, including a tackle for loss, while breaking up two passes. Jordyn Peters also had a career effort with 13 tackles. K.J. Britt added 12 tackles and Zakoby McClain made 11, both career highs. McClain also recorded a sack.

The Tigers and Bulldogs played in front of 20,524 in Auburn's first road game of the coronavirus pandemic.

Auburn returns to Jordan-Hare Stadium next Saturday vs. Arkansas at 3 p.m. CT on SEC Network.



TEAM STATISTICS

	AU	UGA
First Downs	15	25
Rushes-Yards	22-39	45-202
Passing Yards	177	240
Comp-Att-Int	21-40-1	17-28-0
Total Plays-Yards	62-216	73-442
Punts-Avg.	5-40.8	2-51.5
Fumbles-Lost	1-0	0-0
Penalties-Yards	7-46	8-59
3rd Down Conv.	6 of 15	9 of 14
Time of Possession	25:56	34:04

INDIVIDUAL STATISTICS

RUSHING

AUBURN - Bigsby 8-31, Nix 11-8, Pegues 2-4, Schwartz 1-(-4)
 Georgia - White 19-88 (2 TD), Cook 5-41, Milton 6-30, McIntosh 6-29, Edwards 7-27, Mathis 1-2, Bennett 1-(-15)

PASSING

AUBURN - Nix 21-40-177-1
 Georgia - Bennett 17-28-240-0 (TD)

RECEIVING

AUBURN - Bigsby 7-68, Schwartz 8-57, S. Williams 3-34, Hudson 1-18, Pegues 1-4, D. Williams 1-(-4)
 Georgia - Jackson 9-147, Pickens 2-26 (TD), FitzPatrick 1-18, McIntosh 1-15, Burton 1-14, White 1-10, Robertson 2-10

INTERCEPTIONS

AUBURN - NONE
 Georgia - Webb 1-13

	1	2	3	4	OT	FINAL	FIELD GOAL BREAKDOWN
#7 AUBURN	0	3	3	0	--	6	Carlson (20) (45)
#4 GEORGIA	10	14	3	0	--	27	Podlesny (21) (25) 43 WL

TEAM	QTR.	TIME	SCORING PLAY	DRIVE	SCORE
Georgia	1	9:31	Zamir White 1 yd run (Podlesny kick)	10-43 (2:56)	0-7
Georgia	1	4:00	Jack Podlesny 21 yd FG	11-59 (3:56)	0-10
Georgia	2	11:08	George Pickens 21 yd pass from Bennett (Podlesny kick)	11-84 (5:26)	0-17
Georgia	2	6:26	Zamir White 1 yd run (Podlesny kick)	6-72 (3:27)	0-24
Auburn	2	1:38	Anders Carlson 20 yd FG	11-65 (4:40)	3-24
Auburn	3	10:09	Anders Carlson 45 yd FG	15-54 (4:46)	6-24
Georgia	3	5:51	Jack Podlesny 25 yd FG	10-67 (4:18)	6-27

GAME 3 // #13 AUBURN 30, ARKANSAS 28 // OCTOBER 11, 2020 // ESPN // JORDAN-HARE STADIUM (17,490) // AUBURN, AL

All Anders Carlson needed was a second chance Saturday. The junior kicker missed a 34-yard field goal late in the fourth quarter, but when his teammates picked him up and gave him another opportunity with less than 20 seconds left to win it, he delivered.

Carlson drilled a 39-yard field goal, his third made field goal of the game, to propel No. 13 Auburn to a 30-28 victory over Arkansas on a wet, rainy day in Jordan-Hare Stadium.

It took all three phases for Auburn in the final sequence. Following the missed kick, the defense responded with a three-and-out to give the Tigers the ball back. On offense, it was Tank Bigsby who took over on the final drive. The freshman running back caught a pass for nine yards and then had back-to-back runs for 17 yards to set up the go-ahead kick from Carlson.

Bigsby finished with 146 yards rushing, 16 yards receiving and added 106 yards on kick returns. He ran for 106 yards in the first half, becoming the first Auburn running back to reach 100 yards in the first half of an SEC game since Kerryon Johnson did it against Ole Miss in 2017.

In what was a sloppy start for both sides due to the weather, Auburn scored first with a blocked punt for a touchdown. Senior defensive back Jordyn Peters broke through the right side and blocked the punt while junior linebacker Barton Lester was right there to fall on it in the end zone.

For Peters, it was the fourth punt block in his career. It was Auburn's first blocked punt for a touchdown since 2018 against Alabama State when Peters blocked it and Devan Barrett returned it for six.

The Tigers kept the foot on the gas, adding a field goal late in the first quarter to make it 10-0.

On their opening drive of the second quarter, it was vintage Auburn football as the offense ran the ball 10 straight times and marched 80 yards down the field for a touchdown. Bigsby started the drive with runs of 13 and 17 yards. Fellow running back D.J. Williams picked up 11 yards and then converted a third-and-2 with a 5-yard run. Quarterback Bo Nix capped the drive with a 15-yard touchdown run to extend the lead to 17-0.

As a team, Auburn rushed for 215 yards in the first half.

Arkansas battled back in the second half to cut the lead to two, but the Tigers responded and mounted another impressive touchdown drive. This time it was Nix and wide receiver Anthony Schwartz who took over. The two connected five times for 56 yards on the drive, including a 17-yard touchdown catch from Schwartz on 3rd-and-10 where he weaved through a handful of Razorbacks on his way to the end zone.

Schwartz finished with a team-high 10 receptions and 100 yards receiving, both career highs.

On defense, linebackers Owen Pappoe and Zakoby McClain stepped up for Auburn in the absence of senior leader K.J. Britt. McClain led the team with 13 tackles, a new career high, and Pappoe also set a career high in tackles with 10 while adding a sack as well.

Pappoe's sack was one of seven tackles for loss by the defense. Sophomore Colby Wooden, starting in place of the injured Big Kat Bryant, recorded two tackles for loss, a sack and six total stops.

It was the fifth straight win in the series for Auburn who now leads 18-11 all-time.

The Tigers (2-1) will go back on the road next week to face a South Carolina team who earned their first victory of the season Saturday. The game is scheduled to kick off at 11 a.m. CT and will be televised on ESPN.



TEAM STATISTICS

	AR	AU
First Downs	22	24
Rushes-Yards	42-119	41-259
Passing-Yards	318	187
Comp-Att-Int	22-30-0	18-29-0
Total Plays-Yards	72-437	70-446
Punts-Avg.	6-35.3	5-37.4
Fumbles-Lost	0-0	1-0
Penalties-Yards	6-26	7-52
3rd Down Conv.	6 of 15	6 of 15
Time of Possession	27:42	32:18

INDIVIDUAL STATISTICS

RUSHING

Arkansas - Smith 21-81, Franks 15-28, Spivey 4-11, Hornsby 2-(-1)
 AUBURN - Bigsby 20-146, D. Williams 8-71, Nix 10-30 (TD), Pegues 2-12, Schwartz 1-0

PASSING

Arkansas - Franks 22-30-318-0 (4 TD)
 AUBURN - Nix 17-28-187-0 (TD), Pegues 1-1-0-0

RECEIVING

Arkansas - Warren 5-95 (2 TD), Woods 6-81 (TD), Smith 6-78 (TD), Kern 4-59, Morris 1-6
 AUBURN - Schwartz 10-100 (TD), S. Williams 3-70, Bigsby 4-16, D. Williams 1-1

INTERCEPTIONS

Arkansas - NONE
 AUBURN - NONE

	1	2	3	4	OT	FINAL	FIELD GOAL BREAKDOWN
ARKANSAS	0	12	6	10	--	28	Reed (23)
#13 AUBURN	10	10	0	10	--	30	Carlson (47) (25) 34 WR (39)

TEAM	QTR.	TIME	SCORING PLAY	DRIVE	SCORE
Auburn	1	4:32	Barton Lester 0 yd blocked punt return (Carlson kick)	-	7-0
Auburn	1	0:36	Anders Carlson 47 yd FG	5-47 (2:34)	10-0
Auburn	2	9:22	Bo Nix 15 yd run (Carlson kick)	10-80 (4:49)	17-0
Arkansas	2	6:24	Mike Woods 4 yd pass from Franks (Team kick failed)	8-65 (2:58)	17-6
Arkansas	2	2:15	DeVion Warren 7 yd pass from Franks (Franks pass failed)	13-85 (5:30)	17-12
Auburn	2	0:38	Anders Carlson 25 yd FG	6-57 (1:37)	20-12
Arkansas	3	4:14	Trelon Smith 5 yd pass from Franks (Franks pass failed)	13-85 (5:30)	20-18
Auburn	4	14:51	Anthony Schwartz 17 yd pass from Nix (Carlson kick)	9-64 (4:12)	27-18
Arkansas	4	11:37	AJ Reed 23 yd FG	10-70 (3:14)	27-21
Arkansas	4	5:29	DeVion Warren 30 yd pass from Franks (Reed kick)	10-70 (4:50)	27-28
Auburn	4	0:07	Anders Carlson 39 yd FG	7-23 (1:59)	30-28

LAST TIME...

TEAM

TEAM SCORING

50 Points Scored by Team

By Auburn: #16 Auburn 52, Samford 0, Nov. 23, 2019
By Opponent: #1 Alabama 52, Auburn 21, Nov. 24, 2018

40 Points Scored by Team

By Auburn: #16 Auburn 48, #5 Alabama 45, Nov. 30, 2019
By Opponent: #16 Auburn 48, #5 Alabama 45, Nov. 30, 2019

30 Points Scored by Team

By Auburn: #13 Auburn 30, Arkansas 28, Oct. 10, 2020
By Opponent: #16 Minnesota 31, #9 Auburn 24 [Outback], Jan. 1, 2020

TEAM OFFENSE

35 First Downs

By Auburn: 36 vs. ULM, Oct. 1, 2016
By Opponent: --

30 First Downs

By Auburn: 32 vs. Kent State, Sept. 14, 2019
By Opponent: 30 by #2 LSU, Oct. 26, 2019

TEAM RUSHING

500 Yards Rushing

By Auburn: 543 vs. #17 Arkansas, Oct. 22, 2016
By Opponent: --

400 Yards Rushing

By Auburn: 467 vs. Kent State, Sept. 14, 2019
By Opponent: 411 by LSU, Sept. 19, 2015

300 Yards Rushing

By Auburn: 467 vs. Kent State, Sept. 14, 2019
By Opponent: 303 by #5 Georgia, Nov. 10, 2018

300 Yards Rushing In Consecutive Games

By Auburn: 307 at Ole Miss & 543 vs. #17 Arkansas, Oct. 22 & 29, 2016

70 Rushing Attempts

By Auburn: 74 vs. #5 Missouri [SECCG], Dec. 7, 2013
By Opponent: --

60 Rushing Attempts

By Auburn: 62 vs. Kent State, Sept. 14, 2019
By Opponent: 63 by Mississippi St., Sept. 10, 2011

50 Rushing Attempts

By Auburn: 53 vs. Samford, Nov. 23, 2019
By Opponent: 57 by Mississippi St., Oct. 6, 2018

7+ Rushing TD

By Auburn: 7 vs. #17 Arkansas, Oct. 22, 2016
By Opponent: --

6+ Rushing TD

By Auburn: 6 vs. Mississippi State, Sept. 28, 2019
By Opponent: 6 by #22 Texas A&M, Oct. 27, 2012

5+ Rushing TD

By Auburn: 6 vs. Mississippi State, Sept. 28, 2019
By Opponent: 5 by #13 LSU, Sept. 19, 2015

4+ Rushing TD

By Auburn: 4 vs. Samford, Nov. 23, 2019
By Opponent: 4 by Arkansas, Oct. 24, 2015 [4 OT]

TEAM PASSING

450 Yards Passing

By Auburn: 456 at #2 Alabama, Nov. 29, 2014
By Opponent: 500 by Northwestern, Jan. 1, 2010 [Outback]

400 Yards Passing

By Auburn: 456 at #2 Alabama, Nov. 29, 2014
By Opponent: 465 by Ole Miss, Oct. 29, 2016

350 Yards Passing

By Auburn: 361 vs. Mississippi State, Sept. 28, 2019
By Opponent: 377 by #1 Alabama, Nov. 24, 2018

300 Yards Passing

By Auburn: 340 vs. Ole Miss, Nov. 2, 2019
By Opponent: 318 by Arkansas, Oct. 10, 2020

50+ Passing Attempts

By Auburn: 50 vs. Georgia, Nov. 16, 2019
By Opponent: 51 vs. Ole Miss, Oct. 7, 2017

30+ Pass Completions

By Auburn: 30 vs. Georgia, Nov. 16, 2019
By Opponent: 32 by #2 LSU, Oct. 26, 2019

5+ Passing TD

By Auburn: 5 vs. Purdue, Dec. 28, 2018 [Music City]
By Opponent: 6 by #1 Alabama, Nov. 24, 2018

4+ Passing TD

By Auburn: 4 at Arkansas, Oct. 19, 2019
By Opponent: 4 by Arkansas, Oct. 10, 2020

3+ Passing TD

By Auburn: 3 vs. #23 Kentucky, Sept. 26, 2020
By Opponent: 4 by Arkansas, Oct. 10, 2020

TOTAL OFFENSE

700+ Yards

By Auburn: 706 vs. Arkansas St., Sept. 10, 2016
By Opponent: --

600+ Yards

By Auburn: 633 vs. Kent State, Sept. 14, 2019
By Opponent: 602 by Texas A&M, Oct. 19, 2013

500+ Yards

By Auburn: 544 vs. Samford, Nov. 23, 2019
By Opponent: 515 by #5 Alabama, Nov. 30, 2019

Ran 90+ Plays

By Auburn: 90 vs. Ole Miss, Nov. 2, 2019
By Opponent: 90 by Ole Miss, Oct. 29, 2016

Ran 80+ Plays

By Auburn: 85 vs. Samford, Nov. 23, 2019
By Opponent: 88 by #2 LSU, Oct. 26, 2019

TOTAL DEFENSE

Shutout

By Auburn: 52-0 vs. Samford, Nov. 23, 2019
By Opponent: 49-0 at #2 Alabama, Nov. 24, 2012

Did not allow an offensive touchdown

By Auburn: 52-0 vs. Samford, Nov. 23, 2019
By Opponent: 27-6 at #4 Georgia, Oct. 3, 2020

Held Opponent to 300 Yards Total Offense

By Auburn: 114 vs. Samford, Nov. 23, 2019
By Opponent: 216 at #4 Georgia, Oct. 3, 2020

Held Opponent to 200 Yards Total Offense

By Auburn: 114 vs. Samford, Nov. 23, 2019
By Opponent: 150 by #3 Clemson, Sept. 9, 2017

Held Opponent to 100 Yards Rushing

By Auburn: 91 vs. #23 Kentucky, Sept. 26, 2020
By Opponent: 39 at #4 Georgia, Oct. 3, 2020

Held Opponent to 50 Yards Rushing

By Auburn: 45 vs. Southern Miss, Sept. 29, 2018
By Opponent: 39 at #4 Georgia, Oct. 3, 2020

Held Opponent to 100 Yards Passing

By Auburn: 63 vs. Samford, Nov. 23, 2019
By Opponent: 79 by Clemson, Sept. 9, 2017

Held Opponent to 10 or Fewer First Downs

By Auburn: 7 vs. Liberty, Nov. 17, 2018
By Opponent: 7 by #1 Alabama, Nov. 26, 2016

Recorded 10+ Sacks

By Auburn: 11 vs. #8 Alabama, Nov. 19, 2005
By Opponent: 11 by Clemson, Sept. 9, 2017

3+ Interceptions

By Auburn: 3 vs. Alabama St., Sept. 8, 2018
By Opponent: 3 by #10 Florida, Oct. 5, 2019

Scored a Safety

By Auburn: vs. Liberty (Jordyn Peters), Nov. 17, 2018
By Opponent: by Alabama St. (Ricky Haley), Sept. 8, 2018

LAST TIME...

MISC.

Did Not Commit a Turnover

By Auburn: vs. Arkansas, Oct. 10, 2020
By Opponent: by Arkansas, Oct. 10, 2020

Scored on Offense, Defense & Special Teams

By Auburn: vs. Liberty, Nov. 17, 2018 (5 offense [2 pass, 3 rush], 1 defense [interception return], 2 special teams [INT return, blocked punt for safety])

Scored a 2-Point Conversion

By Auburn: vs. #23 Kentucky [John Samuel Shenker pass from Grant Loy], Sept. 26, 2020
By Opponent: by #6 Georgia [Terry Godwin pass from Jake Fromm], Dec. 2, 2017 [SECCG]

INDIVIDUAL - OFFENSE

RUSHING

200 Yards Rushing

By Auburn: 204 by Kerryon Johnson vs. Ole Miss, Oct. 7, 2017
By Opponent: 271 by Derrick Henry of #2 Alabama, Nov. 28, 2015

150 Yards Rushing

By Auburn: 170 by Ja'Tarvious Whitlow at Ole Miss, Oct. 20, 2018
By Opponent: 186 by D'Andre Swift of #5 Georgia, Nov. 10, 2018

100 Yards Rushing

By Auburn: 146 by Tank Bigsby vs. Arkansas, Oct. 10, 2020
By Opponent: 140 by Mohamed Ibrahim of #16 Minnesota [Outback], Jan. 1, 2020

100 Yards Rushing in the First Half

By Auburn: 106 (11 att.) by Tank Bigsby vs. Arkansas, Oct. 10, 2020

100 Yards Rushing in the First Quarter

By Auburn: 141 (6 att.) by Tre Mason vs. Alabama A&M, Nov. 17, 2012

100 Yards Rushing In Consecutive Games

By Auburn: by Ja'Tarvious Whitlow vs. Alabama St. (122) and #12 LSU (104), 2018

100 Yards Rushing In Three Consecutive Games

By Auburn: by Kerryon Johnson at Texas A&M (145), vs. #1 Georgia (167), vs. ULM (137), vs. #1 Alabama (104), 2017

3 Players with 100 Yards Rushing

By Auburn: 135 by Ja'Tarvious Whitlow, 102 by Joey Gatewood and 102 by Shaun Shivers vs. Kent State, Sept. 14, 2019

2 Players with 100 Yards Rushing

By Auburn: 135 by Ja'Tarvious Whitlow, 102 by Joey Gatewood and 102 by Shaun Shivers vs. Kent State, Sept. 14, 2019
By Opponent: 195 by Nick Fitzgerald & 126 by Kylin Hill of Mississippi St., Oct. 6, 2018

4+ TD

By Auburn: 5 by Kerryon Johnson at Missouri, Sept. 23, 2017
By Opponent: --

3+ TD

By Auburn: 3 by Ja'Tarvious Whitlow vs. Mississippi State, Sept. 28, 2019
By Opponent: 3 by Leonard Fournette of LSU, Sept. 19, 2015

2+ TD

By Auburn: 2 by Ja'Tarvious Whitlow vs. Samford, Nov. 23, 2019
By Opponent: 2 by Zamir White of #4 Georgia, Oct. 3, 2020

Had an 80-Yard Run

By Auburn: 82 by John Franklin III vs. ULM, Oct. 1, 2016
By Opponent: 88 by Lamical Perine of #10 Florida, Oct. 5, 2019

Had a 70-Yard Run

By Auburn: 70 by D.J. Williams at #2 LSU, Oct. 26, 2019
By Opponent: 88 by Lamical Perine of #10 Florida, Oct. 5, 2019

Had a 60-Yard Run

By Auburn: 70 by D.J. Williams at #2 LSU, Oct. 26, 2019
By Opponent: 88 by Lamical Perine of #10 Florida, Oct. 5, 2019

RECEIVING

200 Yards Receiving

By Auburn: 206 by Sammie Coates at #2 Alabama, Nov. 29, 2014
By Opponent: 204 by Tyler Johnson of #16 Minnesota [Outback], Jan. 1, 2020

150 Yards Receiving

By Auburn: 161 by Seth Williams vs. Mississippi State, Sept. 28, 2019
By Opponent: 204 by Tyler Johnson of #16 Minnesota [Outback], Jan. 1, 2020

100 Yards Receiving

By Auburn: 100 by Anthony Schwartz vs. Arkansas, Oct. 10, 2020
By Opponent: 147 by Kearis Jackson of #4 Georgia, Oct. 3, 2020

100 Yards Receiving In Consecutive Games

By Auburn: by Sammie Coates at #7 Texas A&M (104) & vs. Florida Atlantic (113) & at Arkansas (102), 2013

100 Yards Receiving In Three Consecutive Games

By Auburn: by Sammie Coates at #7 Texas A&M (104) & vs. Florida Atlantic (113) & at Arkansas (102), 2013

2 Players with 100 Yards Receiving

By Auburn: 206 by Sammie Coates & 121 by D'haquille Williams at #2 Alabama, Nov. 29, 2014
By Opponent: 161 by Callen Hightower & 118 by Trent Cowan of Idaho, Nov. 21, 2015

4+ TD

By Auburn: 4 by Alexander Wright vs. Pacific, Sept. 9, 1989
By Opponent: 4 by Mike Evans of #7 Texas A&M, Oct. 19, 2013

3+ TD

By Auburn: 3 by Darius Slayton vs. Purdue, Dec. 28, 2018 [Music City]
By Opponent: 3 by Jaylen Waddle of #5 Alabama, Nov. 30, 2019

2+ TD

By Auburn: 2 by Seth Williams vs. #23 Kentucky, Sept. 26, 2020
By Opponent: 2 by DeVion Warren of Arkansas, Oct. 10, 2020

Caught a TD in Consecutive Games

By Auburn: by Sal Cannella vs. #5 Alabama (1) and #16 Minnesota (1) [Outback], 2019

Caught a TD in 3 Consecutive Games

By Auburn: by Seth Williams at #17 Texas A&M (1), vs. Mississippi State (2), at #10 Florida (1) and at Arkansas (2), 2019

Caught a TD in 4 Consecutive Games

By Auburn: by Seth Williams at #17 Texas A&M (1), vs. Mississippi State (2), at #10 Florida (1) and at Arkansas (2), 2019

Caught a TD in 5 Consecutive Games

By Auburn: by Seth Williams at #17 Texas A&M (1), vs. Mississippi State (2), at #10 Florida (1), at Arkansas (2) and at #2 LSU (1), 2019

Caught 15 Passes in a Game

By Auburn: 17 by Willie Goshua at Arkansas, Oct. 28, 1995
By Opponent: --

Caught 10 Passes in a Game

By Auburn: 10 by Anthony Schwartz vs. Arkansas, Oct. 10, 2020
By Opponent: 11 by Rondale Moore of Purdue, Dec. 28, 2018 [Music City]

Caught 7+ Passes in a Game

By Auburn: 10 by Anthony Schwartz vs. Arkansas, Oct. 10, 2020
By Opponent: 9 by Kearis Jackson of #4 Georgia, Oct. 3, 2020

PASSING

400 Yards Passing

By Auburn: 456 by Nick Marshall at #2 Alabama, Nov. 29, 2014
By Opponent: 465 by Chad Kelly of Ole Miss, Oct. 29, 2016

300 Yards Passing

By Auburn: 340 by Bo Nix vs. Ole Miss, Nov. 2, 2019
By Opponent: 318 by Felleipe Franks of Arkansas, Oct. 10, 2020

50+ Pass Attempts

By Auburn: 50 by Bo Nix vs. Georgia, Nov. 16, 2019
By Opponent: 51 by Shea Patterson of Ole Miss, Oct. 7, 2017

40+ Pass Attempts

By Auburn: 40 by Bo Nix at #4 Georgia, Oct. 3, 2020
By Opponent: 42 by Joe Burrow of #2 LSU, Oct. 26, 2019

30+ Pass Completions

By Auburn: 30 by Bo Nix vs. Georgia, Nov. 16, 2019
By Opponent: 32 by Joe Burrow of #2 LSU, Oct. 26, 2019

5+ TD

By Auburn: 5 by Jarrett Stidham vs. Purdue, Dec. 28, 2018 [Music City]
By Opponent: 5 by Tua Tagovailoa of #1 Alabama, Nov. 24, 2018

4+ TD

By Auburn: 5 by Jarrett Stidham vs. Purdue, Dec. 28, 2018 [Music City]
By Opponent: 4 by Felleipe Franks of Arkansas, Oct. 10, 2020

3+ TD

By Auburn: 3 by Bo Nix vs. #23 Kentucky, Sept. 26, 2020
By Opponent: 4 by Felleipe Franks of Arkansas, Oct. 10, 2020

LAST TIME...

Threw 3+ TD in Consecutive Games

By Auburn: by Loran Carter vs. #9 Miami (3), at #20 Florida (3), vs. #5 Tennessee (3), 1968

Completed an 80-Yard Pass

By Auburn: 88 by Nick Marshall to Sammie Coates at Arkansas, Nov. 2, 2013
By Opponent: 99 by AJ McCarron to Amari Cooper of #1 Alabama, Nov. 30, 2013

Completed a 70-Yard Pass

By Auburn: 78 by Bo Nix to Harold Joiner vs. Ole Miss, Nov. 2, 2019
By Opponent: 73 by Tanner Morgan to Tyler Johnson of #16 Minnesota [Outback], Jan. 1, 2020

Completed a 60-Yard Pass

By Auburn: 78 by Bo Nix to Harold Joiner vs. Ole Miss, Nov. 2, 2019
By Opponent: 73 by Tanner Morgan to Tyler Johnson of #16 Minnesota [Outback], Jan. 1, 2020

INDIVIDUAL - DEFENSE

TACKLES

Had 15+ Tackles in a Game

By Auburn: 15 by Jeremiah Dinson at #2 LSU, Oct. 26, 2019
By Opponent: 15 by Troy Dye of #11 Oregon, Aug. 31, 2019

Had 10+ Tackles in a Game

By Auburn: 13 by Zakoby McClain and 10 by Owen Pappoe vs. Arkansas, Oct. 10, 2020
By Opponent: 14 by Jalen Catalon of Arkansas, Oct. 10, 2020

Had 3.0+ TFL in a Game

By Auburn: 3.5 by Derrick Brown vs. #5 Alabama, Nov. 30, 2019
By Opponent: 3.0 by Azeez Ojulari of #4 Georgia, Oct. 3, 2020

Had 3.0+ Sacks in a Game

By Auburn: 3.0 by Nick Coe at Ole Miss, Oct. 20, 2018
By Opponent: 3.0 by Montez Sweat of Mississippi St., Oct. 6, 2018

INTERCEPTIONS

Intercepted 3+ Passes in a Game

By Auburn: 4 by Junior Rosegreen at #10 Tennessee, Oct. 2, 2004
By Opponent:

Intercepted 2+ Passes in a Game

By Auburn: 2 by Daniel Thomas vs. Alabama St., Sept. 8, 2018
By Opponent:

Intercepted a Pass in Consecutive Games

By Auburn: by Jeremiah Dinson vs. Southern Miss (Sept. 29) & at Mississippi St. (Oct. 6), 2018

Returned an INT for a TD

By Auburn: by Zakoby McClain [100 yards] and Smoke Monday [29 yards] vs. #5 Alabama, Nov. 30, 2019
By Opponent: by Chequan Burkett of #10 UCF [45 yards], Jan. 1, 2018 [Peach]

FUMBLE RECOVERIES / FORCED FUMBLES

Recovered 2+ Fumbles in a Game

By Auburn: 2 by Derrick Brown at #10 Florida, Oct. 5, 2019
By Opponent: 2 by Leo Lewis of Mississippi State, Sept. 28, 2019

Forced 2+ Fumbles in a Game

By Auburn: 2 by Jeff Holland at at Arkansas, Oct. 21, 2017
By Opponent: 2 by Tim Washington of Mississippi State, Sept. 28, 2019

Forced & Recovered a Fumble in a Game

By Auburn: by Marlon Davidson and Michael Harris at Arkansas, Oct. 19, 2019
By Opponent: by Christian Harris of #5 Alabama, Nov. 30, 2019

Returned a Fumble for a TD

By Auburn: by Montravius Adams at Mississippi St. [13 yards], Oct. 8, 2016
By Opponent: by Alontae Taylor of Tennessee [8 yards], Oct. 13, 2018

SPECIAL TEAMS

KICKING

Kicked 6+ Field Goals in a Game

By Auburn: 6 by Daniel Carlson vs. #17 LSU, Sept. 24, 2016
By Opponent:

Kicked 5+ Field Goals in a Game

By Auburn: 6 by Daniel Carlson vs. #17 LSU, Sept. 24, 2016
By Opponent: 5 by Daniel LaCamera of #17 Texas A&M, Sept. 17, 2016

Kicked 4+ Field Goals in a Game

By Auburn: 4 by Anders Carlson vs. #5 Alabama, Nov. 30, 2019
By Opponent: 5 by Daniel LaCamera of #17 Texas A&M, Sept. 17, 2016

Kicked a 50-Yard Field Goal

By Auburn: 52 by Anders Carlson vs. #5 Alabama, Nov. 30, 2019
By Opponent: 51 by Parker Shaunfield of Southern Miss, Sept. 29, 2018

Kicked 2+ 50-Yard Field Goals in a Game

By Auburn: Daniel Carlson (52, 54) at Missouri, Sept. 23, 2017

Kicked a 50-Yard Field Goal in Consecutive Games

By Auburn: Daniel Carlson vs. Wisconsin (51) [Outback] and vs. Louisville (56), 2015

PUNTING

Had a 70-Yard Punt

By Auburn: 70 by Aiden Marshall at Texas A&M, Nov. 4, 2017
By Opponent: 75 by Max Duffy of #23 Kentucky, Sept. 26, 2020

Had a 60-Yard Punt

By Auburn: 60 by Aaron Siposs vs. Arkansas, Sept. 22, 2018
By Opponent: 63 by Jake Camarda of #4 Georgia, Oct. 3, 2020

Had 4+ Punts Inside the 20 in a Game

By Auburn: 4 by Kevin Phillips at Georgia, Nov. 12, 2016
By Opponent: 4 by Jake Camarda of Georgia, Nov. 16, 2019
4 by Anthony Craven of Alabama St., Sept. 8, 2018

BLOCKS

Blocked a Field Goal

By Auburn: by Marlon Davidson at Ole Miss, Oct. 20, 2018
By Opponent: by Joshua Carter of Samford, Nov. 23, 2019

Blocked 2 Field Goals

By Auburn: 2 by Alton Moore at #19 Georgia, Nov. 10, 2001

Blocked a Field Goal in Consecutive Games

By Auburn: by Marlon Davidson at Mississippi St. & vs. Tennessee, Oct. 6 & 13, 2018

Blocked a Field Goal in 3 Consecutive Games

By Auburn: by Marlon Davidson at Mississippi St., vs. Tennessee, at Ole Miss, Oct. 6, 13 & 20, 2018

Blocked a Punt

By Auburn: 1 by Jordyn Peters vs. Arkansas, Oct. 10, 2020
By Opponent: 1 by P. Hanraham of Mississippi St., Sept. 12, 2009

Blocked 2+ Punts

By Auburn: 2 by Justin Fetsko vs. ULM, Nov. 1, 2003

Blocked a PAT

By Auburn: 1 by Montravius Adams at Ole Miss, Oct. 29, 2016
By Opponent: 1 by Daniel McCullers of Tennessee, Nov. 9, 2013

Blocked 2+ PAT

By Auburn: 2 by Charles Dorsey vs. LSU, Sept. 19, 1998

RETURNS

Returned a Kickoff for a TD

By Auburn: by Noah Igbinoghene vs. #16 Minnesota [Outback] [96 yards], Jan. 1, 2020
By Opponent: by Jaylen Waddle of #5 Alabama [98 yards], Nov. 30, 2019

Returned a Punt for a TD

By Auburn: by Barton Lester vs. Arkansas [blkd punt], Oct. 10, 2020
By Opponent: by DJ Chark of LSU [75 yards], Oct. 13, 2017

AUBURN CAREER BESTS

OFFENSE

4 • TANK BIGSBY

Rush Att	20	Arkansas	10/10/20
Rush Yards	146	Arkansas	10/10/20
Rush Long	26	Arkansas	10/10/20
Receptions	7	at Georgia	10/3/20
Receiving Yds..	68	at Georgia	10/3/20
Rec. Long	19	at Georgia	10/3/20
KO Returns	4	2x (last: Arkansas)	10/10/20
KOR Yards	106	Arkansas	10/10/20
KOR Long	35	Arkansas	10/10/20
100-yd Gm	1		

80 • ZE'VIAN CAPERS

Receptions	1	Kentucky	9/26/20
Rec. Yards	17	Kentucky	9/26/20
Rec. Long	17	Kentucky	9/26/20

5 • KOBE HUDSON

Receptions	1	at Georgia	10/3/20
Rec. Yards	18	at Georgia	10/3/20
Rec. Long	18	at Georgia	10/3/20

11 • SHEDRICK JACKSON

Receptions	1	4x (last: vs. Georgia)	11/16/19
Rec. Yards	25	vs. Georgia	11/16/19
Rec. Long	25	vs. Georgia	11/16/19

84 • JACKSON McFADDEN

Receptions	1	Samford	11/23/19
Rec. Yards	4	Samford	11/23/19
Rec. Long	4	Samford	11/23/19

35 • JAMES OWENS MOSS

Rush Attempts ...	1	Liberty	11/17/18
Rush Yards	5	Liberty	11/17/18
Rush Long	5	Liberty	11/17/18

10 • BO NIX

Completions ...	30	2x (last vs. Georgia)	11/16/19
Pass Attempts	50	vs. Georgia	11/16/19
Pass Long	78	Ole Miss	11/2/19
Pass Yards	340	Ole Miss	11/2/19
Pass Yards (qtr)...	143	Tulane (2nd)	9/7/19
Pass TD	3	2x (last vs. Kentucky)	9/26/20
Interceptions	3	at Florida	10/5/19
Rush Attempts ..	12	at Texas A&M	9/21/19
Rush Yards	56	Mississippi State	9/28/19
Rush Long	30	Mississippi State	9/28/19
Rush TD	1	8x (last: Arkansas)	10/10/20
Punts	2	Kentucky	9/26/20
Punt Avg	42.0	Alabama	11/30/19
Long Punt	42	Alabama	11/30/19
Inside 20	2	Kentucky	9/26/20
Rush TD	8		
Pass TD	20		
150-Yd Pass	14		
200-Yd Pass	5		
Career TDs	28		

89 • J.J. PEGUES

Rush Attempts ...	2	2x (last: Arkansas)	10/10/20
Rush Yards	12	Arkansas	10/10/20
Rush Long	11	Arkansas	10/10/20
Receptions	1	at Georgia	10/3/20
Rec. Yards	4	at Georgia	10/3/20
Rec. Long	4	at Georgia	10/3/20

24 • CORD SANDBERG

Completions	5	Samford	11/23/19
Pass Attempts ...	7	Samford	11/23/19
Pass Yards	84	Samford	11/23/19
Pass Long	37	Samford	11/23/19
Pass TD	2	Samford	11/23/19
Rush Attempts ..	6	Samford	11/23/19
Rush Yards	35	Alabama St.	9/8/18
Rush Long	15	2x (last: Samford)	11/23/19
Career Pass TD .	2		

1 • ANTHONY SCHWARTZ

Receptions	10	Arkansas	10/10/20
Rec. Yards	100	Arkansas	10/10/20
Rec. Long	76	Tennessee	10/13/18
Rec. TD	1	4x (last: Arkansas)	10/10/20
Rush Attempts ..	4	2x (last: Purdue)	12/28/18
Rush Yards	57	at Texas A&M	9/21/19
Rush Long	57	at Texas A&M	9/21/19
Rush TD	1	7x (last: Mississippi St.)	9/28/19
Career Rush TD .	7		
Career Rec. TD ..	4		
Career TDs	11		
100-yd Gm	1		

47 • JOHN SAMUEL SHENKER

Receptions	1	7x (last: Kentucky)	9/26/20
Rec. Yards	26	at Miss. St.	10/6/18
Rec. Long	26	at Miss. St.	10/6/18
Rec. TD	1	2x (last at Texas A&M)	9/21/19
KO Returns	2	vs. Minnesota	1/1/20
KOR Yards	10	Kent State	9/14/19
KOR Long	10	Kent State	9/14/19
Career Rec. TD ..	2		

8 • SHAUN SHIVERS

Rush Attempts ..	13	Alabama St.	9/8/18
Rush Yards	117	Alabama St.	9/8/18
Rush Long	30	at Georgia	11/10/18
Rush TD	1	6x (last: Alabama)	11/30/19
Receptions	1	5x (last: Alabama)	11/30/19
Rec. Yards	3	Samford	11/23/19
Rec. Long	3	Samford	11/23/19
KO Returns	2	Alabama	11/30/19
KOR Yards	34	Kentucky	9/26/20
KOR Long	34	Kentucky	9/26/20
Career Rush TD .	7		
100-yd Gm	1		

12 • ELI STOVE

Rush Attempts ..	4	Georgia	11/11/17
Rush Yards	94	Arkansas	10/22/16
Rush Long	78	Arkansas	10/22/16
Rush TD	1	4x (last: Tulane)	9/7/19
Receptions	7	Tulane	9/7/19
Rec. Yards	88	Kent State	9/14/19
Rec. Long	57	Mississippi St.	9/30/17
Rec. TD	1	6x (last: Kentucky)	9/26/20
AP Yards	106	Arkansas	10/22/16
Career Rush TD .	4		
Career Rec. TD ..	4		
Career TDs	8		

3 • D.J. WILLIAMS

Rush Attempts	24	Ole Miss	11/2/19
Rush Yards	130	at LSU	10/26/19
Rush Long	70	at LSU	10/26/19
Rush TD	1	3x (last: Kentucky)	9/26/20
Receptions	1	2x (last: Arkansas)	10/10/20
Rec. Yards	1	Arkansas	10/10/20
Rec. Long	1	Arkansas	10/10/20
100-yd Gm	1		
Career Rush TD .	3		

18 • SETH WILLIAMS

Receptions	13	vs. Georgia	11/16/19
Rec. Yards	161	Mississippi State	9/28/19
Rec. Long	62	at Ole Miss	10/20/18
Rec. TD	2	4x (last: Kentucky)	9/26/20
Career Rec. TD .	15		
100-yd Gm	4		

SPECIALISTS

26 • ANDERS CARLSON

FG Attempts	5	2x (last: Ole Miss)	11/2/19
FGs Made	4	Alabama	11/30/19
Career Long	53	2x (last: Liberty)	11/17/18
Career 50+ FGs	3		
FG Blocked	1	2x (last: Samford)	11/23/19
Touchbacks	8	Mississippi State	9/28/19

91 • OSCAR CHAPMAN

Punts	3	at Georgia	10/3/20
Punt Long	45	Kentucky	9/26/20
Punt Avg	43.0	Kentucky	9/26/20
Inside 20	1	2x (last: at Georgia)	10/3/20

41 • AIDAN MARSHALL

Punts	6	2x (last: Georgia [SECCG])	12/2/17
Punt Avg	47.4	at Texas A&M	11/4/17
Long Punt	70	at Texas A&M	11/4/17
Inside 20	3	2x (last: Arkansas)	10/10/20

60 • BILL TAYLOR

Tackles	1	2x (last at Georgia)	10/3/20
Career Tackles ...	2		

AUBURN COACHING STAFF ROSTER



Gus Malzahn
Head Coach



Rodney Garner
Associate Head Coach/
Defensive Line



Chad Morris
Offensive Coordinator/
Quarterbacks



Kevin Steele
Defensive Coordinator



Jack Bicknell Jr.
Offensive Line



Kodi Burns
Co-Offensive Coord./
Passing Game Coord./
Wide Receivers



Wesley McGriff
Defensive Backs



Al Pogue
Outside Linebackers
(in press box)



Larry Porter
Tight Ends & H-Backs/
Special Teams Coord.



Carnell Williams
Running Backs



Travis Williams
Co-Defensive Coord./
Linebackers