



2023 AUBURN BASEBALL

AUBURN ATHLETICS COMMUNICATIONS: 392 SOUTH DONAHUE DRIVE || AUBURN, AL 36849 || AUBURNTIGERS.COM || @AUBURN_BASEBALL

2023 SCHEDULE

Day	Date	Opponent	Time/Result
FRI	FEB. 17	INDIANA	W, 8-4
SAT	FEB. 18	INDIANA	W, 6-1
SUN	FEB. 19	INDIANA	L, 2-11
Tue	Feb. 21	vs. North Alabama	W, 13-1 (7)
FRI	FEB. 24	USC	W, 5-3
SAT	FEB. 25	USC	W, 12-6
SUN	FEB. 26	USC	T, 12-12
WED	MAR. 1	FLORIDA A&M	W, 18-8 (7)
FRI	MAR. 3	LIPSCOMB	W, 7-3
SAT	MAR. 4	LIPSCOMB	W, 12-11
SUN	MAR. 5	LIPSCOMB	W, 4-3
TUE	MAR. 7	UAB	W, 4-1
Wed	Mar. 8	at Jacksonville State	W, 6-3
FRI	MAR. 10	SOUTHEASTERN	W, 7-1
SAT	MAR. 11	SOUTHEASTERN	L, 3-8
SAT	MAR. 11	SOUTHEASTERN	L, 7-8
TUE	MAR. 14	GEORGIA TECH	W, 12-11 (12)
Fri	Mar. 17	at #3 Arkansas*	L, 2-7
Sat	Mar. 18	at #3 Arkansas*	L, 3-9
Sun	Mar. 19	at #3 Arkansas*	L, 0-5
Tue	Mar. 21	vs. South Alabama	W, 6-5
THU	MAR. 23	GEORGIA*	W, 7-6 (11)
FRI	MAR. 24	GEORGIA*	W, 6-3
SAT	MAR. 25	GEORGIA*	L, 7-24
TUE	MAR. 28	NORTH ALABAMA	W, 14-1 (7)
Fri	Mar. 31	at #2 Florida*	W, 10-1
Sat	Apr. 1	at #2 Florida*	L, 5-12
Sun	Apr. 2	at #2 Florida*	L, 8-17
Tue	Apr. 4	at UAB	L, 5-6
THU	APR. 6	TEXAS A&M*	L, 5-9
FRI	APR. 7	TEXAS A&M*	W, 10-9
FRI	APR. 7	TEXAS A&M*	L, 6-12
Tue	Apr. 11	at Georgia Tech	L, 8-12 (10)
Fri	Apr. 14	at Alabama*	W, 8-4
Sat	Apr. 15	at Alabama*	L, 2-4
Sun	Apr. 16	at Alabama*	L, 1-6
TUE	APR. 18	SAMFORD	W, 13-3 (8)
FRI	APR. 21	MISSISSIPPI STATE*	W, 2-1
SAT	APR. 22	MISSISSIPPI STATE*	L, 10-11
SUN	APR. 23	MISSISSIPPI STATE*	W, 12-11
TUE	APR. 25	TROY	L, 7-8
Fri	Apr. 28	at #2 South Carolina*	W, 8-3
Sat	Apr. 29	at #2 South Carolina*	W, 9-5
Sun	Apr. 30	at #2 South Carolina*	L, 7-8
FRI	MAY 5	#1 LSU*	L, 0-3
SAT	MAY 6	#1 LSU*	W, 8-6
SUN	MAY 7	#1 LSU*	W, 12-2 (8)
Tue	May 9	vs. Samford	Canceled
Thu	May 11	at Ole Miss*	W, 16-4 (8)
Fri	May 12	at Ole Miss*	W, 8-2
Sat	May 13	at Ole Miss*	W, 13-5
TUE	MAY 16	JACKSONVILLE STATE	CANCELED
THU	MAY 18	MISSOURI*	W, 4-0
FRI	MAY 19	MISSOURI*	W, 7-2
SAT	MAY 20	MISSOURI*	W, 9-7

SEC TOURNAMENT		
May 23	vs. Missouri	TBD
NCAA TOURNAMENT		
June 2-5	NCAA Regionals	TBA
June 9-12	NCAA Super Regionals	TBA
June 16-26	College World Series	TBA

Home games in **BOLD CAPS**

All home games at Plainsman Park | All times central

* SEC game

GAME 54

HOOVER, ALA. (Hoover Metropolitan Stadium)



#13 AUBURN TIGERS (33-19-1, 17-13 SEC)

Head Coach: Butch Thompson (Birmingham-Southern, 1992)

Career Record: 294-204-1 (9th season) | Record at Auburn: 255-183-1 (8th season)

VS.



MISSOURI TIGERS (30-23, 10-20 SEC)

Head Coach: Steve Bieser (Southeast Missouri, 1989)

Career Record: 326-251-1 (11th season) | Record at Missouri: 188-154-1 (7th season)

» QUICK HITTERS

- The Tigers earned the No. 5 seed in the SEC Tournament for the second straight season. It marks the first time Auburn has finished top five in the league in back-to-back seasons since 2002-03.
- The team enters the postseason on an eight-game SEC winning streak, the program's longest SEC streak since winning nine straight league games in 1995.
- The eight-game SEC winning streak is tied for the second longest by a league team this season.
- Auburn is hitting .329 and has a 3.21 ERA while outscoring the opponent 77-28 during the streak.
- The team went a league best 12-3 in the second half of SEC play, marking the best 15-game stretch since also going 12-3 in the final 15 games of the 2010 regular season.
- The Tigers are one of two SEC teams to win five straight league series at any point this season.
- Auburn turned in a winning SEC record in back-to-back seasons for the first time since doing so in four straight years from 1997-2000.
- The team's 17 conference wins are the most since winning the SEC West in 2010 (20).
- The 33 SEC wins in the last two years are tied for the fifth most in the league.
- The team is second in the league in hitting (.291) and third in ERA (4.41) the last six weeks.

PITCHING MATCHUP

AUBURN

MISSOURI

TUE | GR LHP Tommy Vail (5-1, 3.38) vs. JR LHP Javyn Pimental (1-1, 6.26)

GAME INFO

Date: Tuesday, May 23, 2023
Game Time: TBD
Site: Hoover, Ala. / Hoover Met (10,800)
TV: SEC Network
Talent: Tom Hart (pxp), Chris Burke (color)
Radio: 93.9 FM | AuburnTigers.com
Talent: Andy Burcham, Brad Law
Live Stats: StatBroadcast.com
Twitter Updates: @AuburnBaseball
Postgame Recap: AuburnTigers.com
Series History: Auburn trails, 10-13
Auburn: Auburn trails, 6-7
Columbia: Auburn trails, 4-5
Neutral: Auburn trails, 0-1
Last Meeting: Auburn 9, Missouri 7 (5/20/23)
Streak: W3

AUBURN

33-19-1, 17-13 SEC

Team Leaders

Batting Average: R-SR OF **Bobby Peirce** (.366)
Runs: SR IF **Bryson Ware** (61)
2B: 5th OF **Kason Howell** (23)
HR: SR IF **Bryson Ware** (21)
RBI: SR IF **Bryson Ware** (57)
Stolen Bases: Two tied (6-6)

MISSOURI

30-23, 10-20 SEC

Team Leaders

Batting Average: 5th IF **Luke Mann** (.318)
Runs: 5th IF **Luke Mann** (54)
2B: Two tied (11)
HR: 5th IF **Luke Mann** (21)
RBI: JR OF **Hank Zeisler** (57)
Stolen Bases: SR OF **Ty Wilmsmeyer** (21-24)

POTENTIAL STARTING LINEUP

Pos.	#	Player	AVG	AB	R	H	2B	3B	HR	RBI	SB-SBA	BB
C	24	Nate LaRue	.176	131	15	23	2	0	5	15	4-6	14
1B	26	Cooper McMurray	.292	120	34	35	5	0	14	46	1-1	39
2B	1	Caden Green	.225	138	22	31	4	0	2	21	2-3	20
3B	8	Bryson Ware	.358	204	61	73	11	1	21	57	5-7	26
SS	7	Cole Foster	.335	203	52	68	13	0	11	44	5-7	29
LF	3	Chris Stanfield	.291	141	29	41	7	2	2	19	6-8	17
CF	5	Kason Howell	.284	197	38	56	23	3	4	38	6-6	24
RF	27	Bobby Peirce	.366	164	43	60	9	2	5	24	3-4	11
DH	18	Ike Irish	.364	217	46	79	21	1	6	50	2-2	23



AUBURN'S RECORD WHEN...

	2023	Under Thompson
Overall	33-19-1	255-183-1
SEC	17-13	96-113
Non-Conference	16-6-1	138-53-1
Postseason	0-0	21-17
Home	23-9-1	169-81-1
Away	8-10	60-79
Neutral	2-0	22-20
Current streak	W8	W8
Last 5 games	5-0	5-0
Last 10 games	8-2	8-2

Situational:

AU scores first	19-7	165-61
Opp. scores first	14-12-1	90-122-1
AU scores 4+ runs	32-11-1	233-84-1
AU scores 3 runs or less	1-8	22-99
AU leads after 7 innings	26-1	206-17
8 innings	28-0	230-14
AU trails after 7 innings	5-17	21-137
8 innings	1-17	8-146
Game tied after 7 innings	2-1-1	23-25-1
8 innings	2-1-1	8-16-1
Extra Innings	2-1	13-19
1-run games	8-5	54-49
2-run games	3-1	5-18
3-run games	3-1	27-24
Games decided by 5+ runs	13-9	113-59
vs. LH Starter	7-5	73-56
vs. RH Starter	26-14-1	183-126-1
More hits than opponent	25-5	188-34
Fewer hits than opponent	5-13	42-137
Hits are tied	3-1-1	22-13-1
AU has 10+ hits	21-6-1	155-68-1
Opp. has 10+ hits	9-12-1	62-113-1
Hit a home run	30-12-1	174-82-1
Opp. hits a home run	16-14-1	115-121-1
AU quality start	4-0	72-22
Opp. quality start	2-6	28-65
AU commits no errors	20-7	120-48
Opp. commits no error	12-11	74-93

By Day:

Sunday	3-5-1	38-35-1
Monday	0-0	3-2
Tuesday	6-3	51-21
Wednesday	2-0	20-7
Thursday	1-1	9-17
Friday	14-3	66-41
Saturday	7-7	64-57
Day Games (first pitch before 6 p.m.)	14-12-1	136-98-1
Night Games (first pitch after 6 p.m.)	19-7	119-85
Doubleheaders	5-3	31-19

By Month:

February	5-1-1	50-15-1
March	13-6	87-47
April	7-11	58-60
May	8-1	42-48
June	0-0	16-10

By Jersey:

White	3-0	60-33
Blue	13-5	56-38
Orange	5-2	54-37
Gray	4-5	32-43
Pinstripes	2-4-1	37-27-1
Cream Throwback	6-3	14-5

UNIVERSITY INFORMATION

Location	Auburn, Ala.
Enrollment	31,526
Founded	October 1, 1856
Nickname	Tigers
Colors	Burnt Orange and Navy Blue
President	Dr. Christopher B. Roberts
Athletics Director	John Cohen
Conference	Southeastern (SEC West)
Stadium / Capacity	Samford Stadium-Hitchcock Field at Plainsman Park / 4,096
Ticket Office Phone	855-282-2010

BASEBALL COACHING / SUPPORT STAFF

Head Coach	Butch Thompson (Birmingham-Southern, 1992)
Record at Auburn / Seasons	255-183-1 (.582) / 8th
Career Coaching Record / Seasons	294-204-1 (.590) / 9th
Assistant Coach	Karl Nonemaker (Vanderbilt, 2002)
Assistant Coach	Gabe Gross (Auburn, 2012)
Pitching Coach	Daron Schoenrock (Tennessee Tech, 1984)
Director of Player Development	Aaron Everett (UT Martin, 2012)
Director of Operations	Greg Drye (Southern Miss, 1998)
Athletic Trainer	Anthony Sandersen (South Dakota State, 2004)
Strength & Conditioning	Chris Joyner (Minnesota State - Mankato, 2001)

PROGRAM HISTORY

Modern Era Program Record (since 1949)	2,063-1,416-5 (.593)
College World Series Appearances / Last	6 / 2022
College World Series Record	4-12 (.250)
NCAA Regional Appearances / Last	23 / 2022
NCAA Regional Record	54-45 (.545)
NCAA Super Regional Appearances / Last	4 / 2022
NCAA Super Regional Record	5-6 (.455)
Last Postseason Opponent	Arkansas / 2022 College World Series
Result	Lost, 11-1

POSTSEASON HISTORY

College World Series Appearances: 6 (1967, 1976, 1994, 1997, 2019, 2022)

Super Regional Appearances: 4 (1999, 2018, 2019, 2022)

NCAA Regional Appearances: 23 (1963, 1967, 1976, 1978, 1987, 1989, 1993-95, 1997-2003, 2005, 2010, 2015, 2017, 2018, 2019, 2022)

NCAA Regional Titles: 8 (1967, 1976, 1994, 1997, 1999, 2018, 2019, 2022)

MEDIA RELATIONS

Baseball Contact: George Nunnelley, Asst. Director - Athletics Comm.

Cell: 502-609-9982

Email: gnnunnelley@auburn.edu

Twitter: @gnunnelley

Associate AD: Kirk Sampson

2023 AUBURN BASEBALL ROSTER

No.	Name	Pos.	Cl.	B/T	Ht.	Wt.	Exp.	Hometown (Previous School)
1	Caden Green	IF	Jr.	R/R	5-11	164	JC	Tulsa, Okla. (Seminole State)
2	Josh Hall	OF	Gr.	L/R	5-9	174	2L	Homewood, Ala. (Ole Miss)
3	Chris Stanfield	OF	Fr.	R/R	6-1	189	FR	Tallahassee, Fla. (Chiles)
4	Carter Wright	C	Jr.	R/R	6-0	195	JC	Blairsville, Ga. (Iowa Western)
5	Kason Howell	OF	5th	R/R	6-0	178	4L	Argyle, Texas (Liberty Christian)
6	Ryan Dyal	C	R-Jr.	L/R	5-10	197	2L	Senoia, Ga. (East Coweta)
7	Cole Foster	IF	Jr.	S/R	6-1	193	2L	Plano, Texas (Plano Senior)
8	Bryson Ware	IF/OF	Sr.	R/R	6-2	193	2L	Madison, Miss. (Pearl River)
9	Brody Moss	IF	So.	L/R	5-11	183	1L	Helena, Ala. (Helena)
10	Brody Wortham	IF	Gr.	R/R	6-1	187	TR	Wedowee, Ala. (West Georgia)
11	Gavin Miller	IF	Fr.	R/R	5-11	192	HS	Oakdale, Pa. (West Allegheny)
12	Drew Nelson	LHP/OF	Fr.	L/L	5-11	198	HS	Troy, Ala. (Pike Liberal Arts)
14	Justin Kirby	OF	Gr.	R/R	5-11	203	TR	Alpharetta, Ga. (Kent State)
16	Cam Hill	IF	Jr.	L/L	6-4	219	2L	Madison, Ala. (Bob Jones)
17	Trevor Horne	RHP	R-Fr.	L/R	6-3	203	RS	Phenix City, Ala. (Glenwood Academy)
18	Ike Irish	C	Fr.	L/R	6-2	202	HS	Hudsonville, Mich. (St. Mary's Prep)
20	Tommy Sheehan	LHP	Gr.	L/L	6-0	210	1L	Brielle, N.J. (Notre Dame)
21	Tommy Vail	LHP	Gr.	R/L	5-11	190	TR	Seattle, Wash. (Notre Dame/TCU)
22	Hayden Murphy	RHP/IF	Fr.	R/R	6-3	185	HS	Chula, Ga. (Tiftarea Academy)
23	Parker Carlson	RHP	So.	R/R	6-1	184	1L	Mobile, Ala. (Faith Academy)
24	Nate LaRue	C	Sr.	R/R	6-3	223	3L	Mobile, Ala. (McGill-Toolen)
25	Tanner Bauman	LHP	Jr.	L/L	6-4	208	JC	Jacksonville, Fla. (St. John's River State)
26	Cooper McMurray	IF	R-So.	L/L	6-3	258	TR	Tulsa, Okla. (Kansas)
27	Bobby Peirce	OF	R-Sr.	R/R	6-0	183	2L	Scottsdale, Ariz. (South Mountain)
28	Elliott Bray	RHP	Fr.	R/R	6-0	219	HS	Hartselle, Ala. (Hartselle)
29	Christian Herberholz	RHP	R-Jr.	R/R	5-11	197	JC	Scottsboro, Ala. (Southern Union)
31	Mike Bello	OF	So.	L/L	6-0	203	1L	Oak Ridge, N.J. (Pope John XXIII)
33	Will Cannon	RHP	So.	R/R	6-1	187	JC	Phenix City, Ala. (Northwest Florida State)
41	John Armstrong	RHP	So.	R/R	5-11	225	1L	Marietta, Ga. (Harrison)
43	Chase Isbell	RHP	Sr.	R/R	6-2	210	1L	Springville, Ala. (Samford)
44	Ryan Olson	RHP	Fr.	R/R	6-1	206	HS	Auburn, Ala. (Auburn)
45	Joseph Gonzalez	RHP	Jr.	R/R	6-4	233	2L	Humacao, P.R. (Leadership Christian Academy)
46	Chase Allsup	RHP	So.	R/R	6-1	238	1L	Dothan, Ala. (Dothan)
47	Cameron Keshock	RHP	Fr.	R/R	6-6	215	HS	Spanish Fort, Ala. (Spanish Fort)
51	Ty Mauldin	IF	Jr.	L/R	6-0	196	JC	Trussville, Ala. (Snead State)
54	Konner Copeland	LHP	Sr.	L/L	6-2	178	1L	Mobile, Ala. (Pensacola State)
77	Zach Crotchfelt	LHP	Fr.	L/L	6-2	210	HS	Jackson, N.J. (Jackson Memorial)

COACHES & STAFF

30	Butch Thompson	Head Coach
36	Karl Nonemaker	Assistant Coach
39	Gabe Gross	Assistant Coach
40	Daron Schoenrock	Pitching Coach
	Aaron Everett	Director of Player Development
	Greg Drye	Director of Operations
	Sara Elizabeth Jackson	Special Assistant to the Head Coach
	Chris Joyner	Strength & Conditioning
	Anthony Sandersen	Athletic Trainer
	Wyn Grantham	Athletic Trainer Intern

PRONUNCIATION GUIDE

Tanner BAUMAN BOW-man (of a boat)
 Ryan DYAL.....DIAL
 KASON Howell..... KAY-son
 Chase ISBELL.....IZ-bull
 Cameron KESHOCK..... KEY-shock
 Ty MAULDIN MALL-den
 Daron SCHOENROCK SHOW-in-rock
 Brody WORTHAMWORTH-um

30 BUTCH THOMPSON HEAD COACH

THE AUBURN SKIPPER

- Nine College World Series appearances / 18 postseason appearances
- 2013 National Runner-up (Mississippi State)
- 2001 National Champion (Birmingham-Southern)
- 2014 Baseball America/ABCA National Assistant Coach of the Year
- 2006 FCA Coach of the Year
- Coached 20 pitchers who went on to pitch in the Major Leagues
- Recruited and coached 38 pitchers who were drafted out of college that weren't drafted out of high school

Butch Thompson enters his eighth season at the helm of the program in 2023, posting a record of 222-164 in his first seven seasons. He has led the program to the College World Series in two of the last three postseasons.

Butch Thompson was named Auburn's head baseball coach on October 22, 2015 and enters his eighth season with the Tigers in 2023.

Thompson has returned the Tigers to prominence in seven seasons on The Plains as he has guided the team to a 222-164 overall record and has advanced to the NCAA Tournament four of the last five postseasons, including three Super Regional appearances in the last four years and two trips to the College World Series in the last three postseasons.

Thompson, who spent three seasons as an assistant coach and recruiting coordinator at Auburn from 2006-08, returned to The Plains after seven seasons at Mississippi State as both associate head coach and pitching coach.

A native of Amory, Miss., Thompson has coached 33 Division I All-Americans and 43 all-conference performers. He has seen 20 of his former pitchers called up to Major League Baseball, including 14 since 2014. Thompson has also turned 38 pitchers who went undrafted out of high school into MLB draft picks.

Along with his pitching pedigree, Thompson is also considered one of the top recruiters in the country. Since 2003, he has secured 15 recruiting classes that were ranked in the top 10 by either Baseball America or Perfect Game, including the program record No. 4 class in 2017 and No. 5 class in 2022. His classes signed from 2006-08 at Auburn each ranked in the top 18 nationally.

In 30 years of coaching at the collegiate level, including 21 in the Southeastern Conference, Thompson has coached nine College World Series participants, including leading the Tigers to the program's first trip to the College World Series in 22 years in 2019 and taking the team back for the second time in three seasons in 2022. Auburn is one of six programs to appear in two of the last three College World Series, and Thompson is one of five active SEC coaches who have taken their program to a pair of College World Series in a three-year span. Thompson has also coached one national champion and a national runner-up, won nine conference championships and made 18 postseason appearances.

Thompson was named the 2006 Fellowship of Christian Athletes SEC Coach of the Year while at Auburn and the 2014 Baseball America and American Baseball Coaches Association (ABCA) National Assistant Coach of the Year while at Mississippi State.

During his tenure with the Tigers, Thompson has led the team to three straight NCAA Tournament appearances from 2017-19 for the first time since 2001-03, including back-to-back super regionals in 2018 and 2019 for the first time in program history. Auburn has finished five of Thompson's seven seasons in the top 25, including three in the top 10. The No. 5 national ranking to finish 2022 was tied for the second highest mark in program history.

The 2022 season marked one of the most successful in recent program history as the Tigers went 43-22 overall and 16-13 in SEC play. The 43 wins were tied for the most since 1999, and the winning conference record marked the Tigers' third under Thompson after doing so just once from 2004-15.

Auburn went 37-18 in the regular season and lost back-to-back games on just three occasions before being selected as a regional host for the first time since 2010. The Tigers swept Southeastern, Florida State and UCLA in the regional, outscoring them 51-18 in the process, before becoming the first team to defeat Oregon State in a home super regional by taking down the Beavers in a dramatic winner-take-all game three. Auburn moved on to Omaha and defeated Stanford 6-2 to secure the program's first College World Series win since 1997.

In seven seasons at MSU, Thompson made four NCAA regional trips, two Super



Regionals, won the SEC Tournament and advanced to the College World Series finishing as NCAA runner-up in 2013. In three of his last four seasons in Starkville, the Bulldogs' staff ERA finished no higher than 3.06. Thompson's 2013 pitching staff was one of two nationally to finish in the top 15 in ERA, strikeouts per nine innings and hits allowed per nine innings.

In addition to his experience at Auburn and Mississippi State, Thompson also spent four seasons at Georgia from 2002-05, including a trip to the College World Series in 2004. While there, he guided the development of future Major Leaguers Josh Fields, Mitchell Boggs and Brooks Brown.

Thompson launched his coaching career as pitching coach and top assistant at Huntingdon College (Ala.) in 1993, before returning to his alma mater in Birmingham, where he helped lead the Panthers to back-to-back Southern States Conference Championships and in 1995 coached BSC to its first NAIA World Series berth.

Thompson left BSC briefly to serve as head coach at Jefferson State Community College in Birmingham in 1997. While at JSCC, he was honored as the Regional Tournament Coach of the Year, the ABCA Alabama Junior College Coach of the Year and the Southeast Region Coach of the Year after guiding JSCC to a 39-21 mark, the AJCAA Region 22 State Championship and a third-place finish in the NJCAA Division II World Series.

He returned to Birmingham-Southern as top assistant the following season, beginning a four-year run during the most successful span in BSC baseball history. The Panthers won 196 games and four TranSouth Conference Championships and made three-consecutive appearances in the NAIA World Series. BSC's 2001 team posted a school-best 55-11 mark and captured the NAIA National Championship.

In 2002, Thompson joined the SEC baseball coaching fraternity as a pitching coach and recruiting coordinator at Georgia and has been a part of the league for the past 17 seasons.

Thompson currently serves as the large-school representative for the Alabama Baseball Coaches Association and is an All-American committee member representing the South region for the ABCA.

Thompson prepped at Amory (Miss.) High School and later starred as a pitcher at Itawamba (Miss.) Community College from 1989-90. He is a member of both the ICC Athletic Hall of Fame (Class of 2014) and MACCC Hall of Fame (Class of 2021).

Thompson earned a Bachelor's Degree in History at BSC in 1992 and completed a Master's Degree in Sports Administration at UAB in 1996. He is married to the former Robin Ashe of Birmingham, Ala., and they are the parents of three daughters --- Anna, Olivia and Madelyn Gail.

HONORING AN AUBURN LEGEND

- Auburn unveiled a statue of Frank Thomas outside of Plainsman Park on Saturday, Apr. 8.
- Following a three-year career at Auburn when he hit .382 with 49 home runs and 205 RBI, Thomas was selected by the Chicago White Sox with the seventh overall pick in the 1989 MLB Draft and went on to enjoy a 19-year MLB career with the White Sox, Athletics and Blue Jays.
- Thomas is the only player in MLB history with seven straight seasons of 20 or more home runs, 100+ RBI, 100+ walks and a .300+ average.
- He was elected into the National Baseball Hall of Fame in his first year of eligibility in 2014 and remains the only SEC baseball player to earn the distinct honor.



NOTABLE QUOTES


"I'm so humbled, grateful and thankful for this distinct honor. I never imagined any of this when I started chasing my dream here at Auburn University. At Auburn I became a man. I was so blessed to have coaches who pushed me to new heights and instilled toughness and a will to win that I never knew existed until then. Auburn set me on a path to my hall of fame career that resulted from hard work, dedication and commitment. I learned there that there are no shortcuts to success and I carry that lesson with me today." ~ **Frank Thomas**

"To get to a day like this marks exponential growth and I know the best is yet to come. Our players, through their highest of highs of Omaha and through their grind of tough days, have examples. Frank, you're another example for us all. For our student-athletes, for our university, for our future generations." ~ **Butch Thompson**



WELCOME TO THE SHOW

- Former Auburn slugger Edouard Julien made his MLB debut with the Minnesota Twins on Wednesday, Apr. 12, becoming the 58th big leaguer in program history, including the seventh since Aug. 2020.
 - Casey Mize (Tigers): Aug. 17, 2020
 - Ben Braymer (Nationals): Aug. 28, 2020
 - Josh Palacios (Blue Jays): Apr. 9, 2021
 - Keegan Thompson (Cubs): May 2, 2021
 - Gabe Klobosits (Nationals): July 30, 2021
 - Davis Daneil (Angels): June 11, 2021
 - Edouard Julien (Twins): Apr. 12, 2023
- Auburn's seven players called up to MLB since Aug. 2020 are tied for the second most in the Southeastern Conference.



- A two-year starter for the Tigers from 2018-19, Julien totaled 27 home runs and 126 RBI in his time on the Plains, marking the most RBI of any player in the Southeastern Conference during the span.
- Rated by MLB Pipeline as the Twins' No. 4 prospect and the No. 96 prospect in all of baseball, Julien is a .283 career minor league hitter with 48 doubles, 37 home runs and 142 RBI in 233 games at the start of his third professional season. His 215 walks and .437 on-base percentage since the start of the 2021 season are the best in minor league baseball during the span.
- Julien, who is a two-time MiLB.com Organizational All-Star and member of the 2022 MLB Pipeline All-Prospect Second Team, earned a spot on the Twins' 40-man roster entering 2023 and went 8-for-23 (.348) with three home runs and six RBI in eight games at Spring Training. He was selected to represent Team Canada at the World Baseball Classic, where he went 7-for-13 with two doubles, two home runs, five walks, five runs and a stolen base.
- Julien recorded his first career MLB hit with a single off the wall in an 11-2 win against the Yankees on Apr. 13. He came back around in the first inning and hit his first career MLB home run to left field.

2023 SEC TOURNAMENT BRACKET

BRACKET ONE

#3 LSU (H)

#6 South Carolina (H)

Tuesday - 9:30 a.m.
Session 1 - Game 1
Single Elimination

Wednesday - 9:30 a.m.
Session 3 - Game 5
Double Elimination
Winner Game 1

Loser Game 5
Thursday - 9:30 a.m.
Session 5 - Game 9
Double Elimination

#11 Georgia

#2 Arkansas (H)

Tuesday - TBD
Session 1 - Game 2
Single Elimination

Wednesday - TBD
Session 3 - Game 6
Double Elimination
Winner Game 2

Loser Game 6
Thursday - TBD
Session 5 - Game 10
Double Elimination

#7 Tennessee (H)

#10 Texas A&M

BRACKET TWO

#1 Florida (H)

#8 Kentucky (H)

Tuesday - 4:30 p.m.
Session 2 - Game 3
Single Elimination

Wednesday - 4:30 p.m.
Session 4 - Game 7
Double Elimination
Winner Game 3

Winner Game 5
Thursday - 4:30 p.m.
Session 6 - Game 11
Double Elimination

#9 Alabama

#4 Vanderbilt (H)

Tuesday - TBD
Session 2 - Game 4
Single Elimination

Wednesday - TBD
Session 4 - Game 8
Double Elimination
Winner Game 4

Winner Game 6
Thursday - TBD
Session 6 - Game 12
Double Elimination

#12 Missouri

Winner Game 7
Thursday - TBD
Session 6 - Game 12
Double Elimination

2023 SEC BASEBALL TOURNAMENT
MAY 23-28
HOOVER METROPOLITAN COMPLEX
HOOVER, ALA.

Winner Game 9

Friday - 3 p.m.
Session 7 - Game 13
Double Elimination

Loser Game 11

Winner Game 13

Saturday - Noon
Session 8 - Game 15
Single Elimination

Winner Game 11

Winner Game 15

SEC TOURNAMENT
CHAMPIONSHIP GAME

Champion

Winner Game 10

Friday - TBD
Session 7 - Game 14
Double Elimination

Loser Game 12

Winner Game 14

Saturday - TBD
Session 8 - Game 16
Single Elimination

Winner Game 12

Sunday - 2 p.m.
Session 9 - Game 17

Winner Game 16

All times Central
The second game of each session will begin approximately 30 minutes after the conclusion of the first game.
Games 1-16 to air on SEC Network; Game 17 to air on ESPN2. TV designations are subject to change
(H) indicates home team



SEC TOURNAMENT HISTORY

SEC TOURNAMENT RESULTS

Year	Opponent	Score	Result	Location
1978	Georgia	8-7 [12]	W	Gainesville, Fla.
	Mississippi State	10-7	W	Gainesville, Fla.
	Mississippi State	2-3	L	Gainesville, Fla.
1980	Mississippi State	8-5	W	Gainesville, Fla.
	Vanderbilt	3-2	W	Gainesville, Fla.
	Ole Miss	7-4	W	Gainesville, Fla.
1986	Vanderbilt	3-16	L	Gainesville, Fla.
	Vanderbilt	0-13	L	Gainesville, Fla.
	Alabama	7-8 [11]	L	Baton Rouge, La.
1987	Georgia	7-11	L	Baton Rouge, La.
	LSU	9-8	W	Athens, Ga.
1988	Kentucky	5-4 [10]	W	Athens, Ga.
	Mississippi State	3-4	L	Athens, Ga.
	LSU	2-4	L	Athens, Ga.
1989	Mississippi State	7-10	L	Starkville, Miss.
	Florida	3-4	L	Starkville, Miss.
1990	Mississippi State	5-3	W	Gainesville, Fla.
	Georgia	8-9	L	Gainesville, Fla.
	LSU	8-5	W	Gainesville, Fla.
1991	Florida	4-2 [10]	W	Gainesville, Fla.
	Georgia	2-1	W	Gainesville, Fla.
	Mississippi State	2-16	L	Hoover, Ala.
1992	Vanderbilt	3-4	L	Hoover, Ala.
	Florida	7-8	L	Baton Rouge, La.
	Kentucky	8-5	W	Baton Rouge, La.
1993	Miss. State	0-1 [7]	L	Baton Rouge, La.
	Florida	0-2	L	New Orleans, La.
	Mississippi State	1-4	L	New Orleans, La.
1994	Alabama	13-4	W	Baton Rouge, La.
	Arkansas	3-1	W	Baton Rouge, La.
	LSU	5-16	L	Baton Rouge, La.
1995	Mississippi State	10-13 [10]	L	Baton Rouge, La.
	Arkansas	3-1 [17]	W	Oxford, Miss.
	Mississippi State	2-1	W	Oxford, Miss.
1997	LSU	2-3	L	Oxford, Miss.
	Mississippi State	9-5	W	Oxford, Miss.
	LSU	4-5	L	Oxford, Miss.
1998	Mississippi State	0-1	L	Starkville, Miss.
	Ole Miss	10-3	W	Starkville, Miss.
	LSU	5-7	L	Starkville, Miss.
1999	Arkansas	7-3	W	Columbus, Ga.
	LSU	2-5	L	Columbus, Ga.
	Mississippi State	5-4	W	Columbus, Ga.
2000	Florida	5-17	L	Columbus, Ga.
	Alabama	11-8	W	Hoover, Ala.
	Florida	6-4	W	Hoover, Ala.
2001	Alabama	3-4	L	Hoover, Ala.
	Alabama	9-1	W	Hoover, Ala.
	Arkansas	7-5	W	Hoover, Ala.
2002	LSU	6-2	W	Hoover, Ala.
	Arkansas	3-2	W	Hoover, Ala.
	Arkansas	5-9	L	Hoover, Ala.
2003	Arkansas	6-9	L	Hoover, Ala.
	Florida	2-7	L	Hoover, Ala.
	South Carolina	4-11	L	Hoover, Ala.
2010	Georgia	4-8	L	Hoover, Ala.
	South Carolina	4-5	L	Hoover, Ala.
	LSU	1-2	L	Hoover, Ala.
2011	Arkansas	5-8	L	Hoover, Ala.
	Vanderbilt	3-1	W	Hoover, Ala.
	Alabama	5-7	L	Hoover, Ala.
2012	South Carolina	5-1	W	Hoover, Ala.
	Alabama	3-13 [7]	L	Hoover, Ala.
	Alabama	1-7	L	Hoover, Ala.
2013	South Carolina	3-1 [12]	W	Hoover, Ala.
	Ole Miss	7-10 [10]	L	Hoover, Ala.
	South Carolina	3-7	L	Hoover, Ala.
2015	Georgia	2-3	L	Hoover, Ala.
	Florida	1-6	L	Hoover, Ala.
	Georgia	3-2	W	Hoover, Ala.
2017	South Carolina	3-5	L	Hoover, Ala.
	Alabama	3-6	L	Hoover, Ala.
	Kentucky	6-3	W	Hoover, Ala.
2018	LSU	9-8	L	Hoover, Ala.
	Florida	11-2	L	Hoover, Ala.
	Ole Miss	5-4	W	Hoover, Ala.
2019	Florida	4-5	L	Hoover, Ala.
	Arkansas	0-12 [7]	L	Hoover, Ala.

2018	Kentucky	4-3 [11]	W	Hoover, Ala.
	Ole Miss	9-3	W	Hoover, Ala.
	Texas A&M	2-4	L	Hoover, Ala.
2019	Ole Miss	0-7	L	Hoover, Ala.
	Tennessee	5-3	W	Hoover, Ala.
	Vanderbilt	1-11 [8]	L	Hoover, Ala.
2021	LSU	3-4	L	Hoover, Ala.
	Ole Miss	4-7	L	Hoover, Ala.
2022	Kentucky	1-3	L	Hoover, Ala.

SEC TOURNAMENT RESULTS BY YEAR

Year	Result	W-L	Location
1978	CHAMPIONS	3-1	Gainesville, Fla.
1980	Second	2-2	Gainesville, Fla.
1986	Fourth	0-2	Baton Rouge, La.
1987	Third	2-2	Athens, Ga.
1988	Sixth	0-2	Starkville, Miss.
1989	CHAMPIONS	4-1	Gainesville, Fla.
1990	Tied Fifth	0-2	Hoover, Ala.
1991	Fourth	1-2	Baton Rouge, La.
1992	Tied Seventh	0-2	New Orleans, La.
1993	Third	2-2	Baton Rouge, La. (West)
1994	Second	3-2	Oxford, Miss. (West)
1995	Tied Fourth	1-2	Starkville, Miss. (West)
1997	Fourth	2-2	Columbus, Ga.
1998	CHAMPIONS	4-1	Hoover, Ala.
1999	Third	2-2	Hoover, Ala.
2000	Tied Seventh	0-2	Hoover, Ala.
2001	Tied Seventh	0-2	Hoover, Ala.
2002	Tied Seventh	0-2	Hoover, Ala.
2003	Tied Third	2-2	Hoover, Ala.
2010	Tied Fifth	1-2	Hoover, Ala.
2011	Tied Seventh	0-2	Hoover, Ala.
2012	Tied Seventh	1-2	Hoover, Ala.
2013	Tied Ninth	0-1	Hoover, Ala.
2015	Tied Eighth	1-2	Hoover, Ala.
2017	Tied Seventh	1-2	Hoover, Ala.
2018	Tied Fifth	2-2	Hoover, Ala.
2019	Tied Seventh	1-2	Hoover, Ala.
2021	Tied Ninth	0-1	Hoover, Ala.
2022	Tied Ninth	0-1	Hoover, Ala.

SEC TOURNAMENT RESULTS BY LOCATION

Location	Years	Record	Titles
Athens, Ga.	1	2-2	0
Baton Rouge, La.	3	3-6	0
Columbus, Ga.	1	2-2	0
Gainesville, Fla.	3	9-4	2
Hoover, Ala.	17	15-30	1
New Orleans, La.	1	0-2	0
Oxford, Miss.	1	3-2	0
Starkville, Miss.	2	1-4	0
	29	35-52	3

SEC TOURNAMENT RESULTS BY OPPONENT

Opponent	W-L
Alabama	3-6
Arkansas	5-4
Florida	2-8
Georgia	3-4
Kentucky	4-1
LSU	3-9
Ole Miss	4-3
Mississippi State	6-8
South Carolina	2-4
Tennessee	1-0
Texas A&M	0-1
Vanderbilt	2-4
29 Tournaments	35-52

SEC TOURNAMENT HISTORY

AUBURN IN SEC CHAMPIONSHIP SERIES

1948		
Mississippi State.....	2-6	L
Mississippi State.....	5-8	L
Mississippi State.....	3-4	L

1958		
at Alabama.....	3-2	W
at Alabama.....	5-4	W
***** CHAMPIONS *****		

1961		
LSU.....	3-4	L
at LSU.....	5-6	L

1963		
at Ole Miss	6-7	L
OLE MISS.....	7-4	W
OLE MISS.....	6-2	W
***** CHAMPIONS *****		

1964		
OLE MISS.....	10-9	W
at Ole Miss	0-7	L
at Ole Miss	0-5	L

1965		
at Miss. State.....	1-10	L
MISS. STATE	3-2	W
MISS. STATE	1-2	L

1967		
at Ole Miss	2-1	W
OLE MISS.....	9-6	W
***** CHAMPIONS *****		

1976		
at Kentucky	6-7	L
KENTUCKY	6-0	W
KENTUCKY	14-6	W
***** CHAMPIONS *****		

Note: Auburn represented the SEC's Eastern Division in all of its championship series appearances except for 1976, when the Tigers were a member of the SEC West.

AUBURN SEC TOURNAMENT RECORDS

BATTING

GAMES PLAYED

Series: 5, by 27 players
 Career: 14, Jay Waggoner (1992-95)
 14, Mike Killimett (1991-94)
 14, Brandon Moore (1991-94)

AT BATS

Game: 8, Mike Killimett vs. Arkansas (5/19/94)
 8, Russell Whittenburg vs. Ark. (5/19/94)
 Series: 24, Chris Hart (1989) [5 games]
 Career: 59, Jay Waggoner (1992-95) [14 gms]
 59, Brandon Moore (1991-94) [14 gms]

RUNS

Game: 3, Tony Caldwell vs. Ole Miss (5/28/10)
 3, Heath Kelly vs. Arkansas (5/17/98)
 3, Andrew Albrecht vs. Ky. (5/17/91)
 3, Frank Thomas vs. Miss. St. (5/12/88)
 3, Dom Fucci vs. Miss. St. (5/15/78)
 Series: 7, Heath Kelly (1998) [5 games]
 Career: 11, Andrew Albrecht (1988-91) [12 gms]

HITS

Game: 4, Sean Gamble vs. Arkansas (5/23/02)
 4, Chad Wandall vs. Alabama (5/13/98)
 4, Shawn McNally vs. Ark. (5/19/94)
 4, Brandon Moore vs. Florida (5/13/92)
 4, Trey Gainous vs. Kentucky (5/15/87)
 Series: 11, Scott Pratt (1998) [5 games]
 Career: 19, Brandon Moore (1991-94) [14 gms]

RBI

Game: 5, Mark Bellhorn vs. LSU (5/20/95)
 Series: 8, Mitch Duke (1993) [4 games]
 Career: 13, Mark Bellhorn (1993-95) [12 gms]

DOUBLES

Game: 2, Heath Kelly vs. Alabama (5/16/98)
 2, Mailon Kent vs. Alabama (5/16/98)
 2, Brian Alyea vs. Miss. State (5/23/93)
 2, Tony Haney vs. LSU (5/14/87)
 2, Steve Renfroe vs. Vandy (5/13/80)
 2, J.B. Brown vs. Miss. State (5/13/78)
 Series: 4, Heath Kelly (1998) [5 games]
 Career: 6, Mailon Kent (1998-01) [12 games]

TRIPLES

Game: 1, Chris Christopher vs. Miss. St. (5/23/93)
 1, Jackson Burgreen vs. Kentucky (5/20/15)
 1, Anfernee Grier vs. Florida (5/21/15)
 1, Jonah Todd vs. Ole Miss (5/23/17)
 Series: 1, four times (most recently Todd in 2017)
 Career: 1, Chris Christopher (1991-93); Anfernee Grier (2014-16); Jackson Burgreen (2013-15); Jonah Todd (2017)

HOME RUNS

Game: 2, Frank Thomas vs. Georgia (5/12/89)
 2, Mark Bellhorn vs. LSU (5/20/95)
 Series: 2, Todd Faulkner (1998) [5 games]
 2, Mark Bellhorn (1995) [3 games]
 2, Mark Bellhorn (1994) [5 games]
 2, Brandon Moore (1993) [4 games]
 2, Chris Hart (1989) [5 games]
 2, Frank Thomas (1989) [5 games]
 2, Dom Fucci (1978) [4 games]
 Career: 4, Frank Thomas (1987-89) [11 games]
 4, Mark Bellhorn (1993-95) [12 games]

STOLEN BASES

Game: 2, Jay Estes vs. Texas A&M (5/24/18)
 2, Jay Gonzalez vs. Georgia (5/23/12)
 2, Scott Pratt vs. Alabama (5/16/98)
 2, Shawn McNally vs. Ark. (5/19/94)
 Series: 3, Jay Estes (2018) [4 games]
 3, Melvin Gray (2015) [3 games]

BASES ON BALLS

Game: 3, eight times, most recently by Ryan Bliss vs. Tennessee 5/21/19)
 Series: 9, Alan Mock (1980) [4 games]
 Career: 13, Mark Bellhorn (1993-95) [12 gms]

STRIKEOUTS

Game: 5, Russell Whittenburg vs. Ark. (5/19/94)
 Series: 8, Josh Etheredge (1997) [4 games]
 Career: 13, Josh Etheredge (1997-98) [9 games]

BATTING AVERAGE

Series [min. 15 AB]: .563, Brian Alyea (1993) [9-for-16 in 4 games]
 Career [min. 25 AB]: .481, Trey Gainous (1986-87) [13-for-27 in 6 games]

PITCHING

GAMES PITCHED

Series: 4, Scott Roney (1978)
 Career: 7, Scott Renner (1987-91)

GAMES STARTED

Series: 2, John Powell (1993)
 2, John Powell (1991)
 2, Phil Deriso (1980)
 Career: 6, John Powell (1991-94)

GAMES RELIEVED

Series: 4, Reid Roney (1978)
 Career: 6, Jon Hebel (1990-93)

WINS

Series: 2, Kevin Knorst (1998)
 2, Tommy Youngblood (1989)
 2, Gregg Olson (1987)
 Career: 2, Colter Bean (1996-00)
 2, Kevin Knorst (1997-98)
 2, Ryan Halla (1993-95)
 2, Mike Ferry (1989-90)
 2, Tommy Youngblood (1987-89)
 2, Gregg Olson (1986-88)
 2, Mark Shiflett (1978-80)

LOSSES

Series: 1, 52 times
 Career: 2, eight times

INNINGS PITCHED

Game: 9.0, Chris Morrison vs. Miss. (5/19/95)
 9.0, Kevin Humphreys vs. MSU (5/20/94)
 9.0, John Powell vs. Arkansas (5/19/94)
 Series: 11.0, Tommy Youngblood (1989)
 Career: 33.1, John Powell (1991-94)

STRIKEOUTS

Game: 13, John Powell vs. Ark. (5/19/94) [9 IP]
 Series: 14, John Powell (1991) [8.0 IP, 2 games]
 Career: 47, John Powell (1991-94) [33.1 IP]

BASES ON BALLS

Game: 5, six tied with
 Series: 8, Phil Deriso (1980) [9.0 IP, 2 games]
 Career: 15, Jon Hebel (1990-93) [13.0 IP]

NATIONAL POLLS

NEWS & NOTES

BASEBALL AMERICA

May 22

1. Wake Forest
2. Florida*
3. Arkansas*
4. Stanford
5. LSU*
6. Vanderbilt
7. Clemson
8. Coastal Carolina
9. Virginia
10. Miami
11. East Carolina
12. Oklahoma State
13. Texas
14. West Virginia
15. Campbell
16. Dallas Baptist
17. Oregon State
18. Tennessee
19. Duke
20. **AUBURN**
21. Kentucky
22. South Carolina*
23. UConn
24. Maryland
25. Indiana State

D1 BASEBALL

May 22

1. Wake Forest
2. Florida*
3. Stanford
4. Arkansas*
5. LSU*
6. Clemson
7. Coastal Carolina
8. Vanderbilt
9. UConn
10. Oregon State
11. Miami
12. Virginia
13. Tennessee
14. Campbell
15. East Carolina
16. Southern Miss
17. Dallas Baptist
18. Oklahoma State
19. **AUBURN**
20. Texas
21. West Virginia
22. Boston College
23. Maryland
24. Alabama*
25. Kentucky

USA TODAY

May 22

1. Wake Forest
2. Florida*
3. LSU*
4. Arkansas*
5. Stanford
6. Vanderbilt
7. Coastal Carolina
8. Clemson
9. Virginia
10. UConn
11. Miami
12. East Carolina
13. Tennessee
14. Oregon state
15. Campbell
16. Dallas Baptist
17. West Virginia
18. Oklahoma State
19. South Carolina*
20. Boston College
21. Kentucky
22. Texas
23. Southern Miss
24. Duke
25. **AUBURN**

SCOUTING THE TIGERS

- Missouri enters the SEC Tournament as the No. 12 seed with a 30-23 overall record and 10-20 record in SEC play.
- The Tigers finished the regular season 5-4 in the last three weekends but went 1-14 on the road in league play.
- Offensively, Missouri ranks last in the league with a .262 average, including a .242 clip in league play. Second Team All-SEC third baseman Luke Mann leads the Tigers with a .318 average and 21 home runs along with 54 RBI.
- On the mound, the Tigers are 11th in the league with a 5.86 ERA, including a 7.38 ERA in conference play. The team's staff has struck out 476 batters in 441.0 innings.

ALL-SEC HONORS

- Bryson Ware, Ike Irish and Kason Howell earned All-SEC honors announced by the league Monday.
 - Ware: Second Team All-SEC
 - Irish: Freshman All-SEC Team
 - Howell: SEC All-Defensive Team

SECOND HALF SURGE

- Auburn went a league best 12-3 in the second half of SEC play, marking the program's best 15-game stretch in conference play since also going 12-3 in 2010.
- The Tigers have won five straight SEC series for the first time since 2010 and are one of two teams (Vanderbilt) to win five straight SEC series at any point this year.

WWWWWWAR EAGLE

- The Tigers ended the regular season with eight straight SEC wins, marking the program's longest winning streak since winning nine straight league games in 1995.
- The team is hitting .329 with a 3.21 ERA and outscoring opponents 77-28 during the win streak.
- The Tigers are one of three teams - along with Vanderbilt (10) and LSU (8) - to have won eight straight SEC games.
- The eight-game winning streak is the fourth longest active streak by a Power 5 program.

TOWARDS THE TOP OF THE STANDINGS

- Auburn finished fifth in the SEC standings for the second straight season, marking the first time the program has finished top five in back-to-back years since doing so in four straight years from 1997-2000.
- The team has finished .500 or better in SEC play in four of the last six years under head coach Butch Thompson, and one of the seasons with a sub-.500 SEC record ended in Omaha (2019).
- Prior to Thompson's arrival, the program had turned in just one such season (2010) in 12 years between 2004-15.

ERA IMPROVEMENTS

- Auburn ranked 13th in the SEC with an 8.83 ERA through the first four weeks of conference play.
- The Tigers rank third in the league with a 4.41 ERA the last six weeks of SEC play.
 - Last six weeks: 4.41 ERA
 - Last five weeks: 4.30 ERA
 - Last four weeks: 3.69 ERA
 - Last three weeks: 3.19 ERA
 - Last two weeks: 3.23 ERA
 - Last week: 3.00 ERA

NCBWA

May 22

1. Wake Forest
2. Florida*
3. Stanford
3. LSU*
5. Arkansas*
6. Vnderbilt
7. UConn
8. Coastal Carolina
9. Clemson
10. Miami
11. East Carolina
12. Virginia
13. Oregon State
14. Campbell
15. Tennessee
16. Dallas Baptist
17. Oklahoma State
17. Oklahoma State
19. South Carolina*
20. Boston College
21. Southern Miss
22. Duke
23. Kentucky
24. Maryland
25. Texas

PERFECT GAME

May 22

1. Wake Forest
2. Florida*
3. Stanford
4. Arkansas*
5. Clemson
6. LSU*
7. Miami
8. Coastal Carolina
9. Tennessee
10. Vanderbilt
11. Dallas Baptist
12. Virginia
13. **AUBURN**
14. UConn
15. East Carolina
16. Alabama*
17. Duke
18. Indiana State
19. Boston College
20. West Virginia
21. Campbell
22. South Carolina*
23. Oklahoma State
24. Southern Miss
25. Kentucky

COLLEGIATE BASEBALL

May 22

1. Wake Forest
2. Stanford
3. Florida*
4. Arkansas*
5. LSU*
6. Virginia
7. Clemson
8. Miami
9. Indiana State
10. Oral Roberts
11. Coastal Carolina
12. Southern Miss
13. Texas
14. Oklahoma State
15. Vanderbilt
16. **AUBURN**
17. Oregon State
18. West Virginia
19. Alabama*
20. UConn
21. Dallas Baptist
22. Maryland
23. Kent State
24. East Carolina
25. Tennessee

AUBURN IN THE POLLS

BA D1 CB NC PG USA

Pre.	22	NR	NR	NR	17	NR
2/20	23	NR	NR	NR	17	--
2/27	23	NR	NR	NR	13	NR
3/6	20	NR	20	NR	11	25
3/13	NR	NR	24	NR	18	NR
3/20	NR	NR	NR	NR	NR	NR

BA D1 CB NC PG USA

3/27	NR	NR	NR	NR	NR	NR
4/3	NR	NR	NR	NR	NR	NR
4/10	NR	NR	NR	NR	NR	NR
4/17	NR	NR	NR	NR	NR	NR
4/24	NR	NR	NR	NR	NR	NR
5/1	NR	NR	NR	NR	NR	NR

BA D1 CB NC PG USA

5/8	25	NR	NR	NR	23	NR
5/15	22	NR	NR	NR	19	NR
5/22	20	19	16	NR	13	25

KEY TO THE GAME

- The team that has produced the biggest inning in a game is 41-6 (.872) this season. Six games have had an equal biggest inning with one ending in a tie and four in one-run wins, including two in extra innings.

WENT CRAZY AT SWAYZE

- Auburn scored 37 runs on 50 hits and swept its series at Ole Miss, marking the first sweep in Oxford since 2010.
- The team led the league in both categories as well as average (.400) last weekend.
- Auburn's 37 runs and 26-run combined margin of victory were the most in a SEC series since sweeping Alabama in Tuscaloosa in 2018.
- The 50 hits were the most in a SEC series since also collected 50 hits in a series at Kentucky in 1997.

TOUGH TESTS

- Four of Auburn's SEC series came vs. teams ranked in the top three in the NCAA at the time of competition, including three on the road.
- The Tigers went 5-7 overall in those games.
 - Mar. 17-19 at No. 3 Arkansas (0-3)
 - Mar. 31-Apr. 2 at No. 2 Florida (1-2)
 - Apr. 28-30 at No. 2 South Carolina (2-1)
 - May 5-7 vs. No. 1 LSU (2-1)

FLARE FOR THE DRAMATIC

- Cole Foster hit a walk-off double in the bottom of the 9th inning in the finale to clinch the series vs. Mississippi State on Apr. 23.
- The walk-off was Auburn's fourth this season
 - Mar. 4 vs. LIP: Ike Irish single (9th)
 - Mar. 14 vs. GT: B. Wortham single (12th)
 - Mar. 23 vs. UGA: C. Wright walk (11th)
 - Apr. 23 vs. MSU: Cole Foster double (9th)

STARTING SERIES STRONG

- Auburn is 11-3 in series openers this season, including 7-3 in SEC series openers.
- The Tigers have turned in a 3.29 ERA in openers, holding opponents to three or fewer runs eight times and four or fewer runs 11 times.
- Last Friday's series opener vs. Missouri marked the team's first shutout of the season.

COMEBACK KIDS

- The Tigers have notched 15 comeback wins this season, including the series finale vs. Missouri last Saturday.
- Thirty-seven of the Tigers' 76 wins since the start of last season are comebacks.
- Auburn has come back from a pair of seven-run deficits this season - vs. Georgia Tech on Mar. 14 and vs. Mississippi State on Apr. 23.
- The comeback win vs. Mississippi State was the program's largest in SEC play since responding from a nine-run deficit against the Bulldogs on May 8, 2010.

HITTING THE LONG BALL

- Thirty-one of Auburn's 50 home runs in SEC play came in the last five weeks.
- The Tigers have homered three or more times in six games during the span, including three times in the last six games.

TAKING DOWN TOP-RANKED TEAMS

- As far as records indicate, Auburn's series win vs. No. 1 LSU was the program's first series win against a top-ranked team.
- The Tigers defeated the No. 2 ranked team on the road and the No. 1 ranked team at home in back-to-back weeks.
- After being the first team to defeat South Carolina in a series at Founders Park, Auburn became the first team to defeat LSU in a series this season.
- The end of the series marked the first time LSU lost back-to-back games all year.

RECORD WATCH

- Senior captain Kason Howell is tied with Todd Faulkner for the program record and the NCAA active career leader in doubles (71).
 - Kason Howell (2019-23) - 71
 - Todd Faulkner (1998-01) - 71
 - Gabe Gross (1999-01) - 68
- Howell's 23 doubles this season lead the SEC while ranking tied for eighth in program history and ninth in the NCAA this season.
- His 90 career extra-base hits - 71 doubles, five triples, 14 homers - are ninth most in program history.

HOWELL'S HOLDING IT DOWN

- Howell has started in 165 of the last 166 games dating back to 2021 and in 241 games in his Auburn career.
- With 243 career games played, Howell is four games shy of breaking the AU record.
 - Jay Waggoner (1992-95) - 246
 - Chad Wandall (1996-99) - 245
 - Kason Howell (2019-pres) - 243
 - Brandon Moore (1991-94) - 242
- He also ranks fifth in AU history and seventh among active NCAA players in at-bats (889).

COOP KEEPS CRUSHING

- Cooper McMurray hit his 14th home run of the season, including his 11th of SEC play, in the series-clinching win vs. Missouri - a 444-foot shot that left the bat at 110 mph.
- McMurray matched a season high with five RBI and hit a grand slam in the series finale at Ole Miss, marking his 14th multi-RBI game and third game with four+ RBI this year.
- Twelve of his home runs and 40 of his RBI have come in 31 games since Mar. 23.
- He ranked top five in SEC games in RBI (35), on-base percentage (.469) and slugging (.750) and ranked tied for eighth in home runs (11).
- McMurray earned SEC Player of the Week on Apr. 24 after homering five times and driving in nine runs in four games from Apr. 18-23.

WARE-ING 'EM OUT

- Coming into the year a .246 hitter in 92 games, Bryson Ware finished the regular season top 10 in the SEC in hits (73), runs (61), homers (21), RBI (57), slugging percentage (.730) and total bases (149) while hitting at a career best .358 clip.
- Ware is hitting .423 in the last 13 SEC games and has reached base in all but three games this season, including a 34-game on base streak to begin the year.
- He hit a go-ahead, three-run home run in the bottom of the 8th inning in the finale vs. Mississippi State, marking his fourth game-tying or go-ahead home run in the 8th inning or later this season.
 - Mar. 4 vs. LIP: game-tying two-run HR
 - Mar. 5 vs. LIP: go-ahead three-run HR
 - Apr. 11 at GT: go-ahead three-run HR
 - Apr. 23 vs. MSU: go-ahead three-run HR

DICK HOWSER TROPHY SEMIFINALIST

- Ware was named a semifinalist for the Dick Howser Trophy last week, becoming Auburn's fifth semifinalist for the award - Hunter Morris (2010), Casey Mize (2018), Ryan Bliss (2021) and Sonny DiChiara (2022).
- He was also previously named to the Golden Spikes Award Midseason Watch List.

20 HOMER CLUB

- With a home runs in both games of last Friday's doubleheader, Ware became the seventh player in program history to hit 20 or more home runs in a season.
 - 23 - Hunter Morris (2010)
 - 22 - Sonny DiChiara (2022)
 - 22 - Brian Fletcher (2010)
 - 22 - Todd Faulkner (2000)
 - 21 - Bryson Ware (2023)
 - 21 - Josh Etheredge (1998)
 - 21 - Frank Thomas (1987)
 - 20 - Josh Etheredge (1997)
 - 20 - Todd Faulkner (1998)

BOBBY BARRELS + BAZOOKA

- Bobby Peirce has multiple hits in eight of the last 13 SEC games, including a pair of three-hit games while going 8-for-17 at Ole Miss, and is hitting .362 during the span.
- After returning to full strength from a hamstring injury, Peirce went on an 11-game hitting streak from Mar. 28-Apr. 15 and has a hit in 26 of 29 games since his return while reaching in all but two contests.
- Additionally, Peirce has registered seven outfield assists since Apr. 1, including a pair of games with two assists - Apr. 7 vs. Texas A&M and Apr. 25 vs. Troy.
- Peirce has 12 outfield assists since Apr. 16, 2022, and his seven outfield assists this season are the most by an Auburn player since Judd Ward had nine outfield assists in 2019.

FOSTER'S CATCHING FIRE

- In the last two series, Cole Foster leads the team with a .464 AVG, 13 H and 4 HR and is tied for the team lead with 9 R and 9 RBI.
- Cole Foster went 9-for-15 with seven runs, one double, three homers and six RBI in three games at Ole Miss and was named the Brooks Wallace Award Shortstop of the Week.
- He has four hits in a team-best three games this season after doing so in the series opener at Ole Miss as well as in back-to-back games on Mar. 8-10 earlier this year.
- Foster is a Brooks Wallace Award semifinalist and is rated by D1 Baseball as the No. 16 shortstop in the country.

WE WANNA BE LIKE IKE

- Ike Irish's 21 doubles are good for third in the SEC and the most among freshmen nationally, and he ranks tied for fifth in the SEC and sixth among freshmen nationally with 79 hits.
- Irish collected multiple hits in 13 of his first 17 career games and leads the team with 26 multi-hit games this season, including three of the last five games.
- He homered in three straight SEC games from May 12-19 and drove in the game-winning runs in the 8th inning of the series finale vs. Missouri en route to earning his third SEC Freshman of the Week honors.

STANFIELD SETTING THE TABLE

- Chris Stanfield has hit out of the leadoff spot in the last 15 SEC games.
- He scored the game-winning run in the 8th inning of the series opener vs. MSU and stole home in the first inning of the opener at USC.
- Stanfield collected his first career three-hit game in the series finale at Ole Miss and finished the weekend 4-for-his-last-5.

STARTING SUCCESS

- Auburn starting pitchers have turned in a 2.88 ERA with 51 strikeouts in 50.0 innings over the last 12 SEC games.
- Starting pitchers Chase Allsup, Tommy Vail and Christian Herberholz have turned in a combined 2.18 ERA the last three weeks.
- Vail and Herberholz rank first and second in the league with ERAs of 1.47 and 1.80, respectively, the last six weeks.

VALIANT EFFORT FROM VAIL

- Tommy Vail turned in 8.0 innings of one-run ball in the series-clinching win at Ole Miss, marking the longest outing by an Auburn pitcher this season and the longest since Joseph Gonzalez also logged 8.0 innings at Miss. State on Apr. 16, 2022.
- In the last six weeks, including five starts, Vail leads the SEC with a 1.47 ERA and is 3-0 with 35 strikeouts in 30.2 innings.
- His 10-strikeout performance vs. Miss. State on Apr. 21 was the first by an Auburn pitcher in a SEC game since Tanner Burns in 2019.

FAB FIVE FROSH

- Auburn's five freshmen in Perfect Game's top 100 were the second most in the country.
 - Zach Crotchfelt; LHP; Jackson, N.J.
 - Ike Irish; C/DH; Hudsonville, Mich.
 - Gavin Miller; IF; Oakdale, Pa.
 - Hayden Murphy; RHP; Chula, Ga.
 - Chris Stanfield; OF; Tallahassee, Fla.

RECRUITING RANKINGS

- The Tigers 2022 incoming class was ranked unanimously in the top 10 by Perfect Game (No. 5), Baseball America (No. 6), Collegiate Baseball (No. 8) and D1 Baseball (No. 10).
- Perfect Game's No. 5 ranking is tied for the second highest in program history, trailing only the No. 4 class from 2017.
- Auburn's next two classes for 2023 and 2024 are also ranked in the top 10 by Perfect Game.

BIG SHOES TO FILL

- The Tigers have been tasked with replacing its top four hitters - Sonny DiChiara, Blake Rambusch, Brooks Carlson and Brody Moore - and five of its top pitchers - Mason Barnett, Trace Bright, Blake Burkhalter, Hayden Mullins and Carson Skipper - from 2022.

CONGRATS GRADS

- Four Auburn players in Ryan Dyal, Kason Howell, Bobby Peirce and Bryson Ware as well as manager Trenton Reynolds earned their Auburn degrees earlier this month.
- Five Auburn players also already wear SEC graduate patches this season - Josh Hall, Brody Wortham, Justin Kirby, Tommy Sheehan and Tommy Vail.

ACCOLADES FOR THE ASSISTANTS

- Assistant coaches Karl Nonemaker and Gabe Gross both took home hardware in 2022.
- Nonemaker was named the American Baseball Coaches Association NCAA Division I Assistant Coach of the Year and Gross earned Alabama Baseball Coaches Association Division I Assistant Coach of the Year honors.

SEC EXPERIENCE ON STAFF

- Auburn's coaching staff includes 43 years of experience as a SEC coach.
 - Butch Thompson: 21 years
 - Karl Nonemaker: 8 years
 - Gabe Gross: 7 years
 - Daron Schoenrock: 7 years

PRESEASON PROGNOSIS

- Despite being one of six programs in the country to advance to the College World Series twice in the last three postseasons - Auburn, Arkansas, Mississippi State, Texas, Stanford and Vanderbilt - the Tigers went unranked in four of the six major preseason polls and were voted on by league head coaches to finish sixth in the SEC West.

THE ROAD TO OMAHA

- Auburn advanced to the College World Series for the second time in the last three postseasons in 2022, becoming one of six programs to accomplish the feat - Auburn, Arkansas, Mississippi State, Texas, Stanford and Vanderbilt.
- The Tigers hosted a regional for the first time in 12 years and outscored the opponents 51-18, marking the most runs by a SEC team in a three-game regional.
- The team then became the first program to defeat Oregon State in a home super regional, and secured the program's first win in Omaha since 1997 with a 6-2 win against Stanford.

PACK OUT PLAINSMAN PARK

- The 2023 season marks the third straight that Auburn has sold out of season tickets.
- A record 18 games this season, including all 15 games in SEC play, have been sold out.
- The program shattered the previous single-season attendance record from 2004 by more than 16,000, welcoming 127,947 fans through the gates of Plainsman Park in 2022.
- Auburn's 2023 attendance total currently sits at 121,756, trailing the 2022 total for the second highest in program history.

THE 2022 MLB DRAFT WAS A DANDY

- Auburn had eight players selected in the 2022 MLB Draft, all previously undrafted.
- The eight draft picks were the second most in program history, third most in the SEC and tied for the fifth most in the country.
- The four picks in the top five rounds were the most in program history, as were the eight picks in the top 20 rounds.
- It marked the 48th consecutive year the Tigers had at least one player selected, tied for the longest active streak in the SEC.
- It marked the program record seventh straight season Auburn had a top-five-round pick.

THOMPSON'S TENURE

- In seven years under Butch Thompson, Auburn has had 36 draft picks, including 16 in the top 10 rounds and 12 in the top five rounds.
- Both top-10 and top-five rounds totals are good for the most in a seven-year span in program history.

THE LAST TIME...

BATTING SUPERLATIVES

5 hits in a game
6 hits in a game

Reached base 6 times
Reached base 7 times

4 runs in a game
5 runs in a game
6 runs in a game

10-game hitting streak
15-game hitting streak
20-game hitting streak
25-game hitting streak
30-game hitting streak

3 doubles in a game
4 doubles in a game

2 triples in a game
3 triples in a game

2 home runs in one game
3 home runs in one game

7 RBI in a game
8 RBI in a game
9 RBI in a game
10 RBI in a game

Grand slam home run
Inside-the-park home run
HR to begin game
Two HR in one inning
HR in consecutive at-bats
HR in three consecutive at-bats
HR in consecutive games
HR in three consecutive games
HR in three consecutive SEC games
HR in four consecutive games
HR in four consecutive SEC games
HR in five consecutive games
Walk-off HR
Pinch-hit HR
Pinch-hit grand slam
HR in first at-bat of season
HR in both games of DH

Hit for the cycle

Hit from both sides of plate in same inning
Two hits in same inning

Stole home
Stole two bases in a game
Stole three bases in a game

Hit by a pitch 2 times in a game
Hit by a pitch 3+ times in a game

Scored 20 or more runs
Scored 25 or more runs
Scored 30 or more runs

Scored 5 runs in an Inning
Scored 6 runs in an Inning
Scored 7 runs in an Inning
Scored 8 runs in an Inning
Scored 9 runs in an Inning
Scored 10+ runs in an Inning
Recorded 10+ hits in an Inning
Scored in every inning

Recorded 15-19 hits
Recorded 20 or more hits

Hit 3 or more home runs in an inning
Hit 3 or more home runs in a game
Hit 5 or more home runs in a game
Hit 7 or more home runs in a game
Hit back-to-back home runs
Hit back-to-back-to-back home runs

Had 5 doubles
Had 6 doubles
Had 7 doubles
Had 8 doubles
Had 9+ doubles

Stole 5 bases in a game
Stole 6 bases in a game
Stole 7 bases in a game
Stole 8 bases in a game

Walked 10+ times
Did not strike out in a game

Bobby Peirce at Georgia Tech [5-for-5] (4/11/23)
Tyler Johnstone vs. Elon [6-for-7, 2B, 3B] (2/25/05)

Kason Howell vs. Florida State [4-5, 2 BB] (6/4/22)
Brody Moore vs. Florida State [5-5, 2BB] (6/4/22)

Bobby Peirce vs. #1 LSU (5/7/23)
Sonny DiChiara vs. Florida State (6/4/22)
Bryson Ware vs. Alabama A&M (2/24/21)

Bobby Peirce, 11 games (3/28-4/15/23)
Bryson Ware, 18 games (3/14-4/14/23)
A. Grier, 22 games, (5/31/15-3/22/16)
Justin Fradejas, 27 games (3/23-5/7/10)
Casey Dunn, 31 games (2/22 [G1]-4/15/97)

Kason Howell at Ole Miss (5/12/23)
Ken Dempsey vs. Georgia (1977)

Kason Howell vs. #1 LSU (5/7/23)
never

Cole Foster at Ole Miss (5/12/23)
Cole Foster vs. Southeastern (6/3/22)

Justin Kirby vs. USC (2/26/23)
Justin Bryant at Georgia (3/19/10)
Cole Foster vs. Southeastern (6/3/22)
Bob Berry vs. Huntington (4/15/82)

Cooper McMurray at Ole Miss (5/13/23)
Kason Howell vs. Southeastern (3/11/23)
Ryan Bliss vs. #11 Ole Miss (5/25/21)
Cole Foster vs. Southeastern [1st] (6/3/22)
Cooper McMurray vs. Mississippi State (4/23/23)
Edouard Julien (2/20-22/19)
Bryson Ware vs. Missouri (5/19/23)
Ike Irish (5/12-19/23)
Ike Irish (5/12-19/23)
Cooper McMurray (4/18-23/23)
Mike Bianucci (5/2-9/08)
Tim Lemons (4/6-10/85)
Kason Howell vs. Yale (G1 - 2/26/22)
Cam Hill vs. Kentucky (3/26/21)
Edouard Julien vs. BYU (G1 - 3/3/18)
Steven Williams vs. Longwood (2/17/18)
Bryson Ware vs. Missouri (5/19/23)

Judd Ward [3B, 1B, HR, 2B] vs. Illinois-Chicago (G1 - 2/15/20)

Cole Foster [1st inn.] vs. Southeastern (6/3/22)
Chris Stanfield [1B, 1B] at Ole Miss [5th] (5/13/23)

Josh Hall vs. Kansas State (2/20/22)
Cole Foster vs. Samford (4/18/23)
Anfernee Grier vs. Southern (2/26/16)

Bobby Peirce vs. Missouri (5/20/23)
Dan Glevenyak at Alabama (4) (4/11/14)

21 vs. Florida State (6/4/22)
25 vs. Longwood (2/17/18)
33 vs. Alabama A&M (2/24/21)

5, vs. Missouri (8th) (5/20/23)
6, at Ole Miss (5th) (5/13/23)
7, vs. Mississippi State (9th) (4/23/23)
8, at UAB (5th) (3/19/19)
9, vs. Rhode Island (1st) (G1 - 3/5/22)
11, vs. Florida A&M (1st) (3/11/23)
11, vs. Furman (5th) (2/12/00)
vs. Coppin State (3/18/14)

17, at Ole Miss (5/12/23)
20, at Ole Miss (5/13/23)

3, vs. Florida A&M [1st] (3/1/23)
3, vs. Missouri (5/29/23)
5, at #2 South Carolina (4/30/23)
7, vs. Southeastern (6/3/22)
B. Ware & I. Irish vs. Missouri (5/19/23)
R. Bliss, T. Miller & R. Woley vs. Texas A&M (1st) (5/15/21)

5, at Ole Miss (5/12/23)
6, vs. Missouri (5/20/21)
7, vs. Chicago State (3/8/20)
8, vs. Lipscomb (3/4/23)
11, vs. Alabama A&M (2/24/21)

5, vs. Bethune-Cookman (5/6/14)
6, vs. #21 Tennessee (3/17/19)
7, vs. Presbyterian (5/8/12)
8, vs. Alcorn State (2/22/12)

11, vs. North Alabama (3/28/23)
vs. Belmont (3/11/12)

PITCHING SUPERLATIVES

INDIVIDUAL
Nine-inning no-hitter
Nine-inning no-hitter (combined)
Seven-inning no-hitter
Nine-inning perfect game
Seven-inning perfect game
Nine-inning one-hitter (individual)
Nine-inning one-hitter (combined)
Five-inning one-hitter
Nine-inning two-hitter

Casey Mize vs. Northeastern (3/9/18)
Mike Mueller [2.0], Lee Carter [1.0], Brandon Channell [1.0], Reid Price [1.0], Andrew Skinner [1.0], Arnold Hughey [1.0], Ken Clayton [1.0], Cory Duedeit [0.2], Sean Jones [0.1] vs. UAB (3/19/02)

Jason Johnson vs. LaGrange College (4/30/91)

Eric Brandon vs. Murray State (3/2/02)
Jason Johnson vs. LaGrange College (4/30/91)

Keegan Thompson vs. Presbyterian (3/1/14)
Tanner Burns [7.0], Cody Greenhill [2.0] vs. Chicago State (3/6/20)
Kevin Davis [3.2], Jacob Milliman [1.1], vs. Radford (2/22/15)

Tanner Burns [9.0] vs. Cincinnati (3/1/19)

Complete game
Complete game shutout
Consecutive complete games

Drew Nelson vs. North Alabama [7] (3/28/23)
Jack Owen vs. UTSA (3/9/19)
K. Thompson vs. Arkansas & LSU (4/4 & 4/11/15)

Struck out 10 batters
Struck out 11 batters
Struck out 12 batters
Struck out 13 batters
Struck out 15 batters

10 by Tommy Vail vs. Mississippi State (4/21/23)
11 by Jordan Armstrong vs. Yale (2/25/22)
12 by Casey Mize at Kentucky (3/23/18)
13 by Casey Mize vs. Texas A&M (3/16/18)
15 by Tanner Burns vs. Cincinnati (3/1/19)

TEAM
Struck out 15+ batters
Struck out 20+ batters
Struck out 15 batters consecutive games
Shut out an opponent
Consecutive shutouts
Three straight shutouts
Shut out an SEC opponent
Shut out an SEC opponent on the road
Consecutive SEC shutouts
Consecutive SEC shutouts on the road
Was shut out
Was held to one hit
Was no hit

16, Bright [8], Sheehan [3], Burkhalter [5] vs. Stanford (6/20/22)
20, Fuller [4], Watson [4], Anderson [3], Greenhill [4], Skipper [3], Wade [2] vs. #9 Arkansas (4/5/19) vs. Ga State, at Missouri (4/5-7/16)
16-0 / 12-0 [7] vs. Rhode Island (3/5/22)
2-0 vs. UT Martin / 6-0 vs. UTSA (3/6-9/19)
3-0 at Missouri (5/21/21)
5-0 and 4-0 at Miss. State (3/27-28/15)
5-0 and 4-0 at Miss. State (3/27-28/15)
3-0 vs. #1 LSU (5/5/23) vs. #24 Missouri (4/1/18) vs. #13 Arkansas (5/25/17)

FIELDING SUPERLATIVES
2 errors in a game
3 errors in a game
4 errors in a game

Jake Wyandt vs. #1 Ole Miss (3/17/22)
Luke Jarvis vs. Presbyterian (3/11/17)
Brett Burnham at Alabama (4/5/00)

3 double plays turned in a game
4 double plays turned in a game
5 double plays turned in a game

vs. Samford (4/18/23) at #1 Arkansas (4/3/21) never

vs. Memphis (5/22/78) at Florida [4th] (3/15/08)

Threw a runner out at HP to end game
Bryson Ware at Mississippi State (4/17/22)

MISC. SUPERLATIVES
Won 10 or more consecutive games
Won 15 or more consecutive games
Won 8 or more consecutive SEC games
Lost 5 or more consecutive games

15 (2/24-3/22/19)
15 (2/24-3/22/19)
8 (5/6-20/23)
5 (4/2-11/21)

Home winning streak
Road winning streak
Season-opening winning streak

21 (1964-66)
14 (1967/1995)
17 (2/7-3/5/97)

Extra-innings victory
Extra-innings loss

7-6, vs. Georgia [11 inn.] (3/23/23)
8-12, at Georgia Tech [10 inn.] (4/11/23)

Swept a 3-game series
Swept a road series
Swept a road SEC series
Swept a SEC series
Swept a 4-game series
Swept a doubleheader

vs. Missouri (5/19-20/23) at Ole Miss (5/12-13/23) at Ole Miss (5/12-13/23) vs. Missouri (5/19-20/23) vs. Missouri (5/19-20/23) Rhode Island (3/4-6/22) vs. Missouri (5/19/23)

Allowed 3 runs or fewer in a three-game series
Allowed 3 runs or fewer in a four-game series
Allowed 3 runs or fewer in a SEC series
Allowed 4 runs or fewer in a series
Allowed 4 runs or fewer in a SEC series
Allowed 3 runs or fewer in a road series
Allowed 3 runs or fewer in a SEC road series

2, vs. Chicago State (3/6-8/20)
3, vs. Rhode Island (3/4-6/22)
3, vs. Miss. State (3/27-29/15)
3, vs. UTSA (3/8-9/19)
4, vs. Georgia (4/23-25/15)
3, vs. Miss. State (3/27-29/15)
3, vs. Miss. State (3/27-29/15)

Overcome a deficit of 7+ runs
7 runs, [0-7] vs. Mississippi State (4/23/23)

Won a 1-0 game
Lost a 1-0 game

vs. Mercer (5/30/15) [NCAA Regional] vs. Ohio State (2/15/14)

Walk-off win
Walk-off loss

vs. Mississippi State [9 inn.] (4/23/23) at Georgia Tech [10 inn.] (4/11/23)

17 • TREVOR HORNE RHP

6-3 • 203 • R-FR • Phenix City, AL • Glenwood

CAREER STATISTICS

YEAR	ERA	W-L	G/S	IP	H	R	ER	BB	K	BAA
2023	9.64	0-1	9/0	9.1	11	10	10	6	9	.282

SEASON HIGHS

IP: 1.2, three times
H: 3, two times
R: 4, vs. Texas A&M (4/7)
ER: 4, vs. Texas A&M (4/7)
K: 3, vs. FAMU (3/1)
BB: 3, vs. Texas A&M (4/7)
PC: 40, vs. Texas A&M (4/7)

CAREER HIGHS

1.2, three times
3, two times
4, vs. Texas A&M (4/7/23)
4, vs. Texas A&M (4/7/23)
3, vs. FAMU (3/1/23)
3, vs. Texas A&M (4/7/23)
40, vs. Texas A&M (4/7/23)

43 • CHASE ISBELL RHP

6-2 • 210 • SR • Springville, AL • Samford

- Tied for the most appearances on the team (21)
- Pitched the last 2.0 IP in the series finale at Ole Miss
- Earned a save in back-to-back appearances vs. USA (3/21) and UGA (3/24)
- Pitched an immaculate inning vs. UNA (2/21)

CAREER STATISTICS

YEAR	ERA	W-L	G/S	IP	H	R	ER	BB	K	BAA
2020*	3.38	1-0	5/0	5.1	3	4	2	7	6	.167
2021*	2.32	4-2	26/0	31.0	19	9	8	13	44	.173
2022	4.82	1-1	14/0	18.2	17	10	10	14	23	.243
2023	7.09	2-1	21/1	26.2	30	21	21	15	36	.283
AU	6.15	3-2	35/1	45.1	47	31	31	29	59	.267
TOTAL	4.52	8-4	66/1	81.2	69	44	41	49	109	--

SEASON HIGHS

IP: 3.1 vs. Lipscomb (3/4)
H: 4, vs. Lipscomb (3/4)
R: 4, vs. USC (2/26)
ER: 4, vs. USC (2/26)
K: 7, vs. Lipscomb (3/4)
BB: 2, three times
PC: 56, vs. Lipscomb (3/4)

CAREER HIGHS

3.1, vs. Lipscomb (3/4/23)
5, vs. Vandy (4/9/22)
5, at LSU (4/1/22)
5, at LSU (4/1/22)
7, vs. Lipscomb (3/4/23)
3, at Samford (5/17/22)
57, at ETSU (5/21/21)

47 • C. KESHOCK RHP

6-6 • 214 • FR • Spanish Fort, Ala. • Spanish Fort

- Logged a season-high 1.1 IP in the finale at SC (4/30)
- Retired the first four batters he faced in the outing, his first appearance since Mar. 25

CAREER STATISTICS

YEAR	ERA	W-L	G/S	IP	H	R	ER	BB	K	BAA
2023	36.00	0-0	5/0	3.0	10	12	12	2	3	.526

SEASON HIGHS

IP: 1.1, at S. Carolina (4/30)
H: 4, vs. Georgia (3/25)
R: 7, vs. Georgia (3/25)
ER: 7, vs. Georgia (3/25)
K: 1, three times
BB: 1, two times
PC: 19, at S. Carolina (4/30)

CAREER HIGHS

1.1, at S. Carolina (4/30/23)
4, vs. Georgia (3/25/23)
7, vs. Georgia (3/25/23)
7, vs. Georgia (3/25/23)
1, three times
1, two times
19, at S. Carolina (4/30/23)

22 • HAYDEN MURPHY RHP

6-3 • 185 • FR • Chula, GA • Tiftarea Academy

- Pitched a 1-2-3 9th inning in the opener vs. LSU (5/5)
- Made his first career start vs. Troy (4/25)
- Pitched a season-high 3.1 IP and earned his first career win in the midweek vs. Samford (4/18)

CAREER STATISTICS

YEAR	ERA	W-L	G/S	IP	H	R	ER	BB	K	BAA
2023	11.00	1-0	12/1	18.0	32	22	22	8	11	.386

SEASON HIGHS

IP: 3.1, vs. Samford (4/18)
H: 7, vs. Texas A&M (4/7)
R: 5, two times
ER: 5, two times
K: 2, four times
BB: 2, two times
PC: 64, vs. Texas A&M (4/7)

CAREER HIGHS

3.1, vs. Samford (4/18/23)
7, vs. Texas A&M (4/7/23)
5, two times
5, two times
2, four times
2, two times
64, vs. Texas A&M (4/7/23)

12 • DREW NELSON LHP

5-11 • 198 • FR • Troy, AL • Pike Liberal Arts

- Earned his first SEC win in 2.0 scoreless IP in the series finale at Ole Miss (5/12)
- Pitched a 7.0 inning complete game vs. UNA (3/28)

CAREER STATISTICS

YEAR	ERA	W-L	G/S	IP	H	R	ER	BB	K	BAA
2023	6.54	3-3	17/5	31.2	24	24	23	20	31	.211

SEASON HIGHS

IP: 7.0, vs. North Alabama (3/28)
H: 4, vs. USC (2/26)
R: 4, two times
ER: 4, two times
K: 7, vs. North Alabama (3/28)
BB: 3, four times
PC: 93, vs. North Alabama (3/28)

CAREER HIGHS

7.0, vs. North Alabama (3/28/23)
4, vs. USC (2/26/23)
4, two times
4, two times
7, vs. North Alabama (3/28/23)
3, four times
93, vs. North Alabama (3/28/23)

44 • RYAN OLSON RHP

6-1 • 206 • FR • Auburn, AL • Auburn

- Made his SEC debut and recorded an out to end the 8th inning in the finale at SC (4/30)

CAREER STATISTICS

YEAR	ERA	W-L	G/S	IP	H	R	ER	BB	K	BAA
2023	18.00	0-0	4/0	2.0	6	4	4	2	3	.545

SEASON HIGHS

IP: 1.0, vs. FAMU (3/1)
H: 3, vs. Southeastern (3/11)
R: 3, vs. Southeastern (3/11)
ER: 3, vs. Southeastern (3/11)
K: 2, vs. FAMU (3/1)
BB: 2, vs. Indiana (2/19)
PC: 26, vs. FAMU (3/1)

CAREER HIGHS

1.0, vs. FAMU (3/1/23)
3, vs. Southeastern (3/11/23)
3, vs. Southeastern (3/11/23)
3, vs. Southeastern (3/11/23)
2, vs. FAMU (3/1/23)
2, vs. Indiana (2/19/23)
26, vs. FAMU (3/1/23)

21 • TOMMY VAIL LHP

5-11 • 190 • Gr. • Seattle, WA • TCU/Notre Dame

- Auburn is 10-2 in games he has started
- Logged 8.0 IP and held Ole Miss to 1 R on 2 H with 1 BB and 6 K in the series clinching win in Oxford
- Retired the last 14 batters he faced
- His 8.0 IP were the most by an Auburn pitcher this season and the most since 4/16/22
- Is 3-0 and leads the SEC with a 1.47 ERA in 30.2 IP the last six weekends
- Ranks top 10 in the league in ERA (3.38), strikeouts (72), opposing avg (.182), and hits allowed (39)

CAREER STATISTICS

YEAR	ERA	W-L	G/S	IP	H	R	ER	BB	K	BAA
2018*	3.90	3-2	27/1	27.2	24	16	12	24	30	.231
2019*	3.27	3-2	25/2	44.0	24	19	16	26	61	.157
2020*	2.08	3-0	7/0	17.1	5	6	4	3	24	.086
2021*				DNP-INJURED						
2022*	3.65	1-0	13/0	12.1	9	5	5	6	15	.205
2023	3.38	5-1	15/12	61.1	39	25	23	36	72	.182
TOTAL	3.32	14-5	87/15	162.2	101	71	60	95	202	--

SEASON HIGHS

IP: 8.0, at Ole Miss (5/12)
H: 7, vs. Georgia (3/23)
R: 5, two times
ER: 5, vs. Texas A&M (4/7)
K: 10, vs. Miss State (4/21)
BB: 6, at S. Carolina (4/28)
PC: 107, at Ole Miss (5/12)

CAREER HIGHS

8.0, at Ole Miss (5/12/23)
7, vs. Georgia (3/23/23)
5, two times
5, vs. Texas A&M (4/7/23)
10, vs. Miss State (4/21/23)
6, at S. Carolina (4/28/23)
107, at Ole Miss (5/12/23)

AUBURN IN THE NATIONAL AND SEC RANKINGS

(as of May 22)

TEAM	TOTAL	NCAA	SEC
Fielding percentage	.979	29	7
5 KASON HOWELL	TOTAL	NCAA	SEC
Doubles	23	9	1
18 IKE IRISH	TOTAL	NCAA	SEC
Doubles	21	27	3
12 DREW NELSON	TOTAL	NCAA	SEC
Complete games	1	44	2
21 TOMMY VAIL	TOTAL	NCAA	SEC
Hits/9.0 IP	5.72	10	4
8 BRYSON WARE	TOTAL	NCAA	SEC
Home runs	21	15	4
Total bases	149	33	6
Slugging percentage	.730	37	6

SUPERLATIVES AND MISCELLANEOUS NOTES

STARTS BY POSITION

STARTING PITCHER

Tommy Vail	12	10-2
Christian Herberholz	8	5-3
Chase Allsup	6	4-2
Zach Crotchfelt	6	3-3
Konner Copeland	5	3-2
Drew Nelson	5	3-2
Tanner Bauman	3	3-0
Will Cannon	3	1-2
John Armstrong	1	0-1
Jospeh Gonzalez	1	1-0
Chase Isbell	1	0-0-1
Hayden Murphy	1	0-1
Tommy Sheehan	1	0-1

CATCHER

Nate LaRue	41	24-16-1
Carter Wright	6	6-0
Ryan Dyal	5	3-2
Ike Irish	1	0-1

FIRST BASE

Cooper McMurray	36	22-13-1
Ike Irish	12	6-6
Cam Hill	3	3-0
Brody Wortham	2	1-1

SECOND BASE

Caden Green	42	26-15-1
Brody Moss	7	5-2
Bryson Ware	4	2-2

THIRD BASE

Bryson Ware	49	31-17-1
Gavin Miller	4	2-2

SHORTSTOP

Cole Foster	50	32-17-1
Caden Green	3	1-2

LEFT FIELD

Chris Stanfield	34	23-11
Bobby Peirce	17	8-8-1
Mike Bello	1	1-0
Josh Hall	1	1-0

CENTER FIELD

Kason Howell	52	32-19-1
Chris Stanfield	1	1-0

RIGHT FIELD

Justin Kirby	32	18-13-1
Bobby Peirce	19	14-5
Josh Hall	2	1-1

DESIGNATED HITTER

Ike Irish	40	27-12-1
Mike Bello	4	0-4
Bobby Peirce	4	3-1
Ryan Dyal	2	2-0
Justin Kirby	2	1-1
Cam Hill	1	0-1

2023 AUBURN & OPPONENT HIGHS

TEAM BATTING

	AUBURN	OPPONENT
Runs in a game	18, vs. FAMU [7] (3/1)	24, Georgia (3/25)
Runs in an inning	11 [1st], vs. FAMU [7] (3/1)	16 [8th], Georgia (3/25)
Most Hits in a game	20, two times	22, Georgia Tech (3/14)
Fewest Hits in a game	3, at Arkansas (3/19)	3, two times
Hits in an inning	7, three times	8 [8th], Georgia (3/25)
2B in a game	8, vs. Lipscomb (3/4)	8, Georgia Tech (3/14)
3B in a game	2, vs. LSU (5/7)	1, three times
HR in a game	5, at SC (4/30)	4, two times
SB in a game	3, three times	5, Texas A&M (4/7)
LOB in a game	15, two times	14, two times
K in a game	18, vs. LSU (5/5)	14, four times
BB in a game	14, vs. FAMU [7] (3/1)	14, Florida (4/2)

TEAM PITCHING

	AUBURN	OPPONENT
K in a game	14, four times	18, LSU (5/5)
BB in a game	14, at Florida (4/2)	14, FAMU (3/1)
Pitchers used	8, two times	10, Georgia Tech (4/11)
Total Quality Starts	4	8

TEAM FIELDING

	AUBURN	OPPONENT
Errors in a game	4, vs. USA (3/21)	3, four times
DP turned in a game	3, three times	5, Alabama (4/15)

IND. BATTING

	AUBURN	OPPONENT
Hits in a game	5, Peirce at GT (4/11)	5, two times
Runs in a game	4, Peirce vs. LSU (5/7)	5, Langford [UF] (4/2)
2B in a game	3, Howell two times	2, 14 times
3B in a game	2, Howell vs. LSU (5/7)	1, three times
HR in a game	2, seven times	2, four times
RBI in a game	7, Kirby vs. USC (2/26)	8, Heyman [UF] (4/2)
XBH in a game	3, five times	3, two times
SB in a game	2, three times	2, two times
BB in a game	3, seven times	4, Seidl [UA] (4/16)
HBP in a game	2, three times	2, six times
K in a game	4, three times	4, Hines [MSU] (4/21)
Hitting Streak	18, Ware (3/14-4/14)	3, 30 times
Consec. G w/HR	4, two times	2, four times

IND. PITCHING

	AUBURN	OPPONENT
K by a starter	10, Vail vs. MSU (4/21)	15, Skenes [LSU] (5/5)
K by a reliever	7, Isbell vs. Lipscomb (3/4)	7, two times
BB by a starter	6, Vail at SC (4/28)	6, Waldrep [UF] (4/1)
BB by a reliever	3, 13 times	5, Langley [FAMU] (3/1)
IP by a starter	8.0, Vail at Ole Miss (5/12)	7.1, two times
IP by a reliever	4.2, Cannon at Arkansas (3/19)	4.1, Hunt [MSU] (4/22)

MISCELLANEOUS

	AUBURN
Biggest comeback win	7, two times
Biggest blown lead loss	5, two times
Largest margin of victory	13, vs. UNA [7] (3/28)
Largest margin of defeat	17, vs. Georgia (3/25)
Longest game, Time	4:33, vs. Georgia Tech (3/14)
Longest game, Time (9 inn)	3:49, vs. LSU (5/6)
Shortest game, Time (9 inn)	2:08, vs. Missouri (5/19)
Longest game, Innings	12, vs. Georgia Tech (3/14)
Largest crowd, Home	4,096, 18 times
Largest crowd, Road	9,726, at Ole Miss (5/13)
Largest crowd, Neutral	5,448, vs. UNA [7] (2/21)

STARTS BY ORDER

LEADOFF

Kason Howell	15	9-6
Chris Stanfield	15	12-3
Cole Foster	14	5-9
Bobby Peirce	7	5-1-1
Mike Bello	1	1-0
Josh Hall	1	1-0

2ND SPOT

Cole Foster	29	22-6-1
Bobby Peirce	14	5-9
Ike Irish	5	3-2
Brody Moss	2	2-0
Chris Stanfield	2	1-1
Mike Bello	1	0-1

3RD SPOT

Ike Irish	23	8-15
Bobby Peirce	15	12-3
Justin Kirby	11	10-0-1
Bryson Ware	4	3-1

CLEANUP

Bryson Ware	20	6-14
Ike Irish	19	16-2-1
Cooper McMurray	9	8-1
Justin Kirby	3	2-1

5TH SPOT

Bryson Ware	26	22-3-1
Justin Kirby	14	6-8
Cooper McMurray	11	3-8
Nate LaRue	2	2-0

6TH SPOT

Kason Howell	9	4-4-1
Cooper McMurray	9	6-3
Chris Stanfield	7	4-3
Ryan Dyal	6	4-2
Cole Foster	6	4-2
Ike Irish	6	6-0
Justin Kirby	5	1-4
Bobby Peirce	4	3-1
Gavin Miller	1	1-0

7TH SPOT

Kason Howell	26	17-9
Chris Stanfield	11	7-4
Cooper McMurray	3	2-0-1
Gavin Miller	3	1-2
Caden Green	2	1-1
Cam Hill	2	2-0
Bryson Ware	2	1-1
Ryan Dyal	1	1-0
Cole Foster	1	1-0
Justin Kirby	1	0-1
Brody Moss	1	0-1

8TH SPOT

Nate LaRue	22	10-11-1
Caden Green	16	12-4
Carter Wright	4	4-0
Mike Bello	2	0-2
Josh Hall	2	1-1
Cam Hill	2	1-1
Cooper McMurray	2	2-0
Brody Wortham	2	2-0
Bryson Ware	1	1-0

9TH SPOT

Caden Green	27	14-12-1
Nate LaRue	17	12-5
Brody Moss	4	3-1
Kason Howell	2	2-0
Carter Wright	2	2-0 Mike
Bello	1	0-1

AUBURN 2023 GAME-BY-GAME STARTING LINEUPS

DATE	OPP	1	2	3	4	5	6	7	8	9	SP
2/17	Indiana	Peirce	Foster	Irish	Kirby	LaRue	McMurray	Howell	Ware	Green	Allsup
2/18	Indiana	Peirce	Foster	Irish	Kirby	LaRue	Howell	Ware	Wortham	Green	Gonzalez
2/19	Indiana	Peirce	Foster	Irish	Kirby	McMurray	Howell	Ware	LaRue	Green	Nelson
2/21	vs. North Alabama	Peirce	Moss	Kirby	Irish	Ware	Dyal	Foster	Hill	Howell	Copeland
2/24	USC	Peirce	Moss	Kirby	Irish	Ware	Foster	Hill	LaRue	Howell	Allsup
2/25	USC	Peirce	Foster	Kirby	Irish	Ware	Howell	McMurray	LaRue	Moss	Herberholz
2/26	USC	Peirce	Foster	Kirby	Irish	Ware	Howell	McMurray	LaRue	Green	Isbell
3/1	Florida A&M	Hall	Foster	Kirby	Irish	Ware	Dyal	Howell	McMurray	Moss	Vail
3/3	Lipscomb	Howell	Foster	Kirby	Irish	Ware	Stanfield	McMurray	LaRue	Green	Bauman
3/4	Lipscomb	Howell	Foster	Kirby	Irish	Ware	Dyal	Stanfield	McMurray	Green	Herberholz
3/5	Lipscomb	Howell	Foster	Kirby	Irish	Ware	Stanfield	Hill	LaRue	Green	Crotchfelt
3/7	UAB	Howell	Foster	Kirby	Irish	Ware	Peirce	Stanfield	LaRue	Moss	Vail
3/8	at Jacksonville State	Bello	Foster	Kirby	Irish	Ware	Dyal	Stanfield	Wright	Green	Copeland
3/10	Southeastern	Howell	Foster	Kirby	Irish	Ware	Stanfield	Dyal	LaRue	Green	Bauman
3/11	Southeastern	Howell	Bello	Irish	Ware	Kirby	Stanfield	Moss	LaRue	Green	Crotchfelt
3/11	Southeastern	Howell	Stanfield	Irish	Ware	Kirby	Dyal	Miller	Hill	Green	Herberholz
3/14	Georgia Tech	Howell	Stanfield	Irish	Ware	Kirby	Miller	Green	Hall	LaRue	Vail
3/17	at Arkansas*	Howell	Foster	Irish	Ware	Kirby	Stanfield	Green	Hall	LaRue	Vail
3/18	at Arkansas*	Howell	Foster	Irish	Ware	Kirby	Dyal	Stanfield	Bello	Moss	Crotchfelt
3/19	at Arkansas*	Howell	Foster	Irish	Ware	Kirby	Stanfield	Miller	LaRue	Bello	Copeland
3/21	vs. South Alabama	Howell	Foster	Irish	Ware	Kirby	Stanfield	Miller	Wortham	Wright	Nelson
3/23	Georgia*	Howell	Foster	Ware	Irish	Kirby	Peirce	Stanfield	LaRue	Green	Vail
3/24	Georgia*	Howell	Foster	Ware	Irish	Kirby	Peirce	Stanfield	Wright	Green	Bauman
3/25	Georgia*	Howell	Foster	Ware	Irish	Kirby	Peirce	Stanfield	LaRue	Green	Crotchfelt
3/28	North Alabama	Foster	Peirce	Ware	Irish	Kirby	McMurray	Howell	Wright	Green	Nelson
3/31	at Florida*	Foster	Peirce	Irish	Ware	Kirby	McMurray	Howell	LaRue	Green	Cannon
4/1	at Florida*	Foster	Peirce	Irish	Ware	Kirby	McMurray	Howell	LaRue	Green	Armstrong
4/2	at Florida*	Foster	Peirce	Irish	Ware	Kirby	McMurray	Howell	LaRue	Green	Vail
4/4	at UAB	Foster	Peirce	Irish	Ware	McMurray	Kirby	Howell	LaRue	Green	Copeland
4/6	Texas A&M*	Foster	Peirce	Irish	Ware	McMurray	Kirby	Howell	LaRue	Green	Cannon
4/7	Texas A&M*	Foster	Peirce	Irish	Ware	McMurray	Howell	Stanfield	Wright	Green	Vail
4/7	Texas A&M*	Foster	Peirce	Irish	Ware	McMurray	Howell	Stanfield	Bello	Green	Sheehan
4/11	at Georgia Tech	Foster	Peirce	Irish	Ware	McMurray	Kirby	Howell	LaRue	Green	Allsup
4/14	at Alabama*	Foster	Peirce	Irish	Ware	McMurray	Howell	Stanfield	LaRue	Green	Vail
4/15	at Alabama*	Foster	Peirce	Irish	Ware	McMurray	Kirby	Howell	LaRue	Green	Nelson
4/16	at Alabama*	Foster	Peirce	Irish	Ware	McMurray	Howell	Stanfield	LaRue	Green	Herberholz
4/18	Samford	Foster	Peirce	Irish	Ware	McMurray	Kirby	Howell	LaRue	Green	Crotchfelt
4/21	Mississippi State	Stanfield	Foster	Peirce	Irish	Ware	McMurray	Howell	Green	LaRue	Vail
4/22	Mississippi State*	Stanfield	Foster	Peirce	Irish	Ware	McMurray	Howell	Green	LaRue	Herberholz
4/23	Mississippi State*	Stanfield	Foster	Peirce	Irish	Ware	McMurray	Howell	Green	LaRue	Crotchfelt
4/25	Troy	Foster	Peirce	Irish	Ware	McMurray	Howell	Kirby	Green	LaRue	Murphy
4/28	at South Carolina*	Stanfield	Irish	Peirce	McMurray	Ware	Foster	Howell	Green	LaRue	Vail
4/29	at South Carolina*	Stanfield	Irish	Peirce	McMurray	Ware	Foster	Howell	Green	LaRue	Herberholz
4/30	at South Carolina*	Stanfield	Irish	Peirce	McMurray	Ware	Foster	Howell	Green	LaRue	Cannon
5/5	LSU*	Stanfield	Irish	Peirce	McMurray	Ware	Foster	Howell	Green	LaRue	Allsup
5/6	LSU*	Stanfield	Irish	Peirce	McMurray	Ware	Foster	Howell	Green	LaRue	Vail
5/7	LSU*	Stanfield	Foster	Peirce	Irish	Ware	McMurray	Howell	Green	LaRue	Herberholz
5/12	at Ole Miss*	Stanfield	Foster	Peirce	McMurray	Ware	Irish	Howell	Green	LaRue	Allsup
5/12	at Ole Miss*	Stanfield	Foster	Peirce	McMurray	Ware	Irish	Howell	Green	LaRue	Vail
5/13	at Ole Miss*	Stanfield	Foster	Peirce	McMurray	Ware	Irish	Howell	Green	LaRue	Herberholz
5/19	Missouri*	Stanfield	Foster	Peirce	McMurray	Ware	Irish	Howell	Green	LaRue	Allsup
5/19	Missouri*	Stanfield	Foster	Peirce	McMurray	Ware	Irish	Howell	Green	Wright	Copeland
5/20	Missouri*	Stanfield	Foster	Peirce	McMurray	Ware	Irish	Howell	Green	LaRue	Nelson

* - SEC Game

AUBURN 2023 GAME-BY-GAME STARTERS

DATE	OPP	SP	C	1B	2B	3B	SS	LF	CF	RF	DH
2/17	Indiana	Allsup	LaRue	McMurray	Green	Ware	Foster	Peirce	Howell	Kirby	Irish
2/18	Indiana	Gonzalez	LaRue	Wortham	Green	Ware	Foster	Peirce	Howell	Kirby	Irish
2/19	Indiana	Nelson	LaRue	McMurray	Green	Ware	Foster	Peirce	Howell	Kirby	Irish
2/21	vs. North Alabama	Copeland	Dyal	Hill	Moss	Ware	Foster	Peirce	Howell	Kirby	Irish
2/24	USC	Allsup	LaRue	Hill	Moss	Ware	Foster	Peirce	Howell	Kirby	Irish
2/25	USC	Herberholz	LaRue	McMurray	Moss	Ware	Foster	Peirce	Howell	Kirby	Irish
2/26	USC	Isbell	LaRue	McMurray	Green	Ware	Foster	Peirce	Howell	Kirby	Irish
3/1	Florida A&M	Vail	Dyal	McMurray	Moss	Ware	Foster	Hall	Howell	Kirby	Irish
3/3	Lipscomb	Bauman	LaRue	McMurray	Green	Ware	Foster	Stanfield	Howell	Kirby	Irish
3/4	Lipscomb	Herberholz	Dyal	McMurray	Green	Ware	Foster	Stanfield	Howell	Kirby	Irish
3/5	Lipscomb	Crotchfelt	LaRue	Hill	Green	Ware	Foster	Stanfield	Howell	Kirby	Irish
3/7	UAB	Vail	LaRue	Irish	Moss	Ware	Foster	Stanfield	Howell	Kirby	Peirce
3/8	at Jacksonville State	Copeland	Wright	Irish	Green	Ware	Foster	Bello	Stanfield	Kirby	Dyal
3/10	Southeastern	Bauman	LaRue	Irish	Green	Ware	Foster	Stanfield	Howell	Kirby	Dyal
3/11	Southeastern	Crotchfelt	LaRue	Irish	Moss	Ware	Green	Stanfield	Howell	Kirby	Bello
3/11	Southeastern	Herberholz	Dyal	Irish	Ware	Miller	Green	Stanfield	Howell	Kirby	Hill
3/14	Georgia Tech	Vail	LaRue	Irish	Ware	Miller	Green	Stanfield	Howell	Hall	Kirby
3/17	at Arkansas*	Vail	LaRue	Irish	Green	Ware	Foster	Stanfield	Howell	Hall	Kirby
3/18	at Arkansas*	Crotchfelt	Dyal	Irish	Moss	Ware	Foster	Stanfield	Howell	Kirby	Bello
3/19	at Arkansas*	Copeland	LaRue	Irish	Ware	Miller	Foster	Stanfield	Howell	Kirby	Bello
3/21	vs. South Alabama	Nelson	Wright	Wortham	Ware	Miller	Foster	Stanfield	Howell	Kirby	Irish
3/23	Georgia*	Vail	LaRue	Irish	Green	Ware	Foster	Stanfield	Howell	Kirby	Peirce
3/24	Georgia*	Bauman	Wright	Irish	Green	Ware	Foster	Stanfield	Howell	Kirby	Peirce
3/25	Georgia*	Crotchfelt	LaRue	Irish	Green	Ware	Foster	Stanfield	Howell	Kirby	Peirce
3/28	North Alabama	Nelson	Wright	McMurray	Green	Ware	Foster	Peirce	Howell	Kirby	Irish
3/31	at Florida*	Cannon	LaRue	McMurray	Green	Ware	Foster	Peirce	Howell	Kirby	Irish
4/1	at Florida*	Armstrong	LaRue	McMurray	Green	Ware	Foster	Peirce	Howell	Kirby	Irish
4/2	at Florida*	Vail	LaRue	McMurray	Green	Ware	Foster	Peirce	Howell	Kirby	Irish
4/4	at UAB	Copeland	LaRue	McMurray	Green	Ware	Foster	Peirce	Howell	Kirby	Irish
4/6	Texas A&M*	Cannon	LaRue	McMurray	Green	Ware	Foster	Peirce	Howell	Kirby	Irish
4/7	Texas A&M*	Vail	Wright	McMurray	Green	Ware	Foster	Stanfield	Howell	Peirce	Irish
4/7	Texas A&M*	Sheehan	Irish	McMurray	Green	Ware	Foster	Stanfield	Howell	Peirce	Bello
4/11	at Georgia Tech	Allsup	LaRue	McMurray	Green	Ware	Foster	Peirce	Howell	Kirby	Irish
4/14	at Alabama*	Vail	LaRue	McMurray	Green	Ware	Foster	Stanfield	Howell	Peirce	Irish
4/15	at Alabama*	Nelson	LaRue	McMurray	Green	Ware	Foster	Peirce	Howell	Kirby	Irish
4/16	at Alabama*	Herberholz	LaRue	McMurray	Green	Ware	Foster	Stanfield	Howell	Peirce	Irish
4/18	Samford	Crotchfelt	LaRue	McMurray	Green	Ware	Foster	Peirce	Howell	Kirby	Irish
4/21	Mississippi State*	Vail	LaRue	McMurray	Green	Ware	Foster	Stanfield	Howell	Peirce	Irish
4/22	Mississippi State*	Herberholz	LaRue	McMurray	Green	Ware	Foster	Stanfield	Howell	Peirce	Irish
4/23	Mississippi State*	Crotchfelt	LaRue	McMurray	Green	Ware	Foster	Stanfield	Howell	Peirce	Irish
4/25	Troy	Murphy	LaRue	McMurray	Green	Ware	Foster	Peirce	Howell	Kirby	Irish
4/28	at South Carolina*	Vail	LaRue	McMurray	Green	Ware	Foster	Stanfield	Howell	Peirce	Irish
4/29	at South Carolina*	Herberholz	LaRue	McMurray	Green	Ware	Foster	Stanfield	Howell	Peirce	Irish
4/30	at South Carolina*	Cannon	LaRue	McMurray	Green	Ware	Foster	Stanfield	Howell	Peirce	Irish
5/5	LSU*	Allsup	LaRue	McMurray	Green	Ware	Foster	Stanfield	Howell	Peirce	Irish
5/6	LSU*	Vail	LaRue	McMurray	Green	Ware	Foster	Stanfield	Howell	Peirce	Irish
5/7	LSU*	Herberholz	LaRue	McMurray	Green	Ware	Foster	Stanfield	Howell	Peirce	Irish
5/12	at Ole Miss*	Allsup	LaRue	McMurray	Green	Ware	Foster	Stanfield	Howell	Peirce	Irish
5/12	at Ole Miss*	Vail	LaRue	McMurray	Green	Ware	Foster	Stanfield	Howell	Peirce	Irish
5/13	at Ole Miss*	Herberholz	LaRue	McMurray	Green	Ware	Foster	Stanfield	Howell	Peirce	Irish
5/19	Missouri*	Allsup	LaRue	McMurray	Green	Ware	Foster	Stanfield	Howell	Peirce	Irish
5/19	Missouri*	Copeland	Wright	McMurray	Green	Ware	Foster	Stanfield	Howell	Peirce	Irish
5/20	Missouri*	Nelson	LaRue	McMurray	Green	Ware	Foster	Stanfield	Howell	Peirce	Irish

* - SEC Game

OVERALL STATS



**2023 Auburn Baseball
Overall Statistics for Auburn (as of May 22, 2023)
(All games Sorted by Batting avg)**



Record: 33-19-1 Home: 23-9-1 Away: 8-10 Neutral: 2-0 SEC: 17-13

Player	avg	gp-gs	ab	r	h	2b	3b	hr	rbi	tb	slg%	bb	hp	so	gdp	ob%	sf	sh	sb-att	po	a	e	fld%	
27 Peirce, Bobby	.366	41-40	164	43	60	9	2	5	24	88	.537	11	7	31	1	.422	3	0	3-4	80	7	3	.967	
18 Irish, Ike	.364	53-53	217	46	79	21	1	6	50	120	.553	23	5	41	7	.430	4	0	2-2	100	3	3	.972	
8 Ware, Bryson	.358	53-53	204	61	73	11	1	21	57	149	.730	26	9	42	6	.444	4	3	5-7	34	74	9	.923	
7 Foster, Cole	.335	50-50	203	52	68	13	0	11	44	114	.562	29	4	44	3	.426	1	2	5-7	61	123	4	.979	
26 McMurray, Cooper	.292	38-36	120	34	35	5	0	14	46	82	.683	39	4	46	0	.473	2	0	1-1	229	9	1	.996	
3 Stanfield, Chris	.291	45-35	141	29	41	7	2	2	19	58	.411	17	4	39	1	.380	1	2	6-8	77	3	1	.988	
5 Howell, Kason	.284	52-52	197	38	56	23	3	4	38	97	.492	24	8	42	3	.381	2	1	6-6	145	3	1	.993	
14 Kirby, Justin	.250	37-34	128	26	32	9	1	8	29	67	.523	27	3	43	0	.388	2	1	6-6	55	2	0	1.000	
1 Green, Caden	.225	48-45	138	22	31	4	0	2	21	41	.297	20	7	34	4	.345	3	5	2-3	71	97	3	.982	
24 LaRue, Nate	.176	43-41	131	15	23	2	0	5	15	40	.305	14	3	52	1	.268	1	1	4-6	341	27	3	.992	

11 Miller, Gavin	.273	14-4	22	3	6	2	0	0	2	8	.364	4	3	8	0	.448	0	0	0-0	4	12	2	.889	
2 Hall, Josh	.267	20-3	15	5	4	0	0	0	4	4	.267	3	0	6	0	.389	0	0	1-1	5	1	0	1.000	
6 Dyal, Ryan	.222	12-7	27	4	6	0	0	0	3	6	.222	3	2	6	0	.344	0	0	0-0	43	4	1	.979	
4 Wright, Carter	.207	18-6	29	3	6	0	0	0	7	6	.207	4	2	4	2	.333	1	0	0-0	71	13	0	1.000	
10 Wortham, Brody	.200	14-2	20	6	4	0	0	0	4	4	.200	3	1	3	0	.333	0	0	0-0	29	2	1	.969	
16 Hill, Cam	.200	10-4	15	1	3	0	0	0	2	3	.200	4	0	5	2	.368	0	0	0-0	19	0	0	1.000	
31 Bello, Mike	.161	15-5	31	4	5	0	0	0	3	5	.161	2	0	8	0	.206	1	0	0-0	10	0	0	1.000	
9 Moss, Brody	.158	14-7	19	4	3	0	0	0	4	3	.158	5	1	4	0	.346	1	0	0-0	8	11	1	.950	
Totals	.294	53	1821	396	535	106	10	78	372	895	.491	258	63	458	30	.395	26	15	41-51	1392	433	40	.979	
Opponents	.271	53	1806	328	490	100	3	53	307	755	.418	266	64	463	26	.381	19	13	34-44	1354	436	47	.974	

LOB - Team (433), Opp (448). DP's turned - Team (36), Opp (35). IBB - Team (8), Ware, B. 5, Foster, C. 1, Irish, I. 1, Stanfield, C 1, Opp (5). Picked off - Hall, J. 1, LaRue, N. 1.

(All games Sorted by Earned run avg)

Player	era	w-l	app	gs	cg	sho	sv	ip	h	r	er	bb	so	2b	3b	hr	b/avg	wp	hp	bks	sfa	sha
21 Vail, Tommy	3.38	5-1	15	12	0	0/0	0	61.1	39	25	23	36	72	8	0	3	.182	3	4	0	1	1
29 Herberholz,Christia	4.18	1-3	17	8	0	0/0	0	47.1	51	26	22	22	41	15	0	5	.283	4	2	0	2	3
33 Cannon, Will	4.57	3-1	21	3	0	0/0	5	43.1	47	24	22	26	41	14	0	4	.285	5	8	0	3	2
25 Bauman, Tanner	5.36	4-1	20	3	0	0/1	1	48.2	46	30	29	26	39	9	1	6	.247	4	11	1	2	2
46 Allsup, Chase	5.95	1-1	18	6	0	0/1	2	39.1	47	29	26	28	40	6	1	6	.294	6	5	0	2	2
77 Crotchfelt, Zach	6.05	1-2	15	6	0	0/0	0	38.2	40	32	26	25	41	7	1	5	.263	5	1	0	0	0
54 Copeland, Konner	7.18	4-1	15	5	0	0/0	0	36.1	48	31	29	12	37	15	0	3	.322	0	4	0	2	0

45 Gonzalez, Joseph	0.00	1-0	1	1	0	0/0	0	5.0	2	0	0	0	1	1	0	0	.125	0	0	0	0	0
23 Carlson, Parker	4.50	1-1	15	0	0	0/0	1	16.0	17	10	8	16	20	1	0	0	.266	1	2	0	1	0
41 Armstrong, John	5.19	6-2	21	1	0	0/0	2	34.2	37	24	20	16	32	4	0	5	.270	3	8	2	2	1
12 Nelson, Drew	6.54	3-3	17	5	1	0/0	1	31.2	24	24	23	20	31	9	0	3	.211	4	6	2	3	0
43 Isbell, Chase	7.09	2-1	21	1	0	0/0	2	26.2	30	21	21	15	36	3	0	6	.283	2	4	0	0	1
17 Horne, Trevor	9.64	0-1	9	0	0	0/0	0	9.1	11	10	10	6	9	0	0	1	.282	1	0	0	0	0
22 Murphy, Hayden	11.00	1-0	12	1	0	0/0	0	18.0	32	22	22	8	11	6	0	6	.386	2	3	0	1	1
20 Sheehan, Tommy	13.50	0-1	4	1	0	0/0	0	2.2	3	4	4	6	6	0	0	0	.273	1	3	0	0	0
44 Olson, Ryan	18.00	0-0	4	0	0	0/0	0	2.0	6	4	4	2	3	0	0	0	.545	0	0	0	0	0
47 Keshock, Cameron	36.00	0-0	5	0	0	0/0	0	3.0	10	12	12	2	3	2	0	0	.526	1	3	0	0	0
Totals	5.84	33-19	53	53	1	1/1	14	464.0	490	328	301	266	463	100	3	53	.271	42	64	5	19	13
Opponents	7.34	19-33	53	53	0	2/2	12	451.1	535	396	368	258	458	106	10	78	.294	54	63	5	26	15

PB - Team (13), LaRue, N. 10, Wright, C. 3, Opp (6). Pickoffs - Team (9), LaRue, N. 6, Crotchfelt, Z 1, Copeland, K. 1, Cannon, W. 1, Opp (2). SBA/ATT - LaRue, N. (24-31), Crotchfelt, Z (4-6), Nelson, D. (6-6), Irish, I. (5-5), Herberholz, C (2-5), Cannon, W. (2-4), Allsup, C. (3-4), Horne, T. (3-3), Vail, T. (2-3), Dyal, R. (3-3), Carlson, P. (3-3), Wright, C. (2-3), Bauman, T. (3-3), Olson, R. (2-2), Isbell, C. (2-2), Copeland, K. (0-1), Sheehan, T. (1-1), Murphy, H. (1-1).

SEC STATS



**2023 Auburn Baseball
Conference statistics for Auburn (as of May 22, 2023)
(SEC games only Sorted by Batting avg)**



Record: 17-13 Home: 10-5 Away: 7-8 SEC: 17-13

Player	avg	gp-gs	ab	r	h	2b	3b	hr	rbi	tb	slg%	bb	hp	so	gdp	ob%	sf	sh	sb-att	po	a	e	fld%	
8 Ware, Bryson	.333	30-30	120	38	40	4	0	12	29	80	.667	12	6	25	4	.420	0	1	2-3	21	37	7	.892	
27 Peirce, Bobby	.318	27-27	110	27	35	6	1	4	11	55	.500	10	6	27	1	.402	1	0	3-4	57	4	2	.968	
26 McMurray, Cooper	.310	26-24	84	22	26	4	0	11	35	63	.750	25	2	32	0	.469	2	0	1-1	145	7	0	1.000	
5 Howell, Kason	.288	30-30	111	19	32	10	3	2	21	54	.486	14	5	24	3	.389	1	0	5-5	86	3	1	.989	
7 Foster, Cole	.285	30-30	123	28	35	8	0	7	22	64	.520	16	3	30	1	.380	0	1	2-2	40	69	2	.982	
18 Irish, Ike	.275	30-30	120	23	33	7	0	5	24	55	.458	12	4	25	3	.353	3	0	1-1	60	1	3	.953	
3 Stanfield, Chris	.248	29-25	101	21	25	4	0	1	9	32	.317	14	1	32	0	.342	1	2	4-6	54	3	1	.983	
24 LaRue, Nate	.241	25-25	79	11	19	2	0	5	11	36	.456	7	3	29	1	.326	0	1	1-3	198	15	2	.991	
1 Green, Caden	.210	28-28	81	10	17	1	0	2	16	24	.296	11	3	22	2	.320	2	4	1-1	48	52	1	.990	

10 Wortham, Brody	.400	4-0	5	2	2	0	0	0	2	2	.400	1	0	1	0	.500	0	0	0-0	0	1	0	1.000	
4 Wright, Carter	.273	7-3	11	1	3	0	0	0	4	3	.273	2	1	0	0	.400	1	0	0-0	32	6	0	1.000	
14 Kirby, Justin	.222	14-11	45	2	10	1	0	1	5	14	.311	5	1	21	0	.314	0	0	3-3	21	0	0	1.000	
6 Dyal, Ryan	.143	4-1	7	0	1	0	0	0	0	1	.143	0	1	3	0	.250	0	0	0-0	12	0	0	1.000	
11 Miller, Gavin	.111	8-1	9	0	1	1	0	0	0	2	.222	0	2	4	0	.273	0	0	0-0	1	3	0	1.000	
31 Bello, Mike	.077	5-3	13	0	1	0	0	0	0	1	.077	0	0	4	0	.077	0	0	0-0	1	0	0	1.000	
2 Hall, Josh	.000	5-1	4	1	0	0	0	0	0	0	.000	0	0	1	0	.000	0	0	0-0	2	0	0	1.000	
9 Moss, Brody	.000	6-1	3	0	0	0	0	0	0	0	.000	0	0	1	0	.000	0	0	0-0	2	1	0	1.000	
16 Hill, Cam	.000	1-0	1	0	0	0	0	0	0	0	.000	0	0	1	0	.000	0	0	0-0	0	0	0	.000	
Totals	.273	30	1027	205	280	48	4	50	189	486	.473	129	38	282	15	.371	11	9	23-29	783	222	24	.977	
Opponents	.274	30	1014	198	278	55	2	30	186	427	.421	170	42	252	18	.396	11	6	15-22	781	241	21	.980	

LOB - Team (228), Opp (262). DPs turned - Team (23), Opp (19). IBB - Team (4), Ware, B. 2, Irish, I. 1, Stanfield, C 1, Opp (2). Picked off - Hall, J. 1, LaRue, N. 1.

(SEC games only Sorted by Earned run avg)

Player	era	w-l	app	gs	cg	sho	sv	ip	h	r	er	bb	so	2b	3b	hr	b/avg	wp	hp	bk	sfa	sha
29 Herberholz,Christia	2.30	1-1	10	5	0	0/0	0	31.1	26	10	8	15	27	7	0	2	.234	0	2	0	0	2
46 Allsup, Chase	4.15	1-1	10	3	0	0/1	0	21.2	21	13	10	17	20	1	1	2	.244	3	3	0	1	1
21 Vail, Tommy	4.21	3-1	10	9	0	0/0	0	47.0	37	24	22	30	54	7	0	3	.219	3	4	0	1	1
33 Cannon, Will	4.25	2-0	13	3	0	0/0	2	29.2	30	14	14	17	25	9	0	2	.273	4	6	0	2	1
54 Copeland, Konner	6.00	3-1	8	2	0	0/0	0	21.0	24	16	14	5	21	6	0	2	.286	0	3	0	1	0
25 Bauman, Tanner	6.61	3-1	14	1	0	0/1	1	32.2	30	24	24	19	23	6	0	5	.242	4	8	1	1	0
77 Crotchfelt, Zach	7.59	1-2	10	3	0	0/0	0	21.1	27	24	18	14	22	5	1	4	.300	1	1	0	0	0

44 Olson, Ryan	0.00	0-0	1	0	0	0/0	0	0.1	0	0	0	0	0	0	0	0	.000	0	0	0	0	0
23 Carlson, Parker	6.00	0-0	6	0	0	0/0	1	6.0	8	4	4	8	5	0	0	0	.320	0	0	0	0	0
41 Armstrong, John	6.75	2-2	9	1	0	0/0	0	14.2	25	15	11	9	11	3	0	2	.385	1	5	2	2	0
12 Nelson, Drew	8.10	1-2	10	2	0	0/0	1	13.1	10	12	12	13	17	4	0	2	.213	1	3	1	2	0
43 Isbell, Chase	8.74	0-0	12	0	0	0/0	1	11.1	14	11	11	9	14	3	0	3	.304	2	3	0	0	1
22 Murphy, Hayden	15.63	0-0	5	0	0	0/0	0	6.1	12	11	11	4	7	3	0	3	.414	2	0	0	1	0
47 Keshock, Cameron	36.00	0-0	3	0	0	0/0	0	2.0	7	8	8	1	2	1	0	0	.538	1	2	0	0	0
20 Sheehan, Tommy	36.00	0-1	2	1	0	0/0	0	1.0	2	4	4	4	2	0	0	0	.400	1	2	0	0	0
17 Horne, Trevor	54.00	0-1	3	0	0	0/0	0	1.1	5	8	8	5	2	0	0	0	.556	0	0	0	0	0
Totals	6.17	17-13	30	30	0	1/1	6	261.0	278	198	179	170	252	55	2	30	.274	23	42	4	11	6
Opponents	6.57	13-17	30	30	0	2/2	9	260.1	280	205	190	129	282	48	4	50	.273	32	38	2	11	9

PB - Team (8), LaRue, N. 7, Wright, C. 1, Opp (4). Pickoffs - Team (5), LaRue, N. 4, Cannon, W. 1, Opp (2). SBA/ATT - LaRue, N. (10-15), Irish, I. (5-5), Herberholz,C (1-4), Crotchfelt,Z (3-4), Nelson, D. (4-4), Cannon, W. (0-2), Horne, T. (2-2), Vail, T. (1-2), Bauman, T. (2-2), Carlson, P. (1-1), Wright, C. (0-1), Allsup, C. (1-1).

LAST EIGHT STATS



**2023 Auburn Baseball
Overall Statistics for Auburn (as of May 22, 2023)
(Win Streak Sorted by Batting avg)**



Record: 8-0 Home: 5-0 Away: 3-0 SEC: 8-0

Player	avg	gp-gs	ab	r	h	2b	3b	hr	rbi	tb	slg%	bb	hp	so	gdp	ob%	sf	sh	sb-att	po	a	e	fld%	
7 Foster, Cole	.412	8-8	34	11	14	2	0	4	9	28	.824	6	1	3	0	.512	0	0	2-2	6	12	1	.947	
8 Ware, Bryson	.400	8-8	30	15	12	1	0	3	5	22	.733	8	1	7	1	.538	0	0	1-1	5	8	2	.867	
5 Howell, Kason	.385	8-8	26	6	10	4	2	0	11	18	.692	8	2	6	0	.556	0	0	1-1	29	1	1	.968	
27 Peirce, Bobby	.382	8-8	34	10	13	2	0	0	2	15	.441	2	4	8	0	.475	0	0	1-2	22	1	0	1.000	
18 Irish, Ike	.364	8-8	33	10	12	2	0	3	11	23	.697	2	2	6	0	.421	1	0	0-0	0	0	0	.000	
1 Green, Caden	.292	8-8	24	2	7	0	0	0	8	7	.292	3	1	7	0	.379	1	1	0-0	13	17	0	1.000	
26 McMurray, Cooper	.258	8-8	31	9	8	1	0	2	10	15	.484	8	0	7	0	.400	1	0	1-1	48	0	0	1.000	
24 LaRue, Nate	.241	7-7	29	4	7	1	0	2	6	14	.483	1	0	11	1	.267	0	0	0-0	53	7	1	.984	
3 Stanfield, Chris	.206	8-8	34	8	7	2	0	0	3	9	.265	6	1	9	0	.333	1	0	1-3	24	0	0	1.000	

10 Wortham, Brody	.667	2-0	3	2	2	0	0	0	2	2	.667	1	0	0	0	.750	0	0	0-0	0	0	0	.000	
4 Wright, Carter	.250	1-1	4	0	1	0	0	0	1	1	.250	0	0	0	0	.250	0	0	0-0	10	1	0	1.000	
9 Moss, Brody	.000	2-0	1	0	0	0	0	0	0	0	.000	0	0	0	0	.000	0	0	0-0	0	1	0	1.000	
Totals	.329	8	283	77	93	15	2	14	68	154	.544	45	12	64	2	.436	4	1	7-10	210	51	5	.981	
Opponents	.229	8	266	28	61	11	0	6	28	90	.338	18	12	64	1	.305	2	0	2-3	196	63	9	.966	

LOB - Team (72), Opp (60). DPs turned - Team (1), Opp (2). IBB - Team (2), Ware, B. 2.

(Win Streak Sorted by Earned run avg)

Player	era	w-l	app	gs	cg	sho	sv	ip	h	r	er	bb	so	2b	3b	hr	b/avg	wp	hp	bks	sfa	sha		
29 Herberholz, Christia	1.29	1-0	2	2	0	0/0	0	7.0	6	2	1	2	4	2	0	1	.222	0	1	0	0	0		
21 Vail, Tommy	1.93	1-0	3	2	0	0/0	0	14.0	11	4	3	2	14	2	0	0	.208	1	2	0	0	0		
46 Allsup, Chase	1.93	1-0	2	2	0	0/1	0	9.1	7	3	2	3	8	0	0	0	.200	0	1	0	0	0		
25 Bauman, Tanner	2.00	1-0	3	0	0	0/1	1	9.0	6	2	2	0	5	2	0	1	.182	0	2	0	0	0		
33 Cannon, Will	4.05	1-0	4	0	0	0/0	1	6.2	4	3	3	2	6	1	0	1	.182	2	2	0	1	0		
54 Copeland, Konner	4.32	1-0	3	1	0	0/0	0	8.1	10	4	4	3	11	2	0	0	.294	0	0	0	1	0		
12 Nelson, Drew	4.76	1-0	3	1	0	0/0	1	5.2	4	3	3	1	6	0	0	1	.190	0	2	1	0	0		

41 Armstrong, John	0.00	0-0	2	0	0	0/0	0	1.1	2	0	0	2	0	0	0	0	.500	0	1	0	0	0		
77 Crotchfelt, Zach	5.79	1-0	3	0	0	0/0	0	4.2	4	3	3	2	6	2	0	0	.222	0	0	0	0	0		
43 Isbell, Chase	6.75	0-0	2	0	0	0/0	0	2.2	5	2	2	1	3	0	0	1	.385	1	1	0	0	0		
47 Keshock, Cameron	13.50	0-0	1	0	0	0/0	0	0.2	1	1	1	0	1	0	0	0	.333	0	0	0	0	0		
22 Murphy, Hayden	13.50	0-0	1	0	0	0/0	0	0.2	1	1	1	0	0	0	0	1	.333	0	0	0	0	0		
Totals	3.21	8-0	8	8	0	1/1	3	70.0	61	28	25	18	64	11	0	6	.229	4	12	1	2	0		
Opponents	9.37	0-8	8	8	0	0/0	0	65.1	93	77	68	45	64	15	2	14	.329	14	12	1	4	1		

PB - Team (1), LaRue, N. 1, Opp (3). Pickoffs - Team (2), LaRue, N. 2. SBA/ATT - LaRue, N. (2-3), Allsup, C. (1-1), Nelson, D. (1-1), Cannon, W. (0-1).

STATS vs. MISSOURI



**2023 Auburn Baseball
Overall Statistics for Auburn (as of May 22, 2023)
(vs. Missouri Sorted by Batting avg)**



Record: 3-0 Home: 3-0 Away: 0-0 SEC: 3-0

Player	avg	gp-gs	ab	r	h	2b	3b	hr	rbi	tb	slg%	bb	hp	so	gdp	ob%	sf	sh	sb-att	po	a	e	fld%	
8 Ware, Bryson	.455	3-3	11	4	5	0	0	2	3	11	1.000	1	1	3	0	.538	0	0	1-1	1	1	0	1.000	
18 Irish, Ike	.333	3-3	12	3	4	2	0	1	4	9	.750	0	1	2	0	.385	0	0	0-0	0	0	0	.000	
5 Howell, Kason	.333	3-3	9	3	3	1	0	0	0	4	.444	3	1	2	0	.538	0	0	0-0	12	1	1	.929	
7 Foster, Cole	.308	3-3	13	2	4	1	0	1	3	8	.615	1	0	0	0	.357	0	0	0-0	2	5	0	1.000	
24 LaRue, Nate	.286	2-2	7	1	2	1	0	1	1	6	.857	0	0	3	0	.286	0	0	0-0	14	5	0	1.000	
3 Stanfield, Chris	.273	3-3	11	2	3	1	0	0	2	4	.364	2	0	1	0	.357	1	0	1-2	6	0	0	1.000	
26 McMurray, Cooper	.222	3-3	9	2	2	1	0	1	1	6	.667	4	0	2	0	.462	0	0	0-0	22	0	0	1.000	
27 Peirce, Bobby	.200	3-3	10	2	2	1	0	0	0	3	.300	0	3	3	0	.385	0	0	1-2	9	1	0	1.000	
1 Green, Caden	.125	3-3	8	0	1	0	0	0	2	1	.125	0	0	2	0	.111	1	1	0-0	5	7	0	1.000	

10 Wortham, Brody	.500	1-0	2	1	1	0	0	0	0	1	.500	0	0	0	0	.500	0	0	0-0	0	0	0	.000	
4 Wright, Carter	.250	1-1	4	0	1	0	0	0	1	1	.250	0	0	0	0	.250	0	0	0-0	10	1	0	1.000	
9 Moss, Brody	.000	1-0	0	0	0	0	0	0	0	0	.000	0	0	0	0	.000	0	0	0-0	0	0	0	.000	
Totals	.292	3	96	20	28	8	0	6	17	54	.563	11	6	18	0	.391	2	1	3-5	81	24	1	.991	
Opponents	.191	3	94	9	18	1	0	3	9	28	.298	7	5	25	1	.283	0	0	2-3	72	28	3	.971	

LOB - Team (24), Opp (16). DPs turned - Team (1). IBB - Team (1), Ware, B. 1.

(vs. Missouri Sorted by Earned run avg)

Player	era	w-l	app	gs	cg	sho	sv	ip	h	r	er	bb	so	2b	3b	hr	b/avg	wp	hp	bks	sfa	sha
46 Allsup, Chase	0.00	1-0	1	1	0	0/1	0	7.0	3	0	0	2	7	0	0	0	.130	0	0	0	0	0
33 Cannon, Will	0.00	1-0	2	0	0	0/0	0	2.2	0	0	0	0	2	0	0	0	.000	0	1	0	0	0
54 Copeland, Konner	1.69	1-0	1	1	0	0/0	0	5.1	3	1	1	1	5	0	0	0	.158	0	0	0	0	0
25 Bauman, Tanner	3.18	0-0	2	0	0	0/1	1	5.2	3	2	2	0	3	1	0	1	.158	0	1	0	0	0

77 Crotchfelt, Zach	0.00	0-0	1	0	0	0/0	0	2.0	1	0	0	1	4	0	0	0	.143	0	0	0	0	0
41 Armstrong, John	0.00	0-0	1	0	0	0/0	0	0.1	1	0	0	1	0	0	0	0	1.000	0	0	0	0	0
21 Vail, Tommy	4.50	0-0	1	0	0	0/0	0	2.0	3	1	1	0	0	0	0	0	.375	0	1	0	0	0
43 Isbell, Chase	13.50	0-0	1	0	0	0/0	0	0.2	2	1	1	1	1	0	0	1	.500	0	0	0	0	0
47 Keshock, Cameron	13.50	0-0	1	0	0	0/0	0	0.2	1	1	1	0	1	0	0	0	.333	0	0	0	0	0
12 Nelson, Drew	40.50	0-0	1	1	0	0/0	0	0.2	1	3	3	1	2	0	0	1	.333	0	2	1	0	0
Totals	3.00	3-0	3	3	0	1/1	1	27.0	18	9	9	7	25	1	0	3	.191	0	5	1	0	0
Opponents	6.75	0-3	3	3	0	0/0	0	24.0	28	20	18	11	18	8	0	6	.292	3	6	0	2	1

PB - Team (0), Opp (1). Pickoffs - Team (1), LaRue, N. 1. SBA/ATT - LaRue, N. (2-3), Nelson, D. (1-1), Cannon, W. (0-1), Allsup, C. (1-1).

GAME SUMMARY



**2023 Auburn Baseball
Games Summary for Auburn (as of May 22, 2023)
(All games)**



Score by innings	1	2	3	4	5	6	7	8	9	EX	Total
Auburn	63	39	50	46	42	55	30	38	31	2	396
Opponents	49	29	36	36	33	37	33	48	23	4	328

Record when ...

Overall	33-19-1	After 6 leading	26-3-1
Conference	17-13 trailing	6-14
Non-Conference	16-6-1 tied	1-2
Home games	23-9-1	After 7 leading	23-1
Away games	8-10 trailing	5-17
Neutral site	2-0 tied	2-1-1
Day games	13-12-1	After 8 leading	24-0
Night games	20-7 trailing	1-17
vs Left starter	7-5 tied	2-1-1
vs Right starter	26-14-1		
1-Run games	8-5	Hit 0 home runs	3-7
2-Run games	3-1	... 1 home run	14-8
5+Run games	14-10	... 2+ home runs	16-4-1
Extra innings	2-1		
Shutouts	1-2	Opponent 0 home runs	17-5
	 1 home run	11-8
	 2+ HRs	5-6-1
Scoring 0-2 runs	1-6		
..... 3-5 runs	4-5		
..... 6-9 runs	15-7	Made 0 errors	20-7
..... 10+ runs	13-1-1 1 error	8-7-1
	 2+ errors	5-5
Opponent 0-2 runs	11-0		
..... 3-5 runs	13-3	Opp. made 0 errors	12-11
..... 6-9 runs	6-9 1 error	11-6
..... 10+ runs	3-7-1 2+ errors	10-2-1
Scored in 1st inning	12-5-1	Out-hit opponent	25-5
Opp. scored in 1st	9-12-1	Out-hit by opponent	5-13
Scores first	19-7	Hits are tied	3-1-1
Opp. scores first	14-12-1		

Record when team scores:

Runs	0	1	2	3	4	5	6	7	8	9	10+
W-L	0-2	0-1	1-3	0-2	3-0	1-3	4-1	4-4	5-2	2-0	13-1

Record when opponent scores:

Runs	0	1	2	3	4	5	6	7	8	9	10+
W-L	1-0	7-0	3-0	7-1	3-1	3-1	3-2	1-1	1-4	1-2	3-7

Record when leading after:

Inn.	1	2	3	4	5	6	7	8
W-L	11-2	15-4	18-6	22-7	23-5	26-3	23-1	24-0

Record when trailing after:

Inn.	1	2	3	4	5	6	7	8
W-L	6-10	7-12	7-12	7-11	8-12	6-14	5-17	1-17

Record when tied after:

Inn.	1	2	3	4	5	6	7	8
W-L	16-7	11-3	8-1	4-1	2-2	1-2	2-1	2-1

Current winning streak: 8
 Longest winning streak: 10
 Longest losing streak: 4

Home attendance : 121756 (33 dates avg = 3689)
 Away attendance : 132284 (20 dates avg = 6614)
 Total attendance: 254040 (53 dates avg = 4793)

TV/RADIO ROSTER



1 CADEN GREEN



2 JOSH HALL




3 CHRIS STANFIELD



4 CARTER WRIGHT



5 KASON HOWELL



6 RYAN DYAL



7 COLE FOSTER



8 BRYSON WARE



9 BRODY MOSS



10 BRODY WORTHAM



11 GAVIN MILLER



12 DREW NELSON




14 JUSTIN KIRBY



16 CAM HILL



17 TREVOR HORNE



18 IKE IRISH



20 TOMMY SHEEHAN



21 TOMMY VAIL



22 HAYDEN MURPHY



23 PARKER CARLSON



24 NATE LARUE



25 TANNER BAUMAN




26 COOPER MCMURRAY



27 BOBBY PEIRCE




28 ELLIOT BRAY



29 CHRISTIAN HERBERHOLZ



31 MIKE BELLO



33 WILL CANNON



41 JOHN ARMSTRONG



43 CHASE ISBELL




44 RYAN OLSON



45 JOSEPH GONZALEZ



46 CHASE ALLSUP



47 CAMERON KESHOCK



51 TY MAULDIN



54 KONNER COPELAND



77 ZACH CROTCHFELT



30 BUTCH THOMPSON



36 KARL NONEMAKER



39 GABE GROSS



40 DARON SCHOENROCK