



# 2021-22 AUBURN MEN'S BASKETBALL

## SCHEDULE/RESULTS

Overall: 15-1 • Home: 8-0 • Away: 4-0 • Neutral: 3-1  
SEC: 4-0 • Home: 2-0 • Away: 2-0

| DATE           | OPPONENT                             | TIME (CT)/RESULT |
|----------------|--------------------------------------|------------------|
| Nov. 5         | SOUTHERN INDIANA (EXH.)              | W, 68-54         |
| Nov. 9         | MOREHEAD STATE (SEC Network+)        | W, 77-54         |
| <b>Nov. 12</b> | <b>ULM (SEC Network+)</b>            | <b>W, 93-65</b>  |
| Nov. 19        | at USF (ESPN+)                       | W, 58-52         |
| Nov. 24        | ! vs. #22/21 UConn (ESPN)            | L, 109-115 (2OT) |
| Nov. 25        | ! vs. Loyola Chicago (ESPN2)         | W, 62-53         |
| Nov. 26        | ! vs. Syracuse (ESPN2)               | W, 89-68         |
| Dec. 1         | UCF (SEC Network+)                   | W, 85-68         |
| Dec. 4         | YALE (ESPNU)                         | W, 86-64         |
| Dec. 11        | % Nebraska (ESPN2)                   | W, 99-68         |
| Dec. 14        | NORTH ALABAMA (SEC Network)          | W, 70-44         |
| Dec. 18        | at Saint Louis (CBS Sports Network)  | W, 74-70         |
| Dec. 22        | MURRAY STATE (SEC Network)           | W, 71-58         |
| Dec. 29        | * #16/16 LSU (ESPN2)                 | W, 70-55         |
| Jan. 4         | * at South Carolina (SEC Network)    | W, 81-66         |
| Jan. 8         | * FLORIDA (ESPN2)                    | W, 85-73         |
| Jan. 11        | * at #24/25 Alabama (ESPN)           | W, 81-77         |
| Jan. 15        | * at Ole Miss (SEC Network)          | 7:30 p.m.        |
| Jan. 19        | * GEORGIA (ESPNU)                    | 8 p.m.           |
| Jan. 22        | * KENTUCKY (CBS)                     | 12/12:30 p.m.    |
| Jan. 25        | * at Missouri (SEC Network)          | 7:30 p.m.        |
| Jan. 29        | \$ OKLAHOMA (ESPN/2)                 | 1 p.m.           |
| Feb. 1         | * ALABAMA (ESPN/2)                   | 8 p.m.           |
| Feb. 5         | * at Georgia (SEC Network)           | 12 p.m.          |
| Feb. 8         | * at Arkansas (ESPN/2)               | 6 p.m.           |
| Feb. 12        | * TEXAS A&M (SEC Network)            | 2:30 p.m.        |
| Feb. 16        | * VANDERBILT (SEC Network)           | 8 p.m.           |
| Feb. 19        | * at Florida (ESPN/2)                | 1/3 p.m.         |
| Feb. 23        | * OLE MISS (SEC Network)             | 7:30 p.m.        |
| Feb. 26        | * at Tennessee (ESPN/2)              | 11 a.m./3 p.m.   |
| Mar. 2         | * at Mississippi State (SEC Network) | 8 p.m.           |
| Mar. 5         | * SOUTH CAROLINA (SEC Network)       | 12 p.m.          |
| Mar. 9-13      | * at SEC Tournament                  | TBA              |

! - Battle 4 Atlantis (Paradise Island, Bahamas)  
% - Holiday Hoopsgiving (Atlanta, Ga.)  
\$ - Big 12/SEC Challenge  
\* - Southeastern Conference Game

## GAME 17 NOTES



### #4/4 Auburn Tigers (15-1, 4-0 SEC)

Head Coach: Bruce Pearl, 27th Season (613-238), 8th Season at Auburn (151-93)

VS



### Ole Miss Rebels (9-6, 1-2 SEC)

Head Coach: Kermit Davis, 27th Season (529-311), 4th Season at Ole Miss (60-48)

Date/Time \_\_\_\_\_ Jan. 15, 2022, 7:30 p.m. (CT)  
 Site/Venue \_\_\_\_\_ Oxford, Miss. / SJB Pavilion  
 TV \_\_\_\_\_ SEC Network  
 PxP \_\_\_\_\_ Kevin Fitzgerald  
 Analyst \_\_\_\_\_ Dane Bradshaw  
 Radio \_\_\_\_\_  
 PxP \_\_\_\_\_ Andy Burcham  
 Analyst \_\_\_\_\_ Paul Ellen

#### Series History

|                  |   |
|------------------|---|
| Overall          | Auburn Leads 77-64                            |
| at Auburn, Ala.  | 51-17   |
| at Oxford, Miss. | 25-43   |
| Neutral Site     | 1-4   |
| Last Meeting     | L, 84-86 (OT) on Feb. 6, 2021 in Auburn, Ala. |
| Streak           | Ole Miss, 2                                   |

» No. 4 Auburn is one of the hottest teams in college basketball after coming out the victor of an 81-77 slug fest with rival and No. 24-ranked Alabama on Tuesday night. It marked the program's 11th-ever road win in Tuscaloosa and second victory over a Top 25 opponent this season.

» The Tigers, who have won 12 in a row, close out their SEC road swing this weekend at Ole Miss on Saturday. It will be the first time the Rebels have hosted a Top 5-ranked opponent since their SEC/Big 12 Challenge game against then No. 5 Baylor (L, 75-78) on Jan. 28, 2017 in Oxford, Miss.

» Auburn is currently tied with Davidson as owners of the longest-active win streak in the country. Only two schools are 15-1 on the season, Auburn and defending national champion Baylor – currently the most wins of any program in the nation.

» The Tigers are looking for their first 5-0 start to SEC play since 1998-99. They have won their opening five games in conference play only three times in program history in 1959, 1965 and 1999. Ironically, AU was ranked a program-best No. 2 in those same years in 1959 and 1999 (twice).

» Auburn is one of just five schools in the country to rank in the Top 20 in both offensive (No. 19) and defensive efficiency (No. 7) in the latest KenPom Rankings next to Baylor, Gonzaga, Houston and Villanova.

» The Tigers are 4-0 on the road this season and 2-0 in SEC play. They are one of only seven schools to steal a road win thus far in the conference slate.

» AU is led by freshman sensation Jabari Smith, who recorded a career-high 25 points and made a career-best four blocked shots at Alabama. He has reached double figures in each of the last 13 games.

## PROBABLE AUBURN STARTERS (BASED ON LAST GAME)

| Pos. | No. | Name              | Ht.  | Wt. | Cl. | Hometown (Last School)                    | PPG  | RPG | APG | Blk | Stl | FG%  | FT%  |
|------|-----|-------------------|------|-----|-----|---|------|-----|-----|-----|-----|------|------|
| G    | 0   | K.D. Johnson      | 6-0  | 204 | So. | Atlanta, Ga. (Georgia)                    | 12.8 | 2.6 | 1.4 | 0.0 | 2.3 | .405 | .667 |
| G    | 12  | Zep Jasper        | 6-0  | 185 | Sr. | Augusta, Ga. (College of Charleston)      | 5.3  | 1.1 | 2.9 | 0.1 | 0.6 | .338 | .773 |
| G    | 22  | Allen Flanigan    | 6-6  | 220 | Jr. | Little Rock, Ark. (Parkview Magnet HS)    | 7.8  | 4.3 | 1.0 | 0.0 | 1.0 | .480 | .625 |
| F    | 10  | Jabari Smith      | 6-10 | 220 | Fr. | Fayetteville, Ga. (Sandy Creek HS)        | 16.1 | 6.4 | 2.1 | 1.1 | 1.5 | .455 | .785 |
| F/C  | 13  | Walker Kessler    | 7-1  | 255 | So. | Newnan, Ga. (North Carolina)              | 9.4  | 7.3 | 0.9 | 4.0 | 0.9 | .583 | .625 |
| G    | 1   | Wendell Green Jr. | 5-11 | 175 | So. | Detroit, Mich. (Eastern Kentucky)         | 13.1 | 4.0 | 4.6 | 0.0 | 1.4 | .407 | .848 |
| F    | 2   | Jaylin Williams   | 6-8  | 230 | Jr. | Nahunta, Ga. (Brantley County HS)         | 7.1  | 2.9 | 1.1 | 0.8 | 0.5 | .506 | .706 |
| G    | 35  | Devan Cambridge   | 6-6  | 210 | Jr. | Nashville, Tenn. (Hillcrest Prep [Ariz.]) | 7.1  | 3.4 | 0.7 | 0.3 | 0.7 | .460 | .733 |
| F    | 5   | Chris Moore       | 6-6  | 230 | So. | West Memphis, Ark. (West Memphis HS)      | 2.9  | 2.1 | 0.3 | 0.3 | 0.5 | .455 | .667 |
| G    | 24  | Lior Berman       | 6-4  | 215 | Jr. | Birmingham, Ala. (Mountain Brook HS)      | 2.7  | 0.9 | 0.3 | 0.1 | 0.3 | .421 | .000 |
| C    | 44  | Dylan Cardwell    | 6-11 | 256 | So. | Augusta, Ga. (McEachern HS)               | 2.7  | 3.5 | 0.6 | 1.6 | 0.8 | .677 | .250 |

## PROBABLE OLE MISS STARTERS (BASED ON LAST GAME)

| Pos. | No. | Name              | Ht. | Wt. | Cl. | Hometown (Last School)                               | PPG  | RPG | APG | Blk | Stl | FG%  | FT%   |
|------|-----|-------------------|-----|-----|-----|--|------|-----|-----|-----|-----|------|-------|
| G    | 2   | Daeshun Ruffin    | 5-9 | 160 | Fr. | Jackson, Miss. (Callaway)                            | 11.7 | 0.4 | 3.6 | 0.1 | 2.6 | .351 | .735  |
| G    | 11  | Matthew Murrell   | 6-4 | 200 | So. | Memphis, Tenn. (IMG Academy)                         | 9.6  | 2.5 | 1.5 | 0.1 | 0.7 | .436 | .744  |
| G    | 14  | Tye Fagan         | 6-3 | 198 | Sr. | Logtown, Ga. (Georgia)                               | 7.2  | 4.1 | 2.3 | 0.1 | 0.4 | .489 | .500  |
| F    | 4   | Jaemyn Brakefield | 6-8 | 220 | So. | Jackson, Miss. (Duke)                                | 9.2  | 4.5 | 0.3 | 0.4 | 0.9 | .467 | .741  |
| C    | 3   | Nysier Brooks     | 7-0 | 245 | Gr. | Philadelphia, Pa. (Miami)                            | 9.1  | 8.3 | 0.8 | 1.3 | 1.0 | .588 | .639  |
| G/F  | 15  | Luis Rodriguez    | 6-6 | 210 | Jr. | Los Angeles, Calif. (Woodstock Academy (Conn.))      | 6.4  | 4.8 | 1.7 | 0.2 | 1.5 | .343 | .545  |
| G    | 1   | Austin Crowley    | 6-5 | 195 | Jr. | West Point, Miss. (Sunrise Christian Academy (Kan.)) | 4.2  | 1.9 | 2.7 | 0.2 | 0.7 | .357 | 1.000 |
| F    | 23  | Sammy Hunter      | 6-9 | 225 | Jr. | Nassau, Bahamas (B.C. Christian Academy)             | 1.9  | 0.9 | 0.1 | 0.1 | 0.2 | .371 | 1.000 |
| G    | 5   | James White       | 6-5 | 190 | Fr. | Conyers, Ga. (Heritage)                              | 1.0  | 0.4 | 0.1 | 0.0 | 0.0 | .308 | .000  |

TV/RADIO CHART

(probable starters in orange)

|                                     | <b>0</b>  | <b>K.D. JOHNSON</b>        | <table border="1"> <thead> <tr> <th>GP-GS</th> <th>PPG</th> <th>RPG</th> <th>APG</th> <th>FG%</th> <th>FT%</th> </tr> </thead> <tbody> <tr> <td>2021-22</td> <td>16-13</td> <td>12.8</td> <td>2.6</td> <td>1.4</td> <td>.405</td> <td>.667</td> </tr> <tr> <td>Career</td> <td>32-13</td> <td>13.2</td> <td>2.7</td> <td>1.3</td> <td>.414</td> <td>.639</td> </tr> </tbody> </table> | GP-GS | PPG  | RPG  | APG | FG% | FT% | 2021-22 | 16-13 | 12.8 | 2.6 | 1.4 | .405 | .667 | Career | 32-13 | 13.2 | 2.7 | 1.3 | .414 | .639 | <p><b>SO » G » 6-0 » 204 » Atlanta, Ga. » Georgia</b></p> <ul style="list-style-type: none"> <li>Averaged 13.5 points, 2.8 rebounds, 1.9 steals and 1.2 assists per game at UGA last season. • Scored a game-high 23 points against Florida on Jan. 8.</li> <li>Grabbed a career-high eight rebounds with 13 points at No. 24 Alabama.</li> </ul>                          | <p><b>Career-Highs</b></p> <p>Pts _____ 27<br/>                 Reb _____ 8<br/>                 Ast _____ 4<br/>                 Stl _____ 5 (2x)<br/>                 Min _____ 37</p>            |
|---|-----------|----------------------------|---|-------|------|------|-----|-----|-----|---------|-------|------|-----|-----|------|------|--------|-------|------|-----|-----|------|------|--|---|
| GP-GS   | PPG       | RPG                        | APG   | FG%   | FT%  |      |     |     |     |         |       |      |     |     |      |      |        |       |      |     |     |      |      |  |   |
| 2021-22   | 16-13     | 12.8                       | 2.6   | 1.4   | .405 | .667 |     |     |     |         |       |      |     |     |      |      |        |       |      |     |     |      |      |  |   |
| Career  | 32-13     | 13.2                       | 2.7   | 1.3   | .414 | .639 |     |     |     |         |       |      |     |     |      |      |        |       |      |     |     |      |      |  |   |
|                                     | <b>1</b>  | <b>WENDELL GREEN JR.</b>   | <table border="1"> <thead> <tr> <th>GP-GS</th> <th>PPG</th> <th>RPG</th> <th>APG</th> <th>FG%</th> <th>FT%</th> </tr> </thead> <tbody> <tr> <td>2021-22</td> <td>16-3</td> <td>13.1</td> <td>4.0</td> <td>4.6</td> <td>.407</td> <td>.848</td> </tr> <tr> <td>Career</td> <td>45-28</td> <td>14.8</td> <td>3.6</td> <td>4.9</td> <td>.399</td> <td>.790</td> </tr> </tbody> </table>  | GP-GS | PPG  | RPG  | APG | FG% | FT% | 2021-22 | 16-3  | 13.1 | 4.0 | 4.6 | .407 | .848 | Career | 45-28 | 14.8 | 3.6 | 4.9 | .399 | .790 | <p><b>SO » G » 5-11 » 175 » Detroit, Mich. » Eastern Kentucky</b></p> <ul style="list-style-type: none"> <li>2020-21 CollegeInsider.com Kyle Macy Freshman All-America Team, All-ASUN First Team &amp; ASUN All-Newcomer Team selection. • On an 8-game double-digit scoring streak including 19 points and four assists at Alabama.</li> </ul>                            | <p><b>Career-Highs</b></p> <p>Pts _____ 30<br/>                 Reb _____ 10<br/>                 Ast _____ 15<br/>                 Stl _____ 6<br/>                 Min _____ 39</p>               |
| GP-GS   | PPG       | RPG                        | APG   | FG%   | FT%  |      |     |     |     |         |       |      |     |     |      |      |        |       |      |     |     |      |      |  |   |
| 2021-22   | 16-3      | 13.1                       | 4.0   | 4.6   | .407 | .848 |     |     |     |         |       |      |     |     |      |      |        |       |      |     |     |      |      |  |   |
| Career  | 45-28     | 14.8                       | 3.6   | 4.9   | .399 | .790 |     |     |     |         |       |      |     |     |      |      |        |       |      |     |     |      |      |  |   |
|                                     | <b>2</b>  | <b>JAYLIN WILLIAMS</b>     | <table border="1"> <thead> <tr> <th>GP-GS</th> <th>PPG</th> <th>RPG</th> <th>BPG</th> <th>FG%</th> <th>FT%</th> </tr> </thead> <tbody> <tr> <td>2021-22</td> <td>15-0</td> <td>7.1</td> <td>2.9</td> <td>0.8</td> <td>.506</td> <td>.706</td> </tr> <tr> <td>Career</td> <td>56-27</td> <td>7.8</td> <td>3.5</td> <td>1.0</td> <td>.516</td> <td>.667</td> </tr> </tbody> </table>    | GP-GS | PPG  | RPG  | BPG | FG% | FT% | 2021-22 | 15-0  | 7.1  | 2.9 | 0.8 | .506 | .706 | Career | 56-27 | 7.8  | 3.5 | 1.0 | .516 | .667 | <p><b>JR » F » 6-8 » 230 » Nahunta, Ga. » Brantley County HS</b></p> <ul style="list-style-type: none"> <li>Started all 27 games last year and was one of team's go-to options offensively.</li> <li>Has reached double figures four times this season including a season-high 14 points vs. Florida off the bench. • Team's fifth-leading scorer (7.4 ppg).</li> </ul>    | <p><b>Career-Highs</b></p> <p>Pts _____ 24<br/>                 Reb _____ 11<br/>                 Ast _____ 8<br/>                 Blk _____ 5<br/>                 Min _____ 37</p>                |
| GP-GS   | PPG       | RPG                        | BPG   | FG%   | FT%  |      |     |     |     |         |       |      |     |     |      |      |        |       |      |     |     |      |      |  |   |
| 2021-22   | 15-0      | 7.1                        | 2.9   | 0.8   | .506 | .706 |     |     |     |         |       |      |     |     |      |      |        |       |      |     |     |      |      |  |   |
| Career  | 56-27     | 7.8                        | 3.5   | 1.0   | .516 | .667 |     |     |     |         |       |      |     |     |      |      |        |       |      |     |     |      |      |  |   |
|                                     | <b>5</b>  | <b>CHRIS MOORE</b>         | <table border="1"> <thead> <tr> <th>GP-GS</th> <th>PPG</th> <th>RPG</th> <th>APG</th> <th>FG%</th> <th>FT%</th> </tr> </thead> <tbody> <tr> <td>2021-22</td> <td>14-0</td> <td>2.9</td> <td>2.1</td> <td>0.3</td> <td>.455</td> <td>.667</td> </tr> <tr> <td>Career</td> <td>39-0</td> <td>2.8</td> <td>2.1</td> <td>0.4</td> <td>.519</td> <td>.618</td> </tr> </tbody> </table>     | GP-GS | PPG  | RPG  | APG | FG% | FT% | 2021-22 | 14-0  | 2.9  | 2.1 | 0.3 | .455 | .667 | Career | 39-0  | 2.8  | 2.1 | 0.4 | .519 | .618 | <p><b>SO » F » 6-6 » 230 » West Memphis, Ark. » West Memphis HS</b></p> <ul style="list-style-type: none"> <li>Recorded a career-high 16 points off the bench against ULM on Nov. 12.</li> <li>Turned in five points, six rebounds and career-best two blocks vs. Yale.</li> <li>Great finisher around the rim.</li> </ul>   | <p><b>Career-Highs</b></p> <p>Pts _____ 16<br/>                 Reb _____ 6<br/>                 Ast _____ 2 (3x)<br/>                 Blk _____ 2<br/>                 Min _____ 21</p>            |
| GP-GS   | PPG       | RPG                        | APG   | FG%   | FT%  |      |     |     |     |         |       |      |     |     |      |      |        |       |      |     |     |      |      |  |   |
| 2021-22   | 14-0      | 2.9                        | 2.1   | 0.3   | .455 | .667 |     |     |     |         |       |      |     |     |      |      |        |       |      |     |     |      |      |  |   |
| Career  | 39-0      | 2.8                        | 2.1   | 0.4   | .519 | .618 |     |     |     |         |       |      |     |     |      |      |        |       |      |     |     |      |      |  |   |
|                                     | <b>10</b> | <b>JABARI SMITH</b>        | <table border="1"> <thead> <tr> <th>GP-GS</th> <th>PPG</th> <th>RPG</th> <th>APG</th> <th>FG%</th> <th>FT%</th> </tr> </thead> <tbody> <tr> <td>2021-22</td> <td>16-16</td> <td>16.1</td> <td>6.4</td> <td>2.1</td> <td>.455</td> <td>.785</td> </tr> <tr> <td>Career</td> <td>16-16</td> <td>16.1</td> <td>6.4</td> <td>2.1</td> <td>.455</td> <td>.785</td> </tr> </tbody> </table> | GP-GS | PPG  | RPG  | APG | FG% | FT% | 2021-22 | 16-16 | 16.1 | 6.4 | 2.1 | .455 | .785 | Career | 16-16 | 16.1 | 6.4 | 2.1 | .455 | .785 | <p><b>FR » F » 6-10 » 220 » Fayetteville, Ga. » Sandy Creek HS</b></p> <ul style="list-style-type: none"> <li>Selected to the John R. Wooden Award Midseason Top 25 List. • Projected NBA Lottery Pick. • Currently on a 13-game double-digit scoring streak turning in a career-high 25 points and 4 blocked shots at Alabama on Jan. 11.</li> </ul>                      | <p><b>Career-Highs</b></p> <p>Pts _____ 25<br/>                 Reb _____ 10 (3x)<br/>                 Ast _____ 4 (4x)<br/>                 Blk _____ 4<br/>                 Min _____ 39</p>      |
| GP-GS   | PPG       | RPG                        | APG   | FG%   | FT%  |      |     |     |     |         |       |      |     |     |      |      |        |       |      |     |     |      |      |  |   |
| 2021-22   | 16-16     | 16.1                       | 6.4   | 2.1   | .455 | .785 |     |     |     |         |       |      |     |     |      |      |        |       |      |     |     |      |      |  |   |
| Career  | 16-16     | 16.1                       | 6.4   | 2.1   | .455 | .785 |     |     |     |         |       |      |     |     |      |      |        |       |      |     |     |      |      |  |   |
|                                     | <b>12</b> | <b>ZEP JASPER</b>          | <table border="1"> <thead> <tr> <th>GP-GS</th> <th>PPG</th> <th>RPG</th> <th>APG</th> <th>FG%</th> <th>FT%</th> </tr> </thead> <tbody> <tr> <td>2021-22</td> <td>16-16</td> <td>5.3</td> <td>1.1</td> <td>2.9</td> <td>.338</td> <td>.773</td> </tr> <tr> <td>Career</td> <td>99-79</td> <td>8.0</td> <td>2.1</td> <td>1.9</td> <td>.406</td> <td>.838</td> </tr> </tbody> </table>   | GP-GS | PPG  | RPG  | APG | FG% | FT% | 2021-22 | 16-16 | 5.3  | 1.1 | 2.9 | .338 | .773 | Career | 99-79 | 8.0  | 2.1 | 1.9 | .406 | .838 | <p><b>SR » G » 6-0 » 185 » Augusta, Ga. » Col. of Charleston</b></p> <ul style="list-style-type: none"> <li>2020-21 All-CAA Second Team and CAA All-Defensive Team selection averaging 15.6 ppg. • Nicknamed the "Honey Badger" for his on-ball defense. • Will play in his 100th career game on Saturday at Ole Miss.</li> </ul>  | <p><b>Career-Highs</b></p> <p>Pts _____ 38<br/>                 Reb _____ 7 (2x)<br/>                 Ast _____ 6 (3x)<br/>                 Stl _____ 5<br/>                 Min _____ 42</p>       |
| GP-GS   | PPG       | RPG                        | APG   | FG%   | FT%  |      |     |     |     |         |       |      |     |     |      |      |        |       |      |     |     |      |      |  |   |
| 2021-22   | 16-16     | 5.3                        | 1.1   | 2.9   | .338 | .773 |     |     |     |         |       |      |     |     |      |      |        |       |      |     |     |      |      |  |   |
| Career  | 99-79     | 8.0                        | 2.1   | 1.9   | .406 | .838 |     |     |     |         |       |      |     |     |      |      |        |       |      |     |     |      |      |  |   |
|                                    | <b>13</b> | <b>WALKER KESSLER</b>      | <table border="1"> <thead> <tr> <th>GP-GS</th> <th>PPG</th> <th>RPG</th> <th>BPG</th> <th>FG%</th> <th>FT%</th> </tr> </thead> <tbody> <tr> <td>2021-22</td> <td>16-16</td> <td>9.4</td> <td>7.3</td> <td>4.0</td> <td>.583</td> <td>.625</td> </tr> <tr> <td>Career</td> <td>45-16</td> <td>6.2</td> <td>4.7</td> <td>2.0</td> <td>.581</td> <td>.575</td> </tr> </tbody> </table>   | GP-GS | PPG  | RPG  | BPG | FG% | FT% | 2021-22 | 16-16 | 9.4  | 7.3 | 4.0 | .583 | .625 | Career | 45-16 | 6.2  | 4.7 | 2.0 | .581 | .575 | <p><b>SO » F/C » 7-1 » 255 » Newnan, Ga. » North Carolina</b></p> <ul style="list-style-type: none"> <li>Auburn's first-ever USBWA &amp; ESPN National Player of the Week honoree.</li> <li>Earned SEC Player of the Week honors for the first time of his career on Jan. 3. • Currently leads the SEC and ranks No. 3 nationally avg. 4.0 bpg.</li> </ul>                 | <p><b>Career-Highs</b></p> <p>Pts _____ 20<br/>                 Reb _____ 14<br/>                 Ast _____ 3<br/>                 Blk _____ 11<br/>                 Min _____ 31</p>               |
| GP-GS   | PPG       | RPG                        | BPG   | FG%   | FT%  |      |     |     |     |         |       |      |     |     |      |      |        |       |      |     |     |      |      |  |   |
| 2021-22   | 16-16     | 9.4                        | 7.3   | 4.0   | .583 | .625 |     |     |     |         |       |      |     |     |      |      |        |       |      |     |     |      |      |  |   |
| Career  | 45-16     | 6.2                        | 4.7   | 2.0   | .581 | .575 |     |     |     |         |       |      |     |     |      |      |        |       |      |     |     |      |      |  |   |
|                                   | <b>14</b> | <b>PRESTON COOK</b>        | <table border="1"> <thead> <tr> <th>GP-GS</th> <th>PPG</th> <th>RPG</th> <th>BPG</th> <th>FG%</th> <th>FT%</th> </tr> </thead> <tbody> <tr> <td>2021-22</td> <td>9-0</td> <td>1.3</td> <td>0.2</td> <td>0.0</td> <td>.800</td> <td>.500</td> </tr> <tr> <td>Career</td> <td>28-0</td> <td>0.7</td> <td>0.4</td> <td>0.0</td> <td>.471</td> <td>.500</td> </tr> </tbody> </table>      | GP-GS | PPG  | RPG  | BPG | FG% | FT% | 2021-22 | 9-0   | 1.3  | 0.2 | 0.0 | .800 | .500 | Career | 28-0  | 0.7  | 0.4 | 0.0 | .471 | .500 | <p><b>SR » G » 6-4 » 200 » Auburn, Ala. » Auburn HS</b></p> <ul style="list-style-type: none"> <li>Local product, who appeared in 9 games off the bench last season.</li> <li>Earned a scholarship spot on this year's roster.</li> <li>Registered a career-high four points against UCF on Dec. 1.</li> </ul>   | <p><b>Career-Highs</b></p> <p>Pts _____ 4<br/>                 Reb _____ 2<br/>                 Ast _____ 2<br/>                 Stl _____ 1 (3x)<br/>                 Min _____ 3 (2x)</p>         |
| GP-GS   | PPG       | RPG                        | BPG   | FG%   | FT%  |      |     |     |     |         |       |      |     |     |      |      |        |       |      |     |     |      |      |  |   |
| 2021-22   | 9-0       | 1.3                        | 0.2   | 0.0   | .800 | .500 |     |     |     |         |       |      |     |     |      |      |        |       |      |     |     |      |      |  |   |
| Career  | 28-0      | 0.7                        | 0.4   | 0.0   | .471 | .500 |     |     |     |         |       |      |     |     |      |      |        |       |      |     |     |      |      |  |   |
|                                   | <b>22</b> | <b>ALLEN FLANIGAN</b>      | <table border="1"> <thead> <tr> <th>GP-GS</th> <th>PPG</th> <th>RPG</th> <th>APG</th> <th>FG%</th> <th>FT%</th> </tr> </thead> <tbody> <tr> <td>2021-22</td> <td>4-2</td> <td>7.8</td> <td>4.3</td> <td>1.0</td> <td>.480</td> <td>.625</td> </tr> <tr> <td>Career</td> <td>62-32</td> <td>8.3</td> <td>4.0</td> <td>1.5</td> <td>.441</td> <td>.700</td> </tr> </tbody> </table>     | GP-GS | PPG  | RPG  | APG | FG% | FT% | 2021-22 | 4-2   | 7.8  | 4.3 | 1.0 | .480 | .625 | Career | 62-32 | 8.3  | 4.0 | 1.5 | .441 | .700 | <p><b>JR » G » 6-6 » 220 » Little Rock, Ark. » Parkview Magnet HS</b></p> <ul style="list-style-type: none"> <li>2021-22 Preseason All-SEC First Team selection. • Returned to the lineup vs. Murray St. after missing first 11 games due to surgery to his right Achilles.</li> <li>Started for the second time this year at Alabama recording 10 pts, 4 rebs.</li> </ul> | <p><b>Career-Highs</b></p> <p>Pts _____ 24<br/>                 Reb _____ 10<br/>                 Ast _____ 6 (2x)<br/>                 Blk _____ 1 (9x)<br/>                 Min _____ 37</p>      |
| GP-GS   | PPG       | RPG                        | APG   | FG%   | FT%  |      |     |     |     |         |       |      |     |     |      |      |        |       |      |     |     |      |      |  |   |
| 2021-22   | 4-2       | 7.8                        | 4.3   | 1.0   | .480 | .625 |     |     |     |         |       |      |     |     |      |      |        |       |      |     |     |      |      |  |   |
| Career  | 62-32     | 8.3                        | 4.0   | 1.5   | .441 | .700 |     |     |     |         |       |      |     |     |      |      |        |       |      |     |     |      |      |  |   |
|  | <b>23</b> | <b>"STRETCH" AKINGBOLA</b> | <table border="1"> <thead> <tr> <th>GP-GS</th> <th>PPG</th> <th>RPG</th> <th>BPG</th> <th>FG%</th> <th>FT%</th> </tr> </thead> <tbody> <tr> <td>2021-22</td> <td>5-0</td> <td>0.4</td> <td>1.0</td> <td>0.6</td> <td>.167</td> <td>.000</td> </tr> <tr> <td>Career</td> <td>45-0</td> <td>1.2</td> <td>1.7</td> <td>0.7</td> <td>.426</td> <td>.348</td> </tr> </tbody> </table>      | GP-GS | PPG  | RPG  | BPG | FG% | FT% | 2021-22 | 5-0   | 0.4  | 1.0 | 0.6 | .167 | .000 | Career | 45-0  | 1.2  | 1.7 | 0.7 | .426 | .348 | <p><b>JR » C » 6-10 » 245 » Ogun, Nigeria » McEachern HS</b></p> <ul style="list-style-type: none"> <li>Selected to participate in the SEC Basketball Leadership Council in September. • Averaged 1.9 points, 2.6 rebounds, 0.9 blocks per game last season. • Registered his first points of the season versus Nebraska on Dec. 11.</li> </ul>                            | <p><b>Career-Highs</b></p> <p>Pts _____ 7<br/>                 Reb _____ 8<br/>                 Ast _____ 2<br/>                 Stl _____ 2 (2x)<br/>                 Min _____ 26</p>             |
| GP-GS   | PPG       | RPG                        | BPG   | FG%   | FT%  |      |     |     |     |         |       |      |     |     |      |      |        |       |      |     |     |      |      |  |   |
| 2021-22   | 5-0       | 0.4                        | 1.0   | 0.6   | .167 | .000 |     |     |     |         |       |      |     |     |      |      |        |       |      |     |     |      |      |  |   |
| Career  | 45-0      | 1.2                        | 1.7   | 0.7   | .426 | .348 |     |     |     |         |       |      |     |     |      |      |        |       |      |     |     |      |      |  |   |
|                                   | <b>24</b> | <b>LIOR BERMAN</b>         | <table border="1"> <thead> <tr> <th>GP-GS</th> <th>PPG</th> <th>RPG</th> <th>APG</th> <th>FG%</th> <th>FT%</th> </tr> </thead> <tbody> <tr> <td>2021-22</td> <td>15-0</td> <td>2.7</td> <td>0.9</td> <td>0.3</td> <td>.421</td> <td>.000</td> </tr> <tr> <td>Career</td> <td>28-0</td> <td>1.9</td> <td>0.6</td> <td>0.2</td> <td>.392</td> <td>.500</td> </tr> </tbody> </table>     | GP-GS | PPG  | RPG  | APG | FG% | FT% | 2021-22 | 15-0  | 2.7  | 0.9 | 0.3 | .421 | .000 | Career | 28-0  | 1.9  | 0.6 | 0.2 | .392 | .500 | <p><b>JR » G » 6-4 » 215 » Birmingham, Ala. » Mountain Brook HS</b></p> <ul style="list-style-type: none"> <li>Hit a key 3-pointer in a 74-70 come-from-behind road victory at SLU.</li> <li>Came off the bench and registered a career-high 8 points in 19 minutes of action versus Nebraska on Dec. 11.</li> </ul>   | <p><b>Career-Highs</b></p> <p>Pts _____ 8<br/>                 Reb _____ 4<br/>                 Ast _____ 1 (5x)<br/>                 Stl _____ 1 (4x)<br/>                 Min _____ 19</p>        |
| GP-GS   | PPG       | RPG                        | APG   | FG%   | FT%  |      |     |     |     |         |       |      |     |     |      |      |        |       |      |     |     |      |      |  |   |
| 2021-22   | 15-0      | 2.7                        | 0.9   | 0.3   | .421 | .000 |     |     |     |         |       |      |     |     |      |      |        |       |      |     |     |      |      |  |   |
| Career  | 28-0      | 1.9                        | 0.6   | 0.2   | .392 | .500 |     |     |     |         |       |      |     |     |      |      |        |       |      |     |     |      |      |  |   |
|                                   | <b>25</b> | <b>CHANDLER LEOPARD</b>    | <table border="1"> <thead> <tr> <th>GP-GS</th> <th>PPG</th> <th>RPG</th> <th>APG</th> <th>FG%</th> <th>FT%</th> </tr> </thead> <tbody> <tr> <td>2021-22</td> <td>7-0</td> <td>0.4</td> <td>0.1</td> <td>0.0</td> <td>.250</td> <td>.000</td> </tr> <tr> <td>Career</td> <td>10-0</td> <td>0.6</td> <td>0.2</td> <td>0.0</td> <td>.333</td> <td>.000</td> </tr> </tbody> </table>      | GP-GS | PPG  | RPG  | APG | FG% | FT% | 2021-22 | 7-0   | 0.4  | 0.1 | 0.0 | .250 | .000 | Career | 10-0  | 0.6  | 0.2 | 0.0 | .333 | .000 | <p><b>RS-JR » G » 6-3 » 195 » Athens, Ala. » Athens HS</b></p> <ul style="list-style-type: none"> <li>Works hard defensively and is a great part of the scout team.</li> <li>Tallied a career-high tying 3 points versus ULM on Nov. 12.</li> </ul>  | <p><b>Career-Highs</b></p> <p>Pts _____ 3 (2x)<br/>                 Reb _____ 1 (2x)<br/>                 Ast _____ -<br/>                 Stl _____ -<br/>                 Min _____ 3</p>         |
| GP-GS   | PPG       | RPG                        | APG   | FG%   | FT%  |      |     |     |     |         |       |      |     |     |      |      |        |       |      |     |     |      |      |  |   |
| 2021-22   | 7-0       | 0.4                        | 0.1   | 0.0   | .250 | .000 |     |     |     |         |       |      |     |     |      |      |        |       |      |     |     |      |      |  |   |
| Career  | 10-0      | 0.6                        | 0.2   | 0.0   | .333 | .000 |     |     |     |         |       |      |     |     |      |      |        |       |      |     |     |      |      |  |   |
|                                   | <b>33</b> | <b>CHASE MAASDORP</b>      | <table border="1"> <thead> <tr> <th>GP-GS</th> <th>PPG</th> <th>RPG</th> <th>APG</th> <th>FG%</th> <th>FT%</th> </tr> </thead> <tbody> <tr> <td>2021-22</td> <td>6-0</td> <td>0.0</td> <td>0.0</td> <td>0.2</td> <td>.000</td> <td>.000</td> </tr> <tr> <td>Career</td> <td>19-0</td> <td>0.3</td> <td>0.2</td> <td>0.1</td> <td>.286</td> <td>.200</td> </tr> </tbody> </table>      | GP-GS | PPG  | RPG  | APG | FG% | FT% | 2021-22 | 6-0   | 0.0  | 0.0 | 0.2 | .000 | .000 | Career | 19-0  | 0.3  | 0.2 | 0.1 | .286 | .200 | <p><b>SR » G » 6-0 » 170 » Lakewood Ranch, Fla. » Out-of-Door Academy</b></p> <ul style="list-style-type: none"> <li>Veteran member on the team.</li> <li>Has seen action in five games of the season vs. Morehead State, ULM, UCF, Yale and Nebraska.</li> </ul>  | <p><b>Career-Highs</b></p> <p>Pts _____ 4<br/>                 Reb _____ 1 (3x)<br/>                 Ast _____ 1<br/>                 Blk _____ -<br/>                 Min _____ 4</p>              |
| GP-GS   | PPG       | RPG                        | APG   | FG%   | FT%  |      |     |     |     |         |       |      |     |     |      |      |        |       |      |     |     |      |      |  |   |
| 2021-22   | 6-0       | 0.0                        | 0.0   | 0.2   | .000 | .000 |     |     |     |         |       |      |     |     |      |      |        |       |      |     |     |      |      |  |   |
| Career  | 19-0      | 0.3                        | 0.2   | 0.1   | .286 | .200 |     |     |     |         |       |      |     |     |      |      |        |       |      |     |     |      |      |  |   |
|                                   | <b>35</b> | <b>DEVAN CAMBRIDGE</b>     | <table border="1"> <thead> <tr> <th>GP-GS</th> <th>PPG</th> <th>RPG</th> <th>BPG</th> <th>FG%</th> <th>FT%</th> </tr> </thead> <tbody> <tr> <td>2021-22</td> <td>15-14</td> <td>7.1</td> <td>3.4</td> <td>0.3</td> <td>.460</td> <td>.733</td> </tr> <tr> <td>Career</td> <td>73-33</td> <td>6.5</td> <td>3.0</td> <td>0.4</td> <td>.406</td> <td>.543</td> </tr> </tbody> </table>   | GP-GS | PPG  | RPG  | BPG | FG% | FT% | 2021-22 | 15-14 | 7.1  | 3.4 | 0.3 | .460 | .733 | Career | 73-33 | 6.5  | 3.0 | 0.4 | .406 | .543 | <p><b>JR » G » 6-6 » 210 » Nashville, Tenn. » Hillcrest Prep</b></p> <ul style="list-style-type: none"> <li>Appeared in all 27 games last season and earned 19 starts.</li> <li>Returned to the lineup after missing LSU game due to medical reasons.</li> <li>Team's most explosive dunker. • Has seen in double digits on 5 occasions.</li> </ul>                        | <p><b>Career-Highs</b></p> <p>Pts _____ 26<br/>                 Reb _____ 10 (2x)<br/>                 Ast _____ 3 (2x)<br/>                 Stl _____ 3 (3x)<br/>                 Min _____ 38</p> |
| GP-GS   | PPG       | RPG                        | BPG   | FG%   | FT%  |      |     |     |     |         |       |      |     |     |      |      |        |       |      |     |     |      |      |  |   |
| 2021-22   | 15-14     | 7.1                        | 3.4   | 0.3   | .460 | .733 |     |     |     |         |       |      |     |     |      |      |        |       |      |     |     |      |      |  |   |
| Career  | 73-33     | 6.5                        | 3.0   | 0.4   | .406 | .543 |     |     |     |         |       |      |     |     |      |      |        |       |      |     |     |      |      |  |   |
|                                   | <b>44</b> | <b>DYLAN CARDWELL</b>      | <table border="1"> <thead> <tr> <th>GP-GS</th> <th>PPG</th> <th>RPG</th> <th>BPG</th> <th>FG%</th> <th>FT%</th> </tr> </thead> <tbody> <tr> <td>2021-22</td> <td>16-0</td> <td>3.4</td> <td>3.6</td> <td>1.6</td> <td>.677</td> <td>.250</td> </tr> <tr> <td>Career</td> <td>43-0</td> <td>3.4</td> <td>3.6</td> <td>1.0</td> <td>.696</td> <td>.531</td> </tr> </tbody> </table>     | GP-GS | PPG  | RPG  | BPG | FG% | FT% | 2021-22 | 16-0  | 3.4  | 3.6 | 1.6 | .677 | .250 | Career | 43-0  | 3.4  | 3.6 | 1.0 | .696 | .531 | <p><b>SO » C » 6-11 » 256 » Augusta, Ga. » McEachern HS</b></p> <ul style="list-style-type: none"> <li>Recorded six points, six rebounds and a career-high four blocked shots off the bench in 18 minutes of action at No. 24 Alabama. • Wants people to call him "RED" this year (which stands for Rebounding, Energy and Defense).</li> </ul>                            | <p><b>Career-Highs</b></p> <p>Pts _____ 10 (2x)<br/>                 Reb _____ 8<br/>                 Ast _____ 3<br/>                 Blk _____ 4<br/>                 Min _____ 29</p>            |
| GP-GS   | PPG       | RPG                        | BPG   | FG%   | FT%  |      |     |     |     |         |       |      |     |     |      |      |        |       |      |     |     |      |      |  |   |
| 2021-22   | 16-0      | 3.4                        | 3.6   | 1.6   | .677 | .250 |     |     |     |         |       |      |     |     |      |      |        |       |      |     |     |      |      |  |   |
| Career  | 43-0      | 3.4                        | 3.6   | 1.0   | .696 | .531 |     |     |     |         |       |      |     |     |      |      |        |       |      |     |     |      |      |  |   |

## 2021-22 NUMERICAL ROSTER

| No. | Name                | Pos. | Ht.  | Wt. | Cl.    | Hometown (Last School)                         |
|-----|---------------------|------|------|-----|--------|--|
| 0   | K.D. Johnson        | G    | 6-0  | 204 | So.    | Atlanta, Ga. (Georgia)                         |
| 1   | Wendell Green Jr.   | G    | 5-11 | 175 | So.    | Detroit, Mich. (Eastern Kentucky)              |
| 2   | Jaylin Williams     | F    | 6-8  | 230 | Jr.    | Nahunta, Ga. (Brantley County HS)              |
| 5   | Chris Moore         | F    | 6-6  | 230 | So.    | West Memphis, Ark. (West Memphis HS)           |
| 10  | Jabari Smith        | F    | 6-10 | 220 | Fr.    | Fayetteville, Ga. (Sandy Creek HS)             |
| 12  | Zep Jasper          | G    | 6-0  | 185 | Sr.    | Augusta, Ga. (College of Charleston)           |
| 13  | Walker Kessler      | F/C  | 7-1  | 255 | So.    | Newnan, Ga. (North Carolina)                   |
| 14  | Preston Cook        | G    | 6-4  | 200 | Sr.    | Auburn, Ala. (Auburn HS)                       |
| 20  | Carter Sobera       | G    | 6-5  | 200 | So.    | Birmingham, Ala. (Mountain Brook HS)           |
| 21  | Ty Cressman         | F    | 6-7  | 237 | Jr.    | Greensboro, N.C. (Bishop McGuinness HS)        |
| 22  | Allen Flanigan      | G    | 6-6  | 220 | Jr.    | Little Rock, Ark. (Parkview Magnet HS)         |
| 23  | Babatunde Akingbola | C    | 6-10 | 245 | Jr.    | Ogun, Nigeria (McEachern HS [Ga.])             |
| 24  | Lior Berman         | G    | 6-4  | 215 | Jr.    | Birmingham, Ala. (Mountain Brook HS)           |
| 25  | Chandler Leopard    | G    | 6-3  | 195 | RS-Jr. | Athens, Ala. (Athens HS)                       |
| 31  | Michael Whitmore    | G    | 5-10 | 160 | So.    | College Park, Ga. (Lee University [Tenn.])     |
| 33  | Chase Maasdorp      | G    | 6-0  | 170 | Sr.    | Lakewood Ranch, Fla. (The Out-of-Door Academy) |
| 35  | Devan Cambridge     | G    | 6-6  | 210 | Jr.    | Nashville, Tenn. (Hillcrest Prep [Ariz.])      |
| 44  | Dylan Cardwell      | C    | 6-11 | 256 | So.    | Augusta, Ga. (McEachern HS)                    |

**Head Coach:** Bruce Pearl (8th Season)  
**Assistant Coach:** Ira Bowman (4th Season)  
**Assistant Coach:** Wes Flanigan (4th Season)  
**Assistant Coach:** Steven Pearl (8th Season)  
**Director of Operations/Chief of Staff:** Chad Prewett (8th Season)  
**Recruiting Coordinator/Assistant to the Head Coach:** Mike Burgomaster (6th Season)  
**Athletic Trainer:** Clark Pearson (12th Season)  
**Strength & Conditioning Coach:** Damon Davis (12th Season)  
**Director of Player Development:** Marquis Daniels (3rd Season)  
**Video Coordinator:** Ian Borders (4th Season)

## 2021-22 ALPHABETICAL ROSTER

| No. | Name                | Pos. | Ht.  | Wt. | Cl.    | Hometown (Last School)                         |
|-----|---------------------|------|------|-----|--------|--|
| 23  | Babatunde Akingbola | C    | 6-10 | 245 | Jr.    | Ogun, Nigeria (McEachern HS [Ga.])             |
| 24  | Lior Berman         | G    | 6-4  | 215 | Jr.    | Birmingham, Ala. (Mountain Brook HS)           |
| 35  | Devan Cambridge     | G    | 6-6  | 210 | Jr.    | Nashville, Tenn. (Hillcrest Prep [Ariz.])      |
| 44  | Dylan Cardwell      | C    | 6-11 | 256 | So.    | Augusta, Ga. (McEachern HS)                    |
| 14  | Preston Cook        | G    | 6-4  | 200 | Sr.    | Auburn, Ala. (Auburn HS)                       |
| 21  | Ty Cressman         | F    | 6-7  | 237 | Jr.    | Greensboro, N.C. (Bishop McGuinness HS)        |
| 22  | Allen Flanigan      | G    | 6-6  | 220 | Jr.    | Little Rock, Ark. (Parkview Magnet HS)         |
| 1   | Wendell Green Jr.   | G    | 5-11 | 175 | So.    | Detroit, Mich. (Eastern Kentucky)              |
| 12  | Zep Jasper          | G    | 6-0  | 185 | Sr.    | Augusta, Ga. (College of Charleston)           |
| 0   | K.D. Johnson        | G    | 6-0  | 204 | So.    | Atlanta, Ga. (Georgia)                         |
| 13  | Walker Kessler      | F/C  | 7-1  | 255 | So.    | Newnan, Ga. (North Carolina)                   |
| 25  | Chandler Leopard    | G    | 6-3  | 195 | RS-Jr. | Athens, Ala. (Athens HS)                       |
| 33  | Chase Maasdorp      | G    | 6-0  | 170 | Sr.    | Lakewood Ranch, Fla. (The Out-of-Door Academy) |
| 5   | Chris Moore         | F    | 6-6  | 230 | So.    | West Memphis, Ark. (West Memphis HS)           |
| 20  | Carter Sobera       | G    | 6-5  | 200 | So.    | Birmingham, Ala. (Mountain Brook HS)           |
| 10  | Jabari Smith        | F    | 6-10 | 220 | Fr.    | Fayetteville, Ga. (Sandy Creek HS)             |
| 31  | Michael Whitmore    | G    | 5-10 | 160 | So.    | College Park, Ga. (Lee University [Tenn.])     |
| 2   | Jaylin Williams     | F    | 6-8  | 230 | Jr.    | Nahunta, Ga. (Brantley County HS)              |

## ROSTER BY CLASS

**Freshmen (1)** - Jabari Smith

**Sophomores (7)** - Dylan Cardwell, Wendell Green Jr., K.D. Johnson, Walker Kessler, Chris Moore, Carter Sobera and Michael Whitmore

**Juniors (7)** - Babatunde Akingbola, Lior Berman, Devan Cambridge, Ty Cressman, Allen Flanigan, Chandler Leopard and Jaylin Williams

**Seniors (3)** - Preston Cook, Zep Jasper and Chase Maasdorp

## PRONUNCIATION GUIDE

**BABATUNDE AKINGBOLA**  
 bah-bah-TOON-day AH-king-boh-luh

**LIOR Berman**  
 LEE-oar

**DEVAN Cambridge**  
 DEV-in

**WENDELL Green Jr.**  
 WHEN-dull

**JAYLIN Williams**  
 JAY-lynn

## QUICK FACTS

### UNIVERSITY INFORMATION

Location \_\_\_\_\_ Auburn, Ala.  
 Founded \_\_\_\_\_ 1856  
 Enrollment \_\_\_\_\_ 30,737  
 Nickname \_\_\_\_\_ Tigers  
 Colors \_\_\_\_\_ Burnt Orange and Navy Blue  
 Conference \_\_\_\_\_ Southeastern (SEC)

### ADMINISTRATION

President \_\_\_\_\_ Dr. Jay Gogue  
 Director of Athletics \_\_\_\_\_ Allen Greene  
 Athletics Phone \_\_\_\_\_ 855-282-2010

### BASKETBALL STAFF INFORMATION

Head Coach \_\_\_\_\_ Bruce Pearl  
 Alma Mater \_\_\_\_\_ Boston College '82  
 Career Record \_\_\_\_\_ 613-238 (.720)  
 Seasons \_\_\_\_\_ 27  
 Record at Auburn \_\_\_\_\_ 151-93 (.619)  
 Seasons \_\_\_\_\_ 8

Assistant Coach \_\_\_\_\_ Ira Bowman  
 Alma Mater \_\_\_\_\_ Penn '96

Assistant Coach \_\_\_\_\_ Wes Flanigan  
 Alma Mater \_\_\_\_\_ Auburn '97  
 Record at Auburn \_\_\_\_\_ 1-0 (1.000)

Assistant Coach \_\_\_\_\_ Steven Pearl  
 Alma Mater \_\_\_\_\_ Tennessee '10  
 Record at Auburn \_\_\_\_\_ 1-0 (1.000)

Director of Operations / Chief of Staff \_\_\_\_\_ Chad Prewett  
 Alma Mater \_\_\_\_\_ Troy State '94

Recruiting Coordinator \_\_\_\_\_ Mike Burgomaster  
 Alma Mater \_\_\_\_\_ Miami '16

Athletic Trainer \_\_\_\_\_ Clark Pearson  
 Alma Mater \_\_\_\_\_ Kentucky '96

Strength & Conditioning Coach \_\_\_\_\_ Damon Davis  
 Alma Mater \_\_\_\_\_ Western Illinois '03

Director of Player Development \_\_\_\_\_ Marquis Daniels  
 Alma Mater \_\_\_\_\_ Auburn '03

Video Coordinator \_\_\_\_\_ Ian Borders  
 Alma Mater \_\_\_\_\_ Louisville '07

### PROGRAM INFORMATION

First Year of Basketball \_\_\_\_\_ 1905-06  
 All-Time Record \_\_\_\_\_ 1420-1227-1 (.536)  
 All-Time SEC Record \_\_\_\_\_ 633-759 (.455)  
 SEC Championships \_\_\_\_\_ 3 (1960, 1999, 2018)  
 SEC Tournament Titles \_\_\_\_\_ 2 (1985, 2019)  
 NCAA Tournament Appearances \_\_\_\_\_ 10  
 NCAA Tournament Record \_\_\_\_\_ 17-10  
 All-Americans \_\_\_\_\_ 13  
 All-SEC Selections \_\_\_\_\_ 93

### TEAM INFORMATION

2020-21 Record \_\_\_\_\_ 13-14  
 SEC Record / Finish \_\_\_\_\_ 7-11 / 2nd  
 Home / Away / Neutral \_\_\_\_\_ 8-5 / 3-8 / 2-1  
 Associated Press Final Ranking \_\_\_\_\_ N/A  
 USA Today Final Ranking \_\_\_\_\_ N/A  
 Letterwinners Returning / Lost \_\_\_\_\_ 12 / 6  
 Starters Returning / Lost \_\_\_\_\_ 3 / 2  
 Newcomers \_\_\_\_\_ 6

### ATHLETICS COMMUNICATIONS

Associate AD \_\_\_\_\_ Kirk Sampson  
 Director of Communications (MBB Contact)  
 \_\_\_\_\_ Marlene Navor  
 Cell \_\_\_\_\_ 334-750-2381  
 E-Mail \_\_\_\_\_ mnavor@auburn.edu

### SOCIAL MEDIA

@AuburnMBB \_\_\_\_\_ #WarEagle

**BRUCE PEARL**

Head Coach

8th year at Auburn • 151-93  
27th year overall • 613-238



- 7 National Coach of the Year Awards, 2006 Basketball Times, CBSsportsline, Sporting News National Coach of the Year

- 2006 & 2008 AP SEC Coach of the Year, 2008 SEC Co-Coach of the Year

- 2008 Rupp Cup Co-winner

- Has advanced to postseason play in 20 of 26 years as a head coach. In 2019-20, had a second-place finish in the SEC with a 25-6 record, including 12-6 in league play, that would be 21 of 25 years in the postseason not been canceled due to COVID

- Set single-season wins records at four different schools (29 at Southern Indiana in 1995; 26 at Wisconsin-Milwaukee in 2005; 31 at Tennessee in 2008; 30 at Auburn in 2019)

- Pearl has achieved a top-5 national ranking at Southern Indiana, Tennessee and Auburn. He has been in the top five in 10 seasons (1994-2001 at Southern Indiana, 2007-08 at Tennessee, 2019-20 at Auburn)

- Bruce Pearl's teams have led their conference in scoring 17 of the 26 years that he has been a head coach. His squads were the SEC's scoring champion in four of his six seasons at Tennessee, averaging 77.4 ppg while allowing 70.5 ppg

- One of 12 coaches to lead three different DI programs to the Sweet 16, joining Rick Barnes, Gene Bartow, John Calipari, Lon Kruger, Frank McGuire, Ralph Miller, Rick Pitino, Bill Self, Tubby Smith, Eddie Sutton and Bruce Weber. Including his stint at DII Southern Indiana, Pearl is one of only three coaches to take four programs (with three at the DI level) to the Sweet 16, joining Lon Kruger and Eddie Sutton

- With the win over Kentucky that sent Auburn to its first Final Four in program history, Pearl notched his 100th win as head coach of the Tigers. He is the first coach in Auburn history to have 100 wins in his first five seasons

- Bruce Pearl is the 11th coach in SEC history to win four conference crowns (overall or division) in a 10-year span. He is on the same list as Adolph Rupp (UK), Babe McCarthy (MSU), Billy Donovan (UF), Dale Brown (LSU), Joe Hall (UK), John Calipari (UK), Nolan Richardson (ARK), Rick Pitino (UK), Rick Stansbury (MSU) and Tubby Smith (UK)

- Auburn sold out of season tickets for the seventh consecutive year in 2021-22 (excluding COVID restricted seating season of 2020-21), all under Pearl, to continue the school record streak. Prior to Pearl, the only other time the Tigers sold out of season tickets came was 1999-2000

- In 26 full years as a head coach, Bruce Pearl's teams have finished either first or second in conference play 17 times

- At the Division I level, Pearl's teams have topped the 100-point mark 22 times, including a high of 124 in 2009 as well as 121 in the 2007 NCAA Tournament. In his second year as a coach at Southern Indiana the team averaged 101.7 ppg

- In the past five seasons, Auburn has the best non-conference record in the SEC during the regular season at 53-7 (.883), while scheduling regular NCAA Tournament teams in Arizona, Davidson, Dayton, Duke, Iowa State, Middle Tennessee, Murray State, Oklahoma, Texas Tech, UConn and Xavier

- His teams have been just as successful off the court as Auburn has had 32 graduates in six years – the most in the SEC. In 2018, Auburn received an Academic Progress Rate Public Recognition Award marking the first time the Tigers have been honored since the award began tracking data in 2004. The NCAA annually honors teams earning multiyear Academic Progress Rates in the top 10 percent of all squads in each sport

HEAD COACHING RECORD

| Year    | School           | Record         | Postseason            |
|---------|------------------|----------------|-----------------------|
| 1992-93 | Southern Indiana | 22-7           | NCAA Region 3rd Place |
| 1993-94 | Southern Indiana | 28-4           | NCAA Runner-Up        |
| 1994-95 | Southern Indiana | 29-4           | NCAA Champions        |
| 1995-96 | Southern Indiana | 25-4           | NCAA Sweet 16         |
| 1996-97 | Southern Indiana | 23-5           | NCAA First Round      |
| 1997-98 | Southern Indiana | 27-6           | NCAA Sweet 16         |
| 1998-99 | Southern Indiana | 26-6           | NCAA Sweet 16         |
| 1999-00 | Southern Indiana | 25-6           | NCAA Sweet 16         |
| 2000-01 | Southern Indiana | 26-4           | NCAA First Round      |
|         | <b>Total</b>     | <b>231-46</b>  |                       |
| 2001-02 | Milwaukee        | 16-13          | -                     |
| 2002-03 | Milwaukee        | 24-8           | NCAA First Round      |
| 2003-04 | Milwaukee        | 20-11          | NIT First Round       |
| 2004-05 | Milwaukee        | 26-6           | NCAA Sweet 16         |
|         | <b>Total</b>     | <b>86-38</b>   |                       |
| 2005-06 | Tennessee        | 22-8           | NCAA Second Round     |
| 2006-07 | Tennessee        | 24-11          | NCAA Sweet 16         |
| 2007-08 | Tennessee        | 31-5           | NCAA Sweet 16         |
| 2008-09 | Tennessee        | 21-13          | NCAA First Round      |
| 2009-10 | Tennessee        | 28-9           | NCAA Elite Eight      |
| 2010-11 | Tennessee        | 19-15          | -                     |
|         | <b>Total</b>     | <b>145-61</b>  |                       |
| 2014-15 | Auburn           | 15-20          | -                     |
| 2015-16 | Auburn           | 11-20          | -                     |
| 2016-17 | Auburn           | 18-14          | -                     |
| 2017-18 | Auburn           | 26-8           | NCAA Second Round     |
| 2018-19 | Auburn           | 30-10          | NCAA Final Four       |
| 2019-20 | Auburn           | 25-6           | (Canceled)            |
| 2020-21 | Auburn           | 13-14          |                       |
| 2021-22 | Auburn           | 12-1           | (Suspended 2 Games)   |
|         | <b>Total</b>     | <b>151-93</b>  |                       |
|         | <b>Career</b>    | <b>613-238</b> |                       |

- Auburn recently secured its fourth perfect APR score of 1,000 in mid-May, something that has never been accomplished in program history

- In the past five years, Auburn men's basketball has averaged an APR of 995 (out of 1,000). In the previous four seasons before Pearl and his staff arrived, Auburn's APR average score was 940

- Pearl started AURLIVE at Auburn in 2015-16 to benefit cancer patients in the fight to beat cancer. AURLIVE raises the awareness of cancer prevention and detection while t-shirt sales and donations raise money to benefit cancer patients. He initiated the OUTLIVE program in 2009 at Tennessee in recognition of former Vol Chris Lofton, who beat testicular cancer through early diagnosis and treatment and went on to play the entire 2007-08 season while recovering from his battle with the disease

- On Dec. 19, 2019, Children's Harbor in Birmingham, Ala. dedicated their on-site basketball court in honor of the charitable work done by Coach Pearl and the Pearl family over the last six years.

- Bruce Pearl has raised over \$1.2 million in only six golf tournaments at Auburn. Pearl and his wife, Brandy, have remarkably raised \$770,000 in the last three years benefitting Children's Harbor in Birmingham through the Bruce Pearl Fore the Children Golf Classic. The mission of Children's Harbor is to help children with serious illness and their families

- The Bruce Pearl Family Foundation in conjunction with L5 Foundation, an organization dedicated to addressing the essential and basic needs of cancer patients, donated \$20,000 to five charities in a ceremony in Knoxville in August 2015

- The Pearl family announced on Feb. 27, 2007, a \$100,000 donation to endow a scholarship in the name of former Tennessee player Dane Bradshaw. The Dane Bradshaw Athletic Scholarship Endowment is awarded to the male or female student-athlete at UT who best epitomizes the characteristics of the 2006-07 senior captain

## TOP PERFORMANCES UNDER PEARL AT AUBURN

**MOST POINTS TEAM**

- 119, vs. Northwestern State (Nov. 27, 2015)  
119, vs. Winthrop (Nov. 24, 2017)
- 117, vs. Coastal Carolina (Dec. 15, 2016)
- 116, vs. CSUN (Nov. 15, 2019)
- 109, at South Carolina (Jan. 23, 2021)
- 109, vs. UConn (Nov. 24, 2021)

**MOST POINTS INDIVIDUAL**

- 34, Bryce Brown vs. Dayton (Dec. 8, 2018)
- 33, Samir Doughty vs. CSUN (Nov. 15, 2019)
- 32, Samir Doughty at Tennessee (Mar. 7, 2020)
- 31, Bryce Brown vs. Norfolk State (Nov. 10, 2017)
- 31, Mustapha Heron vs. Winthrop (Nov. 24, 2017)
- 31, Jared Harper at UAB (Dec. 15, 2018)

**MOST REBOUNDS TEAM**

- 66, vs. Mississippi College (Nov. 14, 2018)
- 60, vs. Alabama (Feb. 12, 2020)
- 56, vs. Saint Joseph's (Nov. 26, 2020)
- 52, vs. Gardner-Webb (Dec. 6, 2017)
- 52, vs. CSUN (Nov. 15, 2019)

**MOST REBOUNDS INDIVIDUAL**

- 19, Cinmeon Bowers at Middle Tennessee (Dec. 12, 2015)
- 18, Cinmeon Bowers vs. Alabama (Jan. 19, 2016)
- 18, Cinmeon Bowers vs. Ole Miss (Feb. 20, 2016)
- 17, Cinmeon Bowers vs. Milwaukee (Nov. 14, 2014)
- 17, Cinmeon Bowers vs. Winthrop (Dec. 17, 2014)
- 17, Cinmeon Bowers vs. Mississippi State (Jan. 21, 2015)
- 17, Horace Spencer vs. Mississippi College (Nov. 14, 2018)
- 17, Austin Wiley vs. Alabama (Feb. 12, 2020)

**MOST 3-POINTERS TEAM**

- 22, vs. South Alabama (Dec. 4, 2020)
- 21, vs. Coastal Carolina (Dec. 15, 2016)
- 18, vs. South Alabama (Nov. 6, 2018)
- 18, vs. LSU (Feb. 8, 2020)
- 17, vs. Northwestern State (Nov. 27, 2015)
- 17, vs. Vanderbilt (Feb. 3, 2018)
- 17, vs. Arkansas (Feb. 20, 2019)
- 17, vs. North Carolina (Mar. 29, 2019)
- 17, vs. CSUN (Nov. 15, 2019)

**MOST 3-POINTERS INDIVIDUAL**

- 9, Bryce Brown at Arkansas (Feb. 17, 2016)
- 8, Kareem Canty at Middle Tennessee (Dec. 12, 2015)
- 8, Bryce Brown vs. South Carolina (Mar. 3, 2018)
- 8, Samir Doughty at Tennessee (Mar. 7, 2020)
- 7, KT Harrell vs. Coastal Carolina (Dec. 5, 2014)
- 7, Bryce Brown at Ole Miss (Jan. 9, 2019)
- 7, Bryce Brown vs. Kansas (Mar. 23, 2019)
- 7, Justin Powell vs. South Alabama (Dec. 4, 2020)

**MOST FT MADE TEAM**

- 36, vs. Missouri (Jan. 26, 2021)
- 33, vs. UConn (Nov. 24, 2021)
- 33, vs. Kentucky (Feb. 1, 2020)
- 31, vs. Arkansas (Feb. 10, 2015)
- 31, at Arkansas - Feb. 27, 2018)

**MOST FT MADE INDIVIDUAL**

- 18, Sharife Cooper vs. Missouri (Jan. 26, 2021)
- 15, KT Harrell vs. Georgia (Mar. 3, 2015)
- 15, Jared Harper at UAB (Dec. 15, 2018)
- 14, Jared Harper vs. Ole Miss (Jan. 7, 2017)
- 14, Samir Doughty vs. Kentucky (Feb. 1, 2020)
- 12, Desean Murray vs. Ole Miss (Jan. 9, 2018)
- 12, Jared Harper vs. South Carolina (Mar. 15, 2019)
- 12, Jabari Smith vs. UConn (Nov. 24, 2001)

**MOST FT ATTEMPTED TEAM**

- 46, at Missouri (Feb. 15, 2020)
- 44, vs. Kentucky (Feb. 1, 2020)
- 44, vs. Missouri (Jan. 26, 2021)
- 43, vs. Saint Joseph's (Nov. 26, 2020)

- 42, vs. Eastern Kentucky (Nov. 17, 2016)
- 42, vs. Alabama (Jan. 21, 2017)

**MOST FT ATTEMPTED INDIVIDUAL**

- 21, Sharife Cooper vs. Missouri (Jan. 26, 2021)
- 18, Cinmeon Bowers vs. Missouri (Jan. 10, 2015)
- 18, KT Harrell vs. LSU (Mar. 13, 2015)
- 18, Austin Wiley vs. Alabama (Jan. 21, 2017)
- 17, Jared Harper vs. Ole Miss (Jan. 7, 2017)
- 16, Cinmeon Bowers vs. LSU (Feb. 2, 2016)
- 16, Jared Harper at UAB (Dec. 15, 2018)
- 16, K.D. Johnson vs. UConn (Nov. 24, 2021)

**MOST ASSISTS TEAM**

- 27, vs. CSUN (Nov. 15, 2019)
- 26, vs. Nebraska (Dec. 11, 2021)
- 25, vs. Saint Peter's (Nov. 28, 2018)
- 24, vs. South Alabama (Nov. 6, 2018)
- 24, vs. South Alabama (Dec. 4, 2020)

**MOST ASSISTS INDIVIDUAL**

- 16, J'Von McCormick vs. CSUN (Nov. 15, 2019)
- 14, Jared Harper vs. Vanderbilt (Feb. 3, 2018)
- 13, Jared Harper vs. South Alabama (Nov. 6, 2018)
- 13, Jared Harper vs. North Carolina (Mar. 29, 2019)
- 10, Kareem Canty vs. Northwestern State (Nov. 27, 2015)
- 10, Jared Harper vs. Gardner-Webb (Dec. 6, 2017)
- 10, Jared Harper vs. Murray State (Dec. 22, 2018)
- 10, Jared Harper vs. North Florida (Dec. 29, 2018)
- 10, J'Von McCormick vs. Texas A&M (Mar. 4, 2020)

**MOST STEALS TEAM**

- 20, vs. North Florida (Dec. 29, 2018)
- 18, vs. Tennessee (Feb. 22, 2020)
- 16, vs. Saint Peter's (Nov. 28, 2018)
- 16, vs. Nebraska (Dec. 11, 2021)
- 14, vs. Georgia (Jan. 20, 2018)
- 14, vs. Alabama (Feb. 21, 2018)
- 14, vs. Mississippi College (Nov. 14, 2018)
- 14, vs. Florida (Mar. 16, 2019)
- 14, vs. Tennessee (Mar. 17, 2019)
- 14, vs. New Mexico (Nov. 25, 2019)

**MOST STEALS INDIVIDUAL**

- 5, K.C. Ross-Miller vs. Oregon State (Nov. 26, 2014)
- 5, K.C. Ross-Miller vs. Middle Tennessee (Dec. 29, 2014)
- 5, Antoine Mason at LSU (Feb. 5, 2015)
- 5, Malik Dunbar vs. UNC Asheville (Dec. 4, 2018)
- 5, Chuma Okeke vs. Murray State (Dec. 22, 2018)
- 5, Chuma Okeke vs. North Florida (Dec. 29, 2018)
- 5, J'Von McCormick vs. Tennessee (Feb. 22, 2020)
- 5, K.D. Johnson vs. UConn (Nov. 24, 2021)
- 5, K.D. Johnson vs. Syracuse (Nov. 26, 2021)
- 5, Walker Kessler vs. Nebraska (Dec. 11, 2021)
- 5, Zep Jasper vs. Nebraska (Dec. 11, 2021)

**MOST BLOCKS TEAM**

- 14, at Georgia (Jan. 13, 2021)
- 14, vs. Missouri (Jan. 26, 2021)
- 14, vs. Yale (Dec. 4, 2021)
- 14, vs. LSU (Dec. 29, 2021)
- 12, at Missouri (Jan. 10, 2017)
- 12, vs. UNC Asheville (Dec. 4, 2018)

**MOST BLOCKS INDIVIDUAL**

- 11, Walker Kessler vs. LSU (Dec. 29, 2021)
- 7, Horace Spencer at Arkansas (Feb. 17, 2016)
- 7, Walker Kessler vs. Murray State (Dec. 22, 2021)
- 6, Horace Spencer vs. Oklahoma State (Jan. 30, 2016)
- 6, Horace Spencer vs. Boston College (Dec. 12, 2016)
- 6, Anfernee McLemore vs. Gardner-Webb (Dec. 6, 2017)
- 6, Anfernee McLemore at Missouri (Jan. 24, 2018)
- 6, Anfernee McLemore vs. Lehigh (Dec. 21, 2019)
- 6, Walker Kessler vs. UCF (Dec. 1, 2021)
- 6, Walker Kessler at Saint Louis (Dec. 18, 2021)

**THE BOOK ON OLE MISS**

» The Rebels rank No. 28 nationally in 3-point field-goal percentage defense holding opponents to 28.6 percent shooting from beyond the arc this season.  
 » Ole Miss has lost three of its last four contests but have quality non-conference wins against Memphis and Dayton. They are 8-1 at home this season.

**SERIES HISTORY**

» Auburn leads 77-64 in the all-time series with Ole Miss. The Tigers have only won 25 times in the 141-game series since 1928 when the game is played in Oxford.  
 » The Rebels owns a two-game win streak in the series including an 86-84 overtime victory on Feb. 6, 2021 at Auburn Arena.  
 » Four of the last five meetings between the two schools has been decided by single digits.

**WELCOME TO THE JUNGLE**

» For the eighth-straight home game this season and 48th time in Auburn Arena (2010-Present) history, the Tigers had a capacity crowd (9,121) against Florida on Jan. 8. A ticket to an Auburn Men's Basketball game is the toughest in town. Stubhub is Auburn Athletics' official secondary ticket market for fans looking to attend the game.  
 » Auburn is a perfect 8-0 on its home court this season. The Tigers are one of 100 NCAA Division I schools, who remain undefeated at home.

**STRENGTH IN NUMBERS**

» With an 10-player rotation, the Auburn bench has outscored its opponents' bench, 482-294, this season including 40-11 at South Carolina on Jan. 4 to ring in the New Year.  
 » The Tiger reserves have accounted for 37 percent of the team's scoring output behind sixth man Wendell Green Jr. (13.1 ppg), Jaylin Williams (7.1 ppg), Chris Moore (2.9 ppg), Lior Berman (2.7 ppg) and Dylan Cardwell (2.7 ppg).

**PLAYER TO WATCH: DYLAN CARDWELL**

Sophomore center Dylan Cardwell saw extended minutes in Tuesday's 81-77 win over Alabama with Walker Kessler in foul trouble, and he made sure there was no drop-off. Cardwell finished with six points on 3-of-4 shooting from the field. He also pulled down six rebounds and matched Jabari Smith with a team-and career-high four blocks in 18 minutes of action. He now has 26 blocks on the season, which ranks fourth-best in the SEC, and he is one of only two players on the team with at least 40 points, 50 rebounds, 20 blocks, 10 assists and 10 steals (Kessler).



**AUBURN'S CONSISTENT RISE TO THE TOP 10**

» Auburn has been ranked in the Top 10 in four of the last five years under Head Coach Bruce Pearl. The Tigers were previously ranked in the Top 10 seven times during the 1958-59 (2nd), 1960-61 (9th), 1962-63 (9th), 1985-86 (10th), 1986-87 (5th), 1998-99 (2nd) and 1999-00 (2nd) campaigns.  
 » Below are the highest national rankings achieved by the program in the Pearl Era.

- 2017-18: 8th
- 2018-19: 7th
- 2019-20: 4th
- 2021-22: 4th

**BLOCK PARTY**

» AU made a season-high tying 14 blocked shots versus LSU behind a career best 11 from Kessler. It tied as the most in the Bruce Pearl Era next to 14 at Georgia and versus Missouri during the 2020-21 season and against Yale this season.  
 » It was three off from the school single-game record (17 vs. Nicholls State in 2011 - SEC record is 18).  
 » One of the top shot blockers in the country, Walker Kessler has now tallied 64 stops this season. The school single-season record is 126 (51% of that record through 16 games).

**Single Season Blocked Shots**

- 1. Kyle Davis (2002-03) \_\_\_\_\_ 126
- 2. Kyle Davis (2000-01) \_\_\_\_\_ 84
- 3. Kyle Davis (2001-02) \_\_\_\_\_ 78
- 4. Mamadou N'diaye (1998-99) \_\_\_\_\_ 77
- 5. Mamadou N'diaye (1997-98) \_\_\_\_\_ 73
- 5. Anfernee McLemore (2017-18) \_\_\_\_\_ 73
- 7. Kyle Davis (2003-04) \_\_\_\_\_ 72
- 8. Kenny Gabriel (2011-12) \_\_\_\_\_ 71
- 9. Mamadou N'diaye (1999-00) \_\_\_\_\_ 66
- 10. Horace Spencer (2015-16) \_\_\_\_\_ 65
- 11. Asauhn Dixon-Tatum (2013-14) \_\_\_\_\_ 64
- 11. Walker Kessler (2021-22) \_\_\_\_\_ 64

**TALE OF THE TAPE**



|                             |       |      |
|-----------------------------|-------|------|
| Scoring Offense _____       | 80.6  | 69.2 |
| Scoring Defense _____       | 65.6  | 64.4 |
| Scoring Margin _____        | +15.0 | +4.8 |
| Field Goal Pct. _____       | .453  | .429 |
| Field Goal Pct. Def. _____  | .381  | .420 |
| 3-pt. FG Per Game _____     | 8.9   | 7.2  |
| 3-pt. FG Pct. _____         | .348  | .324 |
| 3-pt. FG Pct. Def. _____    | .307  | .286 |
| Free Throw Pct. _____       | .711  | .696 |
| Free Throws Made _____      | 13.6  | 11.5 |
| Rebounds _____              | 39.8  | 36.4 |
| Rebound Margin _____        | +3.6  | +0.7 |
| Assists _____               | 15.1  | 14.1 |
| Assist/Turnover Ratio _____ | 1.2   | 1.1  |
| Turnover Margin _____       | +4.1  | +2.3 |
| Steals _____                | 9.7   | 8.1  |
| Blocks _____                | 8.3   | 3.1  |

**SERIES HISTORY**

| Date          | H/A/N   | Result         |
|---------------|---------|----------------|
| Jan. 26, 2013 | H _____ | L, 61-63       |
| Feb. 23, 2013 | A _____ | L, 55-88       |
| Jan. 9, 2014  | A _____ | L, 62-65       |
| Feb. 7, 2015  | H _____ | L, 79-86       |
| Jan. 27, 2016 | A _____ | L, 63-80       |
| Feb. 20, 2016 | H _____ | L, 59-69       |
| Jan. 7, 2017  | H _____ | L, 85-88       |
| Feb. 11, 2017 | A _____ | L, 84-90       |
| Jan. 9, 2018  | H _____ | W, 85-70       |
| Jan. 30, 2018 | A _____ | W, 79-70       |
| Jan. 9, 2019  | A _____ | L, 67-82       |
| Feb. 13, 2019 | H _____ | L, 55-60       |
| Jan. 28, 2020 | A _____ | W, 83-82 (2OT) |
| Feb. 25, 2020 | H _____ | W, 67-58       |
| Jan. 6, 2021  | A _____ | L, 61-72       |
| Feb. 6, 2021  | H _____ | L, 84-86 (OT)  |

**CLEANING THE GLASS**

» Auburn grabbed a season-high 50 rebounds including 16 on the offensive end against North Alabama on Dec. 14. It was the second-most offensive boards in a single game this season behind 17 at USF on Nov. 19.  
 » The Tigers are averaging 11.75 offensive rebounds per game which ranks in the Top 75 in NCAA Division I. Walker Kessler (31) and Dylan Cardwell (28) lead the team in that category.

**FATHER-SON COACHING DUOS**

» The Pearls are one of eight father-son duos coaching in college basketball this season.

- Auburn – Bruce & Steve Pearl
- Bellarmine – Scott & Doug Davenport
- CSU Bakersfield – Rod & Brandon Barnes
- CSUN – Trent & Terry Johnson
- Davidson – Bob & Matt McKillop
- Detroit Mercy – Mike Davis & Mike Davis Jr.
- High Point – Tubby & G.G. Smith
- Houston – Kelvin & Kellen Sampson

**A PEARL FOR A PEARL**

» A rarity, the North Alabama game was the fourth known time a son took over the head coaching reins for his father during the same season in the NCAA Division I coaching ranks:

- UNLV – Charlie & Jay Spoonhour (2003-04 Season – 10 Games)
- Oklahoma State – Eddie & Sean Sutton (2005-06 Season – 9 Games)
- Texas Tech – Bob & Pat Knight (2007-08 Season – 11 Games)
- Auburn – Bruce & Steven Pearl (2021-22 Season – One Game)**

**ON TO THE LEAGUE**

» Auburn lost four of its top six scorers from last season including a pair of NBA Draft picks in guard Sharife Cooper (20.2 ppg, 8.0 apg) and forward JT Thor (9.4 ppg, 5.0 rpg). Thor was a first round pick of the Charlotte Hornets, while Cooper was a second rounder to the Atlanta Hawks.

**TRACKING THE TIGERS**

- » Auburn has the best overall record in the SEC since 2017 (109-39).
- » From 2017-20, Auburn was one of four major programs to win at least 25 programs each year joining Duke, Kansas and Kentucky.
- » Made its first NCAA Final Four appearance in 2019.
- » Auburn has graduated 32 players in the last five years, the most of any SEC program.
- » Auburn's 4 NBA Draft picks in last three years is tied for seventh most nationally and third in the Southeastern Conference.
- » The four draft picks in last three years are the most for Auburn in the modern draft era (Chuma Okeke, Isaac Okoro, JT Thor, Sharife Cooper).
- » Auburn one of two programs in the country to beat Kentucky in each of the last four years.
- » Bruce Pearl is second among active SEC coaches in winning percentage as a head coach (.720).

**39 IN A ROW**

» Auburn has won 39 consecutive non-conference games at Auburn Arena. It's last non-conference home loss was Jan. 20, 2016 vs. Oklahoma State (63-74). Bruce Pearl is 49-3 at Auburn in non-conference home games.

**TOP OF THE PACK**

» In the last five seasons, no team in the SEC has won more than Auburn as the Tigers are one of just four programs to amass 100+ wins. Listed below are the records of all 14 SEC teams from the 2017-18 season until now.

| Team          | '17-18      | '18-19       | '19-20      | '20-21       | '21-22      | Total         |
|---------------|-------------|--------------|-------------|--------------|-------------|---------------|
| <b>Auburn</b> | <b>26-8</b> | <b>30-10</b> | <b>25-6</b> | <b>13-14</b> | <b>15-1</b> | <b>109-39</b> |
| Tennessee     | 26-9        | 31-6         | 17-14       | 18-9         | 11-4        | 103-42        |
| Kentucky      | 26-11       | 30-7         | 25-6        | 9-16         | 13-3        | 103-43        |
| LSU           | 18-15       | 28-7         | 21-10       | 19-10        | 15-1        | 101-43        |
| Arkansas      | 23-12       | 18-16        | 20-12       | 25-7         | 11-5        | 98-52         |
| Miss. State   | 25-12       | 23-11        | 20-11       | 18-15        | 11-4        | 97-53         |
| Alabama       | 20-16       | 18-16        | 16-15       | 26-7         | 11-5        | 91-59         |
| Florida       | 21-13       | 20-16        | 19-12       | 15-10        | 9-6         | 84-57         |
| Texas A&M     | 22-13       | 14-18        | 16-14       | 8-10         | 14-2        | 74-57         |
| Missouri      | 20-13       | 15-17        | 15-16       | 16-10        | 7-8         | 73-64         |
| Ole Miss      | 12-20       | 20-13        | 15-17       | 16-12        | 9-6         | 72-68         |
| S. Carolina   | 17-16       | 16-16        | 18-13       | 6-15         | 10-5        | 67-65         |
| Georgia       | 18-15       | 11-21        | 16-16       | 14-12        | 5-11        | 64-75         |
| Vanderbilt    | 12-20       | 9-23         | 11-21       | 9-16         | 9-6         | 50-86         |

**NON-CONFERENCE SUCCESS**

» The Tigers have the best winning percentage (.876) among SEC schools in the last six years in non-conference games and are second in total non-SEC wins during that time with 64.

| Team          | '16-17      | '17-18      | '18-19      | '19-20      | '20-21     | '21-22      | Total (Pct.)       |
|---------------|-------------|-------------|-------------|-------------|------------|-------------|--------------------|
| <b>Auburn</b> | <b>11-2</b> | <b>12-1</b> | <b>11-2</b> | <b>13-0</b> | <b>6-3</b> | <b>11-1</b> | <b>64-9 (.876)</b> |
| Arkansas      | 11-2        | 11-2        | 9-4         | 12-1        | 12-3       | 10-2        | 65-14 (.823)       |
| Miss. State   | 9-3         | 12-1        | 12-1        | 9-4         | 10-5       | 9-3         | 61-17 (.782)       |
| Tennessee     | 8-5         | 10-2        | 12-1        | 8-5         | 8-2        | 9-2         | 55-17 (.764)       |
| LSU           | 8-4         | 9-3         | 10-3        | 9-4         | 8-4        | 12-0        | 56-18 (.757)       |
| Kentucky      | 10-3        | 11-2        | 11-2        | 10-3        | 1-7        | 10-2        | 53-19 (.736)       |
| Texas A&M     | 8-4         | 11-2        | 7-5         | 6-6         | 6-2        | 11-2        | 49-21 (.700)       |
| Georgia       | 9-4         | 9-3         | 9-4         | 10-3        | 7-1        | 5-8         | 50-23 (.685)       |
| Florida       | 10-3        | 9-4         | 8-5         | 8-5         | 6-3        | 9-3         | 50-23 (.685)       |
| Alabama       | 7-5         | 9-4         | 9-4         | 8-5         | 10-5       | 9-3         | 53-25 (.679)       |
| Ole Miss      | 9-4         | 7-6         | 10-3        | 9-4         | 6-4        | 8-4         | 49-25 (.662)       |
| Missouri      | 5-7         | 10-3        | 9-3         | 8-5         | 8-2        | 6-6         | 46-26 (.639)       |
| S. Carolina   | 10-3        | 9-4         | 5-8         | 8-5         | 2-3        | 9-3         | 43-26 (.623)       |
| Vanderbilt    | 7-6         | 6-7         | 9-4         | 8-5         | 6-3        | 8-4         | 44-29 (.603)       |

**CLASS OF THE SEC: MOST GRADUATES SINCE 2014**

When it comes to graduating players, nobody in the SEC has done it better than Head Coach Bruce Pearl and Auburn. Since 2014, the Tigers have had 32 student-athletes walk across the graduation stage and earn their degrees, which is the highest number in the SEC. Pictured below is recent graduate Anfernee McLemore, who earned two degrees in his four seasons with the Tigers.



## PEARL RISING IN SEC RECORD BOOK

» Through his tenures as head coach at two SEC schools - Auburn and Tennessee - Bruce Pearl is among the Top 15 coaches in conference history in terms of wins at SEC schools only and SEC regular season wins. Below is where he stands in the SEC coaching ranks all-time:

### By Victories (SEC Schools Only)

- |            |                    |              |            |
|------------|--------------------|--------------|------------|
| 8.         | Tubby Smith        | UGA/UK       | 308        |
| 9.         | Joe B. Hall        | UK           | 297        |
|            | Hugh Durham        | UGA          | 297        |
| <b>11.</b> | <b>Bruce Pearl</b> | <b>AU/UT</b> | <b>296</b> |
| 12.        | Rick Stansbury     | MSU          | 293        |
| 13.        | Ray Mears          | UT           | 278        |
|            | Roy Skinner        | VU           | 278        |
| 15.        | Wimp Sanderson     | UA           | 265        |
|            | John Mauer         | UK/UT/UF     | 265        |

### SEC Regular Season Games

- |            |                    |              |            |
|------------|--------------------|--------------|------------|
| 12.        | Kevin Stallings    | VU           | 138        |
| 13.        | Wimp Sanderson     | UA           | 132        |
| <b>14.</b> | <b>Bruce Pearl</b> | <b>AU/UT</b> | <b>128</b> |
| 15.        | Norm Sloan         | UF           | 126        |
| 16.        | Joel Eaves         | AU           | 124        |
| 17.        | Rick Stansbury     | MS           | 122        |

## AUBURN AS A RANKED TEAM

» Auburn enters 2021-22 ranked No. 22 in the preseason Associated Press Top 25 poll, marking the seventh time in school history it has appeared in the preseason poll. It is the third time in the Pearl Era, all in the last four years, that the Tigers have been ranked to begin the season.

» Under Bruce Pearl, the Tigers are 73-21 when ranked, including a 15-1 mark in 2021-22.

## AUBURN VS. TOP-25 OPPONENTS

» Auburn is 74-218 against teams from the AP Top 25 all-time. Three years ago, the Tigers set a program record by defeating six top-25 teams, including five in a row from the SEC Tournament title to a trip to the Final Four.

## BEST 5 YEAR RUN IN SCHOOL HISTORY

» Auburn won 112 games between 2016-17 and 2020-21, which is the best five-year win total in school history. The Tigers entered the 2021-22 season with 94 wins over the last four years, needing 19 wins this season to set the new mark.

### Best 5-year win total in AU history

- |     |     |  |
|-----|-----|--|
| 1.  | 112 | 2016-17 to 2020-21 (Pearl)                           |
| 2.  | 110 | 2015-16 to 2019-20 (Pearl)                           |
| 3.  | 105 | 1998-99 to 2002-03 (Ellis)                           |
| 4.  | 104 | 1995-96 to 1999-00 (Ellis)                           |
| 5.  | 103 | 1996-97 to 2000-01 (Ellis)                           |
| --- |     |  |
|     | 109 | 2017-18 to current<br>(B. Pearl, Flanigan, S. Pearl) |

## FLANIGAN RETURNS TO LINEUP

» Auburn junior guard Allen Flanigan, the SEC's fourth leading returning scorer, had a successful procedure in early September to repair his right Achilles after suffering a non-basketball related trauma. He made a return to the lineup versus Murray State on Dec. 22 and started against No. 16 LSU on Dec. 29.

» He and his father, Wes, an alum and assistant coach for the Tigers, are one of 24 known father-son coach-player combos currently in NCAA Division I. The list also includes Dan and Andrew Hurley (UConn), Mike and Antoine Davis (Detroit Mercy), Penny and Jayden Hardaway (Memphis), Juwan and Jace Howard (Michigan), Tom and Steven Izzo (Michigan State) and Frank and Brandon Martin (South Carolina) to name a few notable father-sons.

## PRESEASON HONORS AND WATCH LIST

» A pair of Tigers appear on some of the nation's top watch lists. Freshman Jabari Smith is a member of the John Wooden Preseason Top 50 Watch List which identifies 50 players for national player of the year and all-America honors. Smith also is on the Karl Malone Award Watch List which is presented each year to the country's top power forward. Sophomore center Walker Kessler is on the Kareem Abdul-Jabbar Award Watch List, given annually to the nation's top center.

» Allen Flanigan was named to the Coaches' Preseason All-SEC first team while Jabari Smith was named to the second team. Smith, the highest rated player ever signed at Auburn, was the only freshman to be voted on either team.

## NABC TABS TIGERS FOR ACADEMICS

» The 2020-21 Auburn men's basketball team was named a recipient of the National Association of Basketball Coaches (NABC) Team Academic Excellence Award. The award, created by the NABC Committee on Academics, recognizes outstanding academic achievement by a team with a cumulative grade point average (GPA) of 3.0 or better. The Tigers earned the award for the first time since its inception in 2013 and were one of only two Southeastern Conference teams to garner recognition, in addition to Tennessee.

## SEC IN STRETCH

» Babatunde "Stretch" Akingbola represented Auburn at this year's Southeastern Conference Basketball Leadership Council that was held in September. The council consisted of one male representative and one female representative from each of the SEC's 14 institutions. The goal of the leadership council is for student-athletes to serve as a conduit of communication from their teams to the conference office on issues related to student-athlete experience, student-athlete wellness, and to provide feedback on proposed rules governing the SEC and NCAA.



## CURRENT STREAKS

|                    |        |
|--------------------|--------|
| Overall _____      | Won 12 |
| vs. Unranked _____ | Won 10 |
| vs. Ranked _____   | Won 2  |
| Home _____         | Won 8  |
| vs. SEC _____      | Won 2  |
| vs. Non-SEC _____  | Won 6  |
| vs. Ranked _____   | Won 1  |
| vs. Unranked _____ | Won 7  |
| Road _____         | Won 4  |
| vs. SEC _____      | Won 2  |
| vs. Non-SEC _____  | Won 2  |
| vs. Ranked _____   | Won 1  |
| vs. Unranked _____ | Won 3  |
| Neutral _____      | Won 3  |
| vs. Ranked _____   | Lost 1 |
| vs. Unranked _____ | Won 3  |

### CONSECUTIVE GAMES WITH A 3-POINTER

|                         |    |
|-------------------------|----|
| Wendell Green Jr. _____ | 13 |
| Jabari Smith _____      | 11 |
| K.D. Johnson _____      | 2  |

### CONSECUTIVE GAMES WITH 10+ POINTS

|                         |    |
|-------------------------|----|
| Jabari Smith _____      | 13 |
| Wendell Green Jr. _____ | 8  |
| K.D. Johnson _____      | 2  |
| Allen Flanigan _____    | 1  |

## AUBURN IN THE RANKINGS

| Date      | AP | Coaches | NET |
|-----------|----|---------|-----|
| Preseason | 22 | 22      | -   |
| Week 2    | 21 | 22      | -   |
| Week 3    | 19 | 22      | -   |
| Week 4    | 21 | 20      | -   |
| Week 5    | 18 | 21      | 16  |
| Week 6    | 13 | 14      | 11  |
| Week 7    | 12 | 12      | 9   |
| Week 8    | 11 | 11      | 10  |
| Week 9    | 9  | 9       | 6   |
| Week 10   | 4  | 4       | 6   |

## AP POLL

| Rank | School         | Record | Points |
|------|----------------|--------|--------|
| 1    | Baylor (61)    | 15-0   | 1525   |
| 2    | Gonzaga        | 12-2   | 1440   |
| 3    | UCLA           | 10-1   | 1376   |
| 4    | Auburn         | 14-1   | 1193   |
| 5    | USC            | 13-0   | 1152   |
| 6    | Arizona        | 12-1   | 1144   |
| 7    | Purdue         | 13-2   | 1139   |
| 8    | Duke           | 12-2   | 1130   |
| 9    | Kansas         | 12-2   | 1031   |
| 10   | Michigan State | 13-2   | 1011   |
| 11   | Houston        | 14-2   | 949    |
| 12   | LSU            | 14-1   | 889    |
| 13   | Wisconsin      | 13-2   | 784    |
| 14   | Villanova      | 11-4   | 682    |
| 15   | Iowa State     | 13-2   | 648    |
| 16   | Ohio State     | 10-3   | 510    |
| 17   | Xavier         | 12-2   | 453    |
| 18   | Kentucky       | 12-3   | 438    |
| 19   | Texas Tech     | 11-3   | 373    |
| 20   | Seton Hall     | 11-3   | 342    |
| 21   | Texas          | 12-3   | 282    |
| 22   | Tennessee      | 10-4   | 277    |
| 23   | Providence     | 14-2   | 250    |
| 24   | Alabama        | 11-4   | 237    |
| 25   | Illinois       | 11-3   | 208    |

**Others receiving votes:** Oklahoma 122, Loyola Chicago 96, Miami 65, West Virginia 20, UConn 17, Indiana 12, Colorado State 10, San Diego State 9, Davidson 5, San Francisco 2, Iowa 2, BYU 2.

## USA TODAY COACHES POLL

| Rank | School         | Record | Points |
|------|----------------|--------|--------|
| 1    | Baylor (32)    | 15-0   | 800    |
| 2    | Gonzaga        | 13-2   | 693    |
| 3    | UCLA           | 10-1   | 657    |
| 4    | Auburn         | 14-1   | 512    |
| 5    | Purdue         | 13-2   | 713    |
| 6    | Arizona        | 12-1   | 559    |
| 7    | USC            | 13-0   | 517    |
| 8    | Duke           | 12-2   | 760    |
| 9    | Michigan State | 13-2   | 507    |
| 10   | Kansas         | 12-2   | 654    |
| 11   | Houston        | 14-2   | 328    |
| 12   | LSU            | 14-1   | 208    |
| 13   | Wisconsin      | 13-2   | 156    |
| 14   | Villanova      | 11-4   | 286    |
| 15   | Ohio State     | 10-3   | 412    |
| 16   | Iowa State     | 13-2   | 450    |
| 17   | Kentucky       | 12-3   | 344    |
| 18   | Seton Hall     | 11-3   | 160    |
| 19   | Texas Tech     | 11-3   | 110    |
| 20   | Providence     | 14-2   | 284    |
| 21   | Xavier         | 12-2   | 136    |
| 22   | Texas          | 12-3   | 285    |
| 23   | Tennessee      | 10-4   | 253    |
| 24   | Illinois       | 11-3   | 108    |
| 25   | Alabama        | 11-4   | 223    |

**Others receiving votes:** Miami 75, Colorado State 64, Oklahoma 39, Loyola Chicago 34, UConn 13, Davidson 6, Indiana 6, BYU 5, West Virginia 4, Belmont 1.

## AUBURN'S RECORD

|   |      |
|---|------|
| Overall                                     | 15-1 |
| Home  | 8-0  |
| Away  | 4-0  |
| Neutral                                     | 3-1  |
| Conference                                  | 4-0  |
| Home  | 2-0  |
| Away  | 2-0  |
| Non-Conference                              | 11-1 |
| Home  | 6-0  |
| Away  | 2-0  |
| Neutral                                     | 3-1  |
| Overtime                                    | 0-1  |
| Ranked opponents                            | 2-1  |
| Unranked opponents                          | 13-0 |
| Wearing white uniforms                      | 9-1  |
| Wearing navy uniforms                       | 1-0  |
| Wearing orange uniforms                     | 5-0  |
| Leading at half                             | 13-0 |
| Trailing at half                            | 2-1  |
| Tied at half                                | 0-0  |
| Leading with 5:00 remaining in second half  | 14-0 |
| Trailing with 5:00 remaining in second half | 1-1  |
| Tied with 5:00 remaining in second half     | 0-0  |
| Has more rebounds than opponent             | 13-0 |
| Has fewer rebounds than opponent            | 2-1  |
| Same rebounds as opponent                   | 0-0  |
| Commits more turnovers than opponent        | 4-0  |
| Causes more turnovers than opponent         | 10-1 |
| Same turnovers as opponent                  | 1-0  |
| Has more FT attempts than opponent          | 6-1  |
| Has fewer FT attempts than opponent         | 9-0  |
| Same FT attempts as opponent                | 0-0  |
| Shoots 40% or better from field             | 13-1 |
| Shoots less than 40% from field             | 2-0  |
| Opponent shoots 40% or better from field    | 7-1  |
| Opponent shoots less than 40% from field    | 8-0  |
| Shoots better than opponent                 | 13-0 |
| Opponent shoots better                      | 2-1  |
| Same FG percentage                          | 0-0  |
| Auburn bench outscores opponent's bench     | 14-0 |
| Opponent's bench outscores Auburn bench     | 1-1  |
| Same points off the bench                   | 0-0  |
| Auburn scores 100 or more                   | 0-1  |
| Auburn scores between 90-99                 | 2-0  |
| Auburn scores between 80-89                 | 6-0  |
| Auburn scores between 70-79                 | 5-0  |
| Auburn scores between 60-69                 | 1-0  |
| Auburn scores less than 60                  | 1-0  |
| Opponent scores 100 or more                 | 0-1  |
| Opponent scores between 90-99               | 0-0  |
| Opponent scores between 80-89               | 0-0  |
| Opponent scores between 70-79               | 4-0  |
| Opponent scores between 60-69               | 5-0  |
| Opponent scores less than 60                | 5-0  |
| On Sunday                                   | 0-0  |
| On Monday                                   | 0-0  |
| On Tuesday                                  | 4-0  |
| On Wednesday                                | 3-1  |
| On Thursday                                 | 1-0  |
| On Friday                                   | 3-0  |
| On Saturday                                 | 4-0  |
| In November                                 | 5-1  |
| In December                                 | 7-0  |
| In January                                  | 3-0  |
| In February                                 | 0-0  |
| In March                                    | 0-0  |
| In April                                    | 0-0  |
| Five-plus players score in double-figures   | 2-1  |
| Four players score in double figures        | 8-0  |
| Three players score in double figures       | 4-0  |
| Two players score in double figures         | 1-0  |
| One player scores in double figures         | 0-0  |

## MISCELLANEOUS STATISTICS

|  |  |
|--|--|
| Largest margin of victory                | 31 vs. Nebraska (12/11/21)                             |
| Smallest margin of victory               | 4 at Saint Louis (12/18/21), at A#24 Alabama (1/11/22) |
| Largest margin of defeat                 | 6 vs. #22 UConn (11/24/21)                             |
| Smallest margin of defeat                | 6 vs. #22 UConn (11/24/21)                             |
| Biggest rebound margin                   | +15 vs. Murray State (12/22/21)                        |
| Biggest rebound deficit                  | -19 at Saint Louis (12/18/21)                          |
| Average margin of victory/defeat         | +16.5/-6.0   |
| Largest halftime lead                    | 20 vs. Morehead State (11/9/21)                        |
| Largest halftime lead blown              |  |
| Largest halftime deficit                 | -11 vs. #22 UConn (11/24/21)                           |
| Largest halftime deficit overcome to win | -7 at USF (11/19/21)                                   |
| Largest overall lead                     | 34 vs. Yale, 2nd Half (12/4/21)                        |
| Largest overall lead blown               |  |
| Largest overall deficit                  | -15 at USF, 1st Half (11/19/21)                        |
|  | -15 vs. #22 UConn, 1st Half (11/24/21)                 |
| Largest deficit overcome to win          | -15 at USF, 1st Half (11/19/21)                        |

## TEAM EXTREMES

|                           |   |
|---------------------------|---|
| Most points scored        | 109 vs. #22 UConn (11/24/21)                        |
| Fewest points scored      | 58 at USF (11/19/21)                                |
| Most rebounds             | 50 vs. North Alabama (12/14/21)                     |
| Fewest rebounds           | 27 at Saint Louis (12/18/21)                        |
| Most assists              | 26 vs. Nebraska (12/11/21)                          |
| Fewest assists            | 11 at #24 Alabama (1/11/22)                         |
| Most turnovers            | 16 at South Carolina (1/4/22), vs. Florida (1/8/22) |
| Fewest turnovers          | 6 vs. Morehead State (11/9/21)                      |
| Most steals               | 16 vs. Nebraska (12/11/21)                          |
| Fewest steals             | 6 at USF (11/19/21), vs. Murray State (12/22/21)    |
| Most blocks               | 14 vs. Yale (12/4/21), vs. #16 LSU (12/29/21)       |
| Fewest blocks             | 3 vs. Nebraska (12/11/21)                           |
| Best shooting percentage  | .536 (30-56), vs. Florida (1/8/22)                  |
| Worst shooting percentage | .344 (21-61) at USF (11/19/21)                      |
| Best 3-pt. percentage     | .452 (14-31) vs. Nebraska (12/11/21)                |
| Worst 3-pt. percentage    | .192 (5-26) at USF (11/19/21)                       |
| Best FT percentage        | .781 (25-32) vs. ULM (11/12/21)                     |
| Worst FT percentage       | .571 (4-7) vs. Morehead State (11/9/21)             |
| Most points (1st half)    | 47 vs. Yale (12/4/21)                               |
| Fewest points (1st half)  | 26 at USF (11/19/21)                                |
| Most points (2nd half)    | 56 vs. ULM (11/12/21)                               |
| Fewest points (2nd half)  | 32 at USF (11/19/21)                                |
| Most points (OT)          | 14 vs. #22 UConn (2OT) (11/24/21)                   |
| Fewest points (OT)        | 12 vs. #22 UConn (1OT) (11/24/21)                   |

## STARTING LINEUPS

### Record when starting lineup is:

|  |      |
|--|------|
| J. Smith, Kessler, Green Jr., Jasper, Cambridge  | 3-0  |
| J. Smith, Kessler, K. Johnson, Jasper, Cambridge | 10-1 |
| J. Smith, Kessler, K. Johnson, Jasper, Flanigan  | 2-0  |

### Record when starts (Career):

|                   |              |
|-------------------|--------------|
| Devan Cambridge   | 13-1 (21-11) |
| Allen Flanigan    | 2-0 (16-16)  |
| Wendell Green Jr. | 3-0 (24-7)   |
| Zep Jasper        | 15-1 (53-26) |
| Walker Kessler    | 15-1 (15-1)  |
| Jabari Smith      | 15-1 (15-1)  |
| K.D. Johnson      | 12-1 (12-1)  |
| Jaylin Williams   | 0-0 (13-14)  |

## AUBURN INDIVIDUAL GAME HIGHS

Points \_\_\_\_\_ 27, K.D. Johnson vs. UConn (11/24/21)  
 Field Goals Made \_\_\_\_\_ 8, five players  
 Field Goal Att. \_\_\_\_\_ 20, Wendell Green Jr. at #24 Alabama (1/11/22)  
 FG Pct. \_\_\_\_\_ .833 (5-6), Dylan Cardwell vs. Yale (12/4/21)  
 3-Point FG Made \_\_\_\_\_ 4, four players  
 3-Point FG Att. \_\_\_\_\_ 10, Wendell Green Jr. at #24 Alabama (1/11/22)  
 3-Pt FG Pct. \_\_\_\_\_ .800 (4-5) K.D. Johnson vs. ULM (11/12/21)  
 Free Throws Made \_\_\_\_\_ 12, Jabari Smith vs. UConn (11/24/21)  
 Free Throw Att. \_\_\_\_\_ 16, K.D. Johnson vs. UConn (11/24/21)  
 FT Pct. \_\_\_\_\_ 1.000 (12-12), Jabari Smith vs. UConn (11/24/21)  
 Rebounds \_\_\_\_\_ 14, Walker Kessler vs. UCF (12/1/21)  
 Assists \_\_\_\_\_ 8, Wendell Green Jr. at Saint Louis (12/18/21)  
 Steals \_\_\_\_\_ 5, four players  
 Blocked Shots \_\_\_\_\_ 11, Walker Kessler vs. LSU (12/29/21)  
 Turnovers \_\_\_\_\_ 5, Wendell Green Jr. vs. LSU (12/29/21), vs. Florida (1/8/22)  
 Minutes \_\_\_\_\_ 39, Jabari Smith vs. UConn (11/24/21)  
 \_\_\_\_\_ 39, Zep Jasper vs. UConn (11/24/21)  
 +/- \_\_\_\_\_ 29, Zep Jasper vs. ULM (11/12/21)  
 \_\_\_\_\_ 29, Wendell Green Jr. vs. North Alabama (12/14/21)

## OPPONENT INDIVIDUAL GAME HIGHS

Points \_\_\_\_\_ 30, Adama Sanogo vs. UConn (11/24/21)  
 Field Goals Made \_\_\_\_\_ 12, Adama Sanogo vs. UConn (11/24/21)  
 Field Goal Att. \_\_\_\_\_ 25, Adama Sanogo vs. UConn (11/24/21)  
 FG Pct. \_\_\_\_\_ 1.000 (5-5), Wildens Leveque at South Carolina (1/4/22)  
 3-Point FG Made \_\_\_\_\_ 6, Tyler Polley vs. UConn (11/24/21)  
 3-Point FG Att. \_\_\_\_\_ 12, Darius Days vs. LSU (12/29/21)  
 3-Pt FG Pct. \_\_\_\_\_ 1.000 (3-3), Jordan Hawkins vs. UConn (11/24/21)  
 Free Throws Made \_\_\_\_\_ 9, Buddy Boeheim vs. Syracuse (11/26/21)  
 Free Throw Att. \_\_\_\_\_ 11, Colin Castleton vs. Florida (1/8/22)  
 FT Pct. \_\_\_\_\_ 1.000 (9-9), Buddy Boeheim vs. Syracuse (11/26/21)  
 Rebounds \_\_\_\_\_ 12, Yuri Collins at Saint Louis (12/18/21)  
 Assists \_\_\_\_\_ 9, Tyree Appleby vs. Florida (1/8/22)  
 Steals \_\_\_\_\_ 5, Darius Perry vs. UCF (12/1/21)  
 Blocked Shots \_\_\_\_\_ 4, Isaiah Whaley vs. UConn (11/24/21)  
 Turnovers \_\_\_\_\_ 8, Adama Sanogo vs. UConn (11/24/21)  
 \_\_\_\_\_ 8, Darius Perry vs. UCF (12/1/21)  
 Fouls \_\_\_\_\_ 5, 10 players  
 Minutes \_\_\_\_\_ 47, RJ Cole vs. UConn (11/24/21)

## THE LAST TIME - TEAM

Defeated a ranked team at home \_\_\_\_\_ vs. #16 LSU (12/29/21)  
 Defeated a ranked team on the road \_\_\_\_\_ at #24 Alabama (1/11/22)  
 Defeated a ranked team at a neutral site \_\_\_\_\_ vs. #7 Kentucky (3/31/19)  
 Defeated a top-10 team at home \_\_\_\_\_ vs. #5 Tennessee (3/9/19)  
 Defeated a top-10 team on the road \_\_\_\_\_ at #8 Arkansas (1/23/93)  
 Defeated a top-10 team at a neutral site \_\_\_\_\_ vs. #7 Kentucky (3/31/19)  
 Won in overtime \_\_\_\_\_ vs. Saint Joseph's, 96-91 (OT) (11/26/20)  
 Lost in overtime \_\_\_\_\_ vs. Ole Miss, 86-84 (OT) (2/6/21)  
 Won in double overtime \_\_\_\_\_ at Ole Miss, 83-82 (2OT) (1/28/20)  
 Lost in double overtime \_\_\_\_\_ vs. #22 UConn, 115-109 (2OT) (11/24/21)  
 Played back-to-back overtime games \_\_\_\_\_ at Arkansas, W 79-76 (OT) (2/5/20)  
 \_\_\_\_\_ vs. LSU, W 91-90 (OT) (2/8/20)  
 \_\_\_\_\_ vs. Alabama, W 95-91 (OT) (2/12/20)  
 Played in three straight overtime games \_\_\_\_\_ at Arkansas, W 79-76 (OT) (2/5/20)  
 \_\_\_\_\_ vs. LSU, W 91-90 (OT) (2/8/20)  
 \_\_\_\_\_ vs. Alabama, W 95-91 (OT) (2/12/20)  
 Played at least three overtimes \_\_\_\_\_ vs. Georgia (SECT) (4OT) (3/1/79)  
 Shot 70% for a half \_\_\_\_\_ 75.0% (18-24) vs. Troy (1st) (12/19/20)  
 Shot 70% for a half (SEC) \_\_\_\_\_ 72.7% (16-22) at Ole Miss (2/22/03)  
 Shot 60% for a game \_\_\_\_\_ 61.8% (42-68) vs. Winthrop (11/24/17)  
 Shot 60% for a game (SEC) \_\_\_\_\_ 61.1% (33-54) at Arkansas (2/17/16)  
 Shot less than 30% for game \_\_\_\_\_ 25.8% (17-66) vs. Clemson (3/18/18)  
 Shot 100% from the FT line \_\_\_\_\_ 100% (6-6) vs. Long Beach State (12/23/11)  
 Shot 60% from 3-point line \_\_\_\_\_ 65.4% (17-26) vs. Vanderbilt (2/3/18)  
 Shot less than 30% in half \_\_\_\_\_ 24.2% (8-33) vs. Kentucky (1st) (1/16/21)  
 Shot less than 20% in half \_\_\_\_\_ 18.2% (6-33) vs. Clemson (1st) (3/18/18)  
 Shot less than 10% in a half \_\_\_\_\_ 8.3% (2-24) vs. LSU (1st) (1/8/11)  
 Attempted 50 free throws \_\_\_\_\_ 52 vs. Vanderbilt (2/6/54)  
 Attempted 40 free throws \_\_\_\_\_ 41 vs. #22 UConn (11/24/21)  
 Attempted 30 free throws in half \_\_\_\_\_ 30 vs. #12 Missouri (2nd) (1/26/21)  
 Made 30 free throws \_\_\_\_\_ 33 vs. #22 UConn (11/24/21)  
 Made 30 free throws (SEC) \_\_\_\_\_ 36 vs. #12 Missouri (1/26/21)  
 Made at least 10 3-point field goals \_\_\_\_\_ 14 vs. Nebraska (12/11/21)  
 Made at least 15 3-point field goals \_\_\_\_\_ 15 vs. Arkansas (12/30/20)  
 Failed to make 3-point field goal \_\_\_\_\_ vs. Kentucky (0-15) (1/19/13)  
 Had at least 50 rebounds \_\_\_\_\_ 50 vs. North Alabama (12/14/21)  
 Had less than 20 rebounds \_\_\_\_\_ 17 vs. Florida (3/16/19)  
 Had at least 25 assists \_\_\_\_\_ 26 vs. Nebraska (12/11/21)  
 Had at least 20 assists \_\_\_\_\_ 23 vs. Syracuse (11/26/21)  
 Had at least 15 steals \_\_\_\_\_ 16 vs. Nebraska (12/11/21)  
 Had at least 10 blocks \_\_\_\_\_ 11 at #24 Alabama (1/11/22)  
 Had at least 15 blocks \_\_\_\_\_ 17 vs. Nicholls State (11/25/11)  
 Had at least 25 lead changes \_\_\_\_\_ 27 at Arkansas (1/16/13)  
 Scored 50 points in a half \_\_\_\_\_ 54 vs. Nebraska (2nd) (12/11/21)  
 Scored 50 points in a half (SEC) \_\_\_\_\_ 50 at Vanderbilt (2nd) (2/9/21)  
 Scored 60 points in a half \_\_\_\_\_ 66 vs. CSUN (1st) (11/15/19)  
 Scored 60 points in a half (SEC) \_\_\_\_\_ 64 at Tennessee (2nd) (2/15/06)  
 Scored 70 points in a half \_\_\_\_\_ 72 vs. Northwestern State (2nd) (11/27/15)  
 Scored 100 points \_\_\_\_\_ 109 vs. #22 UConn (11/24/21)  
 Scored 100 points (SEC) \_\_\_\_\_ 109 at South Carolina (1/23/21)  
 Scored under 20 points in 1st half \_\_\_\_\_ 19 vs. Clemson (3/18/18)  
 Scored under 20 points in 2nd half \_\_\_\_\_ 14 vs. Tulsa (11/24/14)  
 Scored under 10 points in a half \_\_\_\_\_ 6 vs. LSU (1st) (1/8/11)  
 Scored 35 or under points in a game \_\_\_\_\_ 35 vs. Tulsa (11/24/14)  
 Scored under 50 points in game \_\_\_\_\_ 45 at Tennessee (2/9/16)  
 Scored under 50 points in game (SEC) \_\_\_\_\_ 45 at Tennessee (2/9/16)

## THE LAST TIME - INDIVIDUAL

|  |  |
|--|--|
| Scored at least 30 points                              | Samir Doughty (32) at Tennessee (3/7/20)   |
| Scored at least 35 points                              | Toney Douglas (38) vs. Nicholls State (11/24/04)   |
| Scored at least 40 points                              | Wesley Person (44) vs. UAB (12/16/93)  |
| Had two players with at least 20 points                | K.D. Johnson (27), Jabari Smith (22) vs. #22 UConn (11/24/21)  |
| Had three players with at least 20 points              | Samir Doughty (26), J'Von McCormick (23), Devan Cambridge (21) vs. LSU (2/8/20)  |
| Had two players with 25 points                         | Bryce Brown (26), Jared Harper (25) vs. Xavier (OT) (11/19/18)   |
| Had two players with 25 points (SEC)                   | Chris Denson (30), KT Harrell (26) vs. Mississippi State (2/14/14)   |
| Scored 20 points in a half                             | Sharife Cooper (21, 2nd) vs. #12 Missouri (1/26/21)  |
| Scored 20 points in 1st half                           | Bryce Brown (20) at Texas A&M (1/16/19)  |
| Scored 20 points in 2nd half                           | Sharife Cooper (21) vs. #12 Missouri (1/26/21)   |
| Scored 25 points in a half                             | Bryce Brown (25, 2nd) vs. Kentucky (1/19/19)   |
| A player had back-to-back 20-point games               | Jabari Smith (20) vs. UCF (12/1/21); (22) vs. Syracuse (11/26/21)  |
| A player had back-to-back 20-point SEC games           | Sharife Cooper (26) vs. Alabama (1/9/21); (28) at Georgia (1/13/21)  |
| A player had back-to-back 25-point SEC games           | Sharife Cooper (26) vs. Alabama (1/9/21); (28) at Georgia (1/13/21)  |
| A player had three straight 25-point SEC games         | Chris Denson (29) at LSU (2/8/14); (26) vs. Kentucky (2/12/14); (30) vs. Mississippi State (2/15/14)   |
| A player had four straight 25-point SEC games          | Chris Denson (25) at South Carolina (2/5/14); (29) at LSU (2/8/14); (26) vs. Kentucky (2/12/14); (30) vs. Mississippi State (2/15/14)  |
| A player had five straight 25-point SEC games          | Keenan Carpenter (44) vs. LSU (1/8/89); (28) vs. Mississippi State (2/11/89); (33) at Florida (2/15/89); (32) at Ole Miss (2/18/89); (29) vs. Kentucky (2/20/89)   |
| A player had back-to-back 20-point games off the bench | Jamal Johnson (21) at Arkansas (12/30/20); (20) at Texas A&M (1/2/21)  |
| Zero players scored in double figures                  | at Vanderbilt (1/7/12)   |
| Only one player scored in double figures               | Jamal Johnson (18) at UCF (11/30/20)   |
| Five players scored in double figures                  | Jabari Smith (21), Wendell Green Jr. (19), Devan Cambridge (14), K.D. Johnson (12), Jaylin Williams (10) vs. Nebraska (12/11/21)   |
| Five players scored in double figures (SEC)            | Allen Flanigan (23), Devan Cambridge (15), Jamal Johnson (14), Jaylin Williams (13), JT Thor (10) vs. Tennessee (2/27/21)  |
| All five starters scored in double figures             | Allen Flanigan (23), Devan Cambridge (15), Jamal Johnson (14), Jaylin Williams (13), JT Thor (10) vs. Tennessee (2/27/21)  |
| Six players scored in double figures                   | Sharife Cooper (28), Devan Cambridge (14), Allen Flanigan (11), JT Thor (11), Jaylin Williams (11), Jamal Johnson (10) at Georgia (1/13/21)  |
| Six players scored in double figures (SEC)             | Sharife Cooper (28), Devan Cambridge (14), Allen Flanigan (11), JT Thor (11), Jaylin Williams (11), Jamal Johnson (10) at Georgia (1/13/21)  |
| Had at least 15 rebounds                               | Austin Wiley (17) vs. Alabama (2/12/20)  |
| Had at least 15 rebounds (SEC)                         | Austin Wiley (17) vs. Alabama (2/12/20)  |
| Had at least 20 rebounds                               | Kelvin Ardister (20) vs. Tennessee (1/4/89)  |
| Had at least 25 rebounds                               | Rex Frederick (25) at Ole Miss (1/6/58)  |
| Had at least 20 pts & 20 reb                           | Kelvin Ardister (22 pts, 20 reb) vs. Tennessee (1/4/89)  |
| Had two players with at least 10 rebounds              | Jabari Smith (10) and Wendell Green Jr. (10) vs. Murray State (12/22/21)   |
| Had at least three players with 10 rebounds            | Korvotney Barber (13), Quantez Robertson (10), Lucas Hargrove (10) at Virginia (12/20/08)  |
| Had a double-double                                    | Jabari Smith (12 pts, 10 rebs), Wendell Green Jr. (13 pts, 10 rebs) vs. Murray State (12/22/21)  |
| Had two straight double-doubles                        | Walker Kessler (16 pts, 10 rebs, 11 blocks vs. #16 LSU (12/29/21), 12 pts, 10 rebs at South Carolina (1/4/22)  |
| Had three straight double-doubles                      | Austin Wiley (10 pts, 13 reb) vs. LSU (2/8/20); (18 pts, 17 reb) vs. Alabama (2/12/20); (22 pts, 10 reb) at Missouri (2/15/20)   |
| Had four straight double-doubles                       | Cinmeon Bowers (19 pts, 19 reb) vs. Middle Tennessee (12/12/15); (13 pts, 12 reb) vs. Mercer (12/15/15); (12 pts, 11 reb) at Xavier (12/19/15); (12 pts, 12 reb) vs. New Mexico (12/22/15)                   |
| Had five straight double-doubles                       | Jeff Moore (26 pts, 11 reb) vs. Ole Miss (3/2/88); (20 pts, 11 reb) at LSU (3/5/88); (22 pts, 11 reb) vs. Georgia (3/11/88); (13 pts, 13 reb) vs. Bradley (3/17/88); (22 pts, 11 reb) vs. Oklahoma (3/19/88) |
| Had two players with a double-double                   | Jabari Smith (12 pts, 10 rebs) and Wendell Green Jr. (13 pts, 10 rebs) vs. Murray State (12/22/21)   |
| Had a double-double with points and assists            | Sharife Cooper (15 pts, 14 ast) vs. Ole Miss (OT) (2/6/21)   |
| Had a triple-double                                    | Walker Kessler (16 pts, 10 reb, 11 blk) vs. LSU (12/29/21)   |
| Had 10 assists   | Sharife Cooper (14) vs. Ole Miss (OT) (2/6/21)   |
| Had 15 assists   | J'Von McCormick (16) vs. CSUN (11/15/19)   |
| Had two players with at least five blocks              | Devan Cambridge (5) and Jaylin Williams (5) at Georgia (1/13/21)   |
| Had 10 blocks  | Walker Kessler (11) vs. LSU (12/29/21)   |
| Had five steals  | Zep Jasper (5), Walker Kessler (5) vs. Nebraska (12/11/21)   |
| Had five steals (SEC)                                  | J'Von McCormick (5) vs. Tennessee (2/22/20)  |
| Made 25 straight free throws                           | Danjel Purifoy (27) (11/23/16-12/18/16)  |
| Hit buzzer-beater shot to win a game                   | T.J. Dunans vs. Mercer (3-pt FG, 76-74) (12/18/16)   |
| Played more than 40 minutes                            | Samir Doughty (41) vs. Alabama (OT) (2/12/20)  |





0

**K.D. JOHNSON**

6-0 • 204

Sophomore • Guard

Atlanta, Ga.

Hargrave Military



2020-21 (Freshman, Georgia): Averaged 13.5 points, 2.8 rebounds, 1.9 steals and 1.2 assists per game while playing 22.5 minutes per contest in 16 games as a freshman at Georgia ... shot 42 percent from the floor, including 39 percent from downtown, and scored in double figures 12 times, including a team-best four 20-point outings in 2020-21 ... made his collegiate debut against Auburn on Jan. 13 and poured in 21 points, seven rebounds, four steals, two assists and two blocks in 29 minutes of action ... the 21 points were the third-most ever by a UGA freshman in his debut trailing only Dominique Wilkins (26) and Anthony Edwards (24) ... named the Southeastern Conference Freshman of the Week on Jan. 18 following a 14-point game at Ole Miss, which saw him go 4-of-5 from behind the arc ... posted career-high outputs in back-to-back road games vs. ranked teams, pouring in 22 points at No. 16 Tennessee and 24 points at No. 11 Alabama.

HIGH SCHOOL AND PERSONAL: Consensus top-100 player by 247 Sports, ESPN and Rivals ... labeled as a four-star by all major recruiting outlets ... ranked as high as 73rd nationally by ESPN ... averaged 26.2 points, 7.4 assists, 4.7 rebounds and 3.1 steals per game in one season at Hargrave Military Academy (Va.) ... helped the Tigers reach the Final Four of the National Prep Tournament ... played for three seasons at Southwest DeKalb High School (Ga.) where he was twice tabbed all-state for Class 5A by the Atlanta Journal Constitution ... selected as the Class 5A Player of the Year as a junior in 2019 ... amassed 1,302 points, 375 rebounds, 318 assists and 272 steals while shooting 47 percent from the floor while playing for the Panthers ... also posted 62 double-figure scoring outputs, 24 20-point outings, six 30-point outbursts and one 40-point showing in 84 games ... son of Jada Johnson.

| 2021-22 JOHNSON GAME-BY-GAME |    |      |      |       |       |       |    |   |    |     |     |     |  |
|------------------------------|----|------|------|-------|-------|-------|----|---|----|-----|-----|-----|--|
| Opp.                         | GS | Min. | FG-A | 3FG-A | FT-A  | O-D-T | PF | A | TO | BLK | STL | PTS |  |
| Morehead State               | 25 | 5-14 | 2-7  | 0-0   | 1-3-4 | 1     | 0  | 0 | 0  | 0   | 2   | 12  |  |
| ULM                          | 22 | 4-7  | 4-5  | 6-8   | 0-1-1 | 4     | 3  | 1 | 0  | 2   | 18  |     |  |
| at USF                       | 22 | 4-9  | 2-5  | 5-8   | 0-2-2 | 4     | 1  | 1 | 0  | 2   | 15  |     |  |
| vs. UConn                    | *  | 37   | 7-16 | 2-4   | 11-16 | 0-0-0 | 4  | 1 | 1  | 0   | 5   | 27  |  |
| vs. Loyola Chicago           | *  | 25   | 1-6  | 1-4   | 4-4   | 1-1-2 | 2  | 1 | 2  | 0   | 4   | 7   |  |
| vs. Syracuse                 | *  | 28   | 6-14 | 1-5   | 2-2   | 0-3-3 | 1  | 1 | 2  | 0   | 5   | 15  |  |
| UCF                          | *  | 29   | 3-11 | 1-6   | 4-5   | 0-2-2 | 3  | 2 | 0  | 0   | 1   | 11  |  |
| Yale                         | *  | 21   | 7-12 | 3-7   | 2-2   | 0-2-2 | 3  | 0 | 0  | 0   | 1   | 19  |  |
| vs. Nebraska                 | *  | 23   | 6-16 | 0-5   | 0-1   | 1-2-3 | 4  | 1 | 2  | 0   | 0   | 12  |  |
| North Alabama                | *  | 20   | 2-9  | 0-4   | 0-1   | 0-4-4 | 4  | 1 | 3  | 0   | 0   | 4   |  |
| at Saint Louis               | *  | 28   | 3-10 | 1-4   | 4-8   | 0-0-0 | 1  | 3 | 3  | 0   | 2   | 11  |  |
| Murray State                 | *  | 25   | 3-6  | 1-2   | 0-0   | 2-2-4 | 2  | 1 | 4  | 0   | 0   | 7   |  |
| LSU                          | *  | 24   | 2-4  | 1-3   | 4-6   | 0-3-3 | 3  | 2 | 2  | 0   | 4   | 9   |  |
| at South Carolina            | *  | 21   | 1-4  | 0-0   | 0-0   | 1-2-3 | 3  | 1 | 3  | 0   | 2   | 2   |  |
| Florida                      | *  | 28   | 7-13 | 3-4   | 6-8   | 0-1-1 | 2  | 1 | 0  | 0   | 3   | 23  |  |
| at Alabama                   | *  | 31   | 5-12 | 1-5   | 2-6   | 1-7-8 | 2  | 3 | 1  | 0   | 3   | 13  |  |
| at Ole Miss                  |    |      |      |       |       |       |    |   |    |     |     |     |  |
| Georgia                      |    |      |      |       |       |       |    |   |    |     |     |     |  |
| Kentucky                     |    |      |      |       |       |       |    |   |    |     |     |     |  |
| at Missouri                  |    |      |      |       |       |       |    |   |    |     |     |     |  |
| Oklahoma                     |    |      |      |       |       |       |    |   |    |     |     |     |  |
| Alabama                      |    |      |      |       |       |       |    |   |    |     |     |     |  |
| at Georgia                   |    |      |      |       |       |       |    |   |    |     |     |     |  |
| at Arkansas                  |    |      |      |       |       |       |    |   |    |     |     |     |  |
| Texas A&M                    |    |      |      |       |       |       |    |   |    |     |     |     |  |
| Vanderbilt                   |    |      |      |       |       |       |    |   |    |     |     |     |  |
| at Florida                   |    |      |      |       |       |       |    |   |    |     |     |     |  |
| Ole Miss                     |    |      |      |       |       |       |    |   |    |     |     |     |  |
| at Tennessee                 |    |      |      |       |       |       |    |   |    |     |     |     |  |
| at Mississippi State         |    |      |      |       |       |       |    |   |    |     |     |     |  |
| South Carolina               |    |      |      |       |       |       |    |   |    |     |     |     |  |

| CAREER HIGHS           |                         |
|------------------------|-------------------------|
| Points                 | 27 vs. UConn (11/24/21) |
| Rebounds               | 8 at Alabama (1/11/22)  |
| Field Goals            | 9 (twice)               |
| Field Goals Att.       | 19 at Auburn (1/13/21)  |
| 3-Pt. Field Goals      | 4 (twice)               |
| 3-Pt. Field Goals Att. | 7 (four times)          |
| Free Throws            | 11 vs. UConn (11/24/21) |
| Free Throws Att.       | 16 vs. UConn (11/24/21) |
| Assists                | 4 vs. LSU (2/23/21)     |
| Steals                 | 5 (twice)               |
| Blocks                 | 2 vs. Auburn (1/13/21)  |
| Minutes                | 37 vs. UConn (11/24/21) |

| JOHNSON'S MISCELLANEOUS STATS |         |         |        |
|-------------------------------|---------|---------|--------|
|                               | 2020-21 | 2021-22 | Career |
| Games with 10+ Pts            | 12      | 11      | 23     |
| Games with 20+ Pts            | 4       | 2       | 6      |
| Games 5+ 3s                   | 0       | 0       | 0      |
| Games with 5+ Reb             | 3       | 1       | 4      |
| Games with 10+ Reb            | 0       | 0       | 0      |
| Games with 5+ Ast             | 0       | 0       | 0      |
| Games with 10+ Ast            | 0       | 0       | 0      |
| Games with 5+ Blk             | 0       | 0       | 0      |
| Games with 5+ Stl             | 0       | 2       | 2      |
| Double-Doubles                | 0       | 0       | 0      |

| SEASON               | TEAM | GP-GS        | MIN/AVG         | FG-FGA         | FG%         | 3FG-3FGA      | 3FG%        | FT-FTA         | FT%         | OFF DEF TOT     | AVG        | PF-FO       | A         | TO        | BLK      | STL       | PTS        | AVG         |
|----------------------|------|--------------|-----------------|----------------|-------------|---------------|-------------|----------------|-------------|-----------------|------------|-------------|-----------|-----------|----------|-----------|------------|-------------|
| 2020-21              | UGa  | 16-0         | 362/22.6        | 68-161         | .422        | 24-62         | .387        | 56-91          | .615        | 11 33 44        | 2.8        | 45-0        | 19        | 34        | 3        | 29        | 216        | 13.5        |
| 2021-22              | AUB  | 16-13        | 413/25.8        | 66-163         | .405        | 23-70         | .329        | 50-75          | .667        | 7 35 42         | 2.6        | 43-0        | 22        | 25        | 0        | 36        | 205        | 12.8        |
| <b>TOTAL FOR AUB</b> |      | <b>16-13</b> | <b>413/25.8</b> | <b>66-163</b>  | <b>.405</b> | <b>23-70</b>  | <b>.329</b> | <b>50-75</b>   | <b>.667</b> | <b>7 35 42</b>  | <b>2.6</b> | <b>43-0</b> | <b>22</b> | <b>25</b> | <b>0</b> | <b>36</b> | <b>205</b> | <b>12.8</b> |
| <b>TOTAL</b>         |      | <b>32-13</b> | <b>774/24.2</b> | <b>134-324</b> | <b>.414</b> | <b>47-132</b> | <b>.356</b> | <b>106-166</b> | <b>.639</b> | <b>18 68 86</b> | <b>2.7</b> | <b>88-0</b> | <b>41</b> | <b>59</b> | <b>3</b> | <b>65</b> | <b>421</b> | <b>13.2</b> |

1

**WENDELL GREEN JR.**

5-11 • 175

Sophomore • Guard

Detroit, Mich.

La Lumiere School (Ind.)



| 2021-22 GREEN JR. GAME-BY-GAME |    |      |      |       |      |        |    |   |    |     |     |     |
|--------------------------------|----|------|------|-------|------|--------|----|---|----|-----|-----|-----|
| Opp.                           | GS | Min. | FG-A | 3FG-A | FT-A | O-D-T  | PF | A | TO | BLK | STL | PTS |
| Morehead State                 | *  | 29   | 8-17 | 3-8   | 0-0  | 0-5-5  | 1  | 3 | 0  | 0   | 1   | 19  |
| ULM                            | *  | 27   | 4-10 | 1-4   | 6-8  | 0-7-7  | 2  | 3 | 3  | 0   | 0   | 15  |
| at USF                         | *  | 27   | 0-8  | 0-4   | 0-0  | 1-3-4  | 2  | 3 | 3  | 0   | 0   | 0   |
| vs. UConn                      |    | 34   | 6-12 | 4-8   | 3-4  | 0-2-2  | 2  | 5 | 4  | 0   | 2   | 19  |
| vs. Loyola Chicago             |    | 23   | 3-8  | 2-5   | 2-2  | 0-4-4  | 2  | 4 | 4  | 0   | 3   | 10  |
| vs. Syracuse                   |    | 20   | 2-6  | 1-5   | 0-0  | 1-2-3  | 0  | 7 | 1  | 0   | 1   | 5   |
| UCF                            |    | 19   | 2-6  | 1-4   | 4-4  | 0-1-1  | 1  | 4 | 3  | 0   | 0   | 9   |
| Yale                           |    | 18   | 2-6  | 1-3   | 0-0  | 1-1-2  | 2  | 6 | 0  | 0   | 1   | 5   |
| vs. Nebraska                   |    | 26   | 7-12 | 4-6   | 1-2  | 2-4-6  | 3  | 6 | 2  | 0   | 2   | 19  |
| North Alabama                  |    | 27   | 4-13 | 3-8   | 1-2  | 1-2-3  | 1  | 6 | 1  | 0   | 2   | 12  |
| at Saint Louis                 |    | 27   | 5-12 | 3-6   | 2-2  | 0-0-0  | 0  | 8 | 2  | 0   | 1   | 15  |
| Murray State                   |    | 19   | 4-7  | 1-3   | 4-4  | 1-9-10 | 2  | 2 | 2  | 0   | 2   | 13  |
| LSU                            |    | 29   | 4-10 | 1-3   | 6-7  | 1-5-6  | 4  | 3 | 5  | 0   | 2   | 15  |
| at South Carolina              |    | 28   | 7-15 | 1-5   | 7-7  | 2-3-5  | 0  | 5 | 2  | 0   | 2   | 22  |
| Florida                        |    | 25   | 5-10 | 2-4   | 1-2  | 0-3-3  | 1  | 4 | 5  | 0   | 1   | 13  |
| at Alabama                     |    | 31   | 7-20 | 3-10  | 2-2  | 0-3-3  | 3  | 4 | 0  | 0   | 3   | 19  |
| at Ole Miss                    |    |      |      |       |      |        |    |   |    |     |     |     |
| Georgia                        |    |      |      |       |      |        |    |   |    |     |     |     |
| Kentucky                       |    |      |      |       |      |        |    |   |    |     |     |     |
| at Missouri                    |    |      |      |       |      |        |    |   |    |     |     |     |
| Oklahoma                       |    |      |      |       |      |        |    |   |    |     |     |     |
| Alabama                        |    |      |      |       |      |        |    |   |    |     |     |     |
| at Georgia                     |    |      |      |       |      |        |    |   |    |     |     |     |
| at Arkansas                    |    |      |      |       |      |        |    |   |    |     |     |     |
| Texas A&M                      |    |      |      |       |      |        |    |   |    |     |     |     |
| Vanderbilt                     |    |      |      |       |      |        |    |   |    |     |     |     |
| at Florida                     |    |      |      |       |      |        |    |   |    |     |     |     |
| Ole Miss                       |    |      |      |       |      |        |    |   |    |     |     |     |
| at Tennessee                   |    |      |      |       |      |        |    |   |    |     |     |     |
| at Mississippi State           |    |      |      |       |      |        |    |   |    |     |     |     |
| South Carolina                 |    |      |      |       |      |        |    |   |    |     |     |     |

2020-21 (Freshman, Eastern Kentucky): Averaged 15.8 points, 5.0 assists, 3.4 rebounds and 1.6 steals for the as a freshman at Eastern Kentucky during the 2020-21 season ... also shot 40 percent from the field, including 36 percent from behind the arc, and 77 percent from the charity stripe ... played in all 29 games, earning 25 starts, and led the team with 30.5 minutes per game ... guided the Colonels to a 22-7 record, including 15-5 in Ohio Valley Conference play ... the 15 conference wins were a program record ... tabbed First Team All-Ohio Valley Conference ... led the nation's eighth-best scoring offense at 81.8 points per game ... broke the program's freshman record with 146 assists, which also was the highest mark by any freshman in the country and the 15th-most by any player overall ... was one of only two freshman in the nation to have 400 points and 100 assists, joining Gonzaga's Jalen Suggs ... reached double figures 20 times, including his last five games of the season in which he averaged 24.0 points per contest ... was a five-time honoree as the OVC Freshman of the Week ... was also tabbed to the conference's all-tournament team after averaging 26.0 points, 4.5 assists, 3.0 rebounds and 3.0 steals per game in the postseason tournament.

HIGH SCHOOL AND PERSONAL: Rated as a three-star guard by Rivals ... tabbed as the No. 16 point guard in the 2020 class by 247 Sports ... led La Lumiere School (Ind.) to a 38-1 record and an appearance in the Geico High School National Title Game in 2019 ... before transferring prior to his junior season, averaged 20 points, eight assists and seven rebounds at Detroit Country Day as a sophomore ... son of Wendell Green Sr. and Rhonda Dalton-Green.

| CAREER HIGHS           |   |
|------------------------|---|
| Points                 | 30 at Austin Peay (1/2/21)                              |
| Rebounds               | 10 vs. Murray State (12/22/21)                          |
| Field Goals            | 12 vs. Morehead State (3/5/21)                          |
| Field Goals Att.       | 22 at Eastern Illinois (1/16/21)                        |
| 3-Pt. Field Goals      | 5 at Austin Peay (1/2/21)                               |
| 3-Pt. Field Goals Att. | 10 at Jacksonville State (2/2/21), at Alabama (1/11/22) |
| Free Throws            | 12 vs. Tennessee State (2/27/21)                        |
| Free Throws Att.       | 13 vs. Tennessee State (2/27/21)                        |
| Assists                | 15 vs. Tennessee Tech (1/9/21)                          |
| Steals                 | 6 vs. Austin Peay (3/4/21)                              |
| Blocks                 | 1 (three times)   |
| Minutes                | 39 vs. Austin Peay (3/4/21)                             |

| GREEN JR.'S MISCELLANEOUS STATS |         |         |        |
|---------------------------------|---------|---------|--------|
|                                 | 2020-21 | 2021-22 | Career |
| Games with 10+ Pts              | 20      | 12      | 32     |
| Games with 20+ Pts              | 10      | 1       | 11     |
| Games 5+ 3s                     | 1       | 0       | 1      |
| Games with 5+ Reb               | 9       | 5       | 14     |
| Games with 10+ Reb              | 0       | 1       | 1      |
| Games with 5+ Ast               | 15      | 7       | 22     |
| Games with 10+ Ast              | 1       | 0       | 1      |
| Games with 5+ Blk               | 0       | 0       | 0      |
| Games with 5+ Stl               | 2       | 0       | 2      |
| Double-Doubles                  | 1       | 1       | 2      |

| SEASON               | TEAM | GP-GS        | MIN/AVG          | Field Goals    |             |               | 3-Point     |                | F-Throws    |           | Rebounds   |            |            |             | Scoring    |            |          |           |            |             |
|----------------------|------|--------------|------------------|----------------|-------------|---------------|-------------|----------------|-------------|-----------|------------|------------|------------|-------------|------------|------------|----------|-----------|------------|-------------|
|                      |      |              |                  | FG-FGA         | FG%         | 3FG-3FGA      | 3FG%        | FT-FTA         | FT%         | OFF       | DEF        | TOT        | AVG        | PF-FO       | A          | TO         | BLK      | STL       | PTS        | AVG         |
| 2020-21              | EKU  | 29-25        | 882/30.4         | 158-399        | .396        | 48-132        | .364        | 93-121         | .769        | 18        | 81         | 99         | 3.4        | 57-0        | 146        | 80         | 3        | 47        | 457        | 15.8        |
| 2021-22              | AUB  | 16-3         | 412/25.8         | 70-172         | .407        | 31-86         | .360        | 39-46          | .848        | 10        | 54         | 64         | 4.0        | 26-0        | 73         | 37         | 0        | 23        | 210        | 13.1        |
| <b>TOTAL FOR AUB</b> |      | <b>16-3</b>  | <b>412/25.8</b>  | <b>70-172</b>  | <b>.407</b> | <b>31-86</b>  | <b>.360</b> | <b>39-46</b>   | <b>.848</b> | <b>10</b> | <b>54</b>  | <b>64</b>  | <b>4.0</b> | <b>26-0</b> | <b>73</b>  | <b>37</b>  | <b>0</b> | <b>23</b> | <b>210</b> | <b>13.1</b> |
| <b>TOTAL</b>         |      | <b>45-28</b> | <b>1295/28.8</b> | <b>228-571</b> | <b>.399</b> | <b>79-218</b> | <b>.362</b> | <b>132-167</b> | <b>.790</b> | <b>28</b> | <b>135</b> | <b>163</b> | <b>3.6</b> | <b>83-0</b> | <b>219</b> | <b>117</b> | <b>3</b> | <b>70</b> | <b>667</b> | <b>14.8</b> |



2


JAYLIN WILLIAMS

6-8 • 230

Junior • Forward

Nahunta, Ga.

Brantley County HS



2021-22 WILLIAMS GAME-BY-GAME

| Opp.                 | GS  | Min. | FG-A | 3FG-A | FT-A | O-D-T | PF | A | TO | BLK | STL | PTS |
|----------------------|-----|------|------|-------|------|-------|----|---|----|-----|-----|-----|
| Morehead State       | 18  |      | 4-6  | 1-3   | 1-1  | 0-2-2 | 2  | 2 | 3  | 1   | 0   | 10  |
| ULM                  | 15  |      | 3-4  | 0-1   | 0-0  | 1-1-2 | 4  | 1 | 0  | 3   | 0   | 6   |
| at USF               | 20  |      | 4-6  | 0-1   | 0-0  | 3-2-5 | 2  | 2 | 1  | 1   | 1   | 8   |
| vs. UConn            | 32  |      | 4-10 | 1-4   | 3-4  | 0-5-5 | 1  | 0 | 3  | 0   | 2   | 12  |
| vs. Loyola Chicago   | 16  |      | 1-2  | 0-0   | 0-0  | 0-1-1 | 2  | 0 | 2  | 1   | 0   | 2   |
| vs. Syracuse         | 16  |      | 3-7  | 0-1   | 3-5  | 3-4-7 | 1  | 2 | 0  | 1   | 1   | 9   |
| UCF                  | 17  |      | 3-5  | 0-2   | 1-2  | 1-1-2 | 1  | 1 | 2  | 0   | 1   | 7   |
| Yale                 | 19  |      | 3-7  | 1-4   | 0-0  | 2-2-4 | 3  | 0 | 1  | 1   | 1   | 7   |
| vs. Nebraska         | 18  |      | 4-7  | 1-2   | 1-2  | 2-2-4 | 0  | 0 | 1  | 2   | 0   | 10  |
| North Alabam         | DNP |      |      |       |      |       |    |   |    |     |     |     |
| at Saint Louis       | 11  |      | 2-5  | 0-1   | 0-0  | 0-1-1 | 1  | 0 | 0  | 0   | 0   | 4   |
| Murray State         | 13  |      | 4-10 | 1-3   | 0-0  | 1-0-1 | 3  | 2 | 0  | 0   | 0   | 9   |
| LSU                  | 11  |      | 0-2  | 0-0   | 0-0  | 0-0-0 | 2  | 1 | 1  | 0   | 0   | 0   |
| at South Carolina    | 17  |      | 3-5  | 0-0   | 0-0  | 0-2-2 | 1  | 1 | 2  | 0   | 0   | 6   |
| Florida              | 21  |      | 5-6  | 1-2   | 3-3  | 0-3-3 | 2  | 1 | 2  | 2   | 0   | 14  |
| at Alabama           | 15  |      | 1-5  | 0-1   | 0-0  | 1-3-4 | 2  | 1 | 1  | 2   | 1   | 2   |
| at Ole Miss          |     |      |      |       |      |       |    |   |    |     |     |     |
| Georgia              |     |      |      |       |      |       |    |   |    |     |     |     |
| Kentucky             |     |      |      |       |      |       |    |   |    |     |     |     |
| at Missouri          |     |      |      |       |      |       |    |   |    |     |     |     |
| Oklahoma             |     |      |      |       |      |       |    |   |    |     |     |     |
| Alabama              |     |      |      |       |      |       |    |   |    |     |     |     |
| at Georgia           |     |      |      |       |      |       |    |   |    |     |     |     |
| at Arkansas          |     |      |      |       |      |       |    |   |    |     |     |     |
| Texas A&M            |     |      |      |       |      |       |    |   |    |     |     |     |
| Vanderbilt           |     |      |      |       |      |       |    |   |    |     |     |     |
| at Florida           |     |      |      |       |      |       |    |   |    |     |     |     |
| Ole Miss             |     |      |      |       |      |       |    |   |    |     |     |     |
| at Tennessee         |     |      |      |       |      |       |    |   |    |     |     |     |
| at Mississippi State |     |      |      |       |      |       |    |   |    |     |     |     |
| South Carolina       |     |      |      |       |      |       |    |   |    |     |     |     |

2020-21 (Sophomore): Averaged 10.9 points, 4.7 rebounds, 2.0 assists and 1.4 blocks in 26.4 minutes per game ... started all 27 games and was one of team's go-to options offensively ... was among the SEC's most improved players after raising scoring output by 8.5 from 2.4 points per game as a freshman to 10.9 points per game as a sophomore ... 1.44 blocks per game ranked sixth in the SEC ... was one of 12 players in the country to have 250 points, 50 assists, 35 blocks and 15 steals, including one of just three underclassmen ... scored in double figures 16 times, including two 20-point outings ... blocked two or more shots in 13 games, including nine of his last 16 ... averaged 10.7 points, 4.2 rebounds, 1.8 assists and 1.4 blocks per game in SEC play ... shot 51.8 percent from the floor overall, including 34.0 percent from 3 ... in first career start, posted first career double-double with 18 points and 11 rebounds against St. Joseph's (Nov. 26), leading Auburn to an overtime win ... the 11 rebounds was a career-best mark ... had a career-high 24 points at Ole Miss (Jan. 6), which included 6-of-10 from downtown ... produced a career-best five blocks at Georgia (Jan. 13) ... named to the SEC Academic Honor Roll.

2019-20 (Freshman): Averaged 2.4 points, 1.8 rebounds, 0.4 assists, 0.4 blocks and 0.4 assists in 7.1 minutes per game ... appeared in 14 games off the bench, including eight in SEC play ... was top contributor off the bench in the final five games of the season, averaging 4.2 points and three rebounds per game while shooting at 53 percent clip in 13 minutes per contest ... recorded first career block in first career game vs. Colgate (Nov. 18) ... made career-long outing with 16 minutes and pulled down six rebounds to go along with two steals and an assist at Georgia (Feb. 19) ... scored career-high eight points and added three steals vs. Tennessee (Feb. 22) ... knocked down first career 3-pointer at Kentucky (Feb. 29).

HIGH SCHOOL AND PERSONAL: Labeled as a four-star by both Rivals and 247Sports ... tabbed as the No. 109 prospect nationally by Rivals and No. 120 by 247Sports ... selected as the No. 4 player in the state of Georgia by 247Sports ... played for Brantley County High School where he was a First Team All-State selection as a junior and a senior ... averaged 25 points and 14 rebounds per game ... also played football as a wide receiver ... played for Game Elite on the adidas circuit, averaging 11.9 points, 4.9 rebounds and 1.9 assists while shooting 63 percent from the floor ... produced stat lines of 31 points, 14 assists and 11 rebounds, as well as 27 points, 13 rebounds and four blocks for Game Elite ... son of Shantel Williams ... is an only child ... enrolled in the College of Education.

CAREER HIGHS


|                        |    |                               |
|------------------------|----|-------------------------------|
| Points                 | 24 | at Ole Miss (1/6/21)          |
| Rebounds               | 11 | vs. Saint Joseph's (11/26/20) |
| Field Goals            | 9  | vs. Georgia (2/2/21)          |
| Field Goals Att.       | 14 | (three times)                 |
| 3-Pt. Field Goals      | 6  | at Ole Miss (1/6/21)          |
| 3-Pt. Field Goals Att. | 10 | at Ole Miss (1/6/21)          |
| Free Throws            | 8  | vs. Tennessee (2/27/21)       |
| Free Throws Att.       | 10 | vs. Tennessee (2/27/21)       |
| Assists                | 8  | vs. Memphis (12/12/20)        |
| Blocks                 | 5  | at Georgia (1/13/21)          |
| Steals                 | 3  | vs. Tennessee (2/22/20)       |
| Minutes                | 37 | vs. Saint Joseph's (11/26/20) |

WILLIAMS' MISCELLANEOUS STATS

|                    | 2019-20 | 2020-21 | 2021-22 | Career |
|--------------------|---------|---------|---------|--------|
| Games with 10+ Pts | 0       | 15      | 4       | 19     |
| Games with 20+ Pts | 0       | 2       | 0       | 2      |
| Games 5+ 3s        | 0       | 1       | 0       | 1      |
| Games with 5+ Reb  | 2       | 11      | 3       | 16     |
| Games with 10+ Reb | 0       | 2       | 0       | 2      |
| Games with 5+ Ast  | 0       | 2       | 0       | 2      |
| Games with 10+ Ast | 0       | 0       | 0       | 0      |
| Games with 5+ Blk  | 0       | 1       | 0       | 1      |
| Games with 5+ Stl  | 0       | 0       | 0       | 0      |
| Double-Doubles     | 0       | 1       | 0       | 1      |

| SEASON       | TEAM | GP-GS        | MIN/AVG          | FG-FGA         | FG%         | 3FG-3FGA      | 3FG%        | FT-FTA       | FT%         | OFF       | DEF        | TOT        | AVG        | PF-FO        | A         | TO        | BLK       | STL       | PTS        | AVG        |
|--------------|------|--------------|------------------|----------------|-------------|---------------|-------------|--------------|-------------|-----------|------------|------------|------------|--------------|-----------|-----------|-----------|-----------|------------|------------|
| 2019-20      | AUB  | 14-0         | 100/7.1          | 15-28          | .536        | 1-9           | .111        | 3-3          | 1.000       | 8         | 17         | 25         | 1.8        | 12-0         | 6         | 6         | 5         | 6         | 34         | 2.4        |
| 2020-21      | AUB  | 27-27        | 713/26.4         | 116-224        | .518        | 32-94         | .340        | 31-49        | .633        | 36        | 91         | 127        | 4.7        | 66-0         | 54        | 49        | 39        | 18        | 295        | 10.9       |
| 2021-22      | AUB  | 15-0         | 264/17.6         | 44-87          | .506        | 6-25          | .240        | 12-17        | .706        | 14        | 29         | 43         | 2.9        | 27-0         | 17        | 18        | 12        | 7         | 106        | 7.1        |
| <b>TOTAL</b> |      | <b>56-27</b> | <b>1076/19.2</b> | <b>175-339</b> | <b>.516</b> | <b>39-128</b> | <b>.305</b> | <b>46-69</b> | <b>.667</b> | <b>58</b> | <b>137</b> | <b>195</b> | <b>3.5</b> | <b>105-0</b> | <b>77</b> | <b>73</b> | <b>56</b> | <b>31</b> | <b>435</b> | <b>7.8</b> |

5



**CHRIS MOORE**

6-6 • 240

Sophomore • Forward  
West Memphis, Ark.  
West Memphis HS

2020-21 (Freshman): Averaged 2.8 points, 2.0 rebounds and 0.5 assists in 11.2 minutes per game ... appeared in 25 games off the bench ... shot 56.3 percent from the floor, including 40 percent from beyond the arc ... field goal percentage was second-best on the team and ranked 10th in the SEC among players with 40 or more shot attempts ... scored in 18 of 25 games played in ... first career points came via an and-1 against St. Joseph's (Nov. 26) ... posted career-high 11 points in 14 minutes against Missouri (Jan. 26) after shooting 4-for-4 from the field, including 3-for-3 from downtown ... pulled down four-plus rebounds in four games, including career-best six boards against Troy (Dec. 19).

HIGH SCHOOL AND PERSONAL: Labeled as a four-star prospect by Rivals and a three-star prospect by 247Sports and ESPN ... ranked as the 103rd player in the country by Rivals and 122nd by 247Sports ... tabbed as the No. 3 player out of the state of Arkansas by 247Sports and No. 5 by ESPN ... named the Arkansas Player of the Year following senior season ... played at West Memphis High School ... voted all-state four times, including a first team nod in his final campaign ... became the school's all-time leader in points and rebounds ... is the only player in school history to play four seasons on the varsity squad ... guided West Memphis to the Arkansas state championship game, averaging 18.7 points and 16.3 rebounds per game during the playoffs ... guided team to the No. 1 overall rank in Arkansas ... is a four-time all-conference player ... named the 5A East Player of the Year following junior season in which he averaged 17.2 points, 13 rebounds, 4.9 assists and 1.5 blocks per game while shooting 63 percent ... played for Woodz Elite in the Nike EYBL ... averaged 17.7 points, 6.1 rebounds, 1.3 assists and 1.1 blocks per game on the AAU circuit ... led team to No. 1 national ranking as a sophomore.

| 2021-22 MOORE GAME-BY-GAME |     |      |      |       |      |       |    |   |    |     |     |     |  |
|----------------------------|-----|------|------|-------|------|-------|----|---|----|-----|-----|-----|--|
| Opp.                       | GS  | Min. | FG-A | 3FG-A | FT-A | O-D-T | PF | A | TO | BLK | STL | PTS |  |
| Morehead State             | 15  |      | 2-2  | 0-0   | 0-0  | 0-1-1 | 2  | 1 | 0  | 0   | 0   | 4   |  |
| ULM                        | 21  |      | 5-9  | 0-1   | 6-6  | 2-2-4 | 1  | 0 | 1  | 0   | 0   | 16  |  |
| at USF                     | 8   |      | 0-2  | 0-1   | 0-0  | 0-0-0 | 0  | 0 | 1  | 0   | 1   | 0   |  |
| vs. UConn                  | 13  |      | 0-0  | 0-0   | 0-0  | 1-0-1 | 3  | 0 | 0  | 0   | 0   | 0   |  |
| vs. Loyola Chicago         | 13  |      | 1-3  | 0-0   | 0-0  | 3-1-4 | 1  | 0 | 1  | 0   | 0   | 2   |  |
| vs. Syracuse               | 15  |      | 1-2  | 0-1   | 2-4  | 1-1-2 | 1  | 2 | 0  | 0   | 2   | 4   |  |
| UCF                        | 5   |      | 0-0  | 0-0   | 0-0  | 0-1-1 | 0  | 0 | 2  | 0   | 0   | 0   |  |
| Yale                       | 17  |      | 2-4  | 0-0   | 1-2  | 2-4-6 | 2  | 0 | 0  | 2   | 2   | 5   |  |
| vs. Nebraska               | DNP |      |      |       |      |       |    |   |    |     |     |     |  |
| North Alabama              | 12  |      | 1-4  | 0-1   | 0-0  | 1-1-2 | 0  | 0 | 2  | 0   | 0   | 2   |  |
| at Saint Louis             | 7   |      | 0-0  | 0-0   | 0-0  | 0-0-0 | 2  | 1 | 0  | 0   | 1   | 0   |  |
| Murray State               | 3   |      | 0-1  | 0-1   | 0-0  | 0-0-0 | 1  | 0 | 0  | 0   | 0   | 0   |  |
| LSU                        | 8   |      | 1-2  | 0-0   | 0-0  | 2-2-4 | 1  | 0 | 1  | 0   | 0   | 2   |  |
| at South Carolina          | 9   |      | 2-4  | 0-0   | 1-3  | 3-1-4 | 1  | 0 | 2  | 1   | 0   | 5   |  |
| Florida                    | 3   |      | 0-0  | 0-0   | 0-0  | 0-1-1 | 0  | 0 | 0  | 1   | 1   | 0   |  |
| at Alabama                 | DNP |      |      |       |      |       |    |   |    |     |     |     |  |
| at Ole Miss                |     |      |      |       |      |       |    |   |    |     |     |     |  |
| Georgia                    |     |      |      |       |      |       |    |   |    |     |     |     |  |
| Kentucky                   |     |      |      |       |      |       |    |   |    |     |     |     |  |
| at Missouri                |     |      |      |       |      |       |    |   |    |     |     |     |  |
| Oklahoma                   |     |      |      |       |      |       |    |   |    |     |     |     |  |
| Alabama                    |     |      |      |       |      |       |    |   |    |     |     |     |  |
| at Georgia                 |     |      |      |       |      |       |    |   |    |     |     |     |  |
| at Arkansas                |     |      |      |       |      |       |    |   |    |     |     |     |  |
| Texas A&M                  |     |      |      |       |      |       |    |   |    |     |     |     |  |
| Vanderbilt                 |     |      |      |       |      |       |    |   |    |     |     |     |  |
| at Florida                 |     |      |      |       |      |       |    |   |    |     |     |     |  |
| Ole Miss                   |     |      |      |       |      |       |    |   |    |     |     |     |  |
| at Tennessee               |     |      |      |       |      |       |    |   |    |     |     |     |  |
| at Mississippi State       |     |      |      |       |      |       |    |   |    |     |     |     |  |
| South Carolina             |     |      |      |       |      |       |    |   |    |     |     |     |  |

| CAREER HIGHS           |                          |
|------------------------|--------------------------|
| Points                 | 16 vs. ULM (11/12/21)    |
| Rebounds               | 6 (twice)                |
| Field Goals            | 5 vs. ULM (11/12/21)     |
| Field Goals Att.       | 9 vs. ULM (11/12/21)     |
| 3-Pt. Field Goals      | 3 vs. Missouri (1/26/21) |
| 3-Pt. Field Goals Att. | 3 vs. Missouri (1/26/21) |
| Free Throws            | 6 vs. ULM (11/12/21)     |
| Free Throws Att.       | 6 vs. ULM (11/12/21)     |
| Assists                | 2 (three times)          |
| Blocks                 | 2 vs. Yale (12/4/21)     |
| Steals                 | 3 vs. Troy (12/19/20)    |
| Minutes                | 21 vs. ULM (11/12/21)    |

| MOORE'S MISCELLANEOUS STATS |         |         |        |
|-----------------------------|---------|---------|--------|
|                             | 2020-21 | 2021-22 | Career |
| Games with 10+ Pts          | 1       | 1       | 2      |
| Games with 20+ Pts          | 0       | 0       | 0      |
| Games 5+ 3s                 | 0       | 0       | 0      |
| Games with 5+ Reb           | 2       | 1       | 3      |
| Games with 10+ Reb          | 0       | 0       | 0      |
| Games with 5+ Ast           | 0       | 0       | 0      |
| Games with 10+ Ast          | 0       | 0       | 0      |
| Games with 5+ Blk           | 0       | 0       | 0      |
| Games with 5+ Stl           | 0       | 0       | 0      |
| Double-Doubles              | 0       | 0       | 0      |

| SEASON       | TEAM | GP-GS       | MIN/AVG         | FG-FGA       | FG%         | 3FG-3FGA    | 3FG%        | FT-FTA       | FT%         | OFF       | DEF       | TOT       | AVG        | PF-FO       | A         | TO        | BLK       | STL       | PTS        | AVG        |
|--------------|------|-------------|-----------------|--------------|-------------|-------------|-------------|--------------|-------------|-----------|-----------|-----------|------------|-------------|-----------|-----------|-----------|-----------|------------|------------|
| 2020-21      | AUB  | 25-0        | 281/11.3        | 27-48        | .563        | 6-15        | .400        | 11-19        | .579        | 28        | 23        | 51        | 2.0        | 28-0        | 12        | 18        | 6         | 8         | 71         | 2.8        |
| 2021-22      | AUB  | 14-0        | 154/11.0        | 15-33        | .455        | 0-5         | .000        | 10-15        | .667        | 15        | 15        | 30        | 2.1        | 15-0        | 4         | 10        | 4         | 7         | 40         | 2.9        |
| <b>TOTAL</b> |      | <b>39-0</b> | <b>435/11.2</b> | <b>42-81</b> | <b>.519</b> | <b>6-20</b> | <b>.300</b> | <b>21-34</b> | <b>.618</b> | <b>43</b> | <b>38</b> | <b>81</b> | <b>2.1</b> | <b>43-0</b> | <b>16</b> | <b>28</b> | <b>10</b> | <b>15</b> | <b>111</b> | <b>2.8</b> |

10

JABARI SMITH

6-10 • 220  
Freshman • Forward  
Fayetteville, Ga.  
Sandy Creek HS



HIGH SCHOOL AND PERSONAL: Consensus five-star, top-10 prospect ... ranked No. 6 nationally by 247 Sports, ESPN and Rivals ... averaged 23.4 points, 9.5 rebounds, 3.2 steals and 2.5 blocks per game as a senior while playing at Sandy Creek High School ... led Sandy Creek to a state runner-up finish in 2020-21 ... became Auburn's fourth signee to be named a McDonald's All-American - a list that includes Sharife Cooper (2020), Korvotney Barber (2005) and Frank Ford (1983) ... chosen as a Naismith First Team All-American and a Sports Illustrated All-American ... named Georgia's Gatorade Player of the Year ... averaged 24.5 points, 10.8 rebounds, 2.8 blocks, 1.6 assists and 1.3 steals per game while shooting 50 percent from the floor, including 38 percent from 3 as a junior ... tabbed as a MaxPreps Junior All-American and an all-state selection while leading the Patriots to a 25-5 record, including 12-0 in the region, and an appearance in the Class 4A state quarterfinals ... named the Junior of the Year in Class 4A ... as a sophomore, averaged 12.7 points, 6.7 rebounds, two blocks, 1.9 assists and 1.2 steals per game while shooting 48 percent from the court, leading Sandy Creek to a 27-4 record, including 12-0 in the region ... represented his country as he paced USA Basketball to a gold medal in the FIBA Americas U16 championship while averaging 13.8 points and 6.2 rebounds ... son of Jabari Smith Sr. and Taneskia Purnell ... father, Jabari Sr., played at LSU for two seasons before playing in the NBA in stints with the New Jersey Nets, Philadelphia 76ers and the Sacramento Kings ... cousin of 13-year NBA veteran Kwame Brown, who was the No. 1 overall pick in 2001.

| 2021-22 SMITH GAME-BY-GAME |    |      |      |       |       |         |    |   |    |     |     |     |  |
|----------------------------|----|------|------|-------|-------|---------|----|---|----|-----|-----|-----|--|
| Opp.                       | GS | Min. | FG-A | 3FG-A | FT-A  | O-D-T   | PF | A | TO | BLK | STL | PTS |  |
| Morehead State             | *  | 21   | 3-6  | 2-3   | 0-0   | 0-7-7   | 1  | 4 | 0  | 1   | 3   | 8   |  |
| ULM                        | *  | 29   | 7-12 | 3-5   | 6-8   | 2-8-10  | 2  | 2 | 3  | 2   | 4   | 23  |  |
| at USF                     | *  | 27   | 3-12 | 2-7   | 1-2   | 2-8-10  | 1  | 0 | 1  | 1   | 0   | 9   |  |
| vs. UConn                  | *  | 39   | 4-13 | 2-6   | 12-12 | 0-6-6   | 5  | 3 | 2  | 0   | 2   | 22  |  |
| vs. Loyola Chicago         | *  | 29   | 7-9  | 0-1   | 0-1   | 0-4-4   | 1  | 0 | 1  | 1   | 0   | 14  |  |
| vs. Syracuse               | *  | 29   | 8-17 | 4-8   | 2-2   | 0-6-6   | 1  | 4 | 1  | 1   | 0   | 22  |  |
| UCF                        | *  | 21   | 6-12 | 3-6   | 5-6   | 1-6-7   | 3  | 4 | 3  | 0   | 3   | 20  |  |
| Yale                       | *  | 20   | 6-14 | 2-5   | 3-4   | 1-6-7   | 1  | 2 | 1  | 0   | 2   | 17  |  |
| vs. Nebraska               | *  | 22   | 7-13 | 3-6   | 4-4   | 0-5-5   | 1  | 4 | 1  | 0   | 2   | 21  |  |
| North Alabama              | *  | 27   | 4-15 | 2-5   | 3-4   | 2-8-10  | 2  | 2 | 1  | 2   | 1   | 13  |  |
| at Saint Louis             | *  | 29   | 5-11 | 3-5   | 0-0   | 0-4-4   | 2  | 0 | 2  | 0   | 2   | 13  |  |
| Murray State               | *  | 25   | 5-11 | 2-5   | 0-0   | 0-10-10 | 1  | 3 | 2  | 3   | 2   | 12  |  |
| LSU                        | *  | 30   | 5-12 | 2-8   | 4-5   | 1-3-4   | 2  | 1 | 4  | 1   | 1   | 16  |  |
| at South Carolina          | *  | 23   | 3-9  | 2-4   | 2-2   | 0-1-1   | 2  | 1 | 4  | 0   | 0   | 10  |  |
| Florida                    | *  | 20   | 4-7  | 2-2   | 3-5   | 0-5-5   | 4  | 2 | 0  | 1   | 0   | 13  |  |
| at Alabama                 | *  | 34   | 8-14 | 3-6   | 6-10  | 1-6-7   | 3  | 1 | 2  | 4   | 2   | 25  |  |
| at Ole Miss                |    |      |      |       |       |         |    |   |    |     |     |     |  |
| Georgia                    |    |      |      |       |       |         |    |   |    |     |     |     |  |
| Kentucky                   |    |      |      |       |       |         |    |   |    |     |     |     |  |
| at Missouri                |    |      |      |       |       |         |    |   |    |     |     |     |  |
| Oklahoma                   |    |      |      |       |       |         |    |   |    |     |     |     |  |
| Alabama                    |    |      |      |       |       |         |    |   |    |     |     |     |  |
| at Georgia                 |    |      |      |       |       |         |    |   |    |     |     |     |  |
| at Arkansas                |    |      |      |       |       |         |    |   |    |     |     |     |  |
| Texas A&M                  |    |      |      |       |       |         |    |   |    |     |     |     |  |
| Vanderbilt                 |    |      |      |       |       |         |    |   |    |     |     |     |  |
| at Florida                 |    |      |      |       |       |         |    |   |    |     |     |     |  |
| Ole Miss                   |    |      |      |       |       |         |    |   |    |     |     |     |  |
| at Tennessee               |    |      |      |       |       |         |    |   |    |     |     |     |  |
| at Mississippi State       |    |      |      |       |       |         |    |   |    |     |     |     |  |
| South Carolina             |    |      |      |       |       |         |    |   |    |     |     |     |  |

| CAREER HIGHS           |                            |
|------------------------|----------------------------|
| Points                 | 25 at Alabama (1/11/22)    |
| Rebounds               | 10 (four times)            |
| Field Goals            | 8 (twice)                  |
| Field Goals Att.       | 17 vs. Syracuse (11/26/21) |
| 3-Pt. Field Goals      | 4 vs. Syracuse (11/26/21)  |
| 3-Pt. Field Goals Att. | 8 (twice)                  |
| Free Throws            | 12 vs. UConn (11/24/21)    |
| Free Throws Att.       | 12 vs. UConn (11/24/21)    |
| Assists                | 4 (four times)             |
| Steals                 | 4 vs. ULM (11/12/21)       |
| Blocks                 | 4 at Alabama (1/11/22)     |
| Minutes                | 39 vs. UConn (11/24/21)    |

| SMITH'S MISCELLANEOUS STATS |         |        |
|-----------------------------|---------|--------|
|                             | 2021-22 | Career |
| Games with 10+ Pts          | 14      | 14     |
| Games with 20+ Pts          | 6       | 6      |
| Games 5+ 3s                 | 0       | 0      |
| Games with 5+ Reb           | 11      | 11     |
| Games with 10+ Reb          | 4       | 4      |
| Games with 5+ Ast           | 0       | 0      |
| Games with 10+ Ast          | 0       | 0      |
| Games with 5+ Blk           | 0       | 0      |
| Games with 5+ Stl           | 0       | 0      |
| Double-Doubles              | 3       | 3      |

| SEASON       | TEAM | GP-GS        | MIN/AVG         | FG-FGA        | FG%         | 3FG-3FGA     | 3FG%        | FT-FTA       | FT%         | OFF       | DEF       | TOT        | AVG        | PF-FO       | A         | TO        | BLK       | STL       | PTS        | AVG         |
|--------------|------|--------------|-----------------|---------------|-------------|--------------|-------------|--------------|-------------|-----------|-----------|------------|------------|-------------|-----------|-----------|-----------|-----------|------------|-------------|
| 2021-22      | AUB  | 16-16        | 430/26.8        | 85-187        | .455        | 37-82        | .451        | 51-65        | .785        | 10        | 93        | 103        | 6.4        | 32-1        | 33        | 28        | 17        | 24        | 258        | 16.1        |
| <b>TOTAL</b> |      | <b>16-16</b> | <b>430/26.8</b> | <b>85-187</b> | <b>.455</b> | <b>37-82</b> | <b>.451</b> | <b>51-65</b> | <b>.785</b> | <b>10</b> | <b>93</b> | <b>103</b> | <b>6.4</b> | <b>32-1</b> | <b>33</b> | <b>28</b> | <b>17</b> | <b>24</b> | <b>258</b> | <b>16.1</b> |

12

ZEP JASPER

6-1 • 185  
Senior • Guard  
Augusta, Ga.  
Laney HS



2020-21 (Junior, Charleston): Played and started in all 19 games of the season ... Team's leading scorer averaging 15.6 points per game which ranked eighth best amongst Colonial Athletic Association scoring leaders ... Poured in double figures in 16 contests including four 20+ point outings ... Collected CAA Player of the Week honors for the first time of his career (2/8/21) ... Led the Cougars to a 2-0 weekend and series sweep of Towson pouring in 21 points and four boards in a 90-88 double-overtime thriller versus the Tigers (2/6/21) ... Also equaled his career high with seven rebounds against Towson (2/7/21) ... Ended the season on a career-best eight-game double-digit scoring streak ... Knocked down a career-high 38 points on 13-of-18 shooting from the field, 4-of-7 shooting from beyond the arc and 8-for-9 from the charity stripe against Columbus State (2/20/21) ... Tied former CofC greats Ken Gustafson and Dontaye Draper for the fifth-most points scored in a single game in school history and tied as the third-most in the program's NCAA Division I Era ... Registered a game-high 27 points in the CAA Quarterfinals versus Drexel (3/7/21).

2019-20 (Sophomore, Charleston): Best on-ball defender in the country ... Saw action in 31 games with 30 starts for the Cougars ... Averaged 7.6 points, 1.7 rebounds and 1.7 assists per game ... Ranked third on the team in steals (28) ... Scored in double figures on 13 occasions including three-straight games with 12 points at Drexel (12/28/19), at Delaware (12/30/19) and versus Towson (1/2/20) ... Also dished out a career-high six assists at Drexel ... Registered a season-high 13 points versus Delaware in the CAA Quarterfinals (3/8/20).

2018-19 (Redshirt Freshman, Charleston): Played in all 33 games of the season with 14 starts ... One of the Cougars' top defensive players ... Was the fourth-leading scorer on the team averaging 5.4 points per game and best 3-point shooter with a 40.0 percent accuracy beyond the arc ... Made his first career start versus Presbyterian College registering a career-high 15 points on 5-of-8 shooting from the field (11/6/18) ... Scored in double figures on six occasions including 10 points against Rhode Island (11/13/18) and 13 points at VCU (12/15/18) ... Recorded 14 points and a career-best five rebounds at Delaware (2/7/19) ... Had a career-high three steals twice against Northeastern (2/16/19) and at William & Mary (2/21/19) ... Dished out a career-high four assists versus Drexel in the CAA Quarterfinals (3/10/19).

2017-18 (Freshman, Charleston): Redshirted the 2017-18 season.

HIGH SCHOOL AND PERSONAL: Averaged 21 points, six assists, five rebounds and three steals per game as a senior while playing for Laney High School ... led the Wildcats to a region title and Class AAA state quarterfinals appearance ... honored as the All-Area Georgia Boys Co-Player of the Year by The Augusta Chronicle ... during four years

of competition at Laney, the team compiled an 84-15 record and made three Final Four appearances in the state playoffs ... became the fifth player in school history to reach 1,000 points in a career ... was a four-time first team all-state and first team all-region selection ... earned Freshman of the Year and first-team all-defense honors ... played one post-grad year of basketball at Notre Dame Preparatory School in Fitchburg, Mass. and averaged 22.3 points per game ... son of William and Sandra Jasper ... has one brother, Vonte, and one sister, Latoya.

2021-22 JASPER GAME-BY-GAME

| Opp.                 | GS | Min. | FG-A | 3FG-A | FT-A | O-D-T | PF | A | TO | BLK | STL | PTS |
|----------------------|----|------|------|-------|------|-------|----|---|----|-----|-----|-----|
| Morehead State       | *  | 18   | 0-5  | 0-1   | 1-2  | 2-0-2 | 3  | 0 | 2  | 0   | 2   | 1   |
| ULM                  | *  | 26   | 2-5  | 1-3   | 1-2  | 0-0-0 | 2  | 6 | 0  | 0   | 1   | 6   |
| at USF               | *  | 22   | 4-7  | 1-1   | 4-4  | 0-2-2 | 3  | 2 | 1  | 0   | 1   | 13  |
| vs. UConn            | *  | 39   | 3-8  | 1-3   | 2-2  | 1-2-3 | 3  | 3 | 0  | 0   | 0   | 9   |
| vs. Loyola Chicago   | *  | 23   | 1-9  | 0-3   | 1-2  | 0-0-0 | 1  | 6 | 1  | 0   | 0   | 3   |
| vs. Syracuse         | *  | 23   | 1-3  | 1-2   | 0-0  | 0-0-0 | 4  | 5 | 0  | 0   | 0   | 3   |
| UCF                  | *  | 27   | 1-4  | 0-2   | 1-2  | 0-0-0 | 1  | 2 | 1  | 0   | 0   | 3   |
| Yale                 | *  | 25   | 4-6  | 2-2   | 0-0  | 0-2-2 | 2  | 5 | 0  | 0   | 0   | 10  |
| vs. Nebraska         | *  | 27   | 2-5  | 2-4   | 0-0  | 0-0-0 | 2  | 5 | 1  | 0   | 5   | 6   |
| North Alabama        | *  | 26   | 2-6  | 2-4   | 2-2  | 0-2-2 | 1  | 1 | 0  | 0   | 0   | 8   |
| at Saint Louis       | *  | 20   | 2-4  | 1-3   | 0-0  | 1-0-1 | 2  | 1 | 0  | 0   | 0   | 5   |
| Murray State         | *  | 24   | 0-5  | 0-1   | 0-0  | 0-1-1 | 1  | 1 | 2  | 0   | 0   | 0   |
| LSU                  | *  | 18   | 0-3  | 0-3   | 0-0  | 1-1-2 | 2  | 2 | 2  | 0   | 0   | 0   |
| at South Carolina    | *  | 23   | 4-5  | 2-2   | 3-4  | 0-0-0 | 3  | 3 | 2  | 1   | 0   | 13  |
| Florida              | *  | 20   | 1-4  | 0-3   | 2-2  | 0-0-0 | 3  | 4 | 1  | 0   | 1   | 4   |
| at Alabama           | *  | 15   | 0-1  | 0-1   | 0-0  | 1-1-2 | 2  | 0 | 1  | 0   | 0   | 0   |
| at Ole Miss          |    |      |      |       |      |       |    |   |    |     |     |     |
| Georgia              |    |      |      |       |      |       |    |   |    |     |     |     |
| Kentucky             |    |      |      |       |      |       |    |   |    |     |     |     |
| at Missouri          |    |      |      |       |      |       |    |   |    |     |     |     |
| Oklahoma             |    |      |      |       |      |       |    |   |    |     |     |     |
| Alabama              |    |      |      |       |      |       |    |   |    |     |     |     |
| at Georgia           |    |      |      |       |      |       |    |   |    |     |     |     |
| at Arkansas          |    |      |      |       |      |       |    |   |    |     |     |     |
| Texas A&M            |    |      |      |       |      |       |    |   |    |     |     |     |
| Vanderbilt           |    |      |      |       |      |       |    |   |    |     |     |     |
| at Florida           |    |      |      |       |      |       |    |   |    |     |     |     |
| Ole Miss             |    |      |      |       |      |       |    |   |    |     |     |     |
| at Tennessee         |    |      |      |       |      |       |    |   |    |     |     |     |
| at Mississippi State |    |      |      |       |      |       |    |   |    |     |     |     |
| South Carolina       |    |      |      |       |      |       |    |   |    |     |     |     |

JASPER'S MISCELLANEOUS STATS

|                    | 2018-19 | 2019-20 | 2020-21 | 2021-22 | Career |
|--------------------|---------|---------|---------|---------|--------|
| Games with 10+ Pts | 6       | 13      | 16      | 3       | 38     |
| Games with 20+ Pts | 0       | 0       | 4       | 0       | 4      |
| Games 5+ 3s        | 0       | 0       | 2       | 0       | 2      |
| Games with 5+ Reb  | 2       | 1       | 5       | 0       | 8      |
| Games with 10+ Reb | 0       | 0       | 0       | 0       | 0      |
| Games with 5+ Ast  | 0       | 2       | 3       | 5       | 10     |
| Games with 10+ Ast | 0       | 0       | 0       | 0       | 0      |
| Games with 5+ Blk  | 0       | 0       | 0       | 0       | 0      |
| Games with 5+ Stl  | 0       | 0       | 0       | 1       | 1      |
| Double-Doubles     | 0       | 0       | 0       | 0       | 0      |

CAREER HIGHS

|                        |                                 |
|------------------------|---------------------------------|
| Points                 | 38 vs. Columbus State (2/20/21) |
| Rebounds               | 7 (twice)                       |
| Field Goals            | 13 vs. Columbus State (2/20/21) |
| Field Goals Att.       | 21 vs. Drexel (3/7/21)          |
| 3-Pt. Field Goals      | 5 (twice)                       |
| 3-Pt. Field Goals Att. | 10 vs. Drexel (3/7/21)          |
| Free Throws            | 10 vs. Towson (1/2/20)          |
| Free Throws Att.       | 10 vs. Towson (1/2/20)          |
| Assists                | 6 (three times)                 |
| Steals                 | 5 vs. Nebraska (12/11/21)       |
| Blocks                 | 1 (four times)                  |
| Minutes                | 42 vs. Columbus State (2/20/21) |

| SEASON               | TEAM | GP-GS        | MIN/AVG          | FG-FGA         | FG%         | 3FG-3FGA       | 3FG%        | FT-FTA         | FT%         | OFF       | DEF        | TOT        | AVG        | PF-FO        | A          | TO        | BLK      | STL       | PTS        | AVG        |
|----------------------|------|--------------|------------------|----------------|-------------|----------------|-------------|----------------|-------------|-----------|------------|------------|------------|--------------|------------|-----------|----------|-----------|------------|------------|
| 2018-19              | CC   | 33-14        | 836/25.3         | 55-139         | .396        | 36-90          | .400        | 32-42          | .762        | 12        | 59         | 71         | 2.2        | 60-0         | 42         | 25        | 1        | 24        | 178        | 5.4        |
| 2019-20              | CC   | 31-30        | 943/30.4         | 76-189         | .402        | 36-99          | .364        | 49-55          | .891        | 15        | 38         | 53         | 1.7        | 64-1         | 53         | 26        | 1        | 28        | 237        | 7.6        |
| 2020-21              | CC   | 19-19        | 623/32.8         | 108-247        | .437        | 38-110         | .345        | 42-48          | .875        | 15        | 56         | 71         | 3.7        | 40-1         | 50         | 25        | 2        | 15        | 296        | 15.6       |
| 2021-22              | AUB  | 16-16        | 380/23.7         | 27-80          | .338        | 13-38          | .342        | 17-22          | .773        | 6         | 11         | 17         | 1.1        | 35-0         | 46         | 14        | 1        | 10        | 84         | 5.3        |
| <b>TOTAL FOR AUB</b> |      | <b>16-16</b> | <b>380/23.7</b>  | <b>27-80</b>   | <b>.338</b> | <b>13-38</b>   | <b>.342</b> | <b>17-22</b>   | <b>.773</b> | <b>6</b>  | <b>11</b>  | <b>17</b>  | <b>1.1</b> | <b>35-0</b>  | <b>46</b>  | <b>14</b> | <b>1</b> | <b>10</b> | <b>84</b>  | <b>5.3</b> |
| <b>TOTAL</b>         |      | <b>99-79</b> | <b>2782/28.1</b> | <b>266-655</b> | <b>.406</b> | <b>123-337</b> | <b>.365</b> | <b>140-167</b> | <b>.838</b> | <b>48</b> | <b>164</b> | <b>212</b> | <b>2.1</b> | <b>199-2</b> | <b>191</b> | <b>90</b> | <b>5</b> | <b>77</b> | <b>795</b> | <b>8.0</b> |

13



WALKER KESSLER

7-1 • 245

Sophomore • Forward/Center

Newnan, Ga.

Woodward Academy

2020-21 (Freshman, North Carolina): Averaged 4.4 points, 3.2 rebounds and 0.9 blocks ... Shot 57.8 percent from the floor ... Earned co-ACC Freshman of the Week honors for his performances against Marquette on Feb. 24 and Florida State on Feb. 27 ... Scored 94 of his 127 points and made 38 of his 52 field goals in the last 11 games ... Scored in double figures five times with a season-high 20 at home against Florida State ... Grabbed 45 of his 94 rebounds (47.9 percent) on the offensive boards ... Set or matched season scoring and field goal highs in five straight games from February 13-27 ... First career double-double (16 points and 12 rebounds) and a season-high and UNC freshman record eight blocks in the ACC second round win over Notre Dame ... Set all-time ACC Tournament freshman record with eight blocks (previous was six by Duke's Mike Gminski in 1977 and Wake Forest's Tim Duncan in 1994) ... Previous UNC record for any ACC Tourney game was six by Eric Montross in 1994 ... Made 7 of 11 field goals, had five offensive rebounds and two steals ... Won UNC's defensive player of the game honors for the second time ... Blocked three shots in the home win over Duke ... Season- and game-high 20 points, nine field goals (in 10 attempts), five offensive rebounds, eight rebounds and four blocks in the 78-70 win over ACC-leading Florida State ... Started the second half vs. the Seminoles and went 7 for 7 from the floor for 14 points (four more than his previous game high) in 12:18 of second-half action ... Also won his first defensive player of the game award vs. FSU ... Made five field goals and matched his previous scoring high again with 10 points vs. Marquette ... Season-high three assists, all in the first half as UNC built a 48-29 lead, scored 10 points and had two steals against Louisville ... Then-season highs in points (10), rebounds (7) and assists (2) vs. Northeastern ... Led UNC with a then-season-high nine points and added five rebounds in 12 minutes at Virginia ... Had six points and four rebounds in four minutes in college debut vs. Charleston.

HIGH SCHOOL AND PERSONAL: Consensus five-star, top-25 prospect ... ranked 14th overall by ESPN, 22nd by 247 Sports and 24th by Rivals ... tabbed as the No. 1 player in the state of Georgia by ESPN and 247 Sports ... named a McDonald's All-American while playing at Woodward Academy in College Park, Ga. ... led the school to its first state title in its 120-year history ... averaged 17.8 points, 9.3 rebounds, 5.2 blocked shots, 1.3 steals and 1.2 assists as a senior ... earned a plethora of honors, including the Gatorade High School Player of the Year, Georgia's Mr. Basketball and the Atlanta Journal-Constitution's Georgia Player of the Year ... put up career totals of 2,003 points, 1,185 rebounds and 524 blocks as a prep ... also gained experience by participating in the 2019 minicamp for the USA Basketball Men's Junior National Team ... son of Dr. Chad and Andrea Kessler ... was selected as a member of the National Honor Society ... father played basketball at Georgia from 1983-87, scored 675 career points, won Academic All-America honors and was a fifth-round NBA Draft pick by the L.A. Clippers in 1987 ... brother, Houston, played at Georgia from 2013-17 ... uncle, the late Alec Kessler, earned All-SEC honors at Georgia, where he led the Bulldogs to the 1990 SEC championship ... Alec is Georgia's second-leading career scorer and was selected by Houston with the ninth pick in the 1990 NBA Draft.

| 2021-22 KESSLER GAME-BY-GAME |    |      |      |       |      |         |    |   |    |     |     |     |  |
|------------------------------|----|------|------|-------|------|---------|----|---|----|-----|-----|-----|--|
| Opp.                         | GS | Min. | FG-A | 3FG-A | FT-A | O-D-T   | PF | A | TO | BLK | STL | PTS |  |
| Morehead State               | *  | 25   | 3-7  | 0-4   | 0-2  | 2-4-6   | 1  | 2 | 1  | 5   | 2   | 6   |  |
| ULM                          | *  | 18   | 1-3  | 0-1   | 0-0  | 0-4-4   | 4  | 0 | 2  | 3   | 0   | 2   |  |
| at USF                       | *  | 23   | 2-5  | 0-1   | 1-2  | 2-5-7   | 0  | 0 | 0  | 4   | 1   | 5   |  |
| vs. UConn                    | *  | 24   | 6-11 | 1-3   | 1-1  | 4-6-10  | 3  | 2 | 1  | 1   | 0   | 14  |  |
| vs. Loyola Chicago           | *  | 25   | 5-12 | 1-3   | 2-5  | 5-5-10  | 2  | 0 | 0  | 5   | 2   | 13  |  |
| vs. Syracuse                 | *  | 15   | 3-3  | 0-0   | 0-0  | 1-2-3   | 4  | 0 | 1  | 1   | 0   | 6   |  |
| UCF                          | *  | 31   | 8-14 | 0-3   | 1-1  | 4-10-14 | 2  | 2 | 1  | 6   | 2   | 17  |  |
| Yale                         | *  | 8    | 0-2  | 0-1   | 0-0  | 1-1-2   | 0  | 1 | 1  | 4   | 0   | 0   |  |
| vs. Nebraska                 | *  | 21   | 2-5  | 0-1   | 1-2  | 2-5-7   | 3  | 2 | 1  | 1   | 5   | 5   |  |
| North Alabama                | *  | 23   | 6-8  | 0-0   | 2-3  | 2-6-8   | 1  | 1 | 1  | 5   | 1   | 14  |  |
| at Saint Louis               | *  | 30   | 8-12 | 0-2   | 3-4  | 1-8-9   | 3  | 1 | 2  | 6   | 1   | 19  |  |
| Murray State                 | *  | 26   | 5-7  | 1-2   | 2-4  | 2-5-7   | 1  | 0 | 0  | 7   | 0   | 13  |  |
| LSU                          | *  | 28   | 6-8  | 1-1   | 3-4  | 3-7-10  | 3  | 1 | 2  | 11  | 0   | 16  |  |
| at South Carolina            | *  | 28   | 5-5  | 0-0   | 2-2  | 1-9-10  | 1  | 0 | 1  | 4   | 0   | 12  |  |
| Florida                      | *  | 24   | 2-5  | 0-1   | 2-2  | 0-8-8   | 5  | 1 | 3  | 3   | 0   | 6   |  |
| at Alabama                   | *  | 12   | 1-1  | 0-0   | 0-0  | 1-1-2   | 5  | 1 | 3  | 0   | 0   | 2   |  |
| at Ole Miss                  |    |      |      |       |      |         |    |   |    |     |     |     |  |
| Georgia                      |    |      |      |       |      |         |    |   |    |     |     |     |  |
| Kentucky                     |    |      |      |       |      |         |    |   |    |     |     |     |  |
| at Missouri                  |    |      |      |       |      |         |    |   |    |     |     |     |  |
| Oklahoma                     |    |      |      |       |      |         |    |   |    |     |     |     |  |
| Alabama                      |    |      |      |       |      |         |    |   |    |     |     |     |  |
| at Georgia                   |    |      |      |       |      |         |    |   |    |     |     |     |  |
| at Arkansas                  |    |      |      |       |      |         |    |   |    |     |     |     |  |
| Texas A&M                    |    |      |      |       |      |         |    |   |    |     |     |     |  |
| Vanderbilt                   |    |      |      |       |      |         |    |   |    |     |     |     |  |
| at Florida                   |    |      |      |       |      |         |    |   |    |     |     |     |  |
| Ole Miss                     |    |      |      |       |      |         |    |   |    |     |     |     |  |
| at Tennessee                 |    |      |      |       |      |         |    |   |    |     |     |     |  |
| at Mississippi State         |    |      |      |       |      |         |    |   |    |     |     |     |  |
| South Carolina               |    |      |      |       |      |         |    |   |    |     |     |     |  |

| KESSLER'S MISCELLANEOUS STATS |         |         |        |
|-------------------------------|---------|---------|--------|
|                               | 2020-21 | 2021-22 | Career |
| Games with 10+ Pts            | 5       | 8       | 13     |
| Games with 20+ Pts            | 1       | 0       | 1      |
| Games 5+ 3s                   | 0       | 0       | 0      |
| Games with 5+ Reb             | 7       | 12      | 19     |
| Games with 10+ Reb            | 1       | 5       | 6      |
| Games with 5+ Ast             | 0       | 0       | 0      |
| Games with 10+ Ast            | 0       | 0       | 0      |
| Games with 5+ Blk             | 1       | 7       | 8      |
| Games with 5+ Stl             | 0       | 1       | 1      |
| Double-Doubles                | 1       | 4       | 5      |
| Triple-Doubles                | 0       | 1       | 1      |

| CAREER HIGHS           |                                |
|------------------------|--------------------------------|
| Points                 | 20 vs. Florida State (2/27/21) |
| Rebounds               | 14 vs. UCF (12/1/21)           |
| Field Goals            | 9 vs. Florida State (2/27/21)  |
| Field Goals Att.       | 14 vs. UCF (12/1/21)           |
| 3-Pt. Field Goals      | 1 (five times)                 |
| 3-Pt. Field Goals Att. | 4 vs. Morehead State (11/9/21) |
| Free Throws            | 3 (four times)                 |
| Free Throws Att.       | 5 (twice)                      |
| Assists                | 3 vs. Louisville (2/20/21)     |
| Steals                 | 5 vs. Nebraska (12/11/21)      |
| Blocks                 | 11 vs. LSU (12/29/21)          |
| Minutes                | 31 vs. UCF (12/1/21)           |

| SEASON               | TEAM | GP-GS        | MIN/AVG         | FG-FGA         | FG%         | 3FG-3FGA    | 3FG%        | FT-FTA       | FT%         | OFF       | DEF        | TOT        | AVG        | PF-FO       | A         | TO        | BLK       | STL       | PTS        | AVG        |
|----------------------|------|--------------|-----------------|----------------|-------------|-------------|-------------|--------------|-------------|-----------|------------|------------|------------|-------------|-----------|-----------|-----------|-----------|------------|------------|
| 2020-21              | UNC  | 29-0         | 254/8.7         | 52-90          | .578        | 1-4         | .250        | 22-41        | .537        | 45        | 49         | 94         | 3.2        | 35-0        | 9         | 16        | 25        | 15        | 127        | 4.4        |
| 2021-22              | AUB  | 16-16        | 364/22.8        | 63-108         | .583        | 4-23        | .174        | 20-32        | .625        | 31        | 86         | 117        | 7.3        | 38-2        | 14        | 20        | 64        | 14        | 150        | 9.4        |
| <b>TOTAL FOR AUB</b> |      | <b>16-16</b> | <b>364/22.8</b> | <b>63-108</b>  | <b>.583</b> | <b>4-23</b> | <b>.174</b> | <b>20-32</b> | <b>.625</b> | <b>31</b> | <b>86</b>  | <b>117</b> | <b>7.3</b> | <b>38-2</b> | <b>14</b> | <b>20</b> | <b>64</b> | <b>14</b> | <b>150</b> | <b>9.4</b> |
| <b>TOTAL</b>         |      | <b>45-16</b> | <b>618/13.7</b> | <b>115-198</b> | <b>.581</b> | <b>5-27</b> | <b>.185</b> | <b>42-73</b> | <b>.575</b> | <b>76</b> | <b>135</b> | <b>211</b> | <b>4.7</b> | <b>73-2</b> | <b>23</b> | <b>36</b> | <b>89</b> | <b>29</b> | <b>277</b> | <b>6.2</b> |

22

ALLEN FLANIGAN

6-6 • 215

Junior • Guard

Little Rock, Ark.

Parkview Magnet HS



2020-21 (Sophomore): Averaged 14.3 points, 5.5 rebounds, 2.9 assists and 0.9 steals in 30.4 minutes per game ... started all 27 games was the team's primary scoring option ... was the most improved scorer in the SEC after raising his output by 11.1 from 3.2 points per game as a freshman to 14.3 points per tilt as a sophomore ... scoring average ranked 14th in the SEC ... was one of three players in the conference to average 14.0 points, 5.0 rebounds and 2.5 assists per game, joining Tre Mann (Florida) and Trendon Watford (LSU) ... averaged 14.7 points, 5.9 rebounds, 2.9 assists and 1.0 steals per game in league play ... was the only guard to rank in the top 15 in both points and rebounds per game in the SEC during conference play ... shot 45.5 percent from the floor, including 33.8 percent from 3, and 77.6 percent from free throw line ... made the sixth-most free throws in the SEC (97) and attempted the ninth-most free throws (125) ... was one of eight players in the SEC to have at least 350 points, 100 rebounds and 75 assists ... scored in double figures in 22 of team's 27 games, including six games with 20 or more points ... posted first career double-double with 19 points and 10 rebounds in SEC opener against Arkansas (Dec. 28) ... put up a career high 24 points against South Carolina (Jan. 23).

2019-20 (Freshman): Averaged 3.2 points, 2.7 rebounds, 0.4 assists and 0.3 steals in 13.7 minutes per game ... appeared in all 31 games ... earned first career start at Missouri (Feb. 15) ... third-best rebounding guard on the team at 2.7 boards per contest ... pulled down at least four rebounds 10 times, including seven times in SEC play ... was a perfect 4-for-4 and scored eight points in 12 minutes vs. Furman (Dec. 5) ... recorded career-highs in points (12) and rebounds (6) against Georgia (Jan. 11) ... matched career high with six boards in home win vs. Alabama (Feb. 12) ... followed up with six rebounds and hit season-best five free throws at Missouri (Feb. 15) ... posted nine points and five rebounds in 22 minutes at Tennessee (March 7).

HIGH SCHOOL AND PERSONAL: Labeled as a four-star by ESPN and a three-star by Rivals and 247Sports ... selected as the No. 1 player in Arkansas by ESPN and No. 3 by 247Sports ... attended Parkview Magnet High School where he played for his grandfather and local legend Alfred Flanigan ... won two state championships ... named the 5A Gatorade Arkansas Player of the Year ... also chosen as the district's top athlete ... played for the Joe Johnson Hawks in the adidas Gauntlet circuit, averaging 8.4 points, 3.6 rebounds and 1.2 assists per game ... led Hawks to 21-5 record and age division title in the Real Deal in the Rock ... son of Wes and Katrina Flanigan ... has two siblings: Collin and Mike ... father, Wes, was a four-year starter at point guard at Auburn from 1993-97 and is in the top 25 in program history with 1,228 career points ... father, Wes, was also an All-SEC selection in 1996 and is currently an assistant coach at Auburn ... enrolled in the College of Education.


| 2021-22 FLANIGAN GAME-BY-GAME |    |      |      |       |      |       |    |   |    |     |     |     |  |
|-------------------------------|----|------|------|-------|------|-------|----|---|----|-----|-----|-----|--|
| Opp.                          | GS | Min. | FG-A | 3FG-A | FT-A | O-D-T | PF | A | TO | BLK | STL | PTS |  |
| Morehead State                |    | DNP  |      |       |      |       |    |   |    |     |     |     |  |
| ULM                           |    | DNP  |      |       |      |       |    |   |    |     |     |     |  |
| at USF                        |    | DNP  |      |       |      |       |    |   |    |     |     |     |  |
| vs. UConn                     |    | DNP  |      |       |      |       |    |   |    |     |     |     |  |
| vs. Loyola Chicago            |    | DNP  |      |       |      |       |    |   |    |     |     |     |  |
| vs. Syracuse                  |    | DNP  |      |       |      |       |    |   |    |     |     |     |  |
| UCF                           |    | DNP  |      |       |      |       |    |   |    |     |     |     |  |
| Yale                          |    | DNP  |      |       |      |       |    |   |    |     |     |     |  |
| vs. Nebraska                  |    | DNP  |      |       |      |       |    |   |    |     |     |     |  |
| North Alabama                 |    | DNP  |      |       |      |       |    |   |    |     |     |     |  |
| at Saint Louis                |    | DNP  |      |       |      |       |    |   |    |     |     |     |  |
| Murray State                  |    | 12   | 1-6  | 0-2   | 1-2  | 2-2-4 | 0  | 1 | 0  | 0   | 0   | 3   |  |
| LSU                           | *  | 28   | 4-8  | 2-4   | 0-2  | 0-6-6 | 2  | 1 | 3  | 0   | 3   | 10  |  |
| at South Carolina             |    | DNP  |      |       |      |       |    |   |    |     |     |     |  |
| Florida                       |    | 19   | 4-5  | 0-1   | 0-0  | 0-3-3 | 1  | 1 | 2  | 0   | 1   | 8   |  |
| at Alabama                    | *  | 26   | 3-6  | 0-1   | 4-4  | 0-4-4 | 3  | 1 | 2  | 0   | 0   | 10  |  |
| at Ole Miss                   |    |      |      |       |      |       |    |   |    |     |     |     |  |
| Georgia                       |    |      |      |       |      |       |    |   |    |     |     |     |  |
| Kentucky                      |    |      |      |       |      |       |    |   |    |     |     |     |  |
| at Missouri                   |    |      |      |       |      |       |    |   |    |     |     |     |  |
| Oklahoma                      |    |      |      |       |      |       |    |   |    |     |     |     |  |
| Alabama                       |    |      |      |       |      |       |    |   |    |     |     |     |  |
| at Georgia                    |    |      |      |       |      |       |    |   |    |     |     |     |  |
| at Arkansas                   |    |      |      |       |      |       |    |   |    |     |     |     |  |
| Texas A&M                     |    |      |      |       |      |       |    |   |    |     |     |     |  |
| Vanderbilt                    |    |      |      |       |      |       |    |   |    |     |     |     |  |
| at Florida                    |    |      |      |       |      |       |    |   |    |     |     |     |  |
| Ole Miss                      |    |      |      |       |      |       |    |   |    |     |     |     |  |
| at Tennessee                  |    |      |      |       |      |       |    |   |    |     |     |     |  |
| at Mississippi State          |    |      |      |       |      |       |    |   |    |     |     |     |  |
| South Carolina                |    |      |      |       |      |       |    |   |    |     |     |     |  |

| FLANIGAN'S MISCELLANEOUS STATS |         |         |         |        |
|--------------------------------|---------|---------|---------|--------|
|                                | 2019-20 | 2020-21 | 2021-22 | Career |
| Games with 10+ Pts             | 1       | 20      | 2       | 23     |
| Games with 20+ Pts             | 0       | 5       | 0       | 5      |
| Games 5+ 3s                    | 0       | 0       | 0       | 0      |
| Games with 5+ Reb              | 6       | 15      | 1       | 22     |
| Games with 10+ Reb             | 0       | 1       | 0       | 1      |
| Games with 5+ Ast              | 0       | 5       | 0       | 5      |
| Games with 10+ Ast             | 0       | 0       | 0       | 0      |
| Games with 5+ Blk              | 0       | 0       | 0       | 0      |
| Games with 5+ Stl              | 0       | 0       | 0       | 0      |
| Double-Doubles                 | 0       | 1       | 0       | 1      |

| CAREER HIGHS           |                                |
|------------------------|--------------------------------|
| Points                 | 24 at South Carolina (1/23/21) |
| Rebounds               | 10 vs. Arkansas (12/30/20)     |
| Field Goals            | 8 at Kentucky (2/13/21)        |
| Field Goals Att.       | 14 (four times)                |
| 3-Pt. Field Goals      | 4 (four times)                 |
| 3-Pt. Field Goals Att. | 7 (five times)                 |
| Free Throws            | 8 vs. Kentucky (1/16/21)       |
| Free Throws Att.       | 11 vs. Tennessee (2/27/21)     |
| Assists                | 6 (twice)                      |
| Blocks                 | 1 (nine times)                 |
| Steals                 | 4 at Arkansas (1/20/21)        |
| Minutes                | 37 vs. Tennessee (2/27/21)     |

| SEASON       | TEAM | GP-GS        | MIN/AVG          | FG-FGA         | FG%         | 3FG-3FGA      | 3FG%        | FT-FTA         | FT%         | OFF       | DEF        | TOT        | AVG        | PF-FO        | A         | TO         | BLK      | STL       | PTS        | AVG        |
|--------------|------|--------------|------------------|----------------|-------------|---------------|-------------|----------------|-------------|-----------|------------|------------|------------|--------------|-----------|------------|----------|-----------|------------|------------|
| 2019-20      | AUB  | 31-3         | 424/13.7         | 39-99          | .394        | 5-35          | .143        | 17-37          | .459        | 24        | 59         | 83         | 2.7        | 52-0         | 11        | 25         | 4        | 8         | 100        | 3.2        |
| 2020-21      | AUB  | 27-27        | 821/30.4         | 122-268        | .455        | 44-130        | .338        | 97-125         | .776        | 27        | 122        | 149        | 5.5        | 62-0         | 78        | 89         | 5        | 24        | 385        | 14.3       |
| 2021-22      | AUB  | 4-2          | 87/21.6          | 12-25          | .480        | 2-8           | .250        | 5-8            | .625        | 2         | 15         | 17         | 4.3        | 6-0          | 4         | 7          | 0        | 4         | 31         | 7.8        |
| <b>TOTAL</b> |      | <b>62-32</b> | <b>1332/21.5</b> | <b>173-392</b> | <b>.441</b> | <b>51-173</b> | <b>.295</b> | <b>119-170</b> | <b>.700</b> | <b>53</b> | <b>196</b> | <b>249</b> | <b>4.0</b> | <b>120-0</b> | <b>93</b> | <b>121</b> | <b>9</b> | <b>36</b> | <b>516</b> | <b>8.3</b> |

23



**BABATUNDE AKINGBOLA**

6-10 • 245  
Junior • Center  
Ogun, Nigeria  
McEachern HS

2020-21 (Sophomore): Averaged 1.9 points, 2.6 rebounds and 0.9 blocks in 11.0 minutes per game ... appeared in all 27 games off the bench ... blocked a shot in 15 games, including five games with two or more blocked shots ... set career highs in points (seven), rebounds (eight) and minutes played (26) in the season opener against Saint Joseph's (Nov. 26) ... also made first career 3-pointer in that game ... swatted a career-high five shots in only eight minutes against Missouri (Jan. 26) ... was the only player in the country to have at least five blocks in eight or fewer minutes during the 2020-21 campaign and one of just five players to accomplish the feat in the last decade ... grabbed multiple rebounds in 12 of his last 15 games ... named to the SEC Academic Honor Roll.

2019-20 (Freshman): Averaged 0.2 points, 0.3 rebounds and 0.4 blocks in 2.3 minutes per game ... appeared in 13 games off the bench, including five in SEC play ... blocked a pair of shots in the first minute his career minute at South Alabama (Nov. 12) ... pulled down a pair of rebounds in five minutes of action vs. New Mexico (Nov. 25) ... scored his first career points with a dunk against Lipscomb (Dec. 29) ... saw a career-high six minutes in regular-season finale at Tennessee (March 7) and blocked a shot.

HIGH SCHOOL AND PERSONAL: Labeled as a four-star prospect by Rivals and a three-star by 247Sports and ESPN ... tabbed as the No. 15 player in Georgia by 247Sports and ESPN ... played at McEachern High School ... was a two-time all-state selection ... team made the Final Four ... averaged 6.0 points, 6.1 rebounds, 3.0 blocks and 1.1 assists per game ... competed with Athletes of Tomorrow on the Nike EYBL circuit ... had 70 rebounds to go along with 27 blocks and shot 56 percent from the floor in 10 games for AOT during Nike 17U circuit ... led team to third-place finish at the 45th annual City of Palms Classic ... son of Akintayo and Temitayo Akingbola ... has four sisters: Yinka, Laide, Kemi and Lola ... goes by the nickname "Stretch" ... enrolled in the Harbert College of Business.

| CAREER HIGHS           |                                    |
|------------------------|------------------------------------|
| Points                 | 7 vs. Saint Joseph's (11/26/20)    |
| Rebounds               | 8 vs. Saint Joseph's (11/26/20)    |
| Field Goals            | 2 (five times)                     |
| Field Goals Att.       | 5 vs. Saint Joseph's (11/26/20)    |
| 3-Pt. Field Goals      | 1 vs. Saint Joseph's (11/26/20)    |
| 3-Pt. Field Goals Att. | 2 vs. Yale (12/4/21)               |
| Free Throws            | 2 (three times)                    |
| Free Throws Att.       | 5 vs. Saint Joseph's (11/26/20)    |
| Assists                | 2 vs. Appalachian State (12/22/20) |
| Blocks                 | 5 vs. Missouri (1/26/21)           |
| Steals                 | 2 (twice)                          |
| Minutes                | 26 vs. Saint Joseph's (11/26/20)   |

| 2021-22 AKINGBOLA GAME-BY-GAME |    |      |      |       |      |       |    |   |    |     |     |     |
|--------------------------------|----|------|------|-------|------|-------|----|---|----|-----|-----|-----|
| Opp.                           | GS | Min. | FG-A | 3FG-A | FT-A | O-D-T | PF | A | TO | BLK | STL | PTS |
| Morehead State                 |    | 2    | 0-0  | 0-0   | 0-0  | 0-0-0 | 0  | 0 | 0  | 0   | 0   | 0   |
| ULM                            |    | DNP  |      |       |      |       |    |   |    |     |     |     |
| at USF                         |    | DNP  |      |       |      |       |    |   |    |     |     |     |
| vs. UConn                      |    | 1    | 0-0  | 0-0   | 0-0  | 0-0-0 | 0  | 0 | 0  | 0   | 0   | 0   |
| vs. Loyola Chicago             |    | DNP  |      |       |      |       |    |   |    |     |     |     |
| vs. Syracuse                   |    | DNP  |      |       |      |       |    |   |    |     |     |     |
| UCF                            |    | DNP  |      |       |      |       |    |   |    |     |     |     |
| Yale                           |    | 8    | 0-2  | 0-2   | 0-0  | 0-2-2 | 1  | 0 | 1  | 3   | 0   | 0   |
| vs. Nebraska                   |    | 5    | 1-2  | 0-1   | 0-0  | 0-2-2 | 0  | 1 | 0  | 0   | 0   | 2   |
| North Alabama                  |    | 3    | 0-2  | 0-0   | 0-0  | 0-1-1 | 1  | 0 | 1  | 0   | 0   | 0   |
| at Saint Louis                 |    | DNP  |      |       |      |       |    |   |    |     |     |     |
| Murray State                   |    | DNP  |      |       |      |       |    |   |    |     |     |     |
| LSU                            |    | DNP  |      |       |      |       |    |   |    |     |     |     |
| at South Carolina              |    | DNP  |      |       |      |       |    |   |    |     |     |     |
| Florida                        |    | DNP  |      |       |      |       |    |   |    |     |     |     |
| at Alabama                     |    | DNP  |      |       |      |       |    |   |    |     |     |     |
| at Ole Miss                    |    |      |      |       |      |       |    |   |    |     |     |     |
| Georgia                        |    |      |      |       |      |       |    |   |    |     |     |     |
| Kentucky                       |    |      |      |       |      |       |    |   |    |     |     |     |
| at Missouri                    |    |      |      |       |      |       |    |   |    |     |     |     |
| Oklahoma                       |    |      |      |       |      |       |    |   |    |     |     |     |
| Alabama                        |    |      |      |       |      |       |    |   |    |     |     |     |
| at Georgia                     |    |      |      |       |      |       |    |   |    |     |     |     |
| at Arkansas                    |    |      |      |       |      |       |    |   |    |     |     |     |
| Texas A&M                      |    |      |      |       |      |       |    |   |    |     |     |     |
| Vanderbilt                     |    |      |      |       |      |       |    |   |    |     |     |     |
| at Florida                     |    |      |      |       |      |       |    |   |    |     |     |     |
| Ole Miss                       |    |      |      |       |      |       |    |   |    |     |     |     |
| at Tennessee                   |    |      |      |       |      |       |    |   |    |     |     |     |
| at Mississippi State           |    |      |      |       |      |       |    |   |    |     |     |     |
| South Carolina                 |    |      |      |       |      |       |    |   |    |     |     |     |

| AKINGBOLA'S MISCELLANEOUS STATS |         |         |         |        |
|---------------------------------|---------|---------|---------|--------|
|                                 | 2019-20 | 2020-21 | 2021-22 | Career |
| Games with 10+ Pts              | 0       | 0       | 0       | 0      |
| Games with 20+ Pts              | 0       | 0       | 0       | 0      |
| Games 5+ 3s                     | 0       | 0       | 0       | 0      |
| Games with 5+ Reb               | 0       | 4       | 0       | 4      |
| Games with 10+ Reb              | 0       | 0       | 0       | 0      |
| Games with 5+ Ast               | 0       | 0       | 0       | 0      |
| Games with 10+ Ast              | 0       | 0       | 0       | 0      |
| Games with 5+ Blk               | 0       | 1       | 0       | 1      |
| Games with 5+ Stl               | 0       | 0       | 0       | 0      |
| Double-Doubles                  | 0       | 0       | 0       | 0      |

| SEASON       | TEAM | GP-GS       | MIN/AVG        | FG-FGA       | FG%         | 3FG-3FGA   | 3FG%        | FT-FTA      | FT%         | OFF       | DEF       | TOT       | AVG        | PF-FO       | A        | TO        | BLK       | STL      | PTS       | AVG        |
|--------------|------|-------------|----------------|--------------|-------------|------------|-------------|-------------|-------------|-----------|-----------|-----------|------------|-------------|----------|-----------|-----------|----------|-----------|------------|
| 2019-20      | AUB  | 13-0        | 29/2.3         | 1-4          | .250        | 0-1        | .000        | 0-0         | .000        | 1         | 3         | 4         | 0.3        | 7-0         | 2        | 3         | 5         | 0        | 2         | 0.2        |
| 2020-21      | AUB  | 27-0        | 295/10.9       | 21-44        | .477        | 1-4        | .250        | 8-23        | .348        | 35        | 34        | 69        | 2.6        | 49-0        | 5        | 16        | 25        | 9        | 51        | 1.9        |
| 2021-22      | AUB  | 5-0         | 18/3.7         | 1-6          | .167        | 0-3        | .000        | 0-0         | .000        | 0         | 5         | 5         | 1.0        | 2-0         | 1        | 2         | 3         | 0        | 2         | 0.4        |
| <b>TOTAL</b> |      | <b>45-0</b> | <b>343/7.6</b> | <b>23-54</b> | <b>.426</b> | <b>1-8</b> | <b>.125</b> | <b>8-23</b> | <b>.348</b> | <b>36</b> | <b>42</b> | <b>78</b> | <b>1.7</b> | <b>58-0</b> | <b>8</b> | <b>21</b> | <b>33</b> | <b>9</b> | <b>55</b> | <b>1.2</b> |

24

**LIOR BERMAN**

6-4 • 215

Junior • Guard  
Birmingham, Ala.  
Mountain Brook HS



2020-21 (Sophomore): Averaged 1.2 points in 2.7 minutes per game ... appeared in 11 games off the bench, including eight in SEC play ... shot 36.4 percent from beyond the arc ... first career points came on a 3-pointer vs. Troy (Dec. 19) ... scored a career-high six in 2-of-4 from shooting from downtown at South Carolina (Jan. 23) ... buried a 3 and completed a 4-point play at Alabama (March 2) ... named to the SEC Academic Honor Roll.

2019-20 (Freshman): Appeared in two games off the bench ... first career action came against CSUN (Nov. 15) ... also appeared vs. Colgate (Nov. 18) ... named to AD Honor Roll after maintaining a 3.5 or higher combined GPA for the previous spring and fall semesters.

**HIGH SCHOOL AND PERSONAL:** Played at Mountain Brook High School under head coach Bucky McMillan ... led team to No. 5 national ranking by USA Today and MaxPreps during senior season ... selected to the state finals all-tournament team, all-region team and all-area team ... won three state championships during sophomore, junior and senior campaigns ... team went 95-13 in three years as a starter ... also competed at the 2017 World Maccabiah Games where he won a gold medal with Team USA ... son of Elan and Jennifer Berman ... has two siblings: Josie and Lev ... grandfather, Floyd Berman, ran track and played lacrosse at Virginia ... uncle, Dan Berman, played baseball at Brandeis ... grandfather, Eddie Phillips, played football at East Mississippi ... enrolled in the College of Architecture, Design, and Construction.

| 2021-22 BERMAN'S GAME-BY-GAME |     |      |      |       |      |       |    |   |    |     |     |     |  |
|-------------------------------|-----|------|------|-------|------|-------|----|---|----|-----|-----|-----|--|
| Opp.                          | GS  | Min. | FG-A | 3FG-A | FT-A | O-D-T | PF | A | TO | BLK | STL | PTS |  |
| Morehead State                | 7   |      | 1-3  | 0-2   | 0-0  | 0-0-0 | 0  | 0 | 0  | 0   | 0   | 2   |  |
| ULM                           | 3   |      | 0-0  | 0-0   | 0-0  | 0-0-0 | 0  | 0 | 0  | 0   | 0   | 0   |  |
| at USF                        | 9   |      | 1-2  | 0-0   | 0-0  | 3-0-3 | 0  | 1 | 0  | 0   | 0   | 2   |  |
| vs. UConn                     | DNP |      |      |       |      |       |    |   |    |     |     |     |  |
| vs. Loyola Chicago            | 8   |      | 1-1  | 0-0   | 0-0  | 0-1-1 | 2  | 0 | 0  | 0   | 0   | 2   |  |
| vs. Syracuse                  | 8   |      | 2-3  | 2-2   | 0-0  | 0-0-0 | 2  | 0 | 0  | 0   | 0   | 6   |  |
| UCF                           | 13  |      | 2-3  | 2-2   | 0-0  | 1-1-2 | 3  | 0 | 0  | 0   | 0   | 6   |  |
| Yale                          | 12  |      | 0-4  | 0-1   | 0-0  | 0-1-1 | 1  | 0 | 2  | 0   | 1   | 0   |  |
| vs. Nebraska                  | 19  |      | 3-6  | 2-3   | 0-0  | 0-0-0 | 1  | 1 | 0  | 0   | 1   | 8   |  |
| North Alabama                 | 17  |      | 1-4  | 0-0   | 0-0  | 2-2-4 | 1  | 1 | 0  | 1   | 1   | 2   |  |
| at Saint Louis                | 16  |      | 2-2  | 1-1   | 0-1  | 1-0-1 | 4  | 0 | 0  | 0   | 0   | 5   |  |
| Murray State                  | 13  |      | 1-2  | 1-1   | 0-0  | 0-0-0 | 2  | 1 | 0  | 0   | 1   | 3   |  |
| LSU                           | 9   |      | 1-3  | 0-1   | 0-0  | 1-1-2 | 0  | 0 | 0  | 0   | 0   | 2   |  |
| at South Carolina             | 11  |      | 1-3  | 0-1   | 0-0  | 0-0-0 | 1  | 1 | 0  | 0   | 0   | 2   |  |
| Florida                       | 6   |      | 0-1  | 0-1   | 0-0  | 0-0-0 | 0  | 0 | 1  | 0   | 1   | 0   |  |
| at Alabama                    | 2   |      | 0-1  | 0-1   | 0-0  | 0-0-0 | 0  | 0 | 0  | 0   | 0   | 0   |  |
| at Ole Miss                   |     |      |      |       |      |       |    |   |    |     |     |     |  |
| Georgia                       |     |      |      |       |      |       |    |   |    |     |     |     |  |
| Kentucky                      |     |      |      |       |      |       |    |   |    |     |     |     |  |
| at Missouri                   |     |      |      |       |      |       |    |   |    |     |     |     |  |
| Oklahoma                      |     |      |      |       |      |       |    |   |    |     |     |     |  |
| Alabama                       |     |      |      |       |      |       |    |   |    |     |     |     |  |
| at Georgia                    |     |      |      |       |      |       |    |   |    |     |     |     |  |
| at Arkansas                   |     |      |      |       |      |       |    |   |    |     |     |     |  |
| Texas A&M                     |     |      |      |       |      |       |    |   |    |     |     |     |  |
| Vanderbilt                    |     |      |      |       |      |       |    |   |    |     |     |     |  |
| at Florida                    |     |      |      |       |      |       |    |   |    |     |     |     |  |
| Ole Miss                      |     |      |      |       |      |       |    |   |    |     |     |     |  |
| at Tennessee                  |     |      |      |       |      |       |    |   |    |     |     |     |  |
| at Mississippi State          |     |      |      |       |      |       |    |   |    |     |     |     |  |
| South Carolina                |     |      |      |       |      |       |    |   |    |     |     |     |  |

| CAREER HIGHS           |                                |
|------------------------|--------------------------------|
| Points                 | 8 vs. Nebraska (12/11/21)      |
| Rebounds               | 4 vs. North Alabama (12/14/21) |
| Field Goals            | 3 vs. Nebraska (12/11/21)      |
| Field Goals Att.       | 6 vs. Nebraska (12/11/21)      |
| 3-Pt. Field Goals      | 2 (four times)                 |
| 3-Pt. Field Goals Att. | 4 at South Carolina (1/23/21)  |
| Free Throws            | 1 at Alabama (3/2/21)          |
| Free Throws Att.       | 1 (twice)                      |
| Assists                | 1 (five times)                 |
| Steals                 | 1 (four times)                 |
| Blocks                 | 1 vs. North Alabama (12/14/21) |
| Minutes                | 19 vs. Nebraska (12/11/21)     |

| BERMAN'S MISCELLANEOUS STATS |         |         |        |
|------------------------------|---------|---------|--------|
|                              | 2020-21 | 2021-22 | Career |
| Games with 10+ Pts           | 0       | 0       | 0      |
| Games with 20+ Pts           | 0       | 0       | 0      |
| Games 5+ 3s                  | 0       | 0       | 0      |
| Games with 5+ Reb            | 0       | 0       | 0      |
| Games with 10+ Reb           | 0       | 0       | 0      |
| Games with 5+ Ast            | 0       | 0       | 0      |
| Games with 10+ Ast           | 0       | 0       | 0      |
| Games with 5+ Blk            | 0       | 0       | 0      |
| Games with 5+ Stl            | 0       | 0       | 0      |
| Double-Doubles               | 0       | 0       | 0      |

| SEASON       | TEAM | GP-GS       | MIN/AVG        | FG-FGA       | FG%         | 3FG-3FGA     | 3FG%        | FT-FTA     | FT%         | OFF      | DEF      | TOT       | AVG        | PF-FO       | A        | TO       | BLK      | STL      | PTS       | AVG        |
|--------------|------|-------------|----------------|--------------|-------------|--------------|-------------|------------|-------------|----------|----------|-----------|------------|-------------|----------|----------|----------|----------|-----------|------------|
| 2019-20      | AUB  | 2-0         | 3/1.4          | 0-1          | .000        | 0-0          | .000        | 0-0        | .000        | 0        | 0        | 0         | 0.0        | 0-0         | 0        | 0        | 0        | 0        | 0         | 0.0        |
| 2020-21      | AUB  | 11-0        | 29/2.7         | 4-12         | .333        | 4-11         | .364        | 1-1        | 1.000       | 0        | 2        | 2         | 0.2        | 1-0         | 0        | 0        | 0        | 0        | 13        | 1.2        |
| 2021-22      | AUB  | 15-0        | 159/10.6       | 16-38        | .421        | 8-16         | .500        | 0-1        | .000        | 8        | 6        | 14        | 0.9        | 17-0        | 5        | 3        | 1        | 5        | 40        | 2.7        |
| <b>TOTAL</b> |      | <b>28-0</b> | <b>191/6.8</b> | <b>20-51</b> | <b>.392</b> | <b>12-27</b> | <b>.444</b> | <b>1-2</b> | <b>.500</b> | <b>8</b> | <b>8</b> | <b>16</b> | <b>0.6</b> | <b>18-0</b> | <b>5</b> | <b>3</b> | <b>1</b> | <b>5</b> | <b>53</b> | <b>1.9</b> |



35



DEVAN CAMBRIDGE

6-6 • 215

Junior • Guard

Nashville, Tenn.

Hillcrest Prep (Ariz.)

2020-21 (Sophomore): Averaged 8.9 points, 3.6 rebounds, 0.9 steals, 0.7 assists and 0.6 blocks in 25.3 minutes per game ... appeared in all 27 games and earned 19 starts ... scored in double figures 14 times, including 11 of his last 16 games ... more than doubled his scoring output from a season ago, improving from 4.2 points per game as a freshman to 8.9 points per contest as a sophomore ... averaged 9.9 points, 3.7 rebounds and 1.1 steals per game during SEC play ... shot 37.6 percent from the floor overall and 41.6 percent in league-only games ... finished third on the team with 41 3-pointers made ... knocked down three or more 3s in a game six times with five coming against SEC foes ... in his first collegiate start, posted first career double-double with 13 points and a career-high 10 rebounds against Saint Joseph's (Nov. 26) ... blocked a career-high five shots in win over Georgia on (Jan. 13) ... with Jaylin Williams, became only set of teammates in Division I to block at least five shots in the same game this in 2020-21 ... posted season-high 16 points against Ole Miss (Feb. 6) ... named to the SEC Academic Honor Roll.

2019-20 (Freshman): Averaged 4.2 points, 2.3 rebounds, 0.4 blocks and 0.4 steals in 13.2 minutes per game ... played in all 31 games off the bench ... led team in blocks and steals three times and scoring once ... played 10-plus minutes 17 times ... was team's second-best three-point shooter at 37 percent (27-of-73) ... scored career-high 26 points on 10-of-14 shooting vs. South Carolina (Jan. 22) ... 26 points were the most points scored by an Auburn freshman since Danjel Purifoy scored 27 points in back-to-back games in 2016 ... knocked down career-high seven 3-pointers en route to 21 points against LSU (Feb. 8) ... scored four or more points in 12 games and had at least eight points in four of his last eight games ... pulled down four or more rebounds in seven games with five heading into SEC play ... racked up a block or a steal 15 times ... named to AD Honor Roll after maintaining a 3.5 or higher combined GPA for the previous spring and fall semesters.

HIGH SCHOOL AND PERSONAL: Labeled as a three-star by both Rivals and 247Sports ... tabbed as the No. 8 player in the state of Arizona by 247Sports ... averaged 13 points, 6.5 rebounds, 2.3 blocks and 1.7 steals in 22 games during senior season for Hillcrest Prep in Phoenix, Ariz ... Shot 49 percent from the field, including 38 percent from three ... played on the Nike EYBL circuit with Athletes of Tomorrow, averaging 15.1 points, 5.1 rebounds, 1.3 assists and 1.3 blocks per game in 13 games ... son of Desmond Cambridge and Teon Cotton ... has six siblings: Desmond Jr., Jalon, Jalon, Jasiah, Jordyn and Kennedy ... father, Desmond Sr., was an all-conference player at Alabama A&M where he set the NCAA record for steals in a season with 160 - a record that still stands after the 2018-19 season - while also averaging 20.7 points per game ... brother, Desmond Jr., is a junior on the basketball team at Nevada ... enrolled in the College of Education.

| 2021-22 CAMBRIDGE GAME-BY-GAME |    |      |      |       |      |        |    |   |    |     |     |     |     |
|--------------------------------|----|------|------|-------|------|--------|----|---|----|-----|-----|-----|-----|
| Opp.                           | GS | Min. | FG-A | 3FG-A | FT-A | O-D-T  | PF | A | TO | BLK | STL | PTS |     |
| Morehead State                 | *  | 24   | 4-7  | 1-3   | 2-2  | 2-2-4  | 0  | 1 | 0  | 0   | 0   | 11  |     |
| ULM                            | *  | 19   | 1-6  | 0-4   | 0-0  | 1-2-3  | 1  | 0 | 0  | 0   | 0   | 2   |     |
| at USF                         | *  | 30   | 3-10 | 0-6   | 0-0  | 1-1-2  | 3  | 3 | 1  | 0   | 0   | 6   |     |
| vs. UConn                      | *  | 22   | 2-4  | 1-2   | 1-2  | 1-1-2  | 2  | 0 | 2  | 0   | 2   | 6   |     |
| vs. Loyola Chicago             | *  | 26   | 3-4  | 1-2   | 0-0  | 0-2-2  | 4  | 1 | 1  | 1   | 2   | 7   |     |
| vs. Syracuse                   | *  | 24   | 4-8  | 2-5   | 0-0  | 2-3-5  | 2  | 2 | 2  | 1   | 2   | 10  |     |
| UCF                            | *  | 22   | 3-8  | 2-6   | 0-0  | 1-1-2  | 2  | 0 | 1  | 1   | 1   | 8   |     |
| Yale                           | *  | 22   | 3-9  | 2-6   | 2-2  | 3-7-10 | 1  | 1 | 0  | 1   | 0   | 10  |     |
| vs. Nebraska                   | *  | 22   | 6-8  | 2-3   | 0-0  | 0-0-0  | 1  | 2 | 0  | 0   | 0   | 14  |     |
| North Alabama                  | *  | 25   | 4-5  | 2-2   | 3-4  | 1-4-5  | 2  | 0 | 1  | 0   | 1   | 13  |     |
| at Saint Louis                 | *  | 20   | 0-2  | 0-1   | 0-0  | 1-1-2  | 3  | 1 | 2  | 0   | 1   | 0   |     |
| Murray State                   | *  | 20   | 2-5  | 1-4   | 2-2  | 1-1-2  | 3  | 0 | 3  | 0   | 1   | 7   |     |
| LSU                            |    |      |      |       |      |        |    |   |    |     |     |     | DNP |
| at South Carolina              | *  | 25   | 1-4  | 1-2   | 1-3  | 1-4-5  | 1  | 0 | 0  | 0   | 1   | 4   |     |
| Florida                        | *  | 16   | 2-4  | 0-0   | 0-0  | 1-1-2  | 0  | 0 | 1  | 0   | 0   | 4   |     |
| at Alabama                     | *  | 14   | 2-3  | 0-1   | 0-0  | 1-4-5  | 2  | 0 | 1  | 1   | 0   | 4   |     |
| at Ole Miss                    |    |      |      |       |      |        |    |   |    |     |     |     |     |
| Georgia                        |    |      |      |       |      |        |    |   |    |     |     |     |     |
| Kentucky                       |    |      |      |       |      |        |    |   |    |     |     |     |     |
| at Missouri                    |    |      |      |       |      |        |    |   |    |     |     |     |     |
| Oklahoma                       |    |      |      |       |      |        |    |   |    |     |     |     |     |
| Alabama                        |    |      |      |       |      |        |    |   |    |     |     |     |     |
| at Georgia                     |    |      |      |       |      |        |    |   |    |     |     |     |     |
| at Arkansas                    |    |      |      |       |      |        |    |   |    |     |     |     |     |
| Texas A&M                      |    |      |      |       |      |        |    |   |    |     |     |     |     |
| Vanderbilt                     |    |      |      |       |      |        |    |   |    |     |     |     |     |
| at Florida                     |    |      |      |       |      |        |    |   |    |     |     |     |     |
| Ole Miss                       |    |      |      |       |      |        |    |   |    |     |     |     |     |
| at Tennessee                   |    |      |      |       |      |        |    |   |    |     |     |     |     |
| at Mississippi State           |    |      |      |       |      |        |    |   |    |     |     |     |     |
| South Carolina                 |    |      |      |       |      |        |    |   |    |     |     |     |     |

| CAMBRIDGE'S MISCELLANEOUS STATS |         |         |         |        |
|---------------------------------|---------|---------|---------|--------|
|                                 | 2019-20 | 2020-21 | 2021-22 | Career |
| Games with 10+ Pts              | 4       | 14      | 5       | 23     |
| Games with 20+ Pts              | 2       | 0       | 0       | 2      |
| Games 5+ 3s                     | 2       | 1       | 0       | 3      |
| Games with 5+ Reb               | 3       | 8       | 5       | 16     |
| Games with 10+ Reb              | 0       | 1       | 1       | 2      |
| Games with 5+ Ast               | 0       | 0       | 0       | 0      |
| Games with 10+ Ast              | 0       | 0       | 0       | 0      |
| Games with 5+ Blk               | 0       | 1       | 0       | 1      |
| Games with 5+ Stl               | 0       | 0       | 0       | 0      |
| Double-Doubles                  | 0       | 1       | 1       | 2      |

| CAREER HIGHS           |                                 |
|------------------------|---------------------------------|
| Points                 | 26 vs. South Carolina (1/22/20) |
| Rebounds               | 10 (twice)                      |
| Field Goals            | 10 vs. South Carolina (1/22/20) |
| Field Goals Att.       | 17 vs. Tennessee (2/27/21)      |
| 3-Pt. Field Goals      | 7 vs. LSU (2/8/20)              |
| 3-Pt. Field Goals Att. | 11 vs. South Alabama (12/4/20)  |
| Free Throws            | 4 (three times)                 |
| Free Throws Att.       | 8 vs. Saint Joseph's (11/26/20) |
| Assists                | 3 (twice)                       |
| Blocks                 | 5 at Georgia (1/13/21)          |
| Steals                 | 3 (three times)                 |
| Minutes                | 38 vs. Ole Miss (2/6/21)        |

| SEASON       | TEAM | GP-GS        | MIN/AVG          | FG-FGA         | FG%         | 3FG-3FGA      | 3FG%        | FT-FTA       | FT%         | OFF       | DEF        | TOT        | AVG        | PF-FO        | A         | TO        | BLK       | STL       | PTS        | AVG        |
|--------------|------|--------------|------------------|----------------|-------------|---------------|-------------|--------------|-------------|-----------|------------|------------|------------|--------------|-----------|-----------|-----------|-----------|------------|------------|
| 2019-20      | AUB  | 31-0         | 408/13.2         | 49-115         | .426        | 27-79         | .342        | 5-18         | .278        | 20        | 51         | 71         | 2.3        | 34-0         | 4         | 22        | 11        | 12        | 130        | 4.2        |
| 2020-21      | AUB  | 27-19        | 683/25.3         | 86-229         | .376        | 41-143        | .287        | 28-48        | .583        | 28        | 69         | 97         | 3.6        | 46-0         | 20        | 37        | 15        | 24        | 241        | 8.9        |
| 2021-22      | AUB  | 15-14        | 333/22.2         | 40-87          | .460        | 15-47         | .319        | 11-15        | .733        | 17        | 34         | 51         | 3.4        | 27-0         | 11        | 15        | 5         | 11        | 106        | 7.1        |
| <b>TOTAL</b> |      | <b>73-33</b> | <b>1424/19.5</b> | <b>175-431</b> | <b>.406</b> | <b>83-269</b> | <b>.309</b> | <b>44-81</b> | <b>.543</b> | <b>65</b> | <b>154</b> | <b>219</b> | <b>3.0</b> | <b>107-0</b> | <b>35</b> | <b>74</b> | <b>31</b> | <b>47</b> | <b>477</b> | <b>6.5</b> |

44

DYLAN CARDWELL

6-11 • 250

Sophomore • Center

Augusta, Ga.

McEachern HS



2020-21 (Freshman): Averaged 3.8 points, 3.6 rebounds, 0.6 blocks and 0.5 assists in 15.1 minutes per game ... played in all 27 games off the bench ... shot a team-best 70.5 percent from the floor ... shooting percentage was third-highest among SEC players who have attempted at least 50 shots ... was the only player in the country to shoot better than 70 percent from the floor and total at least 90 rebounds and 15 blocks in 2020-21 ... led the team with 49 offensive rebounds ... pulled down four-plus rebounds in 14 games, including a career-high eight boards against Kentucky (Jan. 16) ... recorded career-high three steals vs. Georgia (Jan. 13) ... scored career-high 10 points on 5-of-7 shooting against Ole Miss (Feb. 6) ... made first career 3-pointer on a fadeaway shot as the shot clock was expiring in the season finale vs. Mississippi State (March 6).

HIGH SCHOOL AND PERSONAL: Tabbed as a 4-star prospect by Rivals and a 3-star prospect by 247Sports and ESPN ... ranked 125th overall in the 2020 class by Rivals and 151st by 247Sports ... chosen as a top-15 player in the state of Georgia by 247Sports (13) and ESPN (14) ... listed as the No. 15 center by Rivals and the No. 25 center by 247Sports ... tabbed as the 56th-best player in his region by ESPN ... played two seasons at Oak Hill Academy (Va.) before transferring back to McEachern High School (Ga.) for senior season ... averaged 3.8 points and 3.8 rebounds, while shooting 68 percent from the floor as a junior ... on the AAU circuit, played for Athletes of Tomorrow ... averaged 6.7 points, 8.7 rebounds and 2.2 blocks per game on the Nike EYBL circuit ... at the 2019 Peach Jam, averaged 5.2 points, seven rebounds and 2.5 blocks per contest.

| 2021-22 CARDWELL GAME-BY-GAME |    |      |      |       |      |       |    |   |    |     |     |     |  |  |  |  |
|-------------------------------|----|------|------|-------|------|-------|----|---|----|-----|-----|-----|--|--|--|--|
| Opp.                          | GS | Min. | FG-A | 3FG-A | FT-A | O-D-T | PF | A | TO | BLK | STL | PTS |  |  |  |  |
| Morehead State                | 12 |      | 1-1  | 0-0   | 0-0  | 1-1-2 | 1  | 0 | 0  | 1   | 2   | 2   |  |  |  |  |
| ULM                           | 15 |      | 1-3  | 0-0   | 0-0  | 4-3-7 | 2  | 1 | 0  | 2   | 2   | 2   |  |  |  |  |
| at USF                        | 9  |      | 0-0  | 0-0   | 0-0  | 2-0-2 | 0  | 0 | 1  | 1   | 0   | 0   |  |  |  |  |
| vs. UConn                     | 7  |      | 0-0  | 0-0   | 0-0  | 1-0-1 | 1  | 0 | 0  | 0   | 0   | 0   |  |  |  |  |
| vs. Loyola Chicago            | 9  |      | 1-1  | 0-0   | 0-0  | 0-2-2 | 1  | 0 | 0  | 0   | 1   | 2   |  |  |  |  |
| vs. Syracuse                  | 17 |      | 3-3  | 0-0   | 0-0  | 3-3-6 | 3  | 0 | 0  | 1   | 0   | 6   |  |  |  |  |
| UCF                           | 7  |      | 0-0  | 0-0   | 0-0  | 1-1-2 | 4  | 1 | 0  | 1   | 1   | 0   |  |  |  |  |
| Yale                          | 16 |      | 5-6  | 0-0   | 0-0  | 4-2-6 | 1  | 2 | 1  | 3   | 0   | 10  |  |  |  |  |
| vs. Nebraska                  | 11 |      | 1-2  | 0-0   | 0-0  | 2-1-3 | 0  | 0 | 1  | 2   | 0   | 2   |  |  |  |  |
| North Alabama                 | 14 |      | 1-2  | 0-0   | 0-0  | 1-3-4 | 2  | 1 | 0  | 3   | 1   | 2   |  |  |  |  |
| at Saint Louis                | 9  |      | 1-2  | 0-0   | 0-0  | 1-2-3 | 2  | 1 | 0  | 2   | 0   | 2   |  |  |  |  |
| Murray State                  | 12 |      | 2-3  | 0-0   | 0-0  | 2-2-4 | 2  | 1 | 0  | 1   | 0   | 4   |  |  |  |  |
| LSU                           | 12 |      | 0-1  | 0-0   | 0-2  | 1-0-1 | 1  | 0 | 1  | 2   | 0   | 0   |  |  |  |  |
| at South Carolina             | 11 |      | 2-2  | 0-0   | 1-2  | 0-0-0 | 2  | 2 | 0  | 1   | 4   | 5   |  |  |  |  |
| Florida                       | 13 |      | 0-1  | 0-0   | 0-0  | 3-4-7 | 3  | 1 | 0  | 2   | 1   | 0   |  |  |  |  |
| at Alabama                    | 18 |      | 3-4  | 0-0   | 0-0  | 2-4-6 | 2  | 0 | 1  | 4   | 0   | 6   |  |  |  |  |
| at Ole Miss                   |    |      |      |       |      |       |    |   |    |     |     |     |  |  |  |  |
| Georgia                       |    |      |      |       |      |       |    |   |    |     |     |     |  |  |  |  |
| Kentucky                      |    |      |      |       |      |       |    |   |    |     |     |     |  |  |  |  |
| at Missouri                   |    |      |      |       |      |       |    |   |    |     |     |     |  |  |  |  |
| Oklahoma                      |    |      |      |       |      |       |    |   |    |     |     |     |  |  |  |  |
| Alabama                       |    |      |      |       |      |       |    |   |    |     |     |     |  |  |  |  |
| at Georgia                    |    |      |      |       |      |       |    |   |    |     |     |     |  |  |  |  |
| at Arkansas                   |    |      |      |       |      |       |    |   |    |     |     |     |  |  |  |  |
| Texas A&M                     |    |      |      |       |      |       |    |   |    |     |     |     |  |  |  |  |
| Vanderbilt                    |    |      |      |       |      |       |    |   |    |     |     |     |  |  |  |  |
| at Florida                    |    |      |      |       |      |       |    |   |    |     |     |     |  |  |  |  |
| Ole Miss                      |    |      |      |       |      |       |    |   |    |     |     |     |  |  |  |  |
| at Tennessee                  |    |      |      |       |      |       |    |   |    |     |     |     |  |  |  |  |
| at Mississippi State          |    |      |      |       |      |       |    |   |    |     |     |     |  |  |  |  |
| South Carolina                |    |      |      |       |      |       |    |   |    |     |     |     |  |  |  |  |

CAREER HIGHS

|                        |  |
|------------------------|--|
| Points                 | 10 vs. Ole Miss (2/6/21), vs. Yale (12/4/21) |
| Rebounds               | 8 vs. Kentucky (1/16/21)                     |
| Field Goals            | 5 vs. Ole Miss (2/6/21)                      |
| Field Goals Att.       | 7 (twice)                                    |
| 3-Pt. Field Goals      | 1 vs. Mississippi State (3/6/21)             |
| 3-Pt. Field Goals Att. | 1 vs. Mississippi State (3/6/21)             |
| Free Throws            | 6 vs. Missouri (1/26/21)                     |
| Free Throws Att.       | 7 vs. Missouri (1/26/21)                     |
| Assists                | 3 vs. Saint Joseph's (11/26/20)              |
| Blocks                 | 4 at Alabama (1/11/22)                       |
| Steals                 | 4 at South Carolina (1/4/22)                 |
| Minutes                | 29 vs. Ole Miss (2/6/21)                     |

CARDWELL'S MISCELLANEOUS STATS

|                    | 2020-21 | 2021-22 | Career |
|--------------------|---------|---------|--------|
| Games with 10+ Pts | 1       | 1       | 2      |
| Games with 20+ Pts | 0       | 0       | 0      |
| Games 5+ 3s        | 0       | 0       | 0      |
| Games with 5+ Reb  | 8       | 5       | 13     |
| Games with 10+ Reb | 0       | 0       | 0      |
| Games with 5+ Ast  | 0       | 0       | 0      |
| Games with 10+ Ast | 0       | 0       | 0      |
| Games with 5+ Blk  | 0       | 0       | 0      |
| Games with 5+ Stl  | 0       | 0       | 0      |
| Double-Doubles     | 0       | 0       | 0      |

| SEASON       | TEAM | GP-GS       | MIN/AVG         | FG-FGA       | FG%         | 3FG-3FGA   | 3FG%         | FT-FTA       | FT%         | OFF       | DEF       | TOT        | AVG        | PF-FO       | A         | TO        | BLK       | STL       | PTS        | AVG        |
|--------------|------|-------------|-----------------|--------------|-------------|------------|--------------|--------------|-------------|-----------|-----------|------------|------------|-------------|-----------|-----------|-----------|-----------|------------|------------|
| 2020-21      | AUB  | 27-0        | 409/15.1        | 43-61        | .705        | 1-1        | 1.000        | 16-28        | .571        | 49        | 49        | 98         | 3.6        | 57-1        | 13        | 41        | 17        | 12        | 103        | 3.8        |
| 2021-22      | AUB  | 16-0        | 197/12.3        | 21-31        | .677        | 0-0        | .000         | 1-4          | .250        | 28        | 28        | 56         | 3.5        | 27-0        | 10        | 5         | 26        | 12        | 43         | 2.7        |
| <b>TOTAL</b> |      | <b>43-0</b> | <b>606/14.1</b> | <b>64-92</b> | <b>.696</b> | <b>1-1</b> | <b>1.000</b> | <b>17-32</b> | <b>.531</b> | <b>77</b> | <b>77</b> | <b>154</b> | <b>3.6</b> | <b>84-1</b> | <b>23</b> | <b>46</b> | <b>43</b> | <b>24</b> | <b>146</b> | <b>3.4</b> |

# 2021-22 SEASON STATISTICS



## 2021-22 Auburn Men's Basketball Combined Team Statistics All games

### Game Records

| Record         | Overall | Home | Away | Neutral |
|----------------|---------|------|------|---------|
| ALL GAMES      | 15-1    | 8-0  | 4-0  | 3-1     |
| CONFERENCE     | 4-0     | 2-0  | 2-0  | 0-0     |
| NON-CONFERENCE | 11-1    | 6-0  | 2-0  | 3-1     |

### Score by Periods

| Team      | 1st | 2nd | OT | TOT  |
|-----------|-----|-----|----|------|
| Auburn    | 608 | 656 | 26 | 1290 |
| Opponents | 496 | 522 | 32 | 1050 |

### Team Box Score

| No.              | Player               | Total     |             |      | 3-Point         |             |                | F-Throw     |                | Rebounds    |            |            |            | Other       |            |           |            | PTS        | AVG        |            |             |             |
|------------------|----------------------|-----------|-------------|------|-----------------|-------------|----------------|-------------|----------------|-------------|------------|------------|------------|-------------|------------|-----------|------------|------------|------------|------------|-------------|-------------|
|                  |                      | GP-GS     | MIN         | AVG  | FG-FGA          | FG%         | 3FG-3FGA       | 3FG%        | FT-FTA         | FT%         | OFF        | DEF        | TOT        | AVG         | PF         | DQ        | A          |            |            | TO         | BLK         | STL         |
| 10               | SMITH, Jabari        | 16-16     | 429:30      | 26.8 | 85-187          | .455        | 37-82          | .451        | 51-65          | .785        | 10         | 93         | 103        | 6.4         | 32         | 1         | 33         | 28         | 17         | 24         | 258         | 16.1        |
| 1                | GREEN JR., Wendell   | 16-3      | 412:27      | 25.8 | 70-172          | .407        | 31-86          | .360        | 39-46          | .848        | 10         | 54         | 64         | 4.0         | 26         | 0         | 73         | 37         | 0          | 23         | 210         | 13.1        |
| 0                | JOHNSON, K.D.        | 16-13     | 412:30      | 25.8 | 66-163          | .405        | 23-70          | .329        | 50-75          | .667        | 7          | 35         | 42         | 2.6         | 43         | 0         | 22         | 25         | 0          | 36         | 205         | 12.8        |
| 13               | KESSLER, Walker      | 16-16     | 364:09      | 22.8 | 63-108          | .583        | 4-23           | .174        | 20-32          | .625        | 31         | 86         | 117        | 7.3         | 38         | 2         | 14         | 20         | 64         | 14         | 150         | 9.4         |
| 22               | FLANIGAN, Allen      | 4-2       | 86:34       | 21.6 | 12-25           | .480        | 2-8            | .250        | 5-8            | .625        | 2          | 15         | 17         | 4.3         | 6          | 0         | 4          | 7          | 0          | 4          | 31          | 7.8         |
| 35               | CAMBRIDGE, Devan     | 15-14     | 332:54      | 22.2 | 40-87           | .460        | 15-47          | .319        | 11-15          | .733        | 17         | 34         | 51         | 3.4         | 27         | 0         | 11         | 15         | 5          | 11         | 106         | 7.1         |
| 2                | WILLIAMS, Jaylin     | 15-0      | 263:45      | 17.6 | 44-87           | .506        | 6-25           | .240        | 12-17          | .706        | 14         | 29         | 43         | 2.9         | 27         | 0         | 17         | 18         | 12         | 7          | 106         | 7.1         |
| 12               | JASPER, Zep          | 16-16     | 379:35      | 23.7 | 27-80           | .338        | 13-38          | .342        | 17-22          | .773        | 6          | 11         | 17         | 1.1         | 35         | 0         | 46         | 14         | 1          | 10         | 84          | 5.3         |
| 5                | MOORE, Chris         | 14-0      | 153:56      | 11.0 | 15-33           | .455        | 0-5            | .000        | 10-15          | .667        | 15         | 15         | 30         | 2.1         | 15         | 0         | 4          | 10         | 4          | 7          | 40          | 2.9         |
| 44               | CARDWELL, Dylan      | 16-0      | 197:01      | 12.3 | 21-31           | .677        | 0-0            | .000        | 1-4            | .250        | 28         | 28         | 56         | 3.5         | 27         | 0         | 10         | 5          | 26         | 12         | 43          | 2.7         |
| 24               | BERMAN, Lior         | 15-0      | 158:50      | 10.6 | 16-38           | .421        | 8-16           | .500        | 0-1            | .000        | 8          | 6          | 14         | 0.9         | 17         | 0         | 5          | 3          | 1          | 5          | 40          | 2.7         |
| 14               | COOK, Preston        | 9-0       | 13:03       | 1.5  | 4-5             | .800        | 3-4            | .750        | 1-2            | .500        | 1          | 1          | 2          | 0.2         | 1          | 0         | 1          | 0          | 0          | 1          | 12          | 1.3         |
| 25               | LEOPARD, Chandler    | 7-0       | 11:22       | 1.6  | 1-4             | .250        | 1-4            | .250        | 0-0            | .000        | 0          | 1          | 1          | 0.1         | 0          | 0         | 0          | 0          | 0          | 0          | 3           | 0.4         |
| 23               | AKINGBOLA, Babatunde | 5-0       | 18:30       | 3.7  | 1-6             | .167        | 0-3            | .000        | 0-0            | .000        | 0          | 5          | 5          | 1.0         | 2          | 0         | 1          | 2          | 3          | 0          | 2           | 0.4         |
| 33               | MAASDORP, Chase      | 6-0       | 09:19       | 1.6  | 0-0             | .000        | 0-0            | .000        | 0-1            | .000        | 0          | 0          | 0          | 0.0         | 1          | 0         | 1          | 0          | 0          | 0          | 0           | 0.0         |
| 20               | SOBERA, Carter       | 3-0       | 05:17       | 1.8  | 0-0             | .000        | 0-0            | .000        | 0-2            | .000        | 0          | 4          | 4          | 1.3         | 1          | 0         | 0          | 1          | 0          | 1          | 0           | 0.0         |
| 21               | CRESSMAN, Ty         | 2-0       | 02:20       | 1.2  | 0-0             | .000        | 0-0            | .000        | 0-0            | .000        | 0          | 0          | 0          | 0.0         | 0          | 0         | 0          | 0          | 0          | 0          | 0           | 0.0         |
| Team             |                      |           |             |      |                 |             |                |             |                |             | 39         | 31         | 70         |             |            |           | 9          |            |            |            |             |             |
| <b>Total</b>     |                      | <b>16</b> | <b>3251</b> |      | <b>465-1026</b> | <b>.453</b> | <b>143-411</b> | <b>.348</b> | <b>217-305</b> | <b>.711</b> | <b>188</b> | <b>448</b> | <b>636</b> | <b>39.8</b> | <b>298</b> | <b>3</b>  | <b>242</b> | <b>194</b> | <b>133</b> | <b>155</b> | <b>1290</b> | <b>80.6</b> |
| <b>Opponents</b> |                      | <b>16</b> | <b>3250</b> |      | <b>357-938</b>  | <b>.381</b> | <b>111-361</b> | <b>.307</b> | <b>225-321</b> | <b>.701</b> | <b>174</b> | <b>405</b> | <b>579</b> | <b>36.2</b> | <b>271</b> | <b>10</b> | <b>173</b> | <b>260</b> | <b>59</b>  | <b>112</b> | <b>1050</b> | <b>65.6</b> |

### Team Statistics

|                        | AUB             | OPP            |
|------------------------|-----------------|----------------|
| <b>Scoring</b>         | <b>1290</b>     | <b>1050</b>    |
| Points per game        | 80.6            | 65.6           |
| Scoring margin         | +15.0           | -              |
| <b>Field goals-att</b> | <b>465-1026</b> | <b>357-938</b> |
| Field goal pct         | .453            | .381           |
| <b>3 point fg-att</b>  | <b>143-411</b>  | <b>111-361</b> |
| 3-point FG pct         | .348            | .307           |
| 3-pt FG made per game  | 8.9             | 6.9            |
| <b>Free throws-att</b> | <b>217-305</b>  | <b>225-321</b> |
| Free throw pct         | .711            | .701           |
| F-Throws made per game | 13.6            | 14.1           |
| <b>Rebounds</b>        | <b>636</b>      | <b>579</b>     |
| Rebounds per game      | 39.8            | 36.2           |
| Rebounding margin      | +3.6            | -              |
| <b>Assists</b>         | <b>242</b>      | <b>173</b>     |
| Assists per game       | 15.1            | 10.8           |
| <b>Turnovers</b>       | <b>194</b>      | <b>260</b>     |
| Turnovers per game     | 12.1            | 16.3           |
| Turnover margin        | +4.1            | -              |
| Assist/turnover ratio  | 1.2             | 0.7            |
| <b>Steals</b>          | <b>155</b>      | <b>112</b>     |
| Steals per game        | 9.7             | 7.0            |
| <b>Blocks</b>          | <b>133</b>      | <b>59</b>      |
| Blocks per game        | 8.3             | 3.7            |
| <b>Winning streak</b>  | <b>12</b>       | <b>-</b>       |
| Home win streak        | 8               | -              |
| <b>Attendance</b>      | <b>72968</b>    | <b>34054</b>   |
| Home games-Avg/Game    | 8-9121          | 4-8514         |
| Neutral site-Avg/Game  | -               | 4-2918         |

### Team Results

| Date       | Opponent          |      | Score   | Att.  |
|------------|-------------------|------|---------|-------|
| 11/09/2021 | Morehead St.      | W    | 77-54   | 9121  |
| 11/12/2021 | La.-Monroe        | W    | 93-65   | 9121  |
| 11/19/2021 | at South Fla.     | W    | 58-52   | 4040  |
| 11/24/2021 | vs UConn          | Lot2 | 109-115 | 1174  |
| 11/25/2021 | vs Loyola Chicago | W    | 62-53   | 804   |
| 11/26/2021 | vs Syracuse       | W    | 89-68   | 1136  |
| 12/01/2021 | UCF               | W    | 85-68   | 9121  |
| 12/04/2021 | Yale              | W    | 86-64   | 9121  |
| 12/11/2021 | vs Nebraska       | W    | 99-68   | 8557  |
| 12/14/2021 | North Ala.        | W    | 70-44   | 9121  |
| 12/18/2021 | at Saint Louis    | W    | 74-70   | 8012  |
| 12/22/2021 | Murray St.        | W    | 71-58   | 9121  |
| 12/29/2021 | LSU               | W    | 70-55   | 9121  |
| 01/04/2022 | at South Carolina | W    | 81-66   | 8528  |
| 01/08/2022 | Florida           | W    | 85-73   | 9121  |
| 01/11/2022 | at Alabama        | W    | 81-77   | 13474 |

## 2021-22 SEASON STATISTICS



### 2021-22 Auburn Men's Basketball Combined Team Statistics In Conference games

## Game Records

| Record         | Overall | Home | Away | Neutral |
|----------------|---------|------|------|---------|
| ALL GAMES      | 4-0     | 2-0  | 2-0  | 0-0     |
| CONFERENCE     | 4-0     | 2-0  | 2-0  | 0-0     |
| NON-CONFERENCE | 0-0     | 0-0  | 0-0  | 0-0     |

## Score by Periods

| Team      | 1st | 2nd | OT | TOT |
|-----------|-----|-----|----|-----|
| Auburn    | 155 | 162 | 0  | 317 |
| Opponents | 115 | 156 | 0  | 271 |

## Team Box Score

| No.              | Player             |          |            |      | Total          |             | 3-Point       |             | F-Throw      |             | Rebounds  |            |            |             |           |          |           |           |           |           |            |             |
|------------------|--------------------|----------|------------|------|----------------|-------------|---------------|-------------|--------------|-------------|-----------|------------|------------|-------------|-----------|----------|-----------|-----------|-----------|-----------|------------|-------------|
|                  |                    | GP-GS    | MIN        | AVG  | FG-FGA         | FG%         | 3FG-3FGA      | 3FG%        | FT-FTA       | FT%         | OFF       | DEF        | TOT        | AVG         | PF        | DQ       | A         | TO        | BLK       | STL       | PTS        | AVG         |
| 1                | GREEN JR., Wendell | 4-0      | 114:23     | 28.6 | 23-55          | .418        | 7-22          | .318        | 16-18        | .889        | 3         | 14         | 17         | 4.3         | 8         | 0        | 16        | 12        | 0         | 8         | 69         | 17.3        |
| 10               | SMITH, Jabari      | 4-4      | 107:54     | 27.0 | 20-42          | .476        | 9-20          | .450        | 15-22        | .682        | 2         | 15         | 17         | 4.3         | 11        | 0        | 5         | 10        | 6         | 3         | 64         | 16.0        |
| 0                | JOHNSON, K.D.      | 4-4      | 105:06     | 26.3 | 15-33          | .455        | 5-12          | .417        | 12-20        | .600        | 2         | 13         | 15         | 3.8         | 10        | 0        | 7         | 6         | 0         | 12        | 47         | 11.8        |
| 22               | FLANIGAN, Allen    | 3-2      | 74:25      | 24.8 | 11-19          | .579        | 2-6           | .333        | 4-6          | .667        | 0         | 13         | 13         | 4.3         | 6         | 0        | 3         | 7         | 0         | 4         | 28         | 9.3         |
| 13               | KESSLER, Walker    | 4-4      | 93:51      | 23.5 | 14-19          | .737        | 1-2           | .500        | 7-8          | .875        | 5         | 25         | 30         | 7.5         | 14        | 2        | 3         | 9         | 18        | 0         | 36         | 9.0         |
| 2                | WILLIAMS, Jaylin   | 4-0      | 66:28      | 16.6 | 9-18           | .500        | 1-3           | .333        | 3-3          | 1.000       | 1         | 8          | 9          | 2.3         | 7         | 0        | 4         | 6         | 4         | 1         | 22         | 5.5         |
| 12               | JASPER, Zep        | 4-4      | 77:11      | 19.3 | 5-13           | .385        | 2-9           | .222        | 5-6          | .833        | 2         | 2          | 4          | 1.0         | 10        | 0        | 9         | 6         | 1         | 1         | 17         | 4.3         |
| 35               | CAMBRIDGE, Devan   | 3-2      | 55:52      | 18.6 | 5-11           | .455        | 1-3           | .333        | 1-3          | .333        | 3         | 9          | 12         | 4.0         | 3         | 0        | 0         | 2         | 1         | 1         | 12         | 4.0         |
| 44               | CARDWELL, Dylan    | 4-0      | 55:29      | 13.9 | 5-8            | .625        | 0-0           | .000        | 1-4          | .250        | 6         | 8          | 14         | 3.5         | 8         | 0        | 3         | 2         | 9         | 5         | 11         | 2.8         |
| 5                | MOORE, Chris       | 3-0      | 21:20      | 7.1  | 3-6            | .500        | 0-0           | .000        | 1-3          | .333        | 5         | 4          | 9          | 3.0         | 2         | 0        | 0         | 3         | 2         | 1         | 7          | 2.3         |
| 24               | BERMAN, Lior       | 4-0      | 29:05      | 7.3  | 2-8            | .250        | 0-4           | .000        | 0-0          | .000        | 1         | 1          | 2          | 0.5         | 1         | 0        | 1         | 1         | 0         | 1         | 4          | 1.0         |
| Team             |                    |          |            |      |                |             |               |             |              |             | 9         | 9          | 18         |             |           |          |           | 2         |           |           |            |             |
| <b>Total</b>     |                    | <b>4</b> | <b>801</b> |      | <b>112-232</b> | <b>.483</b> | <b>28-81</b>  | <b>.346</b> | <b>65-93</b> | <b>.699</b> | <b>39</b> | <b>121</b> | <b>160</b> | <b>40.0</b> | <b>80</b> | <b>2</b> | <b>51</b> | <b>66</b> | <b>41</b> | <b>37</b> | <b>317</b> | <b>79.3</b> |
| <b>Opponents</b> |                    | <b>4</b> | <b>800</b> |      | <b>89-245</b>  | <b>.363</b> | <b>29-106</b> | <b>.274</b> | <b>64-90</b> | <b>.711</b> | <b>48</b> | <b>94</b>  | <b>142</b> | <b>35.5</b> | <b>77</b> | <b>3</b> | <b>44</b> | <b>61</b> | <b>17</b> | <b>33</b> | <b>271</b> | <b>67.8</b> |

## Team Statistics

|                        | AUB            | OPP           |
|------------------------|----------------|---------------|
| <b>Scoring</b>         | <b>317</b>     | <b>271</b>    |
| Points per game        | 79.3           | 67.8          |
| Scoring margin         | +11.5          | -             |
| <b>Field goals-att</b> | <b>112-232</b> | <b>89-245</b> |
| Field goal pct         | .483           | .363          |
| <b>3 point fg-att</b>  | <b>28-81</b>   | <b>29-106</b> |
| 3-point FG pct         | .346           | .274          |
| 3-pt FG made per game  | 7.0            | 7.3           |
| <b>Free throws-att</b> | <b>65-93</b>   | <b>64-90</b>  |
| Free throw pct         | .699           | .711          |
| F-Throws made per game | 16.3           | 16.0          |
| <b>Rebounds</b>        | <b>160</b>     | <b>142</b>    |
| Rebounds per game      | 40.0           | 35.5          |
| Rebounding margin      | +4.5           | -             |
| <b>Assists</b>         | <b>51</b>      | <b>44</b>     |
| Assists per game       | 12.8           | 11.0          |
| <b>Turnovers</b>       | <b>66</b>      | <b>61</b>     |
| Turnovers per game     | 16.5           | 15.3          |
| Turnover margin        | -1.3           | -             |
| Assist/turnover ratio  | 0.8            | 0.7           |
| <b>Steals</b>          | <b>37</b>      | <b>33</b>     |
| Steals per game        | 9.3            | 8.3           |
| <b>Blocks</b>          | <b>41</b>      | <b>17</b>     |
| Blocks per game        | 10.3           | 4.3           |
| <b>Winning streak</b>  | <b>4</b>       | <b>-</b>      |
| Home win streak        | 2              | -             |
| <b>Attendance</b>      | <b>18242</b>   | <b>22002</b>  |
| Home games-Avg/Game    | 2-9121         | 2-11001       |
| Neutral site-Avg/Game  | -              | 0-0           |

## Team Results

| Date       | Opponent          |   | Score | Att.  |
|------------|-------------------|---|-------|-------|
| 12/29/2021 | LSU               | W | 70-55 | 9121  |
| 01/04/2022 | at South Carolina | W | 81-66 | 8528  |
| 01/08/2022 | Florida           | W | 85-73 | 9121  |
| 01/11/2022 | at Alabama        | W | 81-77 | 13474 |

2021-22 BOX SCORES

GAME 1 | #22/22 AUBURN 77, MOREHEAD STATE 54

GAME 2 | #22/22 AUBURN 93, ULM 65



Official Basketball Box Score - Final
Morehead St. at Auburn
11/09/21 Auburn Arena, Auburn
2021-22 Men's Basketball

Game Time: 7:00 PM
Game Duration: 1:45
Attendance: 9,121

Officials: Steven Anderson, Owen Shortt, Hunter Allen

Box score for Auburn 77 vs Morehead State 54. Includes player stats for FG, 3P, FT, Rebounds, Fouls, TP, AS, TO, ST, Blocks, +/- and team totals.

Box score for Auburn 77 vs MSU 32. Includes player stats and team totals.

Summary statistics for Auburn 77 vs MSU 32, including biggest lead, best scoring run, lead changes, times tied, and time with lead.



Official Basketball Box Score - Final
La-Monroe at Auburn
11/11/21 Auburn Arena, Auburn
2021-22 Men's Basketball

Game Time: 7:00 PM
Game Duration: 2:01
Attendance: 9,121

Officials: Bart Lenox, Jason Baker, Vladimir Voyard-Tadaj

Box score for Auburn 93 vs La-Monroe 65. Includes player stats and team totals.

Box score for Auburn 93 vs ULM 29. Includes player stats and team totals.

Summary statistics for Auburn 93 vs ULM 29, including biggest lead, best scoring run, lead changes, times tied, and time with lead.

GAME 3 | #21/22 AUBURN 58, USF 52

GAME 4 | #22/21 UCONN 115, #19/22 AUBURN 109 (2OT)



Official Basketball Box Score - Final
Auburn at South Fla.
11/19/21 Amale Arena, Tampa
2021-22 Men's Basketball

Game Time: 7:00 PM
Game Duration: 2:11
Attendance: 4,040

Officials: Don Daly, Rob Rolke, Owen Shortt

Box score for Auburn 58 vs South Florida 52. Includes player stats and team totals.

Box score for Auburn 109 vs South Florida 52. Includes player stats and team totals.

Summary statistics for Auburn 109 vs South Florida 52, including biggest lead, best scoring run, lead changes, times tied, and time with lead.



Official Basketball Box Score - Final
UConn at Auburn
11/24/21 Atlanta Resort, Paradise Island
2021 Bad Boy Movers Battle 4 Atlanta

Game Time: 2:30 PM
Game Duration: 2:50
Attendance: 1,174

Officials: Jamie Luckie, Raymie Slyons, Lamar Simpson

Box score for Auburn 109 vs UConn 115. Includes player stats and team totals.

Box score for Auburn 109 vs UConn 115. Includes player stats and team totals.

Summary statistics for Auburn 109 vs UConn 115, including biggest lead, best scoring run, lead changes, times tied, and time with lead.

2021-22 BOX SCORES

GAME 5 | #19/22 AUBURN 62, LOYOLA CHICAGO 53

GAME 6 | #19/22 AUBURN 89, SYRACUSE 68



Official Basketball Box Score - Final
Auburn at Loyola Chicago
11/25/21 Menis Resort, Paradise Island
2021 Bad Boy Mowers Battle 4 Atlantis

Game Time: 2:30 PM
Game Duration: 1:51
Attendance: 804

Officials: Job Hartness, Tony Henderson, Owen Short



Official Basketball Box Score - Final
Syracuse at Auburn
11/25/21 Menis Resort, Paradise Island
2021 Bad Boy Mowers Battle 4 Atlantis

Game Time: 4:30 PM
Game Duration: 1:51
Attendance: 1,136

Officials: Gary Maxwell, Raymie Styons, Owen Short

Table with columns: NO. Name, Min, FG, 3P, FT, Rebounds, Fouls, TP, AS, TO, ST, Blocks, +/-, Shooting By Period (1st, 2nd, 3rd, GM FG, FT), and Totals.

Table with columns: NO. Name, Min, FG, 3P, FT, Rebounds, Fouls, TP, AS, TO, ST, Blocks, +/-, Shooting By Period (1st, 2nd, 3rd, GM FG, FT), and Totals.

Table with columns: NO. Name, Min, FG, 3P, FT, Rebounds, Fouls, TP, AS, TO, ST, Blocks, +/-, Shooting By Period (1st, 2nd, 3rd, GM FG, FT), and Totals.

Table with columns: NO. Name, Min, FG, 3P, FT, Rebounds, Fouls, TP, AS, TO, ST, Blocks, +/-, Shooting By Period (1st, 2nd, 3rd, GM FG, FT), and Totals.

Summary table for Auburn vs Loyola Chicago with categories: Biggest lead, Best Scoring Run, Lead Changes, Times Tied, Time with Lead, Points from Turnovers, Paint, Second Chance, Fast Breaks, Bench, and Period by Period Scoring.

Summary table for Auburn vs Syracuse with categories: Biggest lead, Best Scoring Run, Lead Changes, Times Tied, Time with Lead, Points from Turnovers, Paint, Second Chance, Fast Breaks, Bench, and Period by Period Scoring.

GAME 7 | #21/20 AUBURN 85, UCF 68

GAME 8 | #21/20 AUBURN 86, YALE 64



Official Basketball Box Score - Final
UCF at Auburn
12/01/21 Auburn Arena, Auburn
2021-22 Men's Basketball

Game Time: 7:00 PM
Game Duration: 2:04
Attendance: 9,121

Officials: Terry Ogleby, Doug Shows, Josue Nieves



Official Basketball Box Score - Final
Yale at Auburn
12/04/21 Auburn Arena, Auburn
2021-22 Men's Basketball

Game Time: 1:00 PM
Game Duration: 2:12
Attendance: 9,121

Officials: Terry Wemyr, Kevin Risher, Rob Rourke

Table with columns: NO. Name, Min, FG, 3P, FT, Rebounds, Fouls, TP, AS, TO, ST, Blocks, +/-, Shooting By Period (1st, 2nd, 3rd, GM FG, FT), and Totals.

Table with columns: NO. Name, Min, FG, 3P, FT, Rebounds, Fouls, TP, AS, TO, ST, Blocks, +/-, Shooting By Period (1st, 2nd, 3rd, GM FG, FT), and Totals.

Table with columns: NO. Name, Min, FG, 3P, FT, Rebounds, Fouls, TP, AS, TO, ST, Blocks, +/-, Shooting By Period (1st, 2nd, 3rd, GM FG, FT), and Totals.

Table with columns: NO. Name, Min, FG, 3P, FT, Rebounds, Fouls, TP, AS, TO, ST, Blocks, +/-, Shooting By Period (1st, 2nd, 3rd, GM FG, FT), and Totals.

Summary table for Auburn vs UCF with categories: Biggest lead, Best Scoring Run, Lead Changes, Times Tied, Time with Lead, Points from Turnovers, Paint, Second Chance, Fast Breaks, Bench, and Period by Period Scoring.

Summary table for Auburn vs Yale with categories: Biggest lead, Best Scoring Run, Lead Changes, Times Tied, Time with Lead, Points from Turnovers, Paint, Second Chance, Fast Breaks, Bench, and Period by Period Scoring.

2021-22 BOX SCORES

GAME 9 | #18/21 AUBURN 99, NEBRASKA 68



Official Basketball Box Score - Final
Nebraska at Auburn
12/11/21 State Farm Arena, Atlanta

Game Time: 11:30 AM
Game Duration: 1:58

Officials: Doug Shous, Bart Lenox, Byron Jarrett

Box score for Game 9: Nebraska vs Auburn. Includes player stats for 15 players and team totals.

Shooting By Period statistics for Game 9.

Technical Fouls: NONE

Box score for Game 9: Auburn vs Nebraska. Includes player stats for 15 players and team totals.

Shooting By Period statistics for Game 9 (Auburn).

Technical Fouls: NONE

Summary statistics for Game 9: Biggest lead, Best Scoring Run, Lead Changes, Times Tied, Time with Lead.

GAME 10 | #13/14 AUBURN 70, NORTH ALABAMA 44



Official Basketball Box Score - Final
North Ala. at Auburn
12/14/21 Auburn Arena, Auburn

Game Time: 8:00 PM
Game Duration: 1:50
Attendance: 9,121

Officials: Olanis Poole, Chris Ford, Brian Dorsey

Box score for Game 10: North Ala. vs Auburn. Includes player stats for 15 players and team totals.

Shooting By Period statistics for Game 10.

Technical Fouls: NONE

Box score for Game 10: Auburn vs North Ala. Includes player stats for 15 players and team totals.

Shooting By Period statistics for Game 10 (Auburn).

Technical Fouls: NONE

Summary statistics for Game 10: Biggest lead, Best Scoring Run, Lead Changes, Times Tied, Time with Lead.

GAME 11 | #13/14 AUBURN 74, SAINT LOUIS 70



Official Basketball Box Score - Final
Auburn at Saint Louis
12/18/21 Chaletz Arena, St. Louis

Game Time: 8:00 PM
Game Duration: 2:02
Attendance: 8,012

Officials: Ron Grover, Joe Lindsay, Job Hartness

Box score for Game 11: Auburn vs Saint Louis. Includes player stats for 15 players and team totals.

Shooting By Period statistics for Game 11.

Technical Fouls: Coach 2 2nd 9:34

Box score for Game 11: Saint Louis vs Auburn. Includes player stats for 15 players and team totals.

Shooting By Period statistics for Game 11 (Saint Louis).

Technical Fouls: NONE

Summary statistics for Game 11: Biggest lead, Best Scoring Run, Lead Changes, Times Tied, Time with Lead.

GAME 12 | #12/12 AUBURN 71, MURRAY STATE 58



Official Basketball Box Score - Final
Murray St. at Auburn
12/22/21 Auburn Arena, Auburn

Game Time: 5:00 PM
Game Duration: 1:53
Attendance: 9,121

Officials: Terry Oglesby, Steven Anderson, Rob Roke

Box score for Game 12: Murray St. vs Auburn. Includes player stats for 15 players and team totals.

Shooting By Period statistics for Game 12.

Technical Fouls: NONE

Box score for Game 12: Auburn vs Murray St. Includes player stats for 15 players and team totals.

Shooting By Period statistics for Game 12 (Auburn).

Technical Fouls: NONE

Summary statistics for Game 12: Biggest lead, Best Scoring Run, Lead Changes, Times Tied, Time with Lead.

2021-22 BOX SCORES

GAME 13 | #11/11 AUBURN 70, #16/16 LSU 55



Official Basketball Box Score - Final
LSU at Auburn
12/29/21 Auburn Arena, Auburn
2021-22 Men's Basketball

Game Time: 6:00 PM
Game Duration: 2:16
Attendance: 9,121

Officials: Pat Adams, Bart Lenox, Vladimir Voyard-Tadai

Table with columns: NO. Name, Min, FG, 3P, FT, Rebounds, Fouls, TP, AS, TO, ST, Blocks, +/-

Shooting By Period
1st FG% 5:25 20.0%
3PT% 3:16 18.8%
FT% 8:13 61.5%

Dead Ball Rebounds: 3, 1

Technical Fouls: NONE

Table with columns: NO. Name, Min, FG, 3P, FT, Rebounds, Fouls, TP, AS, TO, ST, Blocks, +/-

Shooting By Period
1st FG% 11:27 40.7%
3PT% 3:11 27.3%
FT% 7:12 58.3%

Dead Ball Rebounds: 5, 2

Technical Fouls: NONE

Summary table with columns: LSU, AUB, Points from Turnovers, Best Scoring Run, Lead Changes, Times Tied, Time with Lead

GAME 14 | #9/9 AUBURN 81, SOUTH CAROLINA 66



Official Basketball Box Score - Final
Auburn at South Carolina
01/04/22 Colonial Life Arena, Columbia
2021-22 Men's Basketball

Game Time: 6:30 PM
Game Duration: 1:56
Attendance: 8,558

Officials: Anthony Jordan, Byron Jarrett, K.B. Burdett Jr.

Table with columns: NO. Name, Min, FG, 3P, FT, Rebounds, Fouls, TP, AS, TO, ST, Blocks, +/-

Shooting By Period
1st FG% 19:34 55.9%
3PT% 3:8 37.5%
FT% 3:6 50.0%

Dead Ball Rebounds: 2, 0

Technical Fouls: NONE

Table with columns: NO. Name, Min, FG, 3P, FT, Rebounds, Fouls, TP, AS, TO, ST, Blocks, +/-

Shooting By Period
1st FG% 10:27 37.0%
3PT% 5:14 35.7%
FT% 4:8 50.0%

Dead Ball Rebounds: 3, 1

Technical Fouls: NONE

Summary table with columns: AU, SC, Points from Turnovers, Best Scoring Run, Lead Changes, Times Tied, Time with Lead

GAME 15 | #9/9 AUBURN 85, FLORIDA 73



Official Basketball Box Score - Final
Florida at Auburn
01/08/22 Auburn Arena, Auburn
2021-22 Men's Basketball

Game Time: 7:00 PM
Game Duration: 2:07
Attendance: 9,121

Officials: Doug Shows, Steven Anderson, Todd Austin

Table with columns: NO. Name, Min, FG, 3P, FT, Rebounds, Fouls, TP, AS, TO, ST, Blocks, +/-

Shooting By Period
1st FG% 10:24 41.7%
3PT% 2:6 33.3%
FT% 8:10 80.0%

Dead Ball Rebounds: 2, 0

Technical Fouls: NONE

Table with columns: NO. Name, Min, FG, 3P, FT, Rebounds, Fouls, TP, AS, TO, ST, Blocks, +/-

Shooting By Period
1st FG% 14:28 50.0%
3PT% 5:12 41.7%
FT% 6:7 85.7%

Dead Ball Rebounds: 2, 0

Technical Fouls: NONE

Summary table with columns: FLA, AUB, Points from Turnovers, Best Scoring Run, Lead Changes, Times Tied, Time with Lead

GAME 16 | #9/9 AUBURN 81, ALABAMA 77



Official Basketball Box Score - Final
Auburn at Alabama
01/11/22 Coleman Coliseum, Tuscaloosa
2021-22 Men's Basketball

Game Time: 8:00 PM
Game Duration: 2:11
Attendance: 13,474

Officials: Terry Oglesby, Joe Lindsay, Bart Lenox

Table with columns: NO. Name, Min, FG, 3P, FT, Rebounds, Fouls, TP, AS, TO, ST, Blocks, +/-

Shooting By Period
1st FG% 16:37 43.2%
3PT% 2:14 14.3%
FT% 6:9 66.7%

Dead Ball Rebounds: 4, 0

Technical Fouls: NONE

Table with columns: NO. Name, Min, FG, 3P, FT, Rebounds, Fouls, TP, AS, TO, ST, Blocks, +/-

Shooting By Period
1st FG% 11:31 35.5%
3PT% 3:14 21.4%
FT% 10:12 83.3%

Dead Ball Rebounds: 3, 0

Technical Fouls: NONE

Summary table with columns: Aub, Bama, Points from Turnovers, Best Scoring Run, Lead Changes, Times Tied, Time with Lead