



# 2012 AUBURN FOOTBALL GAME NOTES

Auburn Media Relations | 392 South Donahue Drive | Auburn, AL 36849 | 334.844.9800

AuburnTigers.com | Facebook: Facebook.com/AUathletics | Twitter: @FootballAU and @AUathletics

## COACHES

Gene Chizik (Florida, 1985)

Auburn Record.....31-17 (4th year)  
vs. New Mexico State.....first meeting  
Overall Record.....36-36 (6th year)  
vs. New Mexico State.....first meeting

DeWayne Walker (Regents College, 1992)

New Mexico State Record.....10-36 (4th year)  
vs. Auburn.....first meeting  
Overall.....10-36 (4th year)  
vs. Auburn.....first meeting

## SERIES

### Auburn leads 2-0

at Auburn.....Auburn leads, 2-0  
Last Meeting.....Auburn 55, New Mexico State 20  
.....September 22, 2007, in Auburn  
Current Streak.....AU, W2

## RANKINGS

Auburn.....not ranked  
New Mexico State.....not ranked

## TV | CSS

Matt Stewart.....Play-by-Play  
Chris Doering.....Analysis  
Angela Mallen.....Sideline

## RADIO | AUBURN IMG NETWORK

The Auburn IMG Sports Network provides radio coverage to more than 50 stations that cover the Southeast. Rod Bramblett (play-by-play), Stan White (color), Quentin Riggins (sideline), Paul Ellen (studio & SEC Report) and Andy Burcham (locker room).

SATELLITE RADIO.....106 Sirius/199 XM  
IN AUBURN.....WKKR-FM (97.7)  
ONLINE.....AuburnTigers.com

## AUBURN FOOTBALL MEDIA RELATIONS

Kirk Sampson.....Associate AD  
sampska@auburn.edu  
Shelly Poe.....Assistant AD/Primary Contact  
slp0019@auburn.edu  
Matt Crouch.....Associate Dir./Secondary Contact  
mbc0002@auburn.edu  
Bob Grant.....Assistant Dir./Secondary Contact  
grantrs@auburn.edu  
Taylor Bryan.....Assistant Dir./Secondary Contact  
jtb0028@auburn.edu  
Todd VanEmst.....Photographer  
vanemtj@auburn.edu  
Steve Sain.....Videographer  
saino2001@yahoo.com  
Main Office Phone: 334.844.9800 | Fax: 334.844.9807  
Web site: www.AuburnTigers.com  
Live stats: Auburn.Statbroadcast.com



## GAME 9

### AUBURN (1-7, 0-6 SEC) vs. New Mexico State (1-7, 0-4 WAC)

VS.



Nov. 3, 2012 | 11:30 a.m. CT

TV: CSS | Radio: Auburn IMG Sports Network

Jordan-Hare Stadium (87,451) | Auburn, Ala.

## THE GAME

Auburn (1-7, 0-6 SEC) hosts the New Mexico State Aggies (1-7, 0-4 WAC) in a non-conference matchup Saturday, November 3, 2012, at Jordan-Hare Stadium (87,451) in Auburn. Kickoff is set for 11:30 a.m. CT; the game will be televised by CSS. This is Homecoming Weekend at Auburn, and the second of four consecutive home games for the Tigers.

## FIRST AND 10

- This will be just the third-ever meeting between Auburn and New Mexico State in football; the Tigers have won the previous two matchups
- Auburn faces a team nicknamed the Aggies for the second straight week. Last season, Auburn faced the Georgia and Samford Bulldogs in back-to-back contests
- This is the 99th time Auburn has held Homecoming and the 86th Homecoming game at AU.
- The Tigers are 72-8-5 all-time in Homecoming games.
- Emory Blake is just the ninth receiver in Auburn history to record 100 career catches. Blake now ranks ninth in career yardage (1,764); his career best was 118 yards vs. Arkansas
- With his 106-yard performance against Texas A&M, Blake has recorded seven career 100-yard receiving games
- Linebacker Daren Bates is third in the SEC (10.0 tackles/game); teammates Demetruce McNeal (9.25) and Jermaine Whitehead (8.38) rank fifth and seventh among conference tacklers
- Onterio McCalebb is just the second player in SEC history to tally more than 2,000 yards rushing (2,356), 1,000 kick return yards (1,186) and 500 receiving yards (528)
- Auburn has won 75 consecutive games when scoring 30 or more points
- The Auburn field goal defense unit has blocked three kicks this season, two of those by Angelo Blackson and one by Corey Lemonier

AUBURN (1-7, 0-6 SEC)			NEW MEXICO STATE (1-7, 0-4 WAC)		
Date	Opponent	Score/Time	Date	Opponent	Score/Time
Sept. 3	vs. #14 Clemson (ESPN)	L, 19-26	Aug. 30	SACRAMENTO STATE	W, 49-19
Sept. 8	at Mississippi State (ESPN)	L, 10-28	Sept. 8	at Ohio [ESPN3]	L, 24-51
Sept. 15	LOUISIANA-MONROE (SECN)	W, 31-28/OT	Sept. 15	at Texas-El Paso	L, 28-41
Sept. 22	#2 LSU (ESPN)	L, 10-12	Sept. 22	NEW MEXICO [ESPN3]	L, 14-27
Oct. 6	ARKANSAS (ESPN2)	L, 7-24	Sept. 29	TEXAS-SAN ANTONIO	L, 14-35
Oct. 13	at Ole Miss (SECN)	L, 20-41	Oct. 6	at Idaho	L, 18-26
Oct. 20	at Vanderbilt (SECN)	L, 13-17	Oct. 20	at Utah State	L, 7-41
Oct. 27	#22 TEXAS A&M (ESPNU)	L, 21-63	Oct. 27	#24 LOUISIANA TECH	L, 14-28
Nov. 3	NEW MEXICO STATE (CSS/Homecoming)	11:30 a.m.	Nov. 3	at Auburn [CSS]	11:30 a.m.
Nov. 10	GEORGIA [ESPN2]	6 p.m.	Nov. 10	SAN JOSE STATE	2:30 p.m.
Nov. 17	ALABAMA A&M	TBA	Nov. 24	BYU	2:30 p.m.
Nov. 24	at Alabama	TBA	Dec. 1	at Texas State	3 p.m.

All times Central

All times Central



AUBURN FOOTBALL MEDIA INFORMATION

WEEKLY MEDIA SUMMARY

SUNDAY: Coach Chizik conference call; Players post-practice
MONDAY: No practice/availability scheduled
TUESDAY: 11 a.m. Chizik Press Conference, players available post-press conference and post-practice, Coordinators available post-practice
WEDNESDAY: 12:10 p.m. SEC Teleconference; Coach Chizik, Assistant coaches available post-practice
THURSDAY: No scheduled availability; Tiger Talk (Chizik radio show) 7 p.m.
FRIDAY: No scheduled availability
SATURDAY: Game Day

SEC STANDINGS (As of Oct. 28, 2012)

WEST STANDINGS

Table with 5 columns: Team, SEC, Pct., Overall, Pct. Lists teams like Alabama, Mississippi State, LSU, Texas A&M, Ole Miss, Arkansas, Auburn.

EAST STANDINGS

Table with 5 columns: Team, SEC, Pct., Overall, Pct. Lists teams like Florida, Georgia, South Carolina, Vanderbilt, Missouri, Tennessee, Kentucky.

Ahead in the SEC

Table listing upcoming games for Saturday, November 3, including New Mexico State at Auburn, Troy at Tennessee, Vanderbilt at Kentucky, Missouri at Florida, Texas A&M at Mississippi State, Tulsa at Arkansas, Ole Miss at Georgia, and Alabama at LSU.

All Times Central

MEDIA AVAILABILITY All Times Central

PRACTICE

All practices are CLOSED to members of the media.

PLAYER INTERVIEWS

Player interviews should be arranged through the Auburn Media Relations Office. The following are the opportunities for player interviews, including phone interviews: Sunday post-practice, Tuesday following Coach Gene Chizik's press conference, and Tuesday post-practice.

Players are not available Wednesday-Friday.

ASSISTANT COACH INTERVIEWS

Auburn assistant coaches will be available to the media post-practice according to the following schedule this week: Tuesday - Defensive coordinator Brian VanGorder; Offensive coordinator Scot Loeffler; Wednesday - All other assistants.

MEDIA WEB SITE - CollegePressBox.com

CollegePressBox.com is the official media website for SEC Football. Access and download weekly game notes, quotes, statistics, media guides, headshots, logos and more for the conference and each of its member schools.

AUBURN GAME WEEK VIDEO

The Auburn Media Relations office provides video via XOS Digital throughout the season. These videos include interviews, game footage and other feature material. Videos will be posted each Tuesday prior to a game, as well as at other times throughout the week.

GENE CHIZIK AVAILABILITY

SUNDAY

Gene Chizik Teleconference

Coach Chizik will typically be available to Auburn and opponents' beat writers each Sunday afternoon at 4:30 p.m. in the Media Relations office and on a teleconference for media only.

TUESDAY

Gene Chizik Press Conference

Each Tuesday at 11 a.m. in the auditorium of the Auburn Athletic Complex, Auburn will hold its weekly football press conference with head coach Gene Chizik. The press conference can also be accessed by the media in a listen only mode by dialing 1-212-812-4494, enter 2884 4377.

WEDNESDAY

SEC Teleconference

Each of the SEC coaches are featured on a teleconference each Wednesday at 10 a.m. Coach Chizik begins at 12:10 a.m. Contact the SEC office for teleconference phone numbers.

THURSDAY

Tiger Talk

Coach Chizik's comments may be heard on the Auburn IMG Sports Network beginning at 7 p.m. each Thursday night. The one-hour weekly radio show offers Auburn fans the opportunity to ask questions regarding the Auburn football team.

AUBURN MEDIA RELATIONS

Official website ..... www.auburntigers.com
Twitter ..... @FootballAU
Facebook ..... www.facebook.com/AUathletics

HOW TO CONTACT

Media Relations (Complex) ..... 334-844-9800
Media Relation FAX (Complex) ..... 334-844-9807

Shelly Poe (Primary Contact)

cell: 334-707-4910
email: slp0019@auburn.edu

Kirk Sampson (Chizik requests)

cell: 334-750-1385
e-mail: sampska@auburn.edu

Bob Grant

cell: 334-740-0934
e-mail: grantrs@auburn.edu

Matt Crouch

cell: 334-740-4109
e-mail: mcrouch@auburn.edu

Todd Van Emst (Photographer)












cell: 334-740-1380
e-mail: todd@auburn.edu

Steve Sain (Videographer)

cell: 334-750-1388
email: saino2001@yahoo.com



2012 SCHEDULE/OPPONENTS

	vs. #14/14 Clemson Sept. 1 Atlanta, Ga. L, 19-26 ESPN	Chick-fil-A Kickoff Classic game in Georgia Dome ... first career start for QB Kiehl Frazier ... first career 100-yard rushing game for Tre Mason (106) ... career-best 109 yards receiving for Emory Blake ... four Tigers had double-digit tackles: Smith, Whitehead, Holland, Bates ... Corey Lemonier and Dee Ford each with two sacks.
	at Mississippi State Sept. 8 Starkville, Miss. L, 10-28 ESPN	Onterio McCalebb 100-yard kickoff return for touchdown was Auburn's longest since 2000 ... fifth KOR for TD of Chizik era ... safety Demetruce McNeal leading tackler with 18 ... blocked field goal by Angelo Blackson was AU's first since 2009 ... Auburn lost turnover battle 5-1 ... Bulldogs' first win in the series since 2007.
	vs. Louisiana-Monroe Sept. 15 Auburn, Ala. W, 31-28 (OT) SEC Network	Cody Parkey 35-yard field goal game-winner after Angelo Blackson blocked a ULM FG attempt in overtime ... 12th overtime game in AU history ... Onterio McCalebb 128 yds rushing, 1 TD ... TD catches by Sammie Coates and Kiehl Frazier, both 33 yards ... Tre Mason rushed for 90 yds and a TD ... Corey Lemonier also blocked a field goal.
	vs. LSU Sept. 22 Auburn, Ala. 6 p.m. ESPN	Auburn held No. 2 LSU to its lowest scoring total of the season ... second-fewest points allowed against an SEC opponent during Chizik era ... Philip Lutzenkirchen career best 5 receptions, most by an AU tight end since 2003 ... Cody Parkey extended his consecutive FG string to 9 ... Steven Clark with two 50-yd punts for second time in career
	vs. Arkansas Oct. 6 Auburn, Ala. 11 a.m. ESPN2	Career-best 118 yards receiving on 10 catches for senior Emory Blake ... 10 different receivers caught passes for Auburn from QBs Kiehl Frazier and Clint Moseley ... AU's offensive efforts were thwarted by 5 turnovers and 8 sacks ... Jonathon Mincy led Auburn tacklers with 8 ... Cody Parkey streak of 9 consecutive field goals was broken on a 49-yard attempt
	at Ole Miss Sept. 13 Oxford, Miss. 11:21 a.m. SEC Network	17-point second quarter highest-scoring quarter of season ... TB Tre Mason career high two touchdowns, on runs of 1 and 6 yards ... LB Daren Bates, with career-high 16 tackles, records his 10th career double-figure tackle effort ... first start of season at QB for junior Clint Moseley ... third-longest time of possession (34:20) for AU in the Chizik era
	at Vanderbilt Oct. 20 Nashville, Tenn. 11:21 a.m. SEC Network	Tre Mason leading ground gainer with 85 yards and a TD ... Emory Blake 4 receptions from Clint Moseley ... Cody Parkey good on field goals of 27 and 39 yards ... freshman LB Cassanova McKinzy, making first career start, team leader with 12 tackles ... safety Demetruce McNeal also with 12 tackles, his fourth double-figure effort of the season
	vs. Texas A&M Oct. 27 Auburn, Ala. 6 p.m. ESPN	AU played three quarterbacks: Moseley, Frazier and Wallace ... freshman Wallace threw two TD passes, each 27 yards, to Emory Blake and C.J. Uzomah ... Blake, with 106 yards receiving, records 7th career 100-yard game ... safety Demetruce McNeal leading tackler with 10; Jermaine Whitehead with 8 ... Nosa Eguae records first sack of season
	vs. New Mexico State Nov. 3 Auburn, Ala. 11:30 a.m. CSS	
	vs. Georgia Nov. 10 Auburn, Ala. 6 p.m. ESPN2	
	vs. Alabama A&M Nov. 17 Auburn, Ala. TBA	
	at Alabama Nov. 24 Tuscaloosa, Ala. TBA	

AUBURN BY THE NUMBERS

Category	2012	Chizik Era
Record	1-7	31-17
SEC	0-6	15-15
West	0-5	9-11
East	0-1	6-4
Non-Conference	1-1	16-2
Home	1-3	21-6
Away	0-3	6-10
Neutral	0-1	4-1
Day	1-4	16-10
Night	0-3	15-7
TV Games	1-7	28-17
ABC	0-0	0-1
CBS	0-0	6-4
ESPN	0-3	8-5
ESPN2	0-1	4-3
ESPNU	0-1	2-2
ESPN3D	0-0	3-0
FSN	0-0	4-0
SEC Network	1-2	3-2
Scoring first	0-1	17-6
Opponent scoring first	1-6	14-11
Leading at half	1-1	23-3
Trailing at half	0-4	5-10
Tied at half	0-2	3-4
Leading after Third Quarter	1-0	24-2
Trailing after Third Quarter	0-6	5-13
Tied after Three Quarters	0-1	2-2
Overtime Games	1-0	3-0
Scoring fewer than 20 points	0-5	3-11
Scoring 20+ points	1-2	28-6
Scoring 30+ points	1-0	23-0
Allowing fewer than 20 points	0-2	10-2
Allowing 20+ points	1-5	5-14
Allowing 30+ points	0-2	10-10
Rushing for less than 100 yards	0-3	1-6
Rushing for 100+ yards	1-4	30-11
Rushing for 200+ yards	1-0	23-4
Passing for 200+ yards	0-2	17-4
Passing for 300+ yards	0-0	5-0
Totalling less than 300 yards	0-4	1-8
Totalling 300+ yards	1-3	30-9
Totalling 400+ yards	1-0	24-1
Allowing less than 100 yards	0-0	10-1
Allowing less than 300 yards	0-0	9-1
Allowing 300+ yards	1-7	22-16
Having 100-yard rusher	1-1	19-5
Opp 100 yard rusher	0-4	7-8
No Turnovers	0-2	7-2
Fewer than 3 turnovers	1-3	26-9
3 or more turnovers	0-3	2-7
No takeaways	1-2	6-6
Fewer than 3 takeaways	0-4	20-13
3 or more takeaways	0-1	9-1
More than 30:00 of possession	0-2	14-3
Less than 30:00 of possession	1-5	17-13



STATISTICAL COMPARISON

Auburn vs. New Mexico State 2012 Per Game Statistics

Table with 3 columns: Statistic, AU, NMS. Rows include Points, Total Offense, First Downs, Rushing Yards, Passing Yards, Time of Possession, 3rd Down Pct., Points Allowed, Yards Allowed, Rushing Yards Allowed, Passing Yards Allowed.

STATISTICAL LEADERS

RUSHING YARDS

Table with 2 columns: AUBURN, NEW MEXICO STATE. Rows list player names and rushing yards.

PASSING YARDS

Table with 2 columns: AUBURN, NEW MEXICO STATE. Rows list player names and passing yards.

RECEPTIONS

Table with 2 columns: AUBURN, NEW MEXICO STATE. Rows list player names and number of receptions.

POINTS SCORED

Table with 2 columns: AUBURN, NEW MEXICO STATE. Rows list player names and points scored.

TACKLES

Table with 2 columns: AUBURN, NEW MEXICO STATE. Rows list player names and number of tackles.

INTERCEPTIONS

Table with 2 columns: AUBURN, NEW MEXICO STATE. Rows list player names and number of interceptions.

SACKS

Table with 2 columns: AUBURN, NEW MEXICO STATE. Rows list player names and number of sacks.

Series Records

The all-time series between Auburn and New Mexico State shows the Tigers with a 2-0 advantage. The two teams first met in Auburn in 1993, a 55-14 Auburn victory.

The most recent meeting between the teams was in 2007, also at Jordan-Hare Stadium, when Auburn posted a 55-20 victory over the Aggies.

Auburn holds a 15-0-1 all-time record against teams that are currently members of the Western Athletic Conference. Broken down by opponent, Auburn is 11-0-1 against Louisiana Tech, 2-0 versus New Mexico State, 1-0 against Utah State and 1-0 against Idaho; Auburn has never faced WAC members San Jose State, Texas State and UTSA in football.

Homecoming On The Plains

Saturday's game will mark the 99th observance of Homecoming at Auburn and the 86th homecoming game for the Tigers. Homecoming at Auburn began in June, 1913, when Dr. Charles Thach, president of what was then Alabama Polytechnic Institute, issued a proclamation calling for "the observance of a Homecoming for all those loyal sons who, as former Auburn students, have passed through her portals and received her honors."

Homecoming festivities were held in connection with the spring commencement exercises until 1924, when Auburn beat Clemson, 13-0, in Auburn's first Homecoming game. The game was played on old Drake Field, which is now the parking lot for the student union.

Until the first section of Jordan-Hare Stadium was completed in 1939, Auburn sometimes observed Homecoming in Montgomery or Columbus, Ga., since adequate campus facilities were not available. Auburn did not have Homecoming games in 1930 and 1938. There was no football team in 1943 because of World War II.

Auburn is 72-8-5 in Homecoming games. Mississippi State (16 times) has been the most common Homecoming opponent. More Homecoming notes:

Auburn has won 20 straight Homecoming contests, to set a school record for consecutive Homecoming victories; the previous record of 18 straight Homecoming wins was set from 1953-69.

Auburn has scored 25 or more points in 25 of the last 29 Homecoming games, including 30 or more points in 23 of those contests.

Auburn is 34-2-1 in its last 37 Homecoming games. Auburn's last Homecoming loss came on Oct. 26, 1991, in a 24-17 setback against Mississippi State.

The Homecoming Court

At halftime of Saturday's game, the Homecoming Queen will be crowned on the east side of the field. A pool of more than 50 applicants went through two rounds of interviews and cuts before the five finalists were announced. The queen will be elected by a vote of the Auburn student body and the winner's name is kept secret until the announcement.

The five finalists are Blanche Alverson (Biomedical Science major; Andalusia, Ala.; and a four-year starter on Auburn's women's basketball team); Kathryn Crowley (Building Science; Shaker Heights, Ohio); Anna Davidson (Radio, Television, and Film; Hoover, Ala.); Mallory Gilliland (Hotel and Restaurant Management; Concordia, Kansas); and Becca Goad (Pre-Optometry/Biomedical Science; Clarksville, Tenn.).

All applicants must be an undergraduate with senior status and maintain a grade point average of 2.5 or better. Each applicant was also nominated by a member of one of the 300 campus organizations.

SEC Numbers

In SEC action all-time, Auburn holds a 291-229-18 overall record. In SEC games played in Auburn, the Tigers are 118-51-6 all-time, and are 9-6 in SEC home contests under Gene Chizik since 2009.

In all SEC games played away from Auburn, the Tigers are 173-178-12 overall. Under Chizik, Auburn is 7-9 in SEC road play.

Wake-Up Call

The Tigers are 6-5 in games with a morning kickoff (pre-noon local time) under head coach Gene Chizik, dating back through 2009.

For Starters

When the Auburn-Texas A&M game kicks off, the Tigers will have a total of 44 players with at least one game of starting experience during their college careers.

**SEC Champions:**

1957, 1983, 1987, 1988, 1989, 2004, 2010

**SEC West Champions:**

1997, 2000, 2001, 2002, 2004, 2005, 2010

**2012 AUBURN FOOTBALL GAME NOTES**

Tops among those are: Daren Bates (43); Nosa Eguae (27); Philip Lutzenkirchen (23); Emory Blake (23); Corey Lemonier (22) and Onterio McCalebb (20).

Making their first career starts for Auburn during the 2012 season have been 14 different players: Angelo Blackson, Trent Fisher, Joshua Holsey, Jonathan Jones and Cassanova McKinzy on defense; Kiehl Frazier, Jay Prosch, Tunde Fariyike, Greg Robinson, Avery Young, Tre Mason, Patrick Miller, Jaylon Denson and C.J. Uzomah on offense.

**In Non-Conference Games**

Under Gene Chizik, the Tigers are now 16-2 against non-conference opponents, their only losses coming versus Clemson, 38-24 in 2011 and 26-19 in this year's season opener. In non-conference matchups, Auburn is 12-0 at home, 0-1 in road games and 4-1 at neutral sites during the Chizik era.

**In November**

Auburn is 219-174-21 (.554) all-time in November. The Tigers are 15-9 in the last 24 November games since the 2004 season.

Auburn's all-time home record in November is 88-32-5 (.724). Away from Auburn, the Tigers are 131-142-16 (.481) during the month of November. Auburn's November record under Gene Chizik is 5-4.

**On November 3**

Auburn has a 6-9 all-time record in all games played on the date of November 3. The all-time results:

1906: @Georgia Tech; L, 0-11  
 1917: Florida@Auburn; W, 68-0  
 1918: @Marion; W, 20-7  
 1923: Georgia@Columbus, GA; L, 0-7  
 1928: Georgia@Columbus, GA; L, 0-13  
 1934: Duke@Birmingham; L, 6-13  
 1945: Florida@Auburn; W, 19-0  
 1951: Louisiana College@Auburn; W, 49-0  
 1956: @Florida; L, 0-20  
 1962: @Florida; L, 3-22  
 1973: Florida@Auburn; L, 8-12  
 1979: Florida@Auburn; W, 19-13  
 1984: @Florida; L, 3-24  
 1990: @Florida; L, 7-48  
 2007: Tennessee Tech@Auburn; W, 35-3

**30+ Points Equals Victory**

Auburn has won 75 consecutive games when scoring 30 or more points. The last time the Tigers lost when registering at least 30 points was a 56-49, four overtime loss to

Georgia in 1996. In its history, Auburn is now 292-4 all-time when scoring at least 30 points.

**First College Action**

A total of 21 different players have seen their first career action for Auburn during the 2012 season. The complete list: Mike Blakely, Sammie Coates, Kris Frost, Justin Garrett, Corey Grant, Forrest Hill, Joshua Holsey, Jonathan Jones, Jake Lembke, Ricardo Louis, Cassanova McKinzy, Patrick Miller, Ja'Brian Niles, Jay Prosch, Melvin Ray, Greg Robinson, Jordan Spriggs, Anthony Swain, Jonathan Wallace, Christian Westerman, Avery Young.

Seven of those are true freshmen and eight are redshirt freshmen. Freshmen have made 21 starts for Auburn this season (14 by true freshmen; 7 by redshirt freshmen).

**Dazzling Debut**

Linebacker Cassanova McKinzy, a true freshman who recorded 12 tackles in his first career start at Vanderbilt, tallied the second-highest tackle total in an Auburn first start since press box defensive stats became official in 2004. The top 10:

- 14: Chris Evans vs. South Florida (2007)
- 12: **Cassanova McKinzy vs. Vanderbilt (2012)**
- 11: Jake Holland vs. Utah State (2011); Josh Bynes vs. Tennessee (2008)
- 8: Jonathan Evans vs. Alabama (2009); Zac Etheridge vs. Kansas State (2007)
- 7: **Jonathan Jones vs. Ole Miss (2012)**; Demetruce McNeal vs. Utah State (2011); Neiko Thorpe vs. Arkansas (2008)
- 6: Several tied at six tackles

Auburn started three true freshmen on defense -- McKinzy, Joshua Holsey and Jonathan Jones -- against the Commodores, and the trio accounted for 17 tackles, a PBU, a forced fumble and a fumble recovery.

**The O-Zone**

Auburn's versatile Onterio McCalebb is just the second SEC player all-time to record more than 2,000 career rushing yards, 1,000 career kick return yards, and 500 career receiving yards. The first was Kentucky's Derrick Locke (2,618 yards rushing, 1,464 yards on kick returns, and 883 receiving yards from 2007-10.)

McCalebb now has 2,356 yards rushing to rank 10th among Auburn's career leaders. His 6.23 yards per carry average places him third all-time at Auburn, behind Brent Fullwood (7.15) and Bo Jackson (6.62). That 6.23 average ranks McCalebb second among the NCAA's leading active players in that statistic.

**QUICK FACTS****Auburn University**

Location.....	Auburn, Ala.
Founded.....	1856
Joined SEC.....	1932 (Original member)
Enrollment.....	25,469
Nickname.....	Tigers
Colors.....	Burnt Orange and Navy Blue
Facility (Capacity).....	Jordan-Hare Stadium (87,451)
Jordan-Hare Stadium Record.....	286-73-7
Playing Surface.....	Natural Grass
President.....	Dr. Jay Gogue
Director of Athletics.....	Jay Jacobs
Faculty Representative.....	Dr. Mary Boudreaux

**Football History**

First Year of Football.....	1892
All-Time Record (Years).....	712-412-47 (120th)
All-Time SEC Record (Years).....	291-229-18 (79th)
Number of SEC Championships (Last).....	6 (2010)
All-Time Bowl Record.....	22-13-2
BCS Bowl Games.....	2 (2-0)
Number of National Championships (Years) ...	2 (1957, 2010)
First-Team All-Americans.....	71
National Coach of the Year winners.....	2
Broyles Award winners.....	2
Heisman Trophy winners.....	3
Lombardi Award winners.....	2
Manning Award winners.....	1
Maxwell Award winners.....	1
Davey O'Brien Award winners.....	1
Outland Trophy winners.....	2
Thorpe Award winners.....	1
First-Team All-SEC Selections.....	241

**Team Facts**

Head Coach.....	Gene Chizik
Alma Mater, Year.....	Florida, 1985
Year as Head Coach at Auburn.....	4th
Offensive Coordinator.....	Scot Loeffler
Defensive Coordinator.....	Brian VanGorder
Assistant Head Coach/Wide Receivers.....	Trooper Taylor
Tight Ends/Special Teams Coordinator.....	Jay Boulware
Offensive Line.....	Jeff Grimes
Running Backs/Recruiting Coordinator.....	Curtis Luper
Secondary.....	Willie Martinez
Defensive Line.....	Mike Pelton
Linebackers.....	Tommy Thigpen

**Football Quick Facts**

2011 Record.....	8-5
2011 SEC Record.....	4-4
SEC Finish.....	4th, Western Division
Bowl!.....	Chick-fil-A, def. Virginia, 38-24
Lettermen Returning/Lost.....	38/31
Starters Returning.....	6 (3 offense, 3 defense)
Starters Lost.....	16 (8 offense, 8 defense)



TIGERS PERFECT TWICE SINCE 2004

Auburn is the only Southeastern Conference team to record two perfect seasons since 2004, going 13-0 in '04 and 14-0 in 2010. Since the 2004 season, Auburn has won 43 of its 68 SEC games and 45 of its 71 games against SEC schools, including the 2004 (vs. Tennessee) and 2010 (vs. South Carolina) SEC Championship games. SEC record since 2004:

Table with 3 columns: Team, W-L, Pct. Rows include LSU, Alabama, Florida, Georgia, Auburn, South Carolina, Arkansas, Tennessee, Mississippi State, Kentucky, Ole Miss, Vanderbilt.

AUBURN IN OVERTIME

Auburn OT Record: 7-5 Home: 5-3 Road: 0-2 Neutral: 2-0 SEC: 1-4 Non-Conference: 6-1

Table with 3 columns: Date, Opponent, Result. Lists overtime games from 11/16/96 to 9/15/12.

All games 1 OT unless noted Home Games All Caps \* Chick-fil-A Bowl ^ Outback Bowl

Auburn OT Records: First OT Game in SEC History: Auburn vs. Georgia, 1996 Most OT Periods: 4, vs. Georgia, 1996 Most OT Points Scored: 21 vs. Georgia, 1996 Most Rushing Yards: 40, Carnell Williams vs. Syracuse, 2002 Most Passing Yards: 45, Dameyune Craig vs. Georgia, 1996 Most Receiving Yards: 23, Karsten Bailey vs. Georgia, 1996

His 128-yard performance on the ground in the win over ULM, was McCalebb's fourth career 100-yard rushing game and his first since last year's Chick-fil-A Bowl vs. Virginia (109). Those 128 yards rushing were the second-highest single game total of his career. With his 4-yard TD run for Auburn's first score of the LSU game, McCalebb now has 20 career rushing touchdowns, and 25 touchdowns overall. McCalebb has moved to fifth among Auburn's career all-purpose yardage leaders with 4,070 yards, passing Thomas Bailey (3,928 yards from 1991-94).

He is third on the receptions by a running back list with 57 and fifth for RB receiving yardage with 528; next is Carl Stewart (612/2004-07). McCalebb had a streak of 23 straight games where he caught at least one pass stopped against Texas A&M; he had 49 receptions for 430 yards during that span.

McCalebb's kickoff return for a touchdown to start the second half at Mississippi State was the second such score of his career; the senior from Fort Meade, Fla., scored on an 83-yd return vs. Alabama in 2011. It was Auburn's first 100-yard return since Tim Carter vs. LSU in 2000. The last player to return a kickoff for a touchdown vs. Mississippi State was Arkansas' Darren McFadden in 2006. During the Chizik Era, five kickoff returns have gone for touchdowns. AU had its previous five kickoff returns for TD in a 298-game span from 1984-2008.

The Line On Lutz

With Philip Lutzenkirchen sidelined by season-ending surgery, one of the most productive tight end careers in Auburn annals has concluded. Lutz finishes his career third all-time in Auburn career receiving yards by a tight end, with 628, passing Fred Baxter (1991-92) who had 584 career receiving yards. Lutz is second in career catches by a tight end with 59, behind only Cooper Wallace (63 rec/2002-05). Lutzenkirchen already holds the Auburn record for career touchdowns by a tight end with 14.

The 1-2-3 Punch

The third member of Auburn's skilled senior 1-2-3 Punch has been receiver Emory Blake, also making a mark on the record book. Blake had 106 yards on five catches versus Texas A&M, his seventh career 100-yard game.

Starting the season with a then career-best 109 receiving yards versus Clemson, Blake topped that total with 118 yards receiving on 10 catches against Arkansas, both career highs. This was the most catches by an Auburn receiver in a game since the 2009 season, when Darvin Adams had 10 receptions against Northwestern in the Outback Bowl.

With 113 receptions to date, Blake is just the ninth receiver in Auburn history to record 100 career catches; his current per-catch average of 15.61 yards is fifth among that group.

Blake is fifth on the Auburn career touchdown receptions list with 16 scores, including a 27-yard TD against Texas A&M. Blake is eighth on Auburn's all-time receptions list (113) and ninth in career receiving yardage with 1,764 yards.

Tackling Daren Bates

Senior linebacker Daren Bates, now with 302 career tackles to date, recorded a career-best 16 tackles at Ole Miss, his seventh double-digit tackle performance in his last 10 games and fourth double-digit tackle game of the 2012 season.

Bates led Auburn with 104 tackles last year, and has already recorded 80 tackles this season, an average of 10.0 per contest. Bates is third in the SEC in tackles per game average and ranks 19th among NCAA leaders in tackles per game. He is now tied for 14th among Auburn's career tackle leaders with Jason Miska (1992-95).

No AU player since the NCAA began using press box tackle totals instead of coaches' film (2004) has had back-to-back 100+ seasons; the last to do so was Takeo Spikes in 1996-97.

Top Ten Tacklers

Three Auburn defenders rank among the top 10 tacklers in the SEC thus far this season. Linebacker Daren Bates is third in the conference averaging 10.0 tackles per game. Safety Demetruce McNeal, whose best effort was an 18-tackle performance at Mississippi State, ranks fifth in the SEC at 9.25 tackles per game. Safety Jermaine Whitehead, at 8.38 tackles per game, is seventh among the SEC leaders.

Items Of Note/Vs. Texas A&M

Tre Mason's second-quarter touchdown run was his fourth touchdown run in the last three games. It was Mason's fifth score of the season.

**SEC Champions:**  
**1957, 1983, 1987, 1988, 1989, 2004, 2010**  
**SEC West Champions:**  
**1997, 2000, 2001, 2002, 2004, 2005, 2010**

## 2012 AUBURN FOOTBALL GAME NOTES



Auburn opponents have missed eight of their last 13 field goal attempts and are 9-of-18 for the season on field goal tries. Texas A&M was 0-1 on field goal attempts.

C.J. Uzomah's third-quarter 27-yard touchdown reception was Uzomah's first career touchdown catch. He threw for a TD to Philip Lutzenkirchen last season.

### The D-Line

Auburn's veteran defensive line can account for 97 career starts among seven Tigers: Nosa Eguae, Corey Lemonier, Jeffrey Whitaker, Kenneth Carter, Gabe Wright, Dee Ford and Angelo Blackson. They are averaging more than 16.4 tackles and four quarterback hurries per game.

That group accounted for 22 tackles in the opener with Clemson. Preseason All-American Corey Lemonier was credited with nine tackles and a pair of sacks (-7); that marks the third time in eight games that Lemonier recorded a multiple-sack game. Junior Dee Ford had two sacks of Clemson's Tajh Boyd for -14 yards; those two sacks and his seven tackles overall were both career bests for Ford.

Against Mississippi State, the defensive line came up with 17 tackles, 3.5 TFL and a seven-yard sack by Lemonier. Angelo Blackson also blocked a Mississippi State field goal attempt, the first blocked field goal by Auburn since Jake Ricks had a field goal block versus Kentucky in 2009.

In the win over ULM, the defensive line accounted for 19 tackles, including an 8-yard sack by Ford, and 9 quarterback hurries; Lemonier led the group with 5 tackles and 4 hurries, and he blocked a third-quarter ULM field-goal attempt, the second blocked kick of his career (he previously blocked a South Carolina PAT attempt in 2011). And in overtime, Blackson tipped a ULM field goal attempt for his second block in as many weeks.

Lemonier came through with two sacks (-15) against LSU to give him 16.5 sacks for his career, placing him among Auburn's career top 10 in that statistic. The junior from Hialeah, Fla., has recorded four multiple-sack games during his career, twice this season.

Against LSU, both Whitaker and Blackson forced opponent fumbles and Lemonier was credited with a fumble recovery.

Blackson also forced fumbles against Arkansas and Vanderbilt. Lemonier recovered a VU fumble. Eguae recorded his first sack of the season against Texas A&M.

### Average Per Down

Here's a breakdown of how the 2012 Auburn offense is operating on first, second, third and fourth down.

On first down, the Tigers have run a total of 211 plays, gaining 1,243 yards for an average of 5.9 yards per play. On second down, AU has tried 150 plays for 769 yards, an average of 5.1 per play.

On third down, the Tigers have run 97 plays, gaining 279 yards for a 2.9 average. Auburn has tried only five fourth-down attempts this season, gaining two yards.

Auburn's touchdowns this season have come four times on first down (2 rush, 2 pass), six times on second (3 pass, 3 rush), and three times on third down (2 rush, 1 pass).

### When Scoring 20+ Points

Since 2001, Auburn is 99-14 (.890) when scoring 20 or more points in a game. Dating back to the start of the 1993 season, Auburn is 142-21-1 (.876) when scoring 20 or more points in a game.

### Scoring By Quarters

This season in the first quarter, the Tigers have been outscored by the opposition 68-21. In the second quarter, Auburn holds a 57-54 advantage in scoring. In the third quarter, Auburn narrowly trails its opponents 48-44. Opponents have outscored Auburn 69-6 in the fourth quarter thus far this season. Auburn has held its opponents scoreless in six quarters this year.

### Auburn W/L Records

Seasons: 120th  
 All-Time Record: 712-412-47 (.629)  
 SEC: 291-229-18 (.562)  
 Jordan-Hare: 286-73-7 (.797)  
 November Games: 219-174-21 (.554)  
 November Home: 88-32-5 (.724)  
 November Road: 131-142-16 (.481)

### Senior Bowl Watch List

Five Auburn seniors are listed on the 2013 Senior Bowl watch list: defensive back T'Sharvan Bell, receiver Emory Blake, tight end Philip Lutzenkirchen, tailback Oterio McCalebb and offensive lineman John Sullen.

### TIGERS IN THE NFL (As of Oct. 28, 2012)

#### Active Players

Name	Pos.	Team
Devin Aromashodu	WR	Minnesota Vikings
Rob Bironas	K	Tennessee Titans
Ronnie Brown	RB	San Diego Chargers
Jason Campbell	QB	Chicago Bears
Karlos Dansby	LB	Miami Dolphins
King Dunlap	OL	Philadelphia Eagles
Nick Fairley	DT	Detroit Lions
Tyrone Green	OL	San Diego Chargers
Quentin Groves	LB	Arizona Cardinals
Ben Grubbs	OL	New Orleans Saints
Josh Harris	DS	Atlanta Falcons
Will Herring	LB	New Orleans Saints
Spencer Johnson	DE	Buffalo Bills
Pat Lee	DB	Oakland Raiders
Sen'Derrick Marks	DT	Tennessee Titans
Cam Newton	QB	Carolina Panthers
Ben Obomanu	WR	Seattle Seahawks
Jeraud Powers	DB	Indianapolis Colts
Jay Ratliff	DE	Dallas Cowboys
Carlos Rogers	DB	San Francisco 49ers
Takeo Spikes	LB	San Diego Chargers
Ben Tate	RB	Houston Texans

#### Injured Reserve

Brandon Mosley	OL	New York Giants
Mario Fannin	RB	Denver Broncos
Brandon Jacobs	RB	San Francisco 49ers
Pat Sims	DT	Cincinnati Bengals
Lee Ziemba	OL	Carolina Panthers

#### Practice Squads

Zach Clayton	DT	Tennessee Titans
Josh Bynes	LB	Baltimore Ravens
Neiko Thorpe	DB	Kansas City Chiefs

#### Notables

- Auburn currently has 27 players on NFL rosters, representing 21 different NFL teams.

- Auburn has had 27 players taken in the first round & four No. 1 overall draft picks: Cam Newton (Carolina, '11), Aundray Bruce (Atlanta, '88), Bo Jackson (Tampa, '86) & Tucker Frederickson (NY Giants, '65).

- At least one former Tiger has been selected to the last 14 consecutive Pro Bowls.

- Auburn has had at least one former player in seven of the last eight Super Bowls.



**CAREER PARTICIPATION/STARTS**

No.	Name	Pos.	GP/GS
25	Daren Bates	LB	46/43
22	T'Sharvan Bell	DB	42/15
3	DeAngelo Benton	WR	40/2
98	Angelo Blackson	DL	21/6
80	Emory Blake	WR	44/23
22	Mike Blakely	RB	4/0
4	Quan Bray	WR	21/3
48	Blake Burgess	FB	35/0
92	Kenneth Carter	DT	29/12
30	Steven Clark	P	26/-
18	Sammie Coates	WR	8/0
11	Chris Davis	CB	31/16
52	Justin Delaine	DE	1/0
89	Jaylon Denson	WR	21/1
50	Reese Dismukes	C	19/19
94	Nosa Eguae	DE	35/27
35	Jonathan Evans	LB	43/15
65	Tunde Fariyike	OL	20/2
31	Trent Fisher	DB	16/1
14	Erique Florence	DB	19/0
95	Dee Ford	DE	36/6
10	Kiehl Frazier	QB	18/5
17	Kris Frost	LB	7/0
11	Brandon Fulse	TE	21/7
26	Justin Garrett	LB	14/1
20	Corey Grant	RB	3/0
64	Forrest Hill	DS	8/-
5	Jake Holland	LB	28/13
15	Joshua Holsey	DB	8/3
21	Jonathan Jones	DB	8/3
59	Jake Lembke	DS	8/-
55	Corey Lemonier	DE	35/22
5	Ricardo Louis	WR	7/0
43	Philip Lutzenkirchen	TE	44/23
21	Tre Mason	RB	20/4
23	Onterio McCalebb	RB	46/19
30	Cassanova McKinzy	LB	5/1
12	Demetruce McNeal	DB	34/18
16	Ikeem Means	DB	47/0
51	Patrick Miller	OL	8/5
6	Jonathon Mincy	DB	21/11
8	Anthony Morgan	WR	26/1
15	Clint Moseley	QB	15/9
93	JaBrian Niles	DT	1/0
10	LaDarius Owens	DE	14/0
36	Cody Parkey	K	28/-
35	Jay Prosch	FB	8/4
82	Melvin Ray	WR	8/0
1	Trovon Reed	WR	19/2
56	Ashton Richardson	LB	32/0
73	Greg Robinson	OL	8/8
13	Craig Sanders	DE	34/0
96	Devaunte Sigler	DL	18/0
62	Chad Slade	OL	21/18
24	Ryan Smith	DB	29/2
46	Jordan Spriggs	DB	8/0
85	Travante Stallworth	WR	36/13
71	John Sullen	OL	46/20
44	Anthony Swain	LB	7/0
27	Robenson Therenzie	RB	20/0
74	Jamar Travis	DL	45/0
81	C.J. Uzomah	TE	21/1
75	Christian Westerman	OL	1/0
54	Jeffrey Whitaker	DT	33/19
19	Ryan White	DB	26/4
9	Jermaine Whitehead	DB	21/9
90	Gabe Wright	DL	20/5
56	Avery Young	OT	4/3

The top 100 seniors in the country will be invited to participate in the 2013 Senior Bowl, set for Saturday, January 26, in Mobile's Ladd-Peebles Stadium. The SEC led all conferences with 71 players on the watch list.

**Winningest Programs**

Entering the 2012 campaign, Auburn ranked among the 15 winningest BCS college football programs in all-time wins; the Tigers have 712 total victories. Teams that have 700+ all-time wins: Michigan, Texas, Nebraska, Notre Dame, Penn State, Ohio State, Oklahoma, Alabama, Tennessee, Southern Cal, Georgia, LSU, Auburn and West Virginia.

**The Captains**

Auburn is selecting game captains prior to each contest during the 2012 season. Captains for the season opener versus Clemson were seniors T'Sharvan Bell, Onterio McCalebb, Daren Bates and Philip Lutzenkirchen.

Captains at Mississippi State were: Daren Bates, T'Sharvan Bell, Onterio McCalebb, Jay Prosch and Philip Lutzenkirchen. Game captains in the home opener versus ULM were: Daren Bates, T'Sharvan Bell, Emory Blake and John Sullen. Game captains for Auburn versus LSU were: Daren Bates, T'Sharvan Bell, Onterio McCalebb and Philip Lutzenkirchen.

Emory Blake, Daren Bates, Corey Lemonier and Onterio McCalebb served as game captains against Arkansas. Auburn's game captains at Ole Miss were: Daren Bates, Emory Blake, Corey Lemonier and Philip Lutzenkirchen. Captains at Vanderbilt were Daren Bates, Steven Clark, Jay Prosch and Nosa Eguae.

Captains against Texas A&M were Emory Blake, Onterio McCalebb, T'Sharvan Bell and Nosa Eguae.

**On Scholarship**

Formerly walk-ons, junior deep snapper Jake Lembke, sophomore defensive back Trent Fisher and sophomore tailback Corey Grant were put on scholarship for the Fall Semester; classes began August 16.

**Halftime Rallies**

Five times during the Chizik era the Tigers have rallied to win after trailing at halftime. The 2011 Tigers rallied from a 21-14 halftime deficit against Utah State in the 2011 season opener for a 42-38 victory.

The 2010 Tigers overcame deficits to Clemson, South Carolina (reg. season) and Alabama. Chizik's 2009 team had a halftime rally to beat West Virginia. Auburn has had three "walk-off" wins under Chizik, two coming in 2010. The Tigers defeated Oregon in the BCS National Championship Game and Kentucky on the road on field goals as time expired. A 35-yard field goal in overtime by Cody Parkey vs. ULM in 2012 clinched that victory.

Date	Opponent/Halftime	Final
9/3/11	Utah State/Trailed 21-14W,	42-38
11/26/10	at Alabama/Trailed 24-0W,	28-27
9/25/10	South Caro/Trailed20-14 W,	35-27
9/18/10	Clemson/Trailed 17-3W,	27-24 OT
9/19/09	West Va./Trailed 21-20W,	41-30

**2013 SEC Schedule**

In 2013, Auburn will play home football games against Southeastern Conference opponents Mississippi State, Ole Miss, Georgia and Alabama.

The 2013 schedule is considered a "bridge" schedule and not based on any other previous or future scheduling formats. The SEC Athletics Directors will convene in Spring 2013 to begin formulating schedules for the 2014 season and beyond.

The Tigers' 2013 SEC opener will be at Jordan-Hare Stadium September 14 against Mississippi State. Auburn will host Ole Miss on October 5 and Georgia on November 16, before closing the regular season against Alabama on November 30.

Auburn will go on the road to face conference opponents LSU (September 21), Texas A&M (October 19), Arkansas (November 2) and Tennessee (November 9).

The non-conference portion of Auburn's 2013 schedule will be announced in the near future. Auburn will not face the following league opponents in 2013: Florida, Kentucky, Missouri, South Carolina and Vanderbilt.

**Good Works Team**

Auburn senior Philip Lutzenkirchen is one of 22 members of the 2012 Allstate AFCA Good Works Team®, one of college football's most prestigious off-the-field honors recognizing a select group of players committed to making a difference in their communities.



**SEC Champions:**  
 1957, 1983, 1987, 1988, 1989, 2004, 2010  
**SEC West Champions:**  
 1997, 2000, 2001, 2002, 2004, 2005, 2010

## 2012 AUBURN FOOTBALL GAME NOTES



Lutzenkirchen has made supporting children with cancer his personal mission, by visiting them and bringing teammates along, corresponding with them, and offering encouragement to siblings and family. A member of the SEC Academic Honor Roll, he is scheduled to graduate in December with a bachelor's degree in communication.

### Richardson NFF Scholar-Athlete Nominee

Senior linebacker Ashton Richardson, who holds a 3.94 GPA in Animal Sciences, was one of 147 national semifinalists for the National Football Foundation's postgraduate scholarship award. Each recipient receives an \$18,000 postgraduate scholarship as a finalist for the 2012 William V. Campbell Trophy.

### James Owens Among SEC Legends

The Southeastern Conference 2012 Football Legends Class includes 14 former SEC stars who have made a name for themselves as great athletes on the playing field. Auburn's 2012 recipient is James Owens, the first African-American football player at Auburn.

A Fairfield native, Owens lettered at Auburn as a fullback from 1969-72. During three seasons on the varsity, he helped Auburn to a 28-5 record and played a key role on the 1972 Amazin's team, which defied the odds and finished the season with a 10-1 record and a top five national finish.

The class will be honored at the 2012 SEC Football "Weekend of Champions" Nov. 30-Dec. 1 in Atlanta, Ga. The annual SEC Legends Dinner presented by AT&T will be held Nov. 30 at the Atlanta Hyatt Regency; the group will be recognized prior to the SEC Football Championship Game at the Georgia Dome on Saturday, December 1.

### Where They Go Next

Auburn hosts Georgia at Jordan-Hare Stadium Saturday, November 10, for the 116th edition of the Deep South's Oldest Rivalry; kickoff time for that game is 6 p.m. Central and the contest will be televised by ESPN2.

New Mexico State hosts WAC rival San Jose State on Saturday, November 10, in Las Cruces.

### HOMECOMING OPPONENTS (72-8-5)

DATE	OPPONENT	SCORE	W-L-T	ATT.
10/4/24	Clemson	13-0	W	
10/10/25	VPI	19-0	W	
10/2/26	Clemson	47-0	W	
10/8/27	Florida	6-33	L	
10/6/28	Clemson	0-6	L	
10/11/29	Florida	0-19	L	
1930	NO GAME			
10/31/31	Spring Hill	27-7	W	
11/1/32	Erskine	77-0	W	
11/11/33	Oglethorpe	27-6	W	
9/29/34	Oglethorpe	15-0	W	
11/16/35	Oglethorpe	51-0	W	
11/21/36	Loyola	44-0	W	
11/20/37	Georgia	0-0	T	
1938	NO GAME			
11/30/39	Florida	7-7	T	
11/9/40	Clemson	21-7	W	
11/29/41	Clemson	28-7	W	
11/28/42	Clemson	41-13	W	
1943	NO TEAM			
11/4/44	Presbyterian	57-0	W	
11/3/45	Florida	19-0	W	
10/5/46	Furman	46-6	W	
10/4/47	Louisiana Tech	14-0	W	
10/2/48	Louisiana Tech	13-13	T	
11/5/49	Mississippi State	25-6	W	
11/25/50	Clemson	0-41	L	
10/13/51	Florida	14-13	W	
11/8/52	Mississippi State	34-49	L	
10/31/53	Florida	16-7	W	
11/20/54	Clemson	27-6	W	
11/5/55	Mississippi State	27-26	W	
11/10/56	Mississippi State	27-20	W	
11/2/57	Florida	13-0	W	
11/8/58	Mississippi State	33-14	W	
10/31/59	Florida	6-0	W	
11/5/60	Mississippi State	27-12	W	
10/28/61	Clemson	24-14	W	
11/10/62	Mississippi State	9-3	W	
11/2/63	Florida	19-0	W	
11/7/64	Mississippi State	12-3	W	
10/30/65	Florida	28-17	W	
10/22/66	TCU	7-6	W	34,976
11/11/67	Mississippi State	36-0	W	40,871
10/26/68	Miami	31-6	W	44,710
11/8/69	Mississippi State	52-13	W	47,600
10/24/70	LSU	9-17	L	62,392
10/23/71	Clemson	35-13	W	55,000
10/28/72	Florida State	27-14	W	58,122
10/27/73	Houston	7-7	T	58,426
10/26/74	Florida State	38-6	W	58,709

DATE	OPPONENT	SCORE	W-L-T	ATT.
11/8/75	Mississippi State	21-21	T	
10/23/76	Florida State	31-19	W	58,500
11/5/77	Mississippi State	27-13	W	58,000
10/28/78	Wake Forest	21-7	W	52,120
11/10/79	Mississippi State	14-3	W	59,186
11/8/80	Southern Miss	31-0	W	56,800
11/7/81	North Texas State	20-0	W	63,000
11/6/82	Rutgers	30-7	W	58,000
11/5/83	Maryland	35-23	W	75,600
11/10/84	Cincinnati	60-0	W	74,750
11/9/85	East Carolina	35-10	W	65,600
11/8/86	Cincinnati	52-7	W	63,500
10/24/87	Mississippi State	38-7	W	79,900
11/5/88	Southern Miss	38-8	W	73,787
10/28/89	Mississippi State	14-0	W	84,105
11/10/90	Southern Miss	12-13	L	85,214
10/26/91	Mississippi State	17-24	L	82,214
10/24/92	SW Louisiana	25-24	W	74,327
11/6/93	New Mexico State	55-14	W	82,128
11/5/94	East Carolina	38-21	W	84,738
11/4/95	Northeast Louisiana	38-14	W	78,149
11/9/96	Northeast Louisiana	28-24	W	78,309
10/11/97	Louisiana Tech	49-13	W	84,761
11/7/98	Central Florida	10-6	W	80,743
11/6/99	Central Florida	28-10	W	78,804
10/21/00	Louisiana Tech	38-28	W	82,140
10/20/01	Louisiana Tech	48-41(OT)	W	86,063
11/9/02	Louisiana-Monroe	52-14	W	84,618
11/1/03	Louisiana-Monroe	73-7	W	81,061
10/9/04	Louisiana Tech	52-7	W	77,016
9/24/05	Western Kentucky	37-14	W	80,632
10/21/06	Tulane	38-13	W	79,837
11/3/07	Tennessee Tech	35-3	W	85,754
11/8/08	UT-Martin	37-20	W	85,365
11/7/09	Furman	63-31	W	81,506
11/6/10	Chattanooga	62-24	W	87,451
11/19/11	Samford	35-16	W	85,347

LONGEST STREAK 20 wins (1992-current)



AUBURN'S SPECIAL TEAMS

“We feel very comfortable putting the game on the line with our special teams to win it.”

- Head Coach Gene Chizik

Kickoff Kings

Auburn is seventh in the NCAA in kickoff return coverage (17.00 yards per return); only nine of the nation’s 120 FBS teams hold opponents to 17 yards/return or less in that category.

The Tigers are third in the SEC in kickoff return average (24.85 yards/return), ranking 22nd among NCAA leaders in that statistic. The Auburn season record for team kick return average is 27.3, set in 2005.

AU Top Season KOR Averages/Team

Table with 2 columns: Year, Average (Returns/Yards). Rows: 2005 (26/711), 2006 (36/934), 1988 (22/554), 2011 (55/1356), 2008 (39/956)

Onterio McCalebb ranks fourth in the SEC in kickoff return average, gaining 24.93 yards per run on his 14 returns this season. He is 37th among NCAA leaders. The senior from Fort Meade, Fla., has five returns of 20 yards or better this season: 100 (Miss St); 43 (LSU); 24 (ULM); 22 (Texas A&M); 20 (Miss St).

McCalebb’s kickoff return for a touchdown to start the second half at Mississippi State was the second of his career; he scored on an 83-yard return vs. Alabama in 2011. It was AU’s first 100-yard return since Tim Carter vs. LSU (2000). The last player to return a KOR for TD vs. Miss. State was Darren McFadden (Arkansas, 2006).

It was the fifth kickoff return touchdown of the Chizik era. Prior to that, Auburn had just five kickoff returns for a TD in a 298-game span from 1984-2008.

Three Blocked Kicks

Auburn blocked two ULM field goal attempts and has three blocks on the season. Corey Lemonier blocked one with 3:52 left in the third quarter; Auburn was ahead 28-14 at the time. Lemonier has two career blocks, the other on an extra point against South Carolina in 2011.

Angelo Blackson had the second blocked field goal vs. ULM, tipping the Warhawks’ try in overtime. With a block of a field goal attempt at Mississippi State as well, Blackson had blocks in back-to-back games. Auburn has blocked five opponent kicks (3 FG, 2 punt) in the last five games. The Tigers have 12 total blocked kicks during the Chizik era.

Parkey For Three

Cody Parkey, who kicked the game-winning 35-yard field goal in overtime against ULM, converted on nine straight three-pointers dating back through last season, before missing on a 49-yarder vs. Arkansas. That tied the third best string of consecutive field goals since 1981.

With two successful field goals at both Ole Miss and Vanderbilt, Parkey is now 11-13 on field goals this year, and 14-14 this season on PAT kicks. His 46-yard field goal at Ole Miss tied his career long.

He made four field goals versus Clemson (37-46-27-36 yards), tying a Chick-fil-A Kickoff Classic record. Parkey’s 46-yard field goal in the third quarter vs. Clemson was a career long, earning him Lou Groza Award star of the week honors.

He ranks among the NCAA’s top 30 kickers and is third in the SEC in field goals per game (1.38). Parkey’s game-winner against ULM earned him SEC Special Teams Player of the Week honors.

Parkey ranks third in Auburn career field goal percentage at .774 (24-31), just behind Scott Etheridge (.791/1992-93) and Matt Hawkins (.788/1994-95).

No Return Policy

Punter Steven Clark, a 2011 Ray Guy Award finalist, continues to excel. Only three of his 48 punts this season have been returned.

Clark is averaging 41.0 yards per punt, placing 12 kicks inside the 20. His long kick of the season was 54 yards against LSU; he has six punts this year of 50 yards or more.

For his career, Clark has a 40.5 average with 47 punts landing inside the 20 and 19 kicks of 50 yards or longer.

BLOCKED KICKS (FG, PAT & PUNT) IN THE CHIZIK ERA

Table with 3 columns: Year, Kick, Player (Opponent). Lists blocked kicks from 2009 to 2012.

KICKOFF RETURN TOUCHDOWNS IN THE CHIZIK ERA

Table with 3 columns: Year, Yards, Player (Opponent). Lists kickoff return touchdowns from 2009 to 2012.

AU ALL-TIME CONSECUTIVE FIELD GOAL STREAKS

Table with 3 columns: Consecutive FGs, Player, Year(s). Lists all-time consecutive field goal streaks.

Records since 1981

**SEC Champions:**  
**1957, 1983, 1987, 1988, 1989, 2004, 2010**  
**SEC West Champions:**  
**1997, 2000, 2001, 2002, 2004, 2005, 2010**

## 2012 AUBURN FOOTBALL GAME NOTES



### 2012 AUBURN FOOTBALL NUMERICAL ROSTER

No.	Name	Pos.	Ht.	Wt.	Yr.	Hometown	No.	Name	Pos.	Ht.	Wt.	Yr.	Hometown
1	Trovon Reed	WR	6-0	190	So.	Thibodaux, LA	42	Chandler Shakespeare	RB	5-10	209	Jr.	Oxford, AL
3	DeAngelo Benton	WR	6-2	201	Sr.	Bastrop, LA	43	Philip Lutzenkirchen	TE	6-5	255	Sr.	Marietta, GA
4	Quan Bray	WR	5-10	185	So.	LaGrange, GA	44	Anthony Swain	LB	6-2	235	RFr.	Gadsden, AL
5	Jake Holland	LB	6-1	241	Jr.	Pelham, AL	44	Johnny Lockett	RB	5-8	192	So.	Sweet Water, AL
5	Ricardo Louis	WR	6-2	210	Fr.	Miami Beach, FL	45	Keymiya Harrell	DE	6-4	260	RFr.	Selma, AL
6	Jonathon Mincy	DB	5-10	190	So.	Decatur, GA	46	Ricky Parks	TE	6-4	248	Fr.	Hogansville, GA
8	Anthony Morgan	WR	5-11	197	Sr.	Brantley, AL	46	Jordan Spriggs	DB	5-9	189	So.	Mobile, AL
9	Jermaine Whitehead	DB	5-11	202	So.	Greenwood, MS	47	Patrick Young	TE	6-4	229	RFr.	Trussville, AL
10	Kiehl Frazier	QB	6-2	226	So.	Springdale, AR	48	Blake Burgess	TE	6-3	249	Jr.	Vestavia Hills, AL
10	LaDarius Owens	DE	6-2	260	So.	Bessemer, AL	50	Reese Dismukes	C	6-3	293	So.	Spanish Fort, AL
11	Chris Davis	CB	5-11	200	Jr.	Birmingham, AL	51	Patrick Miller	OL	6-7	288	Fr.	West Palm Beach, FL
11	Brandon Fulse	TE	6-4	249	So.	Fort Meade, FL	52	Justin Delaine	DE	6-5	253	So.	Linden, AL
12	Demetruce McNeal	DB	6-2	187	Jr.	College Park, GA	53	Michael Sulka	DS	6-3	253	Fr.	Bluffton, SC
12	Jonathan Wallace	QB	6-2	197	Fr.	Phenix City, AL	54	Jeffrey Whitaker	DT	6-4	307	Jr.	Warner Robins, GA
13	Craig Sanders	DE	6-4	257	Jr.	Clio, AL	55	Corey Lemonier	DE	6-4	246	Jr.	Hialeah, FL
14	Eriqeu Florence	DB	6-1	191	So.	Valley, AL	56	Ashton Richardson	LB	6-1	218	Sr.	New Orleans, LA
15	Clint Moseley	QB	6-4	229	Jr.	Leroy, AL	56	Avery Young	OT	6-6	295	Fr.	Palm Beach Gardens, FL
15	Joshua Holsey	DB	5-11	188	Fr.	Fairburn, GA	57	Gage Batten	LB	6-0	232	Fr.	Palm Beach Gardens, FL
16	Ikeem Means	DB	6-0	205	Sr.	Wetumpka, AL	59	Jake Lembke	DS	6-2	245	Jr.	New Lenox, IL
17	Kris Frost	LB	6-2	233	RFr.	Matthews, NC	60	Eric Mack	OL	6-3	319	So.	St. Matthews, SC
17	Ryan Carter	QB	6-2	200	Fr.	Hoover, AL	61	C.T. Moorman	DS	6-0	225	RFr.	Durham, NC
18	Sammie Coates	WR	6-2	200	RFr.	Leroy, AL	62	Chad Slade	OL	6-5	301	So.	Moody, AL
18	JaViere Mitchell	LB	6-2	210	Fr.	Leeds, AL	63	Alex Kozan	OL	6-4	294	Fr.	Castle Rock, CO
19	Ryan White	DB	5-11	198	Jr.	Tallahassee, FL	64	Forrest Hill	DS	6-1	242	So.	Morrow, GA
19	Tate O'Connor	QB	6-2	177	RFr.	Savannah, GA	65	Tunde Fariyike	OL	6-2	301	So.	Thomaston, GA
20	Corey Grant	RB	5-11	200	So.	Opelika, AL	67	Delondre DeJarnett	DL	6-2	290	Fr.	Clanton, AL
21	Tre Mason	RB	5-10	198	So.	Lake Worth, FL	70	Robert Leff	OL	6-6	289	Fr.	Fairhope, AL
21	Jonathan Jones	DB	5-10	166	Fr.	Carrollton, GA	71	John Sullen	OL	6-5	313	Sr.	Auburn, AL
22	T'Sharvan Bell	DB	6-0	190	Sr.	Kissimmee, FL	72	Shon Coleman	OL	6-6	302	RFr.	Memphis, TN
22	Mike Blakely	RB	5-9	206	RFr.	Bradenton, FL	73	Greg Robinson	OL	6-5	311	RFr.	Thibodaux, LA
23	Onterio McCalebb	RB	5-11	173	Sr.	Fort Meade, FL	74	Jamar Travis	DL	6-0	302	Sr.	Brewton, AL
24	Ryan Smith	DB	6-2	204	Jr.	Cordova, AL	74	Will Adams	OL	6-7	289	Fr.	Tyrone, GA
25	Daren Bates	LB	5-11	215	Sr.	Memphis, TN	75	Christian Westerman	OL	6-4	298	RFr.	Chandler, AZ
26	Justin Garrett	LB	6-1	215	So.	Tucker, GA	76	Jordan Diamond	OT	6-6	323	Fr.	Chicago, IL
27	Robenson Therezie	RB	5-9	205	So.	Miami, FL	77	Shane Callahan	OL	6-6	292	Fr.	Parker, CO
28	T.J. Davis	DB	6-1	184	Fr.	Tallahassee, FL	78	Colton Wingard	OL	6-2	297	So.	Alabaster, AL
29	Mack VanGorder	LB	6-1	193	RFr.	Gainesville, GA	79	Eric Averett	OL	6-3	249	Fr.	Enterprise, AL
30	Steven Clark	P	6-5	232	Jr.	Kansas City, MO	80	Emory Blake	WR	6-2	193	Sr.	Austin, TX
30	Cassanova McKinzy	LB	6-3	243	Fr.	Birmingham, AL	81	C.J. Uzomah	TE	6-4	250	So.	Suwanee, GA
31	Trent Fisher	DB	6-1	200	So.	Nashville, TN	82	Melvin Ray	WR	6-3	217	RFr.	Cairo, GA
32	Blake Poole	DB	5-11	199	Jr.	Buchanan, GA	83	Michael Clifton	TE	6-3	225	Fr.	Evans, GA
32	Taylor Yancey	K	6-4	200	Fr.	Castle Rock, CO	85	Travante Stallworth	WR	5-9	191	Sr.	Leesville, LA
33	Chris Landrum	FB	6-3	240	RFr.	Sweet Water, AL	86	Dimitri Reese	WR	5-11	174	So.	Birmingham, AL
33	Duncan McKinney	K	5-11	181	So.	Florence, AL	89	Jaylon Denson	WR	6-3	211	So.	Hoover, AL
35	Jonathan Evans	LB	5-11	231	Sr.	Prichard, AL	90	Gabe Wright	DL	6-3	299	So.	Columbus, GA
35	Jay Prosch	FB	6-0	260	Jr.	Mobile, AL	91	Tyler Nero	DL	6-2	277	Fr.	Atmore, AL
36	Cody Parkey	K	6-0	194	Jr.	Jupiter, FL	92	Kenneth Carter	DT	6-4	289	Jr.	Greenville, AL
36	Octavious Andrews	WR	6-0	170	So.	Decatur, GA	93	Ja'Brian Nguies	DL	6-2	297	RFr.	Mobile, AL
37	J.D. Strawbridge	P	6-0	171	Fr.	Montgomery, AL	94	Nosa Eguae	DE	6-3	268	Jr.	Mansfield, TX
38	Adam Dyas	DB	5-9	192	So.	Mobile, AL	95	Dee Ford	DE	6-2	246	Jr.	Odenville, AL
39	Alex Kvikly	K	6-2	180	RFr.	Marietta, GA	96	Devaunte Sigler	DL	6-4	291	So.	Mobile, AL
39	B.J. Trimble	WR	5-10	168	RFr.	Fayetteville, GA	97	Reid Brooks	DE	6-2	230	Fr.	Dothan, AL
40	Spencer Smith	TE	6-6	235	Fr.	Birmingham, AL	98	Angelo Blackson	DL	6-4	308	So.	Bear, DE
41	Patrick Lymon	RB	5-10	190	So.	Huntsville, AL	99	Brian Walsh	DL	6-3	303	RFr.	Winter Springs, FL
41	Alex Locker	K/P	6-3	185	Fr.	Westford, MA							
42	Gimel President	DE	6-4	244	Fr.	Mt. Pleasant, SC							



# 2012 AUBURN FOOTBALL GAME NOTES

Perfect Seasons:  
1900, 1904, 1913, 1957, 1993, 2004, 2010  
National Champions:  
1957, 2010

## 2012 AUBURN FOOTBALL ALPHABETICAL ROSTER

No.	Name	Pos.	Ht.	Wt.	Yr.	Hometown	No.	Name	Pos.	Ht.	Wt.	Yr.	Hometown
74	Will Adams	OL	6-7	289	Fr.	Tyrone, GA	60	Eric Mack	OL	6-3	319	So.	St. Matthews, SC
36	Octavious Andrews	WR	6-0	170	So.	Decatur, GA	21	Tre Mason	RB	5-10	198	So.	Lake Worth, FL
79	Eric Averett	OL	6-3	249	Fr.	Enterprise, AL	23	Onterio McCalebb	RB	5-11	173	Sr.	Fort Meade, FL
25	Daren Bates	LB	5-11	215	Sr.	Memphis, TN	33	Duncan McKinney	K	5-11	181	So.	Florence, AL
57	Gage Batten	LB	6-0	232	Fr.	Palm Beach Gardens, FL	30	Cassanova McKinzy	LB	6-3	243	Fr.	Birmingham, AL
22	T'Sharvan Bell	DB	6-0	190	Sr.	Kissimmee, FL	12	Demetruce McNeal	DB	6-2	187	Jr.	College Park, GA
3	DeAngelo Benton	WR	6-2	201	Sr.	Bastrop, LA	16	Ikeem Means	DB	6-0	205	Sr.	Wetumpka, AL
80	Emory Blake	WR	6-2	193	Sr.	Austin, TX	51	Patrick Miller	OL	6-7	288	Fr.	West Palm Beach, FL
98	Angelo Blackson	DL	6-4	308	So.	Bear, DE	6	Jonathon Mincy	DB	5-10	190	So.	Decatur, GA
22	Mike Blakely	RB	5-9	206	RFr.	Bradenton, FL	18	JaViere Mitchell	LB	6-2	210	Fr.	Leeds, AL
4	Quan Bray	WR	5-10	185	So.	LaGrange, GA	61	C.T. Moorman	DS	6-0	225	RFr.	Durham, NC
97	Reid Brooks	DE	6-2	230	Fr.	Dothan, AL	8	Anthony Morgan	WR	5-11	197	Sr.	Brantley, AL
48	Blake Burgess	TE	6-3	249	Jr.	Vestavia Hills, AL	15	Clint Moseley	QB	6-4	229	Jr.	Leroy, AL
77	Shane Callahan	OL	6-6	292	Fr.	Parker, CO	91	Tyler Nero	DL	6-2	277	Fr.	Atmore, AL
92	Kenneth Carter	DT	6-4	289	Jr.	Greenville, AL	93	JaBrian Niles	DL	6-2	297	RFr.	Mobile, AL
17	Ryan Carter	QB	6-2	200	Fr.	Hoover, AL	19	Tate O'Connor	QB	6-2	177	RFr.	Savannah, GA
30	Steven Clark	P	6-5	232	Jr.	Kansas City, MO	10	LaDarius Owens	DE	6-2	260	So.	Bessemer, AL
83	Michael Clifton	TE	6-3	225	Fr.	Evans, GA	36	Cody Parkey	K	6-0	194	Jr.	Jupiter, FL
18	Sammie Coates	WR	6-2	200	RFr.	Leroy, AL	46	Ricky Parks	TE	6-4	248	Fr.	Hogansville, GA
72	Shon Coleman	OL	6-6	302	RFr.	Memphis, TN	32	Blake Poole	DB	5-11	199	Jr.	Buchanan, GA
11	Chris Davis	CB	5-11	200	Jr.	Birmingham, AL	42	Gimel President	DE	6-4	244	Fr.	Mt. Pleasant, SC
28	T.J. Davis	DB	6-1	184	Fr.	Tallahassee, FL	35	Jay Prosch	FB	6-0	260	Jr.	Mobile, AL
67	Delondre DeJarnett	DL	6-2	290	Fr.	Clanton, AL	82	Melvin Ray	WR	6-3	217	RFr.	Cairo, GA
52	Justin Delaine	DE	6-5	253	So.	Linden, AL	1	Trovon Reed	WR	6-0	190	So.	Thibodaux, LA
89	Jaylon Denson	WR	6-3	211	So.	Hoover, AL	86	Dimitri Reese	WR	5-11	174	So.	Birmingham, AL
76	Jordan Diamond	OT	6-6	323	Fr.	Chicago, IL	56	Ashton Richardson	LB	6-1	218	Sr.	New Orleans, LA
50	Reese Dismukes	C	6-3	293	So.	Spanish Fort, AL	73	Greg Robinson	OL	6-5	311	RFr.	Thibodaux, LA
38	Adam Dyas	DB	5-9	192	So.	Mobile, AL	13	Craig Sanders	DE	6-4	257	Jr.	Clio, AL
94	Nosa Eguae	DE	6-3	268	Jr.	Mansfield, TX	42	Chandler Shakespeare	RB	5-10	209	Jr.	Oxford, AL
35	Jonathan Evans	LB	5-11	231	Sr.	Prichard, AL	96	Devaunte Sigler	DL	6-4	291	So.	Mobile, AL
65	Tunde Fariyike	OL	6-2	301	So.	Thomaston, GA	62	Chad Slade	OL	6-5	301	So.	Moody, AL
31	Trent Fisher	DB	6-1	200	So.	Nashville, TN	24	Ryan Smith	DB	6-2	204	Jr.	Cordova, AL
14	Erique Florence	DB	6-1	191	So.	Valley, AL	40	Spencer Smith	TE	6-6	235	Fr.	Birmingham, AL
95	Dee Ford	DE	6-2	246	Jr.	Odenville, AL	46	Jordan Spriggs	DB	5-9	189	So.	Mobile, AL
10	Kiehl Frazier	QB	6-2	226	So.	Springdale, AR	85	Travante Stallworth	WR	5-9	191	Sr.	Leesville, LA
17	Kris Frost	LB	6-2	233	RFr.	Matthews, NC	37	J.D. Strawbridge	P	6-0	171	Fr.	Montgomery, AL
11	Brandon Fulse	TE	6-4	249	So.	Fort Meade, FL	53	Michael Sulka	DS	6-3	253	Fr.	Bluffton, SC
26	Justin Garrett	LB	6-1	215	So.	Tucker, GA	71	John Sullen	OL	6-5	313	Sr.	Auburn, AL
20	Corey Grant	RB	5-11	200	So.	Opelika, AL	44	Anthony Swain	LB	6-2	235	RFr.	Gadsden, AL
45	Keymiya Harrell	DE	6-4	260	RFr.	Selma, AL	27	Robenson Therezie	RB	5-9	205	So.	Miami, FL
64	Forrest Hill	DS	6-1	242	So.	Morrow, GA	74	Jamar Travis	DL	6-0	302	Sr.	Brewton, AL
5	Jake Holland	LB	6-1	241	Jr.	Pelham, AL	39	B.J. Trimble	WR	5-10	168	RFr.	Fayetteville, GA
15	Joshua Holsey	DB	5-11	188	Fr.	Fairburn, GA	81	C.J. Uzomah	TE	6-4	250	So.	Suwanee, GA
21	Jonathan Jones	DB	5-10	166	Fr.	Carrollton, GA	29	Mack VanGorder	LB	6-1	193	RFr.	Gainesville, GA
63	Alex Kozan	OL	6-4	294	Fr.	Castle Rock, CO	12	Jonathan Wallace	QB	6-2	197	Fr.	Phenix City, AL
39	Alex Kviklys	K	6-2	180	RFr.	Marietta, GA	99	Brian Walsh	DL	6-3	303	RFr.	Winter Springs, FL
33	Chris Landrum	FB	6-3	240	RFr.	Sweet Water, AL	75	Christian Westerman	OL	6-4	298	RFr.	Chandler, AZ
70	Robert Leff	OL	6-6	289	Fr.	Fairhope, AL	54	Jeffrey Whitaker	DT	6-4	307	Jr.	Warner Robins, GA
59	Jake Lembke	DS	6-2	245	Jr.	New Lenox, IL	19	Ryan White	DB	5-11	198	Jr.	Tallahassee, FL
55	Corey Lemonier	DE	6-4	246	Jr.	Hialeah, FL	9	Jermaine Whitehead	DB	5-11	202	So.	Greenwood, MS
41	Alex Locker	K/P	6-3	185	Fr.	Westford, MA	78	Colton Wingard	OL	6-2	297	So.	Alabaster, AL
44	Johnny Lockett	RB	5-8	192	So.	Sweet Water, AL	90	Gabe Wright	DL	6-3	299	So.	Columbus, GA
5	Ricardo Louis	WR	6-2	210	Fr.	Miami Beach, FL	32	Taylor Yancey	K	6-4	200	Fr.	Castle Rock, CO
43	Philip Lutzenkirchen	TE	6-5	255	Sr.	Marietta, GA	56	Avery Young	OT	6-6	295	Fr.	Palm Beach Gardens, FL
41	Patrick Lymon	RB	5-10	190	So.	Huntsville, AL	47	Patrick Young	TE	6-4	229	RFr.	Trussville, AL



2012 DEPTH CHART

OFFENSE

<b>QB</b>	<b>12</b>	<b>JONATHAN WALLACE (6-2, 197, Fr.)</b> Kiehl Frazier (6-2, 226, So.) Clint Moseley (6-4, 229, Jr.)
<b>RB</b>	<b>23</b>	<b>ONTERIO McCALEBB (5-11, 173, Sr.) -OR-</b> <b>21</b> <b>TRE MASON (5-10, 198, So.)</b> 22 Mike Blakely (5-9, 206, R-Fr.)
<b>FB</b>	<b>35</b>	<b>JAY PROSCH (6-0, 260, Jr.)</b> 48 Blake Burgess (6-3, 249, Jr.)
<b>WR</b>	<b>80</b>	<b>EMORY BLAKE (6-2, 193, Sr.)</b> 18 Sammie Coates (6-2, 200, R-Fr.) 5 Ricardo Louis (6-2, 210, Fr.)
<b>WR</b>	<b>85</b>	<b>TRAVANTE STALLWORTH (5-9, 199, Sr.)</b> 89 Jaylon Denson (6-3, 211, So.)
<b>WR</b>	<b>1</b>	<b>TROVON REED (6-0, 190, So.)</b> 4 Quan Bray (5-10, 185, So.)
<b>TE</b>	<b>81</b>	<b>C.J. UZOMAH (6-4, 250, So.)</b> 11 Brandon Fulse (6-4, 249, So.)
<b>LT</b>	<b>73</b>	<b>GREG ROBINSON (6-5, 311, R-Fr.)</b> 72 Shon Coleman (6-6, 302, R-Fr.)
<b>LG</b>	<b>71</b>	<b>JOHN SULLEN (6-5, 313, Sr.)</b> 63 Alex Kozan (6-4, 294, Fr.)
<b>C</b>	<b>50</b>	<b>REESE DISMUKES (6-3, 293, So.)</b> 65 Tunde Fariyike (6-2, 301, So.)
<b>RG</b>	<b>62</b>	<b>CHAD SLADE (6-5, 301, So.)</b> 75 Christian Westerman (6-4, 298, R-Fr.)
<b>RT</b>	<b>51</b>	<b>PATRICK MILLER (6-7, 288, Fr.)</b> 72 Shon Coleman (6-6, 302, R-Fr.)

SPECIAL TEAMS

<b>PK</b>	<b>36</b>	<b>CODY PARKEY (6-0, 194, Jr.)</b> 39 Alex Kviklyls (6-2, 180, R-Fr.)
<b>P</b>	<b>30</b>	<b>STEVEN CLARK (6-5, 232, Jr.)</b> 37 J.D. Strawbridge (6-0, 171, Fr.)
<b>H</b>	<b>19</b>	<b>RYAN WHITE (5-11, 198, Jr.)</b> 30 Steven Clark (6-5, 232, Jr.)
<b>DS</b>	<b>59</b>	<b>JAKE LEMBKE (6-2, 245, Jr.)</b> <b>64</b> <b>FORREST HILL (6-1, 242, So.)</b>

DEFENSE

<b>DE</b>	<b>95</b>	<b>DEE FORD (6-2, 246, Jr.)</b> 94 Nosa Eguae (6-3, 268, Jr.) -- OR -- 13 Craig Sanders (6-4, 257, Jr.)
<b>DT</b>	<b>98</b>	<b>ANGELO BLACKSON (6-4, 308, So.)</b> 92 Kenneth Carter (6-4, 289, Jr.) 96 Devaunte Sigler (6-4, 291, So.)
<b>DT</b>	<b>90</b>	<b>GABE WRIGHT (6-3, 299, So.)</b> 54 Jeffrey Whitaker (6-4, 307, Jr.)
<b>DE</b>	<b>55</b>	<b>COREY LEMONIER (6-4, 246, Jr.)</b> 10 LaDarius Owens (6-2, 260, So.)
<b>SLB</b>	<b>35</b>	<b>JONATHAN EVANS (5-11, 231, Sr.)</b> 26 Justin Garrett (6-1, 215, So.)
<b>MLB</b>	<b>30</b>	<b>CASSANOVA McKINZY (6-3, 243, Fr.)</b> 5 Jake Holland (6-1, 241, Jr.) 56 Ashton Richardson (6-1, 218, Sr.)
<b>WLB</b>	<b>25</b>	<b>DAREN BATES (5-11, 215, Sr.)</b> 17 Kris Frost (6-2, 233, R-Fr.)
<b>CB</b>	<b>15</b>	<b>JOSHUA HOLSEY (5-11, 188, Fr.)</b> 6 Jonathon Mincy (5-10, 190, So.)
<b>FS</b>	<b>12</b>	<b>DEMETRUCHE McNEAL (6-2, 187, Jr.)</b> <b>14</b> <b>ERIQUE FLORENCE (6-1, 191, So.)</b>
<b>SS</b>	<b>9</b>	<b>JERMAINE WHITEHEAD (5-11, 202, So.)</b> 31 Trent Fisher (6-1, 200, So.)
<b>CB</b>	<b>11</b>	<b>CHRIS DAVIS (5-11, 200, Jr.)</b> 22 T'Sharvan Bell (6-0, 190, Sr.) 21 Jonathan Jones (5-10, 166, Fr.)

SPECIAL TEAMS

<b>KR</b>	<b>23</b>	<b>ONTERIO McCALEBB (5-11, 173, Sr.)</b>
	<b>21</b>	<b>TRE MASON (5-10, 198, So.)</b> 4 Quan Bray (5-10, 185, So.)
<b>PR</b>	<b>4</b>	<b>QUAN BRAY (5-10, 185, So.)</b> 1 Trovon Reed (6-0, 190, So.)

PARTICIPATION STATISTICS

Top 20 Career Games Played (Active)

1.	Ikeem Means.....	46
2.	Daren Bates.....	45
	John Sullen.....	45
	Onterio McCalebb.....	45
5.	Jamar Travis.....	44
6.	Philip Lutzenkirchen.....	43
	Emory Blake.....	43
	Jonathan Evans.....	43
9.	T'Sharvan Bell.....	42
10.	Dee Ford.....	36
11.	Blake Burgess.....	34
	Nosa Eguae.....	34
	Corey Lemonier.....	34
14.	Demetruc McNeal.....	33
	Craig Sanders.....	33
	Travante Stallworth.....	33
17.	Jeffrey Whitaker.....	31
	Ashton Richardson.....	31
19.	Chris Davis.....	30
20.	Ryan Smith.....	29

Top Ten Career Games Started (Active)

1.	Daren Bates.....	43
2.	Nosa Eguae.....	27
3.	Philip Lutzenkirchen.....	23
	Emory Blake.....	23
5.	Corey Lemonier.....	22
6.	John Sullen.....	20
7.	Jeffrey Whitaker.....	19
	Onterio McCalebb.....	19
	Reese Dismukes.....	19
10.	T'Sharvan Bell.....	16

PRONUNCIATION GUIDE

No.	Name	Pronunciation
52	Justin DELAINE	de-LANE-nee
50	Reese DISMUKES	dism-yooks
94	NOSA EGUAЕ	No-suh E-gway
65	TUNDE FARIYIKE	Tune-Day Fa-ree-kay
40	Clay FINKELSTEIN	fink-ell-stine
14	ERIQUE Florence	E-ree-kay
10	KIEHL Frazier	Kyle
45	KEYMIYA Harrell	Ka-my-ah
89	Alex KVIKLYS	kuh-vick-lis
55	Corey LEMONIER	Lemon-ear

No.	Name	Pronunciation
43	Philip LUTZENKIRCHEN	Lutz-in-kir-ken
18	JAVIERE Mitchell	Jahv-vee-air
93	JABRIAN Niles	Ja-Brian
35	Jay PROSCH	prosh
1	TROVON Reed	trah-von
96	DEVAUNTE Sigler	De-Vaun-tay
85	TRAVANTE Stallworth	Tra-von-tay
27	Robenson THEREZIE	Tha-ree-zee
81	C.J. UZOMAH	You-zah-mah



**AUBURN - NEW MEXICO STATE SERIES RESULTS**  
(Auburn leads, 2-0)

YEAR	SCORE	SITE	DATE
1993:	AU, 55-14	at Auburn	Nov. 6
2007:	AU, 55-20	at Auburn	Sept. 22

at Auburn: AU leads, 2-0  
at Las Cruces: N/A  
at Neutral Sites: N/A

**GAME-BY-GAME STATISTICS**  
Last 2 Meetings

Date	Site	Result	Attend	Rank		AU			Passing			Tot Off		NMSU			Rushing			Passing			TotOff	
				AU	NMSU	FD	No	Yds	TD	C-	A-	I	Yds	TD	No	Yds	FD	No	Yds	TD	C-	A-	I	Yds
11-6-93	Auburn	W	55-14	82,128	8	---	31	46	289	3	28-40-0	290	3	86	579	8	24	81	1	11-24-1	113	1	48	194
9-22-07	Auburn	W	55-20	83,012	---	---	19	47	229	5	14-24-0	193	2	71	422	21	35	120	1	30-46-3	259	3	81	379



Sept. 22, 2007 • Jordan-Hare Stadium (87,415) • Auburn, Ala.



<b>NEW MEXICO STATE</b>	<b>20</b>
<b>AUBURN</b>	<b>55</b>

**LAST MEETING WITH NEW MEXICO STATE**

Auburn created six turnovers and Brandon Cox led the Tigers to 41 consecutive points to finish off New Mexico State 55-20 in front of a rowdy 83,012 fans at Jordan-Hare Stadium. Coming off the bench after 24 starts at quarterback, Cox passed for 135 yards (13-of-19) and a touchdown and rushed for another to help even Auburn's record at 2-2 on the season.

Defense put Auburn on the board in the first quarter when Zac Etheridge caused a fumble by the Aggies' A.J. Harris and Pat Sims recovered and returned it 21 yards for a score at the 7:33 mark.

The Aggies retaliated when Chase Holbrook drove 80 yards on 10 plays, including a 44-yard completion over the middle to Nick Cleaver. Holbrook turned in the Aggies' first score on a 1-yard sneak with 3:51 remaining in the opening quarter.

The Tigers didn't waste any time as Kodi Burns, who became the first freshman quarterback to start for Auburn since 1998, connected with Rodgeriqu Smith on a 58-yard touchdown pass. New Mexico State knotted the score at 14 on a 5-yard pass from Holbrook to Brandon Allen in the second quarter.

Two plays later, the Aggies took the lead for the first and final time of the night when Holbrook hit Chris Williams with a 25-yard pass. Holbrook finished the first half connecting on 20-of-23 pass attempts for 207 yards and two touchdowns.

On the next possession, Cox led a 9-play, 62-yard drive that was capped off by a 1-yard touchdown run by Mario Fannin, giving Auburn a lead that it would not relinquish.

Auburn took over in the second half. Jonathan Wilhite intercepted his first of two passes on New Mexico State's first series, which led to an 18-yard touchdown pass from Cox to Smith. A minute later, Sen'Derrick Marks intercepted a Holbrook pass with the help of Josh Thompson and returned it to the 2. Cox came in and finished the deal from a yard out to put the Tigers up 35-20.

**SCORING SUMMARY**

New Mexico St. ...	7	13	0	0	—	20
Auburn .....	14	7	14	20	—	55

AU—Sims 21 fumble recovery (Byrum kick), 7:33, 1st  
NMSU—Holbrook 1 run (Young kick), 3:51, 1st  
AU—Smith 58 pass from Burns (Byrum kick), 3:34, 1st  
NMSU—Allen 5 pass from Holbrook (Young kick), 10:24, 2nd  
NMSU—Williams 25 pass from Holbrook (Young kick failed), 10:05, 2nd  
AU—Fannin 1 run (Byrum kick), 7:07, 2nd  
AU—Smith 18 pass from Cox (Byrum kick), 10:21, 3rd  
AU—Cox 1 run (Byrum kick), 9:11, 3rd  
AU—Tate 2 run (Byrum kick), 14:56, 4th  
AU—Fannin 5 run (Byrum kick failed), 13:53, 4th  
AU—Fannin 67 run (Byrum kick), 00:22, 4th

**TEAM STATISTICS**

	NMSU	AU
First Downs	21	19
Rushes-Yards	35-120	47-229
Passing Yards	259	193
Comp-Att-Int	30-46-3	14-24-0
Total Yards	81-379	71-422
Punts-Avg.	5-41.0	5-48.8
Fumbles/Lost	3-3	2-1
Penalties-Yards	4-24	5-40
3rd Down Conv.	1-of-2	1-of-2
Time of Possession	32:00	28:00

**INDIVIDUAL STATISTICS**

**RUSHING:** (NMSU) Buries 15-55, Glynn 10-34, Neiman 1-20, Williams 2-13, Perez 1-4, Holbrook 3-(-1) (TD), Hatchett 1-(-1); (AU) Tate 21-111 (TD), Fannin 15-103 (3TD), Burns 7-20, Tatum 1-9, Cox 3-(-14) (TD).

**PASSING:** (NMSU) Holbrook 29-40-3, 254 (2TD), McDermott 1-6-0, 5; (AU) Cox 13-19-0, 135 (TD), Burns 1-5-0, 58 (TD).

**RECEIVING:** (NMSU) Williams 9-109 (TD), Harris 5-27, Neiman 5-16, Allen 4-21 (TD), Cleaver 3-45, Glynn 2-30, Nelson 1-6, Buries 1-5; (AU) Smith 3-86 (2TD), Dunn 3-26, Stewart 2-14, Tate 1-23, McKenzie 1-14, Slaughter 1-9, Bennett 1-9, Fannin 1-8, Hawthorne 1-4.

New Mexico State would have its hopes of adding a score dashed late in the third quarter when Wilhite snagged his second interception that led to a Ben Tate 2-yard score to open the fourth quarter.

The Tigers put the finishing touches on the Aggies minutes later when Fannin added a 5-yard run to put Auburn up 48-20. Auburn closed the game with an exclamation point when Fannin ran 67 yards for the final score with 22 seconds left on the game clock.

Tate finished the game with 111 yards on 21 rushes, while Fannin ran 15 times for 103 yards and three touchdowns. It marked the first time since 2005 an Auburn player rushed for three TD's in a game. Auburn finished with 422 total yards.

The Tigers' aerial attack finished with 193 yards, led by Smith's career-best 86 receiving yards and two TD's.

Holbrook ended the game completing 29-of-40 pass attempts for 254 yards, but was intercepted three times.

The six turnovers was the most since 2004.

**CAREER STATS VS. NEW MEXICO STATE**

PASSING				
Player	C-A-I	TD	Yds.	Yds/Gm
None				
RUSHING				
Player	No.	Yds.	Avg/Carry	TD
None				
RECEIVING				
Player	No.	Yds.	Avg/Catch	TD
None				
PUNT RETURNS				
Player	No.	Yds.	Avg/Return	TD
None				
KICK RETURNS				
Player	No.	Yds.	Avg/Return	TD
None				
DEFENSIVE				
Player	UA	A	Total	Misc.
None				
PUNTING				
Player	No.	Yds.	Avg/Punt	Long
None				
KICKING				
Player	PAT	FGA-FGM	Long FG	Total Points
None				



# 2012 AUBURN FOOTBALL GAME NOTES

Perfect Seasons:  
1900, 1904, 1913, 1957, 1993, 2004, 2010  
National Champions:  
1957, 2010

## CLEMSON (7-1)

Sept. 1	vs. Auburn [ESPN]	W, 26-19
Sept. 8	BALL STATE [ACCN]	W, 52-27
Sept. 15	FURMAN [RSN]	W, 41-7
Sept. 22	at Florida State [ABC]	L, 37-49
Sept. 29	at Boston College [ESPN2]	W, 45-31
Oct. 6	GEORGIA TECH [ESPN]	W, 47-31
Oct. 20	VIRGINIA TECH [TBA]	W, 38-17
Oct. 25	at Wake Forest [ESPN]	W, 42-14
Nov. 3	at Duke	TBA
Nov. 10	MARYLAND	TBA
Nov. 17	NORTH CAROLINA STATE	TBA
Nov. 24	SOUTH CAROLINA	TBA

## MISSISSIPPI STATE (7-1, 3-1 SEC)

Sept. 1	JACKSON STATE [FSN]	W, 56-9
Sept. 8	AUBURN [ESPN]	W, 28-10
Sept. 15	at Troy [ESPN3]	W, 30-24
Sept. 22	SOUTH ALABAMA [PPV]	W, 30-10
Oct. 6	at Kentucky [SECN]	W, 27-14
Oct. 13	TENNESSEE [ESPN2]	W, 41-31
Oct. 20	MIDDLE TENNESSEE [ESPN2]	W, 45-3
Oct. 27	at Alabama [ESPN]	L, 7-38
Nov. 3	TEXAS A&M [ESPN]	11 a.m.
Nov. 10	at LSU	TBA
Nov. 17	ARKANSAS	TBA
Nov. 24	at Ole Miss	TBA

## LOUISIANA-MONROE (6-2)

Sept. 8	at Arkansas [ESPN]	W, 34-31
Sept. 15	at Auburn [SECN]	L, 28-31
Sept. 21	BAYLOR [ESPN]	L, 42-47
Sept. 29	at Tulane [CST]	W, 63-10
Oct. 6	at Middle Tennessee [Sun Belt Network]	W, 31-17
Oct. 13	FLORIDA ATLANTIC [Sun Belt Network]	W, 35-14
Oct. 20	at Western Kentucky	W, 43-42
Oct. 27	SOUTH ALABAMA	W, 38-14
Nov. 3	LOUISIANA-LAFAYETTE [Sun Belt Network]	3 p.m.
Nov. 8	at Arkansas State [ESPN]	6 p.m.
Nov. 17	NORTH TEXAS	3 p.m.
Nov. 24	at Florida International	TBA

## LSU (7-1, 3-1 SEC)

Sept. 1	NORTH TEXAS [ESPN]	W, 41-14
Sept. 8	WASHINGTON [ESPN]	W, 41-3
Sept. 15	IDAHO [PPV]	W, 63-14
Sept. 22	at Auburn [ESPN]	W, 12-10
Sept. 29	TOWSON [ESPN]	W, 38-22
Oct. 6	at Florida [CBS]	L, 6-14
Oct. 13	SOUTH CAROLINA [ESPN]	W, 23-21
Oct. 20	at Texas A&M [ESPN]	W, 24-19
Nov. 3	ALABAMA [CBS]	7 p.m.
Nov. 10	MISSISSIPPI STATE	TBA
Nov. 17	OLE MISS	TBA
Nov. 23	at Arkansas [CBS]	1:30 p.m.

## ARKANSAS (3-5, 2-3 SEC)

Sept. 1	JACKSONVILLE STATE [PPV]	W, 49-24
Sept. 8	Louisiana-Monroe [ESPN]	L, 31-34
Sept. 15	ALABAMA [CBS]	L, 0-52
Sept. 22	RUTGERS [ESPN]	L, 26-35
Sept. 29	at Texas A&M [SECN]	L, 10-58
Oct. 6	at Auburn [SECN]	W, 24-7
Oct. 13	KENTUCKY [FSN]	W, 49-7
Oct. 27	OLE MISS [SECN]	L, 27-30
Nov. 3	TULSA [SECN]	11:21 a.m.
Nov. 10	at South Carolina [CBS]	11 a.m.
Nov. 17	at Mississippi State	TBA
Nov. 23	LSU [CBS]	1:30 p.m.

## OLE MISS (5-3, 2-2 SEC)

Sept. 1	CENTRAL ARKANSAS [PPV]	W, 49-27
Sept. 8	TEXAS-EL PASO [FSN]	W, 28-10
Sept. 15	TEXAS [ESPN]	L, 31-66
Sept. 22	at Tulane [FSN]	W, 39-0
Sept. 29	at Alabama [ESPN]	L, 14-33
Oct. 6	TEXAS A&M [ESPN]	L, 27-30
Oct. 13	Auburn [SECN]	W, 41-20
Oct. 27	at Arkansas [SECN]	W, 30-27
Nov. 3	at Georgia [CBS]	2:30 p.m.
Nov. 10	VANDERBILT [ESPN]	6 p.m.
Nov. 17	at LSU	TBA
Nov. 24	MISSISSIPPI STATE	TBA

## VANDERBILT (4-4, 2-3 SEC)

Aug. 30	SOUTH CAROLINA [ESPN]	L, 13-17
Sept. 8	at Northwestern [Big Ten Network]	L, 13-23
Sept. 15	PRESBYTERIAN [CSS]	W, 58-0
Sept. 22	at Georgia [ESPN2]	L, 3-48
Oct. 6	at Missouri [FSN]	W, 19-15
Oct. 13	FLORIDA [ESPN]	L, 17-31
Oct. 20	AUBURN [SECN]	W, 17-13
Oct. 27	MASSACHUSETTS [FSN]	W, 49-7
Nov. 3	at Kentucky [ESPN]	11 a.m.
Nov. 10	at Ole Miss [ESPN]	6 p.m.
Nov. 17	TENNESSEE	TBA
Nov. 24	at Wake Forest	TBA

## TEXAS A&M (6-2, 3-2 SEC)

Sept. 8	FLORIDA [ESPN]	L, 17-20
Sept. 15	at SOUTHERN METHODIST [FSN]	W, 48-3
Sept. 22	SOUTH CAROLINA STATE [FSN]	W, 70-14
Sept. 29	ARKANSAS [SECN]	W, 58-10
Oct. 6	at Ole Miss [ESPN]	W, 30-27
Oct. 13	at Louisiana Tech [ESPN]	W, 59-57
Oct. 20	LSU [ESPN]	L, 19-24
Oct. 27	at Auburn	W, 63-21
Nov. 3	at Mississippi State [ESPN]	11 a.m.
Nov. 10	at Alabama	TBA
Nov. 17	SAM HOUSTON STATE	TBA
Nov. 24	MISSOURI	TBA

## NEW MEXICO STATE (1-7)

Aug. 30	SACRAMENTO STATE	W, 49-19
Sept. 8	at Ohio [ESPN]	L, 24-51
Sept. 15	at Texas-El Paso	L, 28-41
Sept. 22	NEW MEXICO [ESPN]	L, 14-27
Sept. 29	TEXAS-SAN ANTONIO	L, 14-35
Oct. 6	at Idaho	L, 18-26
Oct. 20	at Utah State	L, 7-41
Oct. 27	LOUISIANA TECH	L, 14-28
Nov. 3	at Auburn [CSS]	11:30 a.m.
Nov. 10	SAN JOSE STATE	2:30 p.m.
Nov. 24	BRIGHAM YOUNG	2:30 p.m.
Dec. 1	at Texas State	3 p.m.

## GEORGIA (7-1, 5-1 SEC)

Sept. 1	BUFFALO [SECN]	W, 45-23
Sept. 8	at Missouri [ESPN2]	W, 41-20
Sept. 15	FLORIDA ATLANTIC [CSS]	W, 56-20
Sept. 22	VANDERBILT [ESPN2]	W, 48-3
Sept. 29	TENNESSEE [CBS]	W, 51-44
Oct. 6	at South Carolina [ESPN]	L, 7-35
Oct. 20	at Kentucky [FSN]	W, 29-24
Oct. 27	vs. Florida [CBS]	W, 17-9
Nov. 3	OLE MISS [CBS]	2:30 p.m.
Nov. 10	at Auburn [ESPN2]	6 p.m.
Nov. 17	GEORGIA SOUTHERN	TBA
Nov. 24	GEORGIA TECH	TBA

## ALABAMA A&M (6-2)

Sept. 1	vs. Tuskegee	W, 7-6
Sept. 8	at Arkansas-Pine Bluff	W, 14-10
Sept. 15	PRAIRIE VIEW A&M	W, 42-30
Sept. 22	at Texas Southern	W, 42-13
Sept. 29	GRAMBLING STATE	W, 38-17
Oct. 6	at Mississippi Valley State	W, 35-0
Oct. 13	ALCORN STATE	L, 20-21
Oct. 27	vs. Alabama State	L, 13-31
Nov. 3	SOUTHERN	1 p.m.
Nov. 10	at Jackson State	2 p.m.
Nov. 17	at Auburn	TBA

## ALABAMA (8-0, 5-0 SEC)

Sept. 1	vs. Michigan [ABC]	W, 41-14
Sept. 8	WESTERN KENTUCKY [SECN]	W, 35-0
Sept. 15	at Arkansas [CBS]	W, 52-0
Sept. 22	FLORIDA ATLANTIC [PPV]	W, 40-7
Sept. 29	OLE MISS [ESPN]	W, 33-14
Oct. 13	at Missouri [CBS]	W, 42-10
Oct. 20	at Tennessee [ESPN]	W, 44-13
Oct. 27	MISSISSIPPI STATE [ESPN]	W, 38-7
Nov. 3	at LSU [CBS]	7 p.m.
Nov. 10	TEXAS A&M	TBA
Nov. 17	WESTERN CAROLINA	TBA
Nov. 24	AUBURN	TBA

## Associated Press Poll

### Week 9 (Oct. 28)

Rank	School	Record	Points	Pvs
1	<b>Alabama (60)</b>	<b>8-0</b>	<b>1,500</b>	<b>1</b>
2	Oregon	8-0	1,412	2
3	Kansas State	8-0	1,382	4
4	Notre Dame	8-0	1,344	5
5	<b>LSU</b>	<b>7-1</b>	<b>1,216</b>	<b>6</b>
6	Ohio State	9-0	1,158	9
7	<b>Georgia</b>	<b>7-1</b>	<b>1,145</b>	<b>12</b>
8	Florida	7-1	1,075	3
9	Florida State	8-1	1,046	11
10	<b>Clemson</b>	<b>7-1</b>	<b>914</b>	<b>14</b>
11	South Carolina	7-2	823	17
12	Louisville	8-0	817	16
13	Oregon State	6-1	762	7
14	Oklahoma	5-2	758	8
15	Stanford	6-2	627	19
16	<b>Texas A&amp;M</b>	<b>6-2</b>	<b>580</b>	<b>22</b>
17	<b>Mississippi State</b>	<b>7-1</b>	<b>559</b>	<b>13</b>
18	USC	6-2	418	10
19	Boise State	7-1	406	21
20	Texas Tech	6-2	388	15
21	Nebraska	6-2	249	NR
22	Louisiana Tech	7-1	209	24
23	West Virginia	5-2	126	25
24	Arizona	5-3	106	NR
25	UCLA	6-2	103	NR

Others Receiving Votes: Toledo 88, Rutgers 74, Oklahoma State 72, Texas 55, Kent State 33, Tulsa 17, Northern Illinois 12, Washington 8, Northwestern 7, Wisconsin 4, Ohio 4, Michigan 2, Louisiana-Monroe 1.

## USA Today Coaches Poll

### Week 9 (Oct. 28)

Rank	School	Record	Points	Pvs
1	<b>Alabama (59)</b>	<b>8-0</b>	<b>1,475</b>	<b>1</b>
2	Oregon	8-0	1,391	2
3	Kansas State	8-0	1,366	4
4	Notre Dame	8-0	1,307	5
5	<b>LSU</b>	<b>7-1</b>	<b>1,225</b>	<b>6</b>
6	<b>Georgia</b>	<b>7-1</b>	<b>1,149</b>	<b>11</b>
7	Florida State	8-1	1,121	10
8	Florida	7-1	1,024	3
9	<b>Clemson</b>	<b>7-1</b>	<b>976</b>	<b>13</b>
10	Louisville	8-0	888	14
11	South Carolina	7-2	838	16
12	Oklahoma	5-2	758	7
13	Oregon State	6-1	684	9
14	Boise State	7-1	634	18
15	Stanford	6-2	626	19
16	<b>Texas A&amp;M</b>	<b>6-2</b>	<b>592</b>	<b>21</b>
17	USC	6-2	583	8
18	<b>Mississippi State</b>	<b>7-1</b>	<b>569</b>	<b>12</b>
19	West Virginia	5-2	326	22
20	Texas Tech	6-2	284	17
21	Nebraska	6-2	283	NR
22	Texas	6-2	200	24
23	Louisiana Tech	7-1	191	NR
24	Oklahoma State	5-2	166	NR
25	Rutgers	7-1	151	15

Others Receiving Votes: Northwestern 77, UCLA 61, Toledo 59, Northern Illinois 39, Kent State 26, Tulsa 19, Wisconsin 15, Arizona 14, Michigan 11, Louisiana-Monroe 10, Ohio 9, Cincinnati 8, Iowa State 6, Utah State 4, Western Kentucky 4, Mississippi 3, Arizona State 2, Michigan State 1.

Bold denotes 2012 opponents





Sept. 1, 2012 • ESPN • Georgia Dome (75,211) • Atlanta, Ga.

#14 CLEMSON	26
AUBURN	19

**GAME 1**

Cody Parkey made a career-high four field goals and Tre Mason rushed for a career-high 106 yards for Auburn but No. 14 Clemson edged past the Tigers for a hard-fought 26-19 victory in the Chick-fil-A Game in the season opener for both teams at the Georgia Dome on Saturday.

Emory Blake caught four passes for a career-high 109 yards and a touchdown while sophomore Kiehl Frazier threw for 194 yards and one touchdown on 11-of-27 passing and one interception in his first career start for Auburn. Tre Mason rushed for a career-high 106 yards while Onterio McCalebb add 82 yards.

The game was tied at 16 entering the final quarter after Parkey tied with a field goal with 55 seconds left in the third. Daren Bates intercepted Tajh Boyd and returned it 12 yards to the Clemson 35 on the first play of the fourth quarter. It set up Parkey making his career-high fourth field goal of the game, a 36-yarder to give Auburn a 19-16 lead with 12:50 remaining.

Clemson then scored the final 10 points of the game to outlast Auburn.

In the back-and-forth game, Clemson came right back on a 10-play, 75-yard drive as Boyd threw a 4-yard fade route to DeAndre Hopkins, who had a Clemson single-game record 13 receptions for 119 yards, in the back right corner of the end zone as Clemson took the lead for good, 23-19, with 9:17 left.

Clemson stopped Auburn on the next possession and drove 79 yards on the strength of Andre Ellington's 45-yard run to the Auburn 8. Auburn's defense stopped Clemson at the 1-yard line for the second time to give itself another shot. Chandler Catanzaro made his fourth field goal of the game for a 26-19 Clemson lead with 1:24 left.

Ellington rushed for 231 yards on 26 carries while Boyd threw for 208 yards and a touchdown on 24-of-34 passing.

Clemson opened the game's scoring as Catanzaro made a 39-yard field goal with 5:22 left in the first quarter. Auburn's defense held after Clemson drove 83 yards down to the Auburn 1-yard line.

**SCORING SUMMARY**

Clemson.....	3	10	3	10	—	26
Auburn.....	7	3	6	3	—	19

- CU - Catanzaro 24-yard field goal, 5:22, 1st
- AU - Blake 54-yard pass from Frazier (Parkey kick), 3:38, 1st
- CU - Catanzaro 40-yard field goal, 10:06, 2nd
- CU - McDowell 7-yard run (Catanzaro kick), 7:26, 2nd
- AU - Parkey 37-yard field goal, 1:24, 2nd
- AU - Parkey 46-yard field goal, 8:38, 3rd
- CU - Catanzaro 37-yard field goal, 4:39, 3rd
- AU - Parkey 27-yard field goal, 0:55, 3rd
- AU - Parkey 36-yard field goal, 12:50, 4th
- CU - Hopkins 4-yard pass from Boyd (Catanzaro kick), 9:17, 4th
- CU - Catanzaro 18-yard kick, 1:24, 4th

**TEAM STATISTICS**

	CU	AU
First Downs	28	17
Rushes-Yards	52-320	37-180
Passing Yards	208	194
Comp-Att-Int	24-35-1	11-27-1
Total Plays-Yards	87-528	64-374
Punts-Avg.	3-38.3	3-39.3
Fumbles/Lost	1/0	3/1
Penalties-Yards	6-30	6-38
3rd Down Conv.	8-of-17	4-of-13
Time of Possession	31:45	28:15

**INDIVIDUAL STATISTICS**

**RUSHING:** (CU) - Ellington 26-231; Boyd 19-58; Howard 4-23; McDowell 3-8 (TD); (AU) Mason 14-106; McCalebb 12-82; Blakely 1-2; Bray 1-(-1); Frazier 9-(-9).

**PASSING:** (CU) - 24-34-1-208 (TD); (AU) - Frazier 11-27-1-194 (TD).

**RECEIVING:** (CU) - Hopkins 13-119 (TD); Ford 5-51; Peake 4-21; Humphries 2-17; (AU) Blake 4-109 (TD); Lutzenkirchen 4-71; McCalebb 2-6; Bray 1-8.

Auburn struck back quickly four plays later as Frazier threw a 54-yard touchdown pass to Blake to put Auburn ahead 7-3 with 3:38 remaining in the opening quarter.

Catanzaro made a 40-yard field goal to bring Clemson to within 7-6 after the Tigers recovered a Tre Mason fumble just past midfield. Auburn had driven from its own 1-yard line to the Clemson 48 before Auburn's impressive drive ended with the turnover on the first possession of the second quarter.

Ellington's 68-yard run to the Auburn 15 followed by a Ryan White personal foul penalty set up Clemson's first touchdown on a 7-yard run by Roderick McDowell for a 13-7 Clemson lead with 7:26 left in the half. Clemson's drive covered 85 yards in only three plays.

Parkey's 37-yard field goal closed Auburn to within 13-10 with 1:24 before the half. On the drive, Frazier's 38-yard completion to Philip Lutzenkirchen to the Clemson 13 was the big play.

The Chick-fil-A Kickoff Game record crowd of 75,211 saw Auburn gain 374 yards on 64 plays while Clemson had 528 yards total offense on 87 plays. Auburn rushed for 180 yards to Clemson's 320, 231 of it from Ellington.

Sept. 8, 2012 • ESPN • Davis Wade Stadium (56,111) • Starkville, Miss.

AUBURN	10
MISSISSIPPI STATE	28

**GAME 2**

Tyler Russell threw for three touchdowns and 222 yards to lead Mississippi State to 28-10 victory over Auburn in the SEC opener for both teams at Scott Field on Saturday. Demetrace McNeal led the Tigers with a career-high 18 tackles.

With the Auburn offense struggling in the first half, Onterio McCalebb returned the second half kickoff 100 yards for a touchdown to give the Tigers a 10-7 lead. It was the second of his career, the other an 83-yarder vs. Alabama last year, and Auburn's first 100-yarder since Tim Carter vs. LSU in 2000.

However, it was all Mississippi State after that.

Mississippi State (2-0, 1-0) answered quickly as the Bulldogs drove 75 yards in eight plays to regain the lead, 14-10, on Russell's 13-yard touchdown pass to Chad Bumphis touchdown with 11:35 left in the third.

After holding Auburn (0-2, 0-1) to another three and out, State drove 58 yards and took a 21-10 lead on Russell's third touchdown pass, a 3-yard play action to a wide-open Marcus Green, who scored his second of the day, in the back corner of the end zone with 4:38 to go in the third.

The Bulldogs iced the game as LaDarius Perkins scampered 21 yards breaking four tackles to give State a 28-10 lead with 12:33 left in the game.

Mississippi State outgained Auburn 388 to 216 as the Tigers didn't score an offensive touchdown. The Tigers had 91 yards rushing, led by freshman Mike Blakely's 42 yards on 11 carries. Kiehl Frazier completed on 13-of-22 passes for 125 yards to go along with five turnovers, three interceptions and two fumbles. Quan Bray had six receptions for 50 yards while Emory Blake caught two passes for 31 yards.

Jonathon Mincy forced a State fumble on Russell's 8-yard completion to Chris Smith, and it was recovered by the Tigers' Jermaine Whitehead, a Greenville, Miss., native, at the State 39 with a minute left in the first.

**SCORING SUMMARY**

Auburn.....	0	3	7	0	—	10
Miss. State.....	0	7	14	7	—	28

- AU - Parkey 23-yard field goal, 9:40, 2nd
- MS - Green 30-yard pass from Russell (Bell kick), 6:53, 2nd
- AU - McCalebb 100-yard kickoff return (Parkey kick), 14:46, 3rd
- MS - Bumphis 13-yard pass from Russell (Bell kick), 11:35, 3rd
- MS - Green 3-yard pass from Russell (Bell kick), 4:38, 3rd
- MS - Perkins 21-yard run (Bell kick), 12:33, 4th

**TEAM STATISTICS**

	AU	MS
First Downs	15	23
Rushes-Yards	39-91	36-166
Passing Yards	125	222
Comp-Att-Int	22-13-3	29-20-0
Total Plays-Yards	61-216	65-388
Punts-Avg.	6-40.8	5-40.0
Fumbles/Lost	2/2	1/1
Penalties-Yards	7-57	5-61
3rd Down Conv.	2-of-12	1-of-10
Time of Possession	29:19	30:41

**INDIVIDUAL STATISTICS**

**RUSHING:** (MS) - Perkins 14-83 (TD), Milton 6-30, Robinson 6-32, Griffin 2-21; (AU) Blakely 11-42, Mason 8-25, Frazier 11-22, McCalebb 8-4.

**PASSING:** (MS) Russell 20-29-0, 222 (3 TD); (AU) - Frazier 13-22-3, 125.

**RECEIVING:** (MS) - Smith 5-46, Green 4-54 (2 TD), Bumphis 3-47 (TD), Perkins 3-17; (AU) Bray 6-50, Blake 2-31, Lutzenkirchen 2-12, Reed 1-17.

The Tigers, which converted a fourth and one at the State 19, took a 3-0 lead on a 23-yard Cody Parkey field goal with 9:40 left in the second despite having it on the Bulldog 5 with a second and goal.

Mississippi State took a 7-3 lead as Russell completed a 30-yard touchdown pass to Green with 6:53 left in the half. Johnathan Banks then intercepted a Frazier pass a play later to set the Bulldogs up at the Auburn 34. The Auburn defense made a huge stop as Angelo Blackson blocked a 43-yard field goal attempt by Bell with 4:24 left.

Auburn's defense kept the Tigers in the game in the first half as State outgained Auburn 157-65. The Tigers rushing attack was led by Blakely, who gained 38 of the yards on nine rushes. Frazier completed 1-of-7 passes for -2 yards and had two interceptions.

Perkins led State's rushing attack with 83 yards on 14 carries and a touchdown while Green had four receptions for 54 yards and two touchdowns and Smith five receptions for 46 yards.



# 2012 AUBURN FOOTBALL GAME NOTES

Perfect Seasons:  
1900, 1904, 1913, 1957, 1993, 2004, 2010  
National Champions:  
1957, 2010

Sept. 15, 2012 • SECN • Jordan-Hare Stadium (85,214) • Auburn, Ala.

ULM	28
AUBURN	31 (OT)

## GAME 3

Cody Parkey's overtime field goal clinched Auburn's first win of the season as it defeated Louisiana-Monroe, 31-28, on Saturday afternoon at Jordan-Hare Stadium. Angelo Blackson made Parkey's game-winning kick possible as he blocked a ULM field goal attempt just minutes earlier during ULM's first overtime possession.

Auburn (1-2) saw a 14-point lead disappear late in the fourth quarter as ULM (1-1) rallied from a 28-14 deficit to tie the game with 1:18 left in regulation before the overtime heroics from Blackson and Parkey.

Auburn finished the game with a season-high 418 yards of total offense, including 255 on the ground. Oterio McCalebb finished with a 128 yards, his fourth career 100-yard rushing game, while Tre Mason had 90 yards rushing on a game-high 22 carries.

Kiehl Frazier was 10-of-18 for 130 yards with a touchdown and an interception while his counterpart from ULM, Kolton Browning, was 28-of-46 for 237 yards with three touchdowns.

ULM went 89 yards on its first drive of the game, a 12-play march, and converted on a fourth-and-goal from the one to take the early touchdown lead, 7-0. The drive was capped by a Browning to Harley Scioneaux pass into the corner of the end zone, the first of two touchdown catches for the ULM tight end.

Auburn answered with a five-play, 76-yard scoring drive of its own on its first possession. McCalebb had three carries on the drive, including the 27-yard touchdown run, while Mason had a 34-yard reception on the previous play to get Auburn into ULM territory as Auburn tied it at 7-7.

Browning put ULM back up a touchdown, 14-7, with his 39-yard touchdown run up the middle with 3:52 left in the first half. The run capped a six-play, 80-yard drive that ate up just 2:54 of clock time. Auburn immediately answered with a quick strike of its own, using a Quan Bray pass back to Frazier for the score. The pass covered 33 yards as Auburn went 75 yards in four plays to tie it at 14-14 with 2:18 left in the half.

Auburn struck one more time before the half as Frazier's 33-yard pass to Sammie Coates as time expired put Auburn ahead, 21-14. Auburn took advantage of a 33-yard punt by the

### SCORING SUMMARY

ULM	7	7	0	14	0	--	28
Auburn	7	14	7	0	3	--	31

ULM - Scioneaux 1-yard pass from Browning (Manton kick), 8:22, 1st  
AU - McCalebb 27-yard run (Parkey kick), 6:06, 1st  
ULM - Browning 39-yard run (Manton kick), 3:52, 2nd  
AU - Frazier 33-yard pass from Bray (Parkey kick), 2:18, 2nd  
AU - Coates 33-yard pass from Frazier (Parkey kick), 0:00, 2nd  
AU - Mason 1-yard run (Parkey kick), 10:40, 3rd  
ULM - Scioneaux 4-yard pass from Browning (Manton kick), 6:15, 3rd  
ULM - Harper 6-yard pass from Browning (Manton kick), 1:18, 3rd  
AU - Parkey 35-yard field goal, 0:00, 1st OT

### TEAM STATISTICS

	ULM	AU
First Downs	27	19
Rushes-Yards	41-165	42-255
Passing Yards	245	163
Comp-Att-Int	29-48-0	11-19-1
Total Plays-Yards	89-410	61-418
Punts-Avg.	5-43.2	6-40.2
Fumbles/Lost	0/0	1/1
Penalties-Yards	2-20	7-65
3rd Down Conv.	9-of-21	6-of-13
Time of Possession	34:45	25:15

### INDIVIDUAL STATISTICS

**RUSHING:** (ULM) - Edwards 17-76, Browning 14-58 (TD), Gamel 1-14, Bailey 6-13, Leonard 1-5, Washington 1-0; (AU) McCalebb 11-128 (TD), Mason 22-90 (TD), Blakely 3-32, Frazier 5-8.

**PASSING:** (ULM) Browning 28-46-0, 237 (3 TD), Wells 1-2-0, 8; (AU) Frazier 10-18-1, 130 (TD), Bray 1-1-0, 33 (TD).

**RECEIVING:** (ULM) - Leonard 7-53, Hamm 5-57, Harper 5-40 (TD), Maye 4-45, Cook 2-11, Scioneaux 2-5 (2 TD), Edwards 1-20, Cain 1-8, Milton 1-7, Bailey 1-(-1); (AU) Coates 2-34 (TD), Blake 2-26, Bray 2-14, McCalebb 2-6, Mason 1-34, Frazier 1-33 (TD), Lutzenkirchen 1-16.

Warhawks' Justin Manton from his own seven yard line to set up the score as Auburn had just 22 seconds and no timeouts to work with.

Auburn came out of halftime with an 11-play, 65-yard drive that put it up by two touchdowns, 28-14. Mason rushed seven times on the drive, covering 22 yards including the one-yard touchdown run.

The game remained a 14-point contest until ULM went 59 yards on nine plays midway through the fourth quarter to draw within a touchdown, 28-21. Scioneaux, who had just two catches on the day, caught the Browning pass in the corner of the end zone for the score.

Auburn went three-and-out on its next possession, allowing ULM to start its drive on its own 35 with 4:37 left. A six-yard touchdown pass to Colby Harper in the left flat and Manton's extra-point tied it at 28-28.

Auburn blocked a pair of kicks in the game; along with Blackson's overtime stop, Corey Lemonier blocked a Manton 31-yard field goal attempt.

Sept. 22, 2012 • ESPN • Jordan-Hare Stadium (86,721) • Auburn, Ala.

#2 LSU	12
AUBURN	10

## GAME 4

Auburn's defense held LSU to a season-low 351 total yards and only three points in the final three quarters but fell to the visitors from Baton Rouge, 12-10, on Saturday night before 86,721 fans at Jordan-Hare Stadium.

Auburn (1-3, 0-2 SEC) got an outstanding performance from its defense, forcing a pair of LSU turnovers, but could not get a crucial stop late in the fourth quarter with enough time left to have a final scoring chance as LSU's final drive ate up most of the final four minutes.

LSU (4-0, 1-0 SEC) had a chance to extend its lead with less than a minute to play, but Drew Alleman's 34-yard field goal attempt sailed wide right. Auburn had one final possession with 37 seconds left, starting from their own 20, but could only manage 17 yards with no timeouts remaining, and Kiehl Frazier's final desperation heave with no time left was intercepted to end the game.

LSU appeared to be driving for the end zone on their first possession, but Mettenberger fumbled the snap at the Auburn 2-yard-line, where it was recovered by Jeffery Whitaker to end the LSU threat. It was just the second fumble lost by LSU so far this season.

But LSU would find its way onto the scoreboard on Auburn's next play from scrimmage, taking a 2-0 lead on a safety when Tre Mason was tackled in the end zone by Sam Montgomery. It was the first safety scored against Auburn since the Tigers' 3-2 victory over Mississippi State in 2008.

LSU would then take advantage of the good field position after the safety, driving 59 yards in nine plays and taking a 9-0 lead on a one-yard touchdown run by Michael Ford with 4:18 to play in the first quarter.

After taking over deep in LSU territory when Corey Lemonier sacked Mettenberger and forced a fumble that was recovered by Angelo Blackson, Tre Mason went around left end for 26 yards to the LSU 4-yard-line. On the next play, McCalebb walked into the end zone for Auburn's first touchdown of the night, cutting the deficit to 9-7 as time expired in the opening period.

### SCORING SUMMARY

LSU	9	0	3	0	—	12
Auburn	7	3	0	0	—	10

LS - Montgomery safety, 8:21, 1st  
LS - Ford 1-yard run (Alleman kick), 4:18, 1st  
AU - McCalebb 4-yard run (Parkey kick), 00:00, 1st  
AU - Parkey 40-yard field goal, 1:21, 2nd  
LS - Alleman 30-yard field goal, 5:26, 3rd

### TEAM STATISTICS

	LS	AU
First Downs	15	9
Rushes-Yards	44-182	30-86
Passing Yards	169	97
Comp-Att-Int	15-27-0	13-22-2
Total Plays-Yards	71-351	52-183
Punts-Avg.	8-42.2	7-41.0
Fumbles/Lost	2/2	2/1
Penalties-Yards	9-80	5-37
3rd Down Conv.	6-of-18	2-of-12
Time of Possession	33:11	26:49

### INDIVIDUAL STATISTICS

**RUSHING:** (LS) - Ware 16-90, Ford 8-41 (TD), Hilliard 10-40, Shepard 2-7, Copeland 2-5, Mettenberger 6-(-1); (AU) Mason 9-54, McCalebb 11-24 (TD), Wallace 3-15, Frazier 6-(-5).

**PASSING:** (LS) Mettenberger 15-27-0, 169; (AU) - Frazier 13-22-2, 97.

**RECEIVING:** (LS) - Boone 3-49, Wright 3-25, Landry 3-23, Ware 2-44, Beckham 2-15, Hilliard 1-7, Clement 1-6; (AU) Lutzenkirchen 5-29, Blake 4-56, Bray 2-10, McCalebb 2-2.

Following a 42-yard, nine-play drive that ate up more than five minutes of the second quarter, Cody Parkey's 40-yard field goal gave Auburn a 10-9 lead with 1:21 to play in the half.

LSU went back on top midway through the third quarter after an Auburn special teams miscue gave LSU new life at midfield. A 30-yard Drew Alleman field goal capped a seven-play, 35-yard scoring drive and gave LSU a 12-10 lead — the eventual winning margin — at the 5:26 mark.

With the clock winding down in the fourth quarter and Auburn needing yet another stop to have one final possession, LSU converted a key 3rd-and-5 play as Mettenberger connected with Spencer Ware for a 33-yard gain into Auburn territory, effectively ending Auburn's hopes of a comeback.



Oct. 6, 2012 • ESPN2 • Jordan-Hare Stadium (85,813) • Auburn, Ala.

ARKANSAS	24
AUBURN	7

**GAME 5**

The Arkansas Razorbacks forced five Auburn turnovers and sacked Tiger quarterbacks eight times in a 24-7 Razorback win Saturday afternoon before 85,819 fans at Jordan-Hare Stadium.

The Razorbacks outgained the Tigers, 372-321, including a 130-40 advantage in rushing yards, yet Auburn had 22 first downs to Arkansas' 19. Auburn also matched a season-high with five turnovers and was unable to take advantage of Arkansas' two giveaways.

Emory Blake paced the Auburn offense with 10 catches for 118 yards and Auburn's only score. During the game, he hauled in his 100th career reception, becoming the eighth Auburn player to reach that mark, and now has 1,573 receiving yards for his career to move into a tie for 10th all-time at Auburn.

The Tigers used three quarterbacks for the first time this season. Kiehl Frazier earned the start and finished 9-of-14 for 118 yards and one interception, but was sacked four times in the game. Clint Moseley saw his first game action of the season, starting the second half and finishing 13-of-21 for 163 yards and a touchdown, but he also threw two picks and was sacked four times. Jonathan Wallace did not attempt a pass but rushed twice for 11 yards.

The Razorbacks struck first, taking their second possession of the game 80 yards in 10 plays, capped by a two-yard touchdown run from Dennis Johnson to take a 7-0 lead with just more than a minute left in the first quarter.

Arkansas took advantage of an Auburn turnover deep in Tiger territory midway through the second quarter and increased its lead to 10-0 on a 27-yard field goal from Zach Hocker with 6:33 to play in the half; the score would remain 10-0 at the half.

After neither team could generate much offense throughout the third quarter, Auburn mounted a 5-play, 68-yard scoring drive late in the period, cutting the deficit to 10-7 on a 21-yard touchdown pass from Moseley to Blake with 0:33 left. All five plays on the AU scoring drive went for positive yardage, including a 22-yard completion to Tre Mason and a 13-yard rush by Mike Blakely.

**SCORING SUMMARY**

Arkansas.....	7	3	0	14	—	24
Auburn.....	0	0	7	0	—	7

AR - Johnson 2-yard run (Hocker kick), 1:02, 1st  
AR - Hocker 27-yard field goal, 6:33, 2nd  
AU - Blake 21-yard pass from Moseley (Parkey kick), 0:33, 3rd  
AR - Herndon 26-yard pass from Mitchell (Hocker kick), 13:30, 4th  
AR - Johnson 2-yard run (Hocker kick), 8:20, 4th

**TEAM STATISTICS**

	AR	AU
First Downs	19	22
Rushes-Yards	30-116	32-40
Passing Yards	256	281
Comp-Att-Int	23-30-0	22-35-3
Total Plays-Yards	60-372	67-321
Punts-Avg.	5-51.0	6-37.7
Fumbles/Lost	3/2	2/2
Penalties-Yards	4-36	5-30
3rd Down Conv.	3-of-12	4-of-12
Time of Possession	28:55	31:05

**INDIVIDUAL STATISTICS**

**RUSHING:** (AR) - Johnson 17-76 (2 TD), Williams 6-34, Wilson 4-10, Davis 3-(-4); (AU) Blakely 7-38, Mason 6-32, McCalebb 7-24, Wallace 2-11, Prosch 1-3, Frazier 5-(-25), Moseley 4-(-43).  
**PASSING:** (AR) Wilson 22-29-0-230, Mitchell 1-1-0-26 (TD) (AU) Frazier 9-14-1-118, Moseley 13-21-2-163 (TD).  
**RECEIVING:** (AR) - Hamilton 7-86, Tate 4-44, Johnson 4-15, McKay 3-36, Wingo 2-19, Herndon 1-26 (TD), Wilson 1-23, Linton 1-7; (AU) Blake 10-118 (TD), Stallworth 2-40, Reed 2-37, McCalebb 2-16, Mason 1-22, Coates 1-16, Benton 1-14, Denson 1-12, Louis 1-4, Lutzenkirchen 1-2.

But Arkansas answered on its next possession, moving 75 yards in five plays and pushing the advantage back to 10 points on a trick play, resulting in a 26-yard touchdown pass from Brandon Mitchell to Javontee Herndon with 13:30 left in the game. It marked the first time this season that the Hogs scored in the second half of an SEC game.

Arkansas then put the game out of reach after Auburn's third turnover of the game gave the Razorbacks a short field. Seven plays and 40 yards later, Johnson went over left guard for his second touchdown of the day to make it 24-7 with 8:20 to play.

The Tigers put together two more drives into Arkansas territory, but two interceptions in the end zone late in the fourth quarter ended Auburn's comeback chances.

Oct. 13, 2012 • SECN • Vaught Hemingway Stadium (57,068) • Oxford, Miss.

AUBURN	20
OLE MISS	41

**GAME 6**

After Auburn scored 17 straight second quarter points, Ole Miss outscored Auburn 27-3 to run away with a 41-20 victory at Vaught-Hemingway Stadium on Saturday. Tre Mason rushed for two touchdowns and 82 yards on 18 carries for the Tigers while Clint Moseley threw for 118 yards on 11-of-18 passing.

Ole Miss (4-3, 1-2) opened the game's scoring on a toss sweep to running back Randall Mackey, who threw a 25-yard touchdown pass to quarterback Bo Wallace down the left sideline with 7:14 left in the first quarter.

On Auburn's next possession from its own 28, backup center Tunde Fariyike, who was filling in for injured starter Reese Dismukes, snapped the ball over Moseley's head and C.J. Johnson recovered it in the end zone for a touchdown and a 14-0 Ole Miss lead less than two minutes later.

Auburn (1-5, 0-4) bounced right back and drove 74 yards in 13 plays and 6:43 as it cut the lead in half on a Mason 1-yard touchdown run just over a minute into the second quarter. That marked the Tigers' longest scoring drive of the season in plays and time of possession.

Auburn's defense continued to hold Ole Miss after the Rebels' opening drive as the Tigers took over on the Ole Miss 48. Two plays later, Auburn tied it 14-14. On first down, it was a Leroy High to Leroy High connection as Moseley completed a 42-yard pass to Sammie Coates to the Ole Miss 6. Mason then ran in up the middle on the next play for a touchdown with 5:56 left in the half.

Cody Parkey then recovered his own inside kick at the Auburn 47 as Auburn continued to roll. That led to a career long-tying 46-yard field goal by Parkey as the Tigers took a 17-14 lead, their first of the day, with a minute remaining in the half.

However, the Rebels outscored the Tigers 27-3 the rest of the way.

Ole Miss drove down the field quickly and tied it on the last play of the half on a 28-yard field goal by Bryson Rose that ended Auburn's run of 17 consecutive points.

**SCORING SUMMARY**

Auburn.....	0	17	3	0	—	20
Miss. State.....	14	3	7	17	—	41

UM - Wallace 25-yard pass from Mackey (Rose kick), 7:14, 1st  
UM - Johnson 0-yard fumble return (Rose kick), 5:39, 1st  
AU - Mason 1-yard run (Parkey kick), 13:56, 2nd  
AU - Mason 6-yard run (Parkey kick), 5:56, 2nd  
AU - Parkey 46-yard field goal, 1:00, 2nd  
UM - Rose 28-yard field goal, 00:00, 2nd  
UM - Wallace 1-yard run (Rose kick), 13:53, 3rd  
AU - Parkey 31-yard field goal, 4:38, 3rd  
UM - Rose 39-yard field goal, 13:28, 4th  
UM - Scott 55-yard pass from Wallace (Rose kick), 5:02, 4th  
UM - Wallace 2-yard run (Rose kick), 3:26, 4th

**TEAM STATISTICS**

	AU	UM
First Downs	13	22
Rushes-Yards	41-101	42-200
Passing Yards	112	251
Comp-Att-Int	11-18-1	18-23-0
Total Plays-Yards	59-213	65-451
Punts-Avg.	7-46.7	4-41.0
Fumbles/Lost	1/1	0/0
Penalties-Yards	6-38	3-15
3rd Down Conv.	5-of-15	5-of-12
Time of Possession	34:20	25:40

**INDIVIDUAL STATISTICS**

**RUSHING:** (UM) - Scott 21-137, Wallace 15-39 (2 TD), Walton 2-16, Mackey 2-6, Mathers 1-4; (AU) Mason 18-82 (2 TD), McCalebb 8-31, Wallace 6-14, Prosch 1-4, Moseley 7-(-2).  
**PASSING:** (UM) Wallace 17-22-0, 226, (TD), Mackey 1-1-0, 25 (TD); (AU) Moseley 11-18-1, 112.  
**RECEIVING:** (MS) - Smith 5-46, Green 4-54 (2 TD), Bumphis 3-47 (TD), Perkins 3-17; (AU) Blake 4-38, Lutzenkirchen 2-9, Coates 1-42, Stallworth 1-10, Prosch 1-8, Reed 1-4, McCalebb 1-1.

Ole Miss had the ball to open the second half and Wallace completed a 45-yard pass to Ja-Mes Logan in triple coverage to the Auburn 1. That set up a Wallace touchdown run on the next play only 67 seconds into the second half as Ole Miss regained the lead 24-17 as the Rebels scored 10 points in a 2:07 span.

Auburn came back as Mason's 26-yard run to the Ole Miss 15 to set up Parkey's second field goal of the day, a 31-yarder that closed Auburn to within 24-20 with 4:38 to go in the third. Ole Miss answered with a 39-yard field goal by Rose to give the Rebels a 27-20 lead with 13:28 left in the game.

Ole Miss sealed the game with five minutes left on a 55-yard touchdown pass from Wallace to Jeff Scott to give the Rebels a 34-20 lead. On the play, Auburn's Ashton Richardson tackled Jeff Scott at the Auburn 42 but Scott rolled off and ran it in for the touchdown.

The Rebels intercepted a Moseley pass and took a 41-20 lead on 2-yard Wallace run, his second of the day, to cap the scoring.



# 2012 AUBURN FOOTBALL GAME NOTES

Perfect Seasons:  
1900, 1904, 1913, 1957, 1993, 2004, 2010  
National Champions:  
1957, 2010

Oct. 20, 2012 • SECN • Vanderbilt Stadium (40,350) • Nashville, Tenn.

**AUBURN 13**

**VANDERBILT 17**

## GAME 7

Senior Zac Stacy became Vanderbilt's all-time leading rusher as he gained 169 yards and a touchdown on 27 carries to lead Vanderbilt to a 17-13 victory over Auburn in Vanderbilt Stadium.

Vanderbilt (3-4, 2-3) took the opening kickoff and drove 75 yards in 16 plays to take a 7-0 lead on a 7-yard Wesley Tate touchdown run with 6:35 left. On the drive, the Commodores had two successful fourth down conversions.

Auburn (1-6, 0-5) recovered its second of three fumbles as Vanderbilt failed on a fake punt that was recovered by Ashton Richardson at the Commodore 36 yard line. On 3rd and goal from the 10, Clint Moseley threw behind a wide open Emory Blake in the end zone. Cody Parkey brought Auburn to within 7-3 on a 27-yard field goal with 8:10 left in the half.

The Tigers stopped the Commodores again on fourth down, this time with an inch to go from the Auburn 48 as McKinzy made a huge hit and tackle with just under four minutes to go in the half. The key play of Auburn's scoring drive came as Moseley threw a 24-yard strike to Blake on play action to the Vandy 6. Onterio McCalebb rushed it to the 1, and Tre Mason punched it in despite a shaky handoff to give Auburn its first lead of the game at 10-7 with 1:21 before halftime.

Vanderbilt quickly drove 65 yards in 11 plays as Carey Spear kicked a 30-yard field goal to tie the game 10-10 on the last play of the half.

The Commodores stopped the Tigers on the opening possession of the third quarter and scored on its second consecutive drive to take a 17-10 lead on Stacy's 2-yard run with 7:34 on the clock. Vanderbilt drove 85 yards in 7 plays in only 2:56.

Auburn had the beginnings of another good drive as Mason had a career-long 34-yard rush on a nice block by Patrick Miller to the Vanderbilt 40, but a pair of false start penalties and a 10-yard third down sack pushed Auburn back to its own 40. The Tigers punted the ball to the Commodores with less than a minute to go in the third.

Auburn took over on its own 49 with 14:01 left in the game. Parkey nailed his second field goal of the day, a 39-yarder, to make it a 17-13 Vanderbilt lead with 9:55 remaining.

Vanderbilt responded as Jordan Rodgers completed a 37-yard pass to a wide open Chris Boyd to the Auburn 38. The Commodores went for it on fourth down for the fifth time, needing three yards this time from the Auburn 31, and Gabe Wright tackled Stacy for a 7-yard loss. The Tigers took over on their own 38 with seven minutes left as they stopped Vanderbilt for the third time on fourth down.

Auburn had it 2nd and 2 from its own 45, but Mason had a rush for no gain and McCalebb lost two yards.

The Commodores took over on their own 19 with 4:41 remaining. On the first play, Stacy, a native of Centreville, Ala., and Bibb County High School alum, rushed it for 27 yards from the wildcat position to the Vanderbilt 41 to become Vanderbilt's all-time leading rusher with 2,647 yards.

Stacy fumbled at the Auburn 32 with 2:24 remaining. On 3rd and 2, Moseley completed an 18-yard pass to tight end C.J. Uzomah to the Vanderbilt 41 with 1:44 to go. Moseley was sacked on second down and Auburn's comeback threat was ended.

### SCORING SUMMARY

Auburn	0	10	0	3	—	13
Vanderbilt	7	3	7	0	—	17

VU - Tate 7-yard run (Spear kick), 6:35, 1st  
AU - Parkey 27-yard field goal, 8:10, 2nd  
AU - Mason 1-yard run (Parkey kick), 1:21, 2nd  
VU - Spear 30-yard field goal, 00:00, 2nd  
VU - Stacy 2-yard run (Fowler kick), 7:34, 3rd  
AU - Parkey 39-yard field goal, 9:55, 4th

### TEAM STATISTICS

	AU	VU
First Downs	13	19
Rushes-Yards	33-103	45-209
Passing Yards	109	173
Comp-Att-Int	15-21-0	15-26-0
Total Plays-Yards	54-212	71-382
Punts-Avg.	7-40.1	3-45.3
Fumbles/Lost	1/0	3/3
Penalties-Yards	4-30	5-35
3rd Down Conv.	2-of-12	5-of-15
Time of Possession	30:51	29:09

### INDIVIDUAL STATISTICS

**RUSHING:** (VU) Stacy 27-169 (TD), Rodgers 6-27, Tate 7-20 (TD), Kimbrow 2-3, Grady 1-(-2); (AU) Mason 16-85 (TD), McCalebb 8-39, Prosch 1-5, Wallace 3-(-5), Moseley 5-(-21).

**PASSING:** (VU) Rodgers 15-25-0, 173; (AU) Moseley 14-20-1, 98, Wallace 1-1-0, 11.

**RECEIVING:** (VU) Boyd 6-77, Matthews 3-46, Kentera 3-19, Stacy 2-24, Krause 1-7; (AU) Blake 4-47, Uzomah 2-23, Prosch 2-9, Bray 2-7, McCalebb 2-2, Louis 1-11, Reed 1-6, Mason 1-4.

Oct. 27, 2012 • ESPNU • Jordan-Hare Stadium (85,119) • Auburn, Ala.

**#22 TEXAS A&M 63**

**AUBURN 21**

## GAME 8

True freshman quarterback Jonathan Wallace connected on touchdown passes to C.J. Uzomah and Emory Blake and threw for 122 yards but it wasn't enough to overcome No. 21/22 Texas A&M's 672 yards of total offense as the Auburn football team fell to 1-7, 0-6 SEC with a 63-21 loss on Saturday night at Jordan-Hare Stadium in Auburn.

Both of Wallace's touchdown tosses covered 27 yards and both came in the third quarter after Auburn went down 49-7 at the half. Auburn's lone score in the first half was a Tre Mason one-yard run on Auburn's first possession of the second quarter, Mason's fifth scoring run in the last four contests.

Wallace finished the night 6-for-9 from the pocket and also ran for 71 yards on 13 attempts while Mason rushed 12 times for 80 yards and his fifth touchdown of the season.

Texas A&M (6-2, 3-2 SEC) quarterback Johnny Manziel threw for 260 yards on 16-for-23 passing with two touchdowns and also ran for 90 yards and three touchdowns on nine carries.

Emory Blake finished the night with five catches for 106 yards and moved into fifth in the Auburn record books with his 16th receiving touchdown catch. Uzomah, making his first start at tight end, had three catches for 90 yards.

Leading tacklers for Auburn were safety Demetruce McNeal (10 tackles), safety Jermaine Whitehead (8 tackles) and linebacker Jake Holland (7 tackles).

### SCORING SUMMARY

Texas A&M	21	21	14	7	—	63
Auburn	0	7	14	0	—	21

TAMU - Swope 16-yard pass from Manziel (Bertolet kick), 11:18, 1st  
TAMU - Manziel 6-yard run (Bertolet kick), 5:38, 1st  
TAMU - Swope 19-yard pass from Manziel (Bertolet kick), 2:02, 1st  
TAMU - Michael 34-yard run (Bertolet kick), 13:45, 2nd  
AU - Mason 1-yard run (Parkey kick), 9:10, 2nd  
TAMU - Manziel 2-yard run (Bertolet kick), 5:22, 2nd  
TAMU - Malena 7-yard run (Bertolet kick), 1:25, 2nd  
TAMU - Manziel 20-yard run (Bertolet kick), 12:03, 3rd  
AU - Uzomah 27-yard pass from Wallace (Parkey kick), 9:47, 3rd  
TAMU - Williams 1-yard run (Bertolet kick), 4:31, 3rd  
AU - Blake 27-yard pass from Wallace (Parkey kick), 1:33, 3rd  
TAMU - Kennedy 2-yard pass from Showers (Lambo kick), 6:27, 4th

### TEAM STATISTICS

	TAMU	AU
First Downs	34	18
Rushes-Yards	48-352	34-124
Passing Yards	319	211
Comp-Att-Int	24-33-0	12-21-0
Total Plays-Yards	81-671	55-335
Punts-Avg.	1-40.0	6-40.3
Fumbles/Lost	0/0	1/0
Penalties-Yards	3-27	6-35
3rd Down Conv.	9-of-11	2-of-10
Time of Possession	30:38	29:22

### INDIVIDUAL STATISTICS

**RUSHING:** (TAMU) - Williams 19-109 (TD), Manziel 9-90 (3 TD), Michael 9-75 (TD), Malena 7-63 (TD), Showers 2-9, Kennedy 1-7; (AU) - Mason 12-80 (TD), Wallace 13-71, McCalebb 1-8, Louis 2-2, Moseley 1-(-8), Frazier 4-(-19).

**PASSING:** (TAMU) - Manziel 16-23-0, 260 (2 TD), Showers 8-8-0, 59, (TD), Joeckel 0-2-0; (AU) - Frazier 6-11-0, 89, Wallace 6-9-0, 122, (2 TD), Moseley 0-1-0.

**RECEIVING:** (TAMU) - Swope 6-140 (2 TD), Evans 5-80, Kennedy 3-25 (TD), Williams 3-24, Nwachukwu 2-14, Johnson 2-9, Holmes 1-12, Walker 1-9, Malena 1-6; (AU) Blake 5-106 (TD), Uzomah 3-90 (TD), Reed 2-9, Stallworth 1-5, Prosch 1-1.

SEC Champions:  
1957, 1983, 1987, 1988, 1989, 2004, 2010  
SEC West Champions:  
1997, 2000, 2001, 2002, 2004, 2005, 2010

## 2012 AUBURN FOOTBALL GAME NOTES



### 2012 STATISTICS

RECORD.....	OVERALL	HOME	AWAY	NEUTRAL
ALL GAMES.....	1-7-0	1-3-0	0-3-0	0-1-0
SEC GAMES.....	0-6-0	0-3-0	0-3-0	0-0-0
NON-CONFERENCE.....	1-1-0	1-0-0	0-0-0	0-1-0

DATE .....	OPPONENT	W/L	SCORE	ATTEND
9/1/2012.....	vs. #14 Clemson	L	19-26	75,211
9/8/2012.....	at Mississippi State*	L	10-28	56,111
9/15/2012.....	LOUISIANA-MONROE	(OT) W	31-28	85,214
9/22/2012.....	#2 LSU	L	10-12	86,721
10/6/2012.....	ARKANSAS	L	7-24	85,813
10/13/2012.....	at Ole Miss	L	20-41	57,068
10/20/2012.....	at Vanderbilt	L	13-17	40,350
10/27/2012.....	#22 TEXAS A&M	L	21-63	85,119
11/3/2012.....	NEW MEXICO STATE			
11/10/2012.....	GEORGIA			
11/17/2012.....	ALABAMA A&M			
11/24/2012.....	at Alabama			

RUSHING.....	GP	Att	Gain	Loss	Net	Avg	TD	Long	Avg/G
Tre Mason.....	8	105	575	21	554	5.3	5	34	69.2
Onterio McCalebb.....	8	66	396	56	340	5.2	2	43	42.5
Mike Blakely.....	4	22	118	4	114	5.2	0	20	28.5
Jonathan Wallace.....	5	27	121	15	106	3.9	0	12	21.2
Jay Prosch.....	8	3	12	0	12	4.0	0	5	1.5
Ricardo Louis.....	7	2	2	0	2	1.0	0	2	0.3
Quan Bray.....	7	1	0	1	-1	-1.0	0	0	-0.1
Kiehl Frazier.....	6	40	82	110	-28	-0.7	0	12	-4.7
TEAM.....	6	5	0	45	-45	-9.0	0	0	-7.5
Clint Moseley.....	4	17	13	87	-74	-4.4	0	9	-18.5
<b>Total.....</b>	<b>8</b>	<b>288</b>	<b>1319</b>	<b>339</b>	<b>980</b>	<b>3.4</b>	<b>7</b>	<b>43</b>	<b>122.5</b>
<b>Opponents.....</b>	<b>8</b>	<b>338</b>	<b>1870</b>	<b>160</b>	<b>1710</b>	<b>5.1</b>	<b>16</b>	<b>68</b>	<b>213.8</b>

PASSING.....	G	Effic	Cmp-Att-Int	Pct	Yds	TD	Lng	Avg/G
Kiehl Frazier.....	6	101.62	62-114-8	54.4	753	2	54	125.5
Clint Moseley.....	4	111.05	38-60-3	63.3	373	1	42	93.2
Jonathan Wallace.....	5	247.72	7-10-0	70.0	133	2	27	26.6
Quan Bray.....	7	707.20	1-1-0	100.0	33	1	33	4.7
<b>Total.....</b>	<b>8</b>	<b>115.85</b>	<b>108-185-11</b>	<b>58.4</b>	<b>1292</b>	<b>6</b>	<b>54</b>	<b>161.5</b>
<b>Opponents.....</b>	<b>8</b>	<b>144.91</b>	<b>168-251-1</b>	<b>66.9</b>	<b>1843</b>	<b>13</b>	<b>55</b>	<b>230.4</b>

RECEIVING.....	G	No.	Yds	Avg	TD	Long	Avg/G
Emory Blake.....	8	35	531	15.2	3	54	66.4
Philip Lutzenkirchen.....	6	15	139	9.3	0	38	23.2
Quan Bray.....	7	13	89	6.8	0	16	12.7
Onterio McCalebb.....	8	12	40	3.3	0	13	5.0
Trovan Reed.....	8	7	73	10.4	0	31	9.1
C.J. Uzomah.....	8	5	113	22.6	1	38	14.1
Travante Stallworth.....	8	5	63	12.6	0	22	7.9
Sammie Coates.....	8	4	92	23.0	1	42	11.5
Jay Prosch.....	8	4	18	4.5	0	8	2.2
Tre Mason.....	8	3	60	20.0	0	34	7.5
Ricardo Louis.....	7	2	15	7.5	0	11	2.1
Kiehl Frazier.....	6	1	33	33.0	1	33	5.5
DeAngelo Benton.....	6	1	14	14.0	0	14	2.3
Jaylon Denson.....	8	1	12	12.0	0	12	1.5
<b>Total.....</b>	<b>8</b>	<b>108</b>	<b>1292</b>	<b>12.0</b>	<b>6</b>	<b>54</b>	<b>161.5</b>
<b>Opponents.....</b>	<b>8</b>	<b>168</b>	<b>1843</b>	<b>11.0</b>	<b>13</b>	<b>55</b>	<b>230.4</b>

TEAM STATISTICS.....	AU.....	OPP.....
SCORING.....	131	239
Points Per Game.....	16.4	29.9
FIRST DOWNS.....	126	187
Rushing.....	64	89
Passing.....	57	84
Penalty.....	5	14
RUSHING YARDAGE.....	980	1710
Yards gained rushing.....	1319	1870
Yards lost rushing.....	339	160
Rushing Attempts.....	288	338
Average Per Rush.....	3.4	5.1
Average Per Game.....	122.5	213.8
TDs Rushing.....	7	16
PASSING YARDAGE.....	1292	1843
Comp-Att-Int.....	108-185-11	168-251-1
Average Per Pass.....	7.0	7.3
Average Per Catch.....	12.0	11.0
Average Per Game.....	161.5	230.4
TDs Passing.....	6	13
TOTAL OFFENSE.....	2272	3553
Total Plays.....	473	589
Average Per Play.....	4.8	6.0
Average Per Game.....	284.0	444.1
KICK RETURNS: #-Yards.....	20-497	11-187
PUNT RETURNS: #-Yards.....	12-69	4-4
INT RETURNS: #-Yards.....	1-12	11-117
KICK RETURN AVERAGE.....	24.9	17.0
PUNT RETURN AVERAGE.....	5.8	1.0
INT RETURN AVERAGE.....	12.0	10.6
FUMBLES-LOST.....	13-8	10-8
PENALTIES-Yards.....	46-340	37-304
Average Per Game.....	42.5	38.0
PUNTS-Yards.....	48-1967	34-1464
Average Per Punt.....	41.0	43.1
Net punt average.....	39.6	39.9
KICKOFFS-Yards.....	31-2031	45-2807
Average Per Kick.....	65.5	62.4
Net kick average.....	49.3	38.6
TIME OF POSSESSION/Game.....	28:43	30:29
3RD-DOWN Conversions.....	27/99	46/116
3rd-Down Pct.....	27%	40%
4TH-DOWN Conversions.....	2/6	8/14
4th-Down Pct.....	33%	57%
SACKS BY-Yards.....	14-85	29-190
MISC YARDS.....	7	0
TOUCHDOWNS SCORED.....	14	30
FIELD GOALS-ATTEMPTS.....	11-13	9-18
ON-SIDE KICKS.....	1-1	0-0
RED-ZONE SCORES.....	(15-19) 79%	(30-36) 83%
RED-ZONE TOUCHDOWNS.....	(6-19) 32%	(22-36) 61%
PAT-ATTEMPTS.....	(14-14) 100%	(30-30) 100%
ATTENDANCE.....	342867	153529
Games/Avg Per Game.....	4/85717	3/51176
Neutral Site Games.....		1/75211

SCORE BY QUARTERS.....	1st	2nd	3rd	4th	OT	Total
Auburn.....	21	57	44	6	3	131
Opponents.....	68	54	48	69	0	239



# 2012 AUBURN FOOTBALL GAME NOTES

Perfect Seasons:  
1900, 1904, 1913, 1957, 1993, 2004, 2010  
National Champions:  
1957, 2010

## 2012 STATISTICS

PUNT RETURNS.....	No.	Yds	Avg	TD	Long
Quan Bray.....	10	44	4.4	0	18
Trovon Reed.....	2	25	12.5	0	15
<b>Total.....</b>	<b>12</b>	<b>69</b>	<b>5.8</b>	<b>0</b>	<b>18</b>
<b>Opponents.....</b>	<b>4</b>	<b>4</b>	<b>1.0</b>	<b>0</b>	<b>7</b>

INTERCEPTIONS.....	No.	Yds	Avg	TD	Long
Daren Bates.....	1	12	12.0	0	12
<b>Total.....</b>	<b>1</b>	<b>12</b>	<b>12.0</b>	<b>0</b>	<b>12</b>
<b>Opponents.....</b>	<b>11</b>	<b>117</b>	<b>10.6</b>	<b>0</b>	<b>38</b>

KICK RETURNS.....	No.	Yds	Avg	TD	Long
Onterio McCalebb.....	14	349	24.9	1	100
Tre Mason.....	3	79	26.3	0	32
C.J. Uzomah.....	1	38	38.0	0	38
Craig Sanders.....	1	10	10.0	0	10
Quan Bray.....	1	21	21.0	0	21
<b>Total.....</b>	<b>20</b>	<b>497</b>	<b>24.9</b>	<b>1</b>	<b>100</b>
<b>Opponents.....</b>	<b>11</b>	<b>187</b>	<b>17.0</b>	<b>0</b>	<b>25</b>

FUMBLE RETURNS.....	No.	Yds	Avg	TD	Long
<b>Total.....</b>	<b>0</b>	<b>0</b>	<b>0.0</b>	<b>0</b>	<b>0</b>
<b>Opponents.....</b>	<b>1</b>	<b>4</b>	<b>4.0</b>	<b>0</b>	<b>4</b>

SCORING.....	TD	PATs							Points
		FGs	Kick	Rush	Rcv	Pass	DXP	Saf	
Cody Parkey.....	0	11-13	14-14	0-0	0	0-0	0	0	47
Tre Mason.....	5	0-0	0-0	0-0	0	0-0	0	0	30
Onterio McCalebb.....	3	0-0	0-0	0-0	0	0-0	0	0	18
Emory Blake.....	3	0-0	0-0	0-0	0	0-0	0	0	18
Kiehl Frazier.....	1	0-0	0-0	0-0	0	0-0	0	0	6
C.J. Uzomah.....	1	0-0	0-0	0-0	0	0-0	0	0	6
Sammie Coates.....	1	0-0	0-0	0-0	0	0-0	0	0	6
<b>Total.....</b>	<b>14</b>	<b>11-13</b>	<b>14-14</b>	<b>0-0</b>	<b>0</b>	<b>0-0</b>	<b>0</b>	<b>0</b>	<b>131</b>
<b>Opponents.....</b>	<b>30</b>	<b>9-18</b>	<b>30-30</b>	<b>0-0</b>	<b>0</b>	<b>0-0</b>	<b>0</b>	<b>1</b>	<b>239</b>

TOTAL OFFENSE.....	G	Plays	Rush	Pass	Total	Avg/G
Kiehl Frazier.....	6	154	-28	753	725	120.8
Tre Mason.....	8	105	554	0	554	69.2
Onterio McCalebb.....	8	66	340	0	340	42.5
Clint Moseley.....	4	77	-74	373	299	74.8
Jonathan Wallace.....	5	37	106	133	239	47.8
Mike Blakely.....	4	22	114	0	114	28.5
Quan Bray.....	7	2	-1	33	32	4.6
Jay Prosch.....	8	3	12	0	12	1.5
Ricardo Louis.....	7	2	2	0	2	0.3
<b>TEAM.....</b>	<b>6</b>	<b>5</b>	<b>-45</b>	<b>0</b>	<b>-45</b>	<b>-7.5</b>
<b>Total.....</b>	<b>8</b>	<b>473</b>	<b>980</b>	<b>1292</b>	<b>2272</b>	<b>284.0</b>
<b>Opponents.....</b>	<b>8</b>	<b>589</b>	<b>1710</b>	<b>1843</b>	<b>3553</b>	<b>444.1</b>

FIELD GOALS.....	FGM-FGA	Pct	01-19	20-29	30-39	40-49	50-99	Lg	Blk
Cody Parkey.....	11-13	84.6	0-0	3-3	5-5	3-5	0-0	46	0

FG SEQUENCE	Auburn	OPPONENTS
Clemson.....	(37),(46),(27),(36)	(24),(40),55,(37),(18)
Mississippi State.....	(23)	36, 43
Louisiana-Monroe.....	(35)	31, 37
LSU.....	(40)	(30),34
Arkansas.....	49	26,(27),50
Ole Miss.....	(46),(31)	(28),(39)
Vanderbilt.....	(27),(39)	(30)
Texas A&M.....	48	48
New Mexico State.....		
Georgia.....		
Alabama A&M.....		
Alabama.....		

Numbers in (parentheses) indicate field goal was made.

PUNTING.....	No.	Yds	Avg	Long	TB	FC	I20	Blkd
Steven Clark.....	48	1967	41.0	54	3	23	12	0
<b>Total.....</b>	<b>48</b>	<b>1967</b>	<b>41.0</b>	<b>54</b>	<b>3</b>	<b>23</b>	<b>12</b>	<b>0</b>
<b>Opponents.....</b>	<b>34</b>	<b>1464</b>	<b>43.1</b>	<b>70</b>	<b>2</b>	<b>13</b>	<b>11</b>	<b>0</b>

KICKOFFS.....	No.	Yds	Avg	TB	OB	Retn	Net	YdLn
Cody Parkey.....	31	2031	65.5	20	0			
<b>Total.....</b>	<b>31</b>	<b>2031</b>	<b>65.5</b>	<b>20</b>	<b>0</b>	<b>187</b>	<b>43.4</b>	<b>21</b>
<b>Opponents.....</b>	<b>45</b>	<b>2807</b>	<b>62.4</b>	<b>23</b>	<b>0</b>	<b>497</b>	<b>38.6</b>	<b>26</b>

ALL PURPOSE.....	G	Rush	Rec	PR	KOR	IR	Tot	Avg/G
Onterio McCalebb.....	8	340	40	0	349	0	729	91.1
Tre Mason.....	8	554	60	0	79	0	693	86.6
Emory Blake.....	8	0	531	0	0	0	531	66.4
Quan Bray.....	7	-1	89	44	21	0	153	21.9
C.J. Uzomah.....	8	0	113	0	38	0	151	18.9
Philip Lutzenkirchen.....	6	0	139	0	0	0	139	23.2
Mike Blakely.....	4	114	0	0	0	0	114	28.5
Jonathan Wallace.....	5	106	0	0	0	0	106	21.2
Trovon Reed.....	8	0	73	25	0	0	98	12.2
Sammie Coates.....	8	0	92	0	0	0	92	11.5
Travante Stallworth.....	8	0	63	0	0	0	63	7.9
Jay Prosch.....	8	12	18	0	0	0	30	3.8
Ricardo Louis.....	7	2	15	0	0	0	17	2.4
DeAngelo Benton.....	6	0	14	0	0	0	14	2.3
Daren Bates.....	8	0	0	0	0	12	12	1.5
Jaylon Denson.....	8	0	12	0	0	0	12	1.5
Craig Sanders.....	8	0	0	0	10	0	10	1.2
Kiehl Frazier.....	6	-28	33	0	0	0	5	0.8
<b>TEAM.....</b>	<b>6</b>	<b>-45</b>	<b>0</b>	<b>0</b>	<b>0</b>	<b>0</b>	<b>-45</b>	<b>-7.5</b>
Clint Moseley.....	4	-74	0	0	0	0	-74	-18.5
<b>Total.....</b>	<b>8</b>	<b>980</b>	<b>1292</b>	<b>69</b>	<b>497</b>	<b>12</b>	<b>2850</b>	<b>356.2</b>
<b>Opponents.....</b>	<b>8</b>	<b>1710</b>	<b>1843</b>	<b>4</b>	<b>187</b>	<b>117</b>	<b>3861</b>	<b>482.6</b>

SEC Champions:  
1957, 1983, 1987, 1988, 1989, 2004, 2010  
SEC West Champions:  
1997, 2000, 2001, 2002, 2004, 2005, 2010

## 2012 AUBURN FOOTBALL GAME NOTES



### 2012 DEFENSIVE STATISTICS

DEFENSIVE LEADERS	-----Tackles-----			Total	-Sacks-		-----Pass Def-----			---Fumbles---		Blkd	Rcv-Yds	FF	Kick	Saf
	GP	Solo	Ast		TFL/Yds	No-Yards	Int-Yds	BrUp	QBH							
25 Daren Bates.....	8	32	48	80	5.5-15	2.0-11	1-12	3	4	1-0	.	.	.	.	.	.
12 Demetruce McNeal.....	8	39	35	74	5.0-17	.	.	1	1	.	.	.	.	.	.	.
9 Jermaine Whitehead.....	8	33	34	67	2.0-6	1.0-5	.	5	.	1-0	.	.	.	.	.	.
5 Jake Holland.....	8	22	33	55	1.5-3	.	.	2	5	.	.	.	.	.	.	.
6 Jonathon Mincy.....	8	31	14	45	4.0-26	1.0-12	.	3	.	.	1	.	.	.	.	.
11 Chris Davis.....	6	18	16	34	1.0-1	.	.	2	.	.	.	.	.	.	.	.
55 Corey Lemonier.....	8	14	10	24	5.0-29	5.0-29	.	.	8	1-0	1	1	.	.	.	.
95 Dee Ford.....	7	12	8	20	2.5-15	2.0-14	.	1	5	.	.	.	.	.	.	.
15 Joshua Holsey.....	8	11	6	17	1.0-2	.	.	3	.	.	.	.	.	.	.	.
22 T'Sharvan Bell.....	8	10	7	17	.	.	.	3	.	1-0	.	.	.	.	.	.
30 Cassanova McKinzy.....	5	8	7	15	0.5-1	.	.	.	1	1-0	1	.	.	.	.	.
98 Angelo Blackson.....	8	7	8	15	4.0-5	.	.	1	1	1-0	2	2	.	.	.	.
24 Ryan Smith.....	2	8	6	14	.	.	.	.	1	.	.	.	.	.	.	.
92 Kenneth Carter.....	8	7	7	14	1.0-1	.	.	.	3	.	.	.	.	.	.	.
94 Nosa Eguae.....	8	8	4	12	2.0-3	1.0-2	.	.	2	.	.	.	.	.	.	.
21 Jonathan Jones.....	8	7	5	12	.	.	.	1	.	.	.	.	.	.	.	.
19 Ryan White.....	8	7	4	11	.	.	.	.	.	.	.	.	.	.	.	.
35 Jonathan Evans.....	8	7	4	11	0.5-0	.	.	.	2	.	.	.	.	.	.	.
26 Justin Garrett.....	5	4	6	10	0.5-0	.	.	.	.	.	1	.	.	.	.	.
31 Trent Fisher.....	8	6	3	9	.	.	.	.	.	.	.	.	.	.	.	.
13 Craig Sanders.....	8	6	3	9	1.5-3	.	.	.	.	.	.	.	.	.	.	.
14 Erique Florence.....	6	6	2	8	1.0-2	.	.	.	.	.	.	.	.	.	.	.
54 Jeffrey Whitaker.....	6	3	5	8	0.5-1	.	.	.	2	1-0	.	.	.	.	.	.
10 LaDarius Owens.....	8	1	3	4	0.5-1	.	.	.	.	.	.	.	.	.	.	.
90 Gabe Wright.....	8	2	2	4	2.0-9	1.0-6	.	2	4	.	.	.	.	.	.	.
56 Ashton Richardson.....	8	2	2	4	1.0-6	1.0-6	.	.	.	1-0	.	.	.	.	.	.
27 Robensen Therezie.....	7	3	.	3	1.0-2	.	.	.	.	.	.	.	.	.	.	.
21 Tre Mason.....	8	2	.	2	.	.	.	.	.	.	.	.	.	.	.	.
16 Ikeem Means.....	8	.	2	2	.	.	.	.	.	.	.	.	.	.	.	.
85 Travante Stallworth.....	8	2	.	2	.	.	.	.	.	.	.	.	.	.	.	.
96 Devaunte Sigler.....	5	1	1	2	.	.	.	.	.	.	.	.	.	.	.	.
5 Ricardo Louis.....	7	2	.	2	.	.	.	.	.	.	.	.	.	.	.	.
74 Jamar Travis.....	8	.	1	1	0.5-1	.	.	.	.	.	.	.	.	.	.	.
23 Onterio McCalebb.....	8	1	.	1	.	.	.	.	.	.	.	.	.	.	.	.
<b>Total.....</b>	<b>8</b>	<b>322</b>	<b>286</b>	<b>608</b>	<b>44-149</b>	<b>14-85</b>	<b>1-12</b>	<b>27</b>	<b>39</b>	<b>8-0</b>	<b>6</b>	<b>3</b>	<b>.</b>	<b>.</b>	<b>.</b>	<b>.</b>
<b>Opponents.....</b>	<b>8</b>	<b>294</b>	<b>206</b>	<b>500</b>	<b>70.0-297</b>	<b>29-190</b>	<b>11-117</b>	<b>14</b>	<b>28</b>	<b>8-4</b>	<b>8</b>	<b>.</b>	<b>.</b>	<b>.</b>	<b>.</b>	<b>1</b>

### SPECIAL TEAMS TACKLES

SPECIAL TEAMS	-----Tackles-----		
	Solo	Ast	Total
5 Ricardo Louis.....	2	0	2
13 Craig Sanders.....	2	0	2
21 Jonathan Jones.....	1	1	2
16 Ikeem Means.....	0	2	2
22 T'Sharvan Bell.....	1	0	1
35 Jonathan Evans.....	1	0	1
31 Trent Fisher.....	1	0	1
15 Joshua Holsey.....	1	0	1
12 Demetruce McNeal.....	1	0	1
85 Travante Stallworth.....	1	0	1

SPECIAL TEAMS	-----Tackles-----		
	Solo	Ast	Total
27 Robensen Therezie.....	0	1	1
19 Ryan White.....	0	1	1



2012 SCORING DRIVES

Plays	Yards	TOP	Qtr	Scoring Play
<b>CLEMSON</b>				
4	75	1:44	1	E. Blake 54-yard pass from K. Frazier
12	55	6:02	2	C. Parkey 37-yard field goal
7	32	3:04	3	C. Parkey 46-yard field goal
10	65	3:44	3	C. Parkey 27-yard field goal
6	16	2:03	4	C. Parkey 36-yard field goal
<b>MISSISSIPPI STATE</b>				
12	33	6:07	2	C. Parkey 23-yard field goal
--	100	--	3	O. McCalebb 100-yard kickoff return
<b>LOUISIANA-MONROE</b>				
5	76	2:16	1	O. McCalebb 27-yard run
4	75	1:34	2	K. Frazier 33-yard pass from Q. Bray
3	38	0:22	2	S. Coates 33-yard pass from K. Frazier
11	65	4:20	3	T. Mason 1-yard run
3	7	---	OT	C. Parkey 35-yard field goal
<b>LSU</b>				
3	26	1:02	1	O. McCalebb 4-yard run
9	42	5:05	2	C. Parkey 40-yard field goal
<b>ARKANSAS</b>				
5	68	2:13	3	E. Blake 21-yard pass from C. Moseley
<b>OLE MISS</b>				
13	74	6:43	2	T. Mason 1-yard run
2	48	0:35	2	T. Mason 6-yard run
8	24	4:56	2	C. Parkey 46-yard field goal
10	51	4:55	3	C. Parkey 31-yard field goal
<b>VANDERBILT</b>				
8	27	3:46	2	C. Parkey 27-yard field goal
5	52	2:22	2	T. Mason 1-yard run
8	30	4:06	4	C. Parkey 39-yard field goal

Plays	Yards	TOP	Qtr	Scoring Play
<b>TEXAS A&amp;M</b>				
9	82	4:35	2	T. Mason 1-yard run
4	74	2:16	3	C. Uzomah 27-yard pass from J. Wallace
6	75	2:58	3	E. Blake 27-yard pass from J. Wallace

Average Scoring Drive: Plays: 7.1 Yards: 52.4 Time: 3:20

MISCELLANEOUS STATISTICS

Average Time of Possession (by Quarter)

	1	2	3	4	Total
AUBURN.....	6:03	8:15	7:55	6:29	28:42
Opponents.....	8:57	6:45	7:05	7:41	30:28

Third Down Conversions (by Quarter)

	1	2	3	4/OT	Total
AUBURN .....	6-20	7-25	6-24	8-30	27-99
Pct.....	30.0%	28.0%	25.0%	26.7%	27.3%
Opponents .....	17-31	12-31	6-24	11-30	46-116
Pct.....	54.8%	38.7%	25.0%	36.7%	39.7%

Third Down Conversions (by Yardage)

	Yards to go	1-3	4-6	7-10	11+	Total
AUBURN .....	15 of 22	6 of 18	5 of 28	1 of 31	27 of 99	
Pct.....	68.2%	33.3%	17.9%	3.2%	27.3%	
Opponents .....	24 of 41	11 of 28	10 of 33	1 of 14	46 of 116	
Pct.....	58.5%	39.3%	30.3%	7.1%	39.7%	

Red Zone

AU Scores/Times in Red Zone: 15/19 (.789)  
 AU TDs/Times in Red Zone: 6/19 (.316)  
 Scores (15): 6 TD, 9 FG  
 Non-Scores (4): 0 Half, 1 FGA, 2 INT, 1 Fumble, 0 Downs, 0 Half  
 Opp. Scores/Times in Red Zone: 30/36 (.833)  
 Opp. TDs/Times in Red Zone: 22/36 (.611)  
 Scores (30): 22 TD, 8 FG  
 Non-Scores (6): 0 INT, 5 FGA, 1 Fumble, 0 Downs, 0 Half

Turnovers

Takeaways — 9, Giveaways — 19  
 Difference — -10  
 Points Off TOs — AU 16, Opp. 44  
 Points Off TOs/Game — AU 2.0, Opp. 5.5

Kickoffs

Kickoffs — 31  
 Parkey — 31 KO, 20 TB, 0 OB  
 Touchbacks — 20  
 Out of Bounds — 0  
 Opp. Returns — 11 for 187 yards (17.0)  
 On-side kicks — 1-for-1



**SEC Champions:**  
1957, 1983, 1987, 1988, 1989, 2004, 2010  
**SEC West Champions:**  
1997, 2000, 2001, 2002, 2004, 2005, 2010

## 2012 AUBURN FOOTBALL GAME NOTES



### 2012 GAME-BY-GAME TEAM STATISTICS

Game	Score	Tot	First Downs Ru-Pa-Pe	Rushing No-Yds-TD	Passing C-A-I	Yds	TD	Total Off. Pl-Yds	Punts No-Avg	Fum. F/L	Penalties No-Yds	3rd Dns	Time of Poss
Clemson vs. Auburn	26 19	28 17	17-10-1 9-8-0	52-320-1 37-180-0	24-35-1 11-27-1	208 194	1 1	87-528 64-374	3-38.3 3-39.3	1/0 3/1	6-30 6-38	8-17 4-13	31:45 28:15
Auburn at Mississippi State	10 28	15 23	5-8-2 10-11-2	39-91-0 36-166-1	13-22-3 20-29-0	125 222	0 3	61-216 65-388	6-40.8 5-40.0	2/2 1/1	7-57 5-61	2-12 1-10	29:19 30:41
Louisiana-Monroe at Auburn	28 31	27 19	6-16-5 12-6-1	41-165-1 42-255-2	29-48-0 11-19-1	245 163	3 2	89-410 61-418	5-43.2 6-40.2	0/0 1/1	2-20 7-65	9-21 6-13	34:45 40:15
LSU at Auburn	12 10	15 9	8-6-1 5-4-0	44-182-1 30-86-1	15-27-0 13-22-2	169 97	0 0	71-351 52-183	8-42.2 7-41.0	2/2 2/1	9-80 5-37	6-18 2-12	33:11 26:49
Arkansas at Auburn	24 7	19 22	7-11-1 6-15-1	32-130-2 32-40-0	21-28-0 22-35-3	242 281	1 1	60-372 67-321	4-51.5 6-30.8	3/2 2/2	4-36 5-30	3-12 4-12	28:55 31:05
Auburn at Ole Miss	20 41	13 22	9-4-0 10-11-1	41-101, 2 42-200, 2	11-18-1 18-23-0	112 151	0 2	59-213 65-451	7-46.7 4-41.0	1/1 0/0	6-38 3-15	5-15 5-12	34:20 25:40
Auburn at Vanderbilt	13 17	13 19	8-4-1 10-7-2	33-103, 1 45-209, 2	15-21-0 15-26-0	109 173	0 0	54-212 71-382	7-40.1 3-45.3	1/0 3/3	4-40 5-35	2-12 5-15	30:51 29:09
Texas A&M at Auburn	63 21	34 18	21-12-1 10-8-0	48-352, 6 34, 124, 1	24-33-0 12-21-0	319 211	3 2	81-671 55-335	6-40.3 1-40.0	0/0 0/0	3-27 6-35	9-11 2-10	30:38 29:22
New Mexico State at Auburn													
Georgia at Auburn													
Alabama A&M at Auburn													
Auburn at Alabama													

### STARTING LINEUPS

OFFENSE	QB	RB	FB/RB/WR	WR	WR/TE	TE	LT	LG	C	RG	RT
vs. Clemson	Frazier	McCalebb	Prosch	Blake	Fulse (TE)	Lutzenkirchen	Robinson	Sullen	Fariyike	Slade	A. Young
at Mississippi State	Frazier	McCalebb	Stallworth (WR)	Blake	Fulse (TE)	Lutzenkirchen	Robinson	Sullen	Dismukes	Slade	A. Young
LOUISIANA-MONROE	Frazier	McCalebb	Stallworth (WR)	Blake	Bray	Lutzenkirchen	Robinson	Sullen	Dismukes	Slade	A. Young
LSU	Frazier	McCalebb	Stallworth (WR)	Blake	Fulse (TE)	Lutzenkirchen	Robinson	Sullen	Dismukes	Slade	Miller
ARKANSAS	Frazier	McCalebb	Mason (RB)	Blake	Stallworth	Lutzenkirchen	Robinson	Sullen	Dismukes	Slade	Miller
at Ole Miss	Moseley	Mason	Prosch	Blake	Stallworth	Lutzenkirchen	Robinson	Sullen	Fariyike	Slade	Miller
at Vanderbilt	Moseley	Mason	Prosch	Blake	Denson	Fulse	Robinson	Sullen	Dismukes	Slade	Miller
TEXAS A&M	Moseley	Mason	Prosch	Blake	Uzomah	Fulse	Robinson	Sullen	Dismukes	Slade	Miller
NEW MEXICO STATE											
GEORGIA											
ALABAMA A&M											
at Alabama											

DEFENSE	DE	DT	DT	DE	LB	LB	LB/CB	CB	CB	SS	FS
vs. Clemson	Lemonier	Whitaker	Blackson	Ford	Bates	Holland	Evans (LB)	Davis	White	Whitehead	Smith
at Mississippi State	Lemonier	Whitaker	Blackson	Ford	Bates	Holland	Bell	Davis	Mincy	Whitehead	McNeal
LOUISIANA-MONROE	Lemonier	Whitaker	Blackson	Ford	Bates	Holland	Bell	Davis	Mincy	Whitehead	Fisher
LSU	Lemonier	Whitaker	Blackson	Ford	Bates	Holland	Evans (LB)	Davis	Mincy	Whitehead	McNeal
ARKANSAS	Lemonier	Whitaker	Blackson	Ford	Bates	Holland	Evans (LB)	Davis	Mincy	Whitehead	McNeal
at Ole Miss	Lemonier	Whitaker	Carter	Eguave	Bates	Holland	Jones	Holsey	Mincy	Whitehead	McNeal
at Vanderbilt	Lemonier	Wright	Carter	Eguave	Bates	McKinzy	Jones	Holsey	Mincy	Whitehead	McNeal
TEXAS A&M	Lemonier	Wright	Blackson	Eguave	Bates	Holland	Jones	Holsey	Mincy	Whitehead	McNeal
NEW MEXICO STATE											
GEORGIA											
ALABAMA A&M											
at Alabama											



2012 GAME-BY-GAME INDIVIDUAL STATISTICS

Passing			Field Goals		Punting	
C-A-Yds-Int, TD	#15 Moseley	#10 Frazier	Made, (Missed)	#36 Parkey	No.-Avg. In 20	#30 Clark
vs. Clemson	---	11-27-1, 1	vs. Clemson	37, 46, 27, 36	vs. Clemson	3-39.3, 2
at Mississippi State	---	13-23-3, 0	at Mississippi State	23	at Mississippi State	6-40.8, 0
LOUISIANA-MONROE	---	10-18-1, 1	LOUISIANA-MONROE	35	LOUISIANA-MONROE	6-40.2, 1
LSU	---	13-22-2, 0	LSU	40	LSU	7-41.0, 2
ARKANSAS	13-21-2, 1	9-14-1, 0	ARKANSAS	(49)	ARKANSAS	6-37.7, 3
at Ole Miss	11-18-1, 0	---	at Ole Miss	46, 31	at Ole Miss	7-46.7, 2
at Vanderbilt	14-20-0, 0	---	at Vanderbilt	27, 38	at Vanderbilt	7-40.1, 2
TEXAS A&M	0-1-0, 0	6-11-0, 0	TEXAS A&M	(48)	TEXAS A&M	6-40.3, 0
NEW MEXICO STATE			NEW MEXICO STATE		NEW MEXICO STATE	
GEORGIA			GEORGIA		GEORGIA	
ALABAMA A&M			ALABAMA A&M		ALABAMA A&M	
at Alabama			at Alabama		at Alabama	

Rushing

No.-Yds, TD	#4 Bray	#10 Frazier	#12 Wallace	#21 Mason	#22 Blakely	#23 McCalebb	#35 Prosch
vs. Clemson	1--1, 0	9--9, 0	---	14-106, 0	1-2, 0	12-82, 0	---
at Mississippi State	---	11-22, 0	---	8-25, 0	11-42, 0	8-4, 0	---
LOUISIANA-MONROE	---	5-8, 0	---	22-90, 1	3-32, 0	11-128, 1	---
LSU	---	6--5, 0	3-15, 0	9-54, 0	---	11-24, 1	---
ARKANSAS	---	5--25, 0	2-11, 0	6-32, 0	7-38, 0	7-24, 0	1-3, 0
at Ole Miss	---	---	6-14, 0	18-82, 2	---	8-31, 0	1-4, 0
at Vanderbilt	---	---	3--5, 0	16-85, 1	---	8-39, 0	1-5, 0
TEXAS A&M	---	4--19, 0	13-71, 0	12-80, 1	---	1--8, 0	---
NEW MEXICO STATE							
GEORGIA							
ALABAMA A&M							
at Alabama							

Receiving

No.-Yds, TD	#1 Reed	#4 Bray	#18 Coates	#23 McCalebb	#43 Lutzenkirchen	#80 Blake	#85 Stallworth
vs. Clemson	---	1-8, 0	---	2-6, 0	4-71, 0	4-109, 1	---
at Mississippi State	1-17, 0	6-50, 0	---	1-7, 0	2-12, 0	2-31, 0	1-8, 0
LOUISIANA-MONROE	---	2-14, 0	2-34, 1	2-6, 0	1-16, 0	2-26, 0	---
LSU	---	2-10, 0	---	2-2, 0	5-29, 0	4-56, 0	---
ARKANSAS	2-37, 0	---	1-16, 0	2-16, 0	1-2, 0	10-118, 1	2-40, 0
at Ole Miss	1-4, 0	---	1-42, 0	1-1, 0	2-9, 0	4-38, 0	1-10, 0
at Vanderbilt	1-6, 0	2-7, 0	---	2-2, 0	---	4-47, 0	---
TEXAS A&M	2-9, 0	---	---	---	---	5-106, 1	1-5, 0
NEW MEXICO STATE							
GEORGIA							
ALABAMA A&M							
at Alabama							

Receiving

No.-Yds, TD	#3 Benton	#5 Louis	#10 Frazier	#21 Mason	#89 Denson	#35 Prosch	#81 Uzomah
vs. Clemson	---	---	---	---	---	---	---
at Mississippi State	---	---	---	---	---	---	---
LOUISIANA-MONROE	---	---	1-33, 1	1-34, 0	---	---	---
LSU	---	---	---	---	---	---	---
ARKANSAS	1-14, 0	1-4, 0	---	1-22, 0	1-12, 0	---	---
at Ole Miss	---	---	---	---	---	1-8, 0	---
at Vanderbilt	---	1-11, 0	---	1-4, 0	---	2-9, 0	2-23, 0
TEXAS A&M	---	---	---	---	---	1-1, 0	3-90, 1
NEW MEXICO STATE							
GEORGIA							
ALABAMA A&M							
at Alabama							



2012 GAME-BY-GAME INDIVIDUAL STATISTICS

Defensive Linemen

Solo + Ast = Total	#98 Blackson	#92 Carter	#94 Eguae	#95 Ford	#55 Lemonier	#10 Owens	#13 Sanders	#54 Whitaker
vs. Clemson	1+1=2	0+3=3	1+0=1	3+2=5	5+3=8	0+1=1	---	---
at Mississippi State	1+3=4	3+2=5	1+1=2	1+1=2	1+2=3	1+0=1	---	0+1=1
LOUISIANA-MONROE	1+0=1	0+1=1	2+1=3	3+1=4	1+4=5	0+1=1	1+0=1	1+1=2
LSU	0+2=2	---	---	2+4=6	3+0=3	---	1+0=1	2+2=4
ARKANSAS	1+1=2	1+1=2	2+0=2	1+0=1	2+0=2	---	1+1=2	0+1=1
at Ole Miss	0+1=1	---	0+1=1	---	---	0+1=1	2+2=4	---
at Vanderbilt	1+0=1	1+0=1	1+1=2	---	0+1=1	---	---	---
TEXAS A&M	2+0=2	2+0=2	1+0=1	2+0=2	2+0=2	---	1+0=1	---
NEW MEXICO STATE								
GEORGIA								
ALABAMA A&M								
at Alabama								

Linebackers

Solo + Ast = Total	#25 Bates	#35 Evans	#26 Garrett	#5 Holland	#56 Richardson	#30 McKinzy
vs. Clemson	4+10=14	1+0=1	0+2=2	3+8=11	0+1=1	---
at Mississippi State	2+8=10	1+0=1	0+1=1	0+6=6	---	---
LOUISIANA-MONROE	5+9=14	---	---	5+5=10	---	---
LSU	4+5=9	2+1=3	1+1=2	2+8=10	---	---
ARKANSAS	3+4=7	---	3+1=4	4+2=6	---	0+1=1
at Ole Miss	9+7=16	1+0=1	---	5+0=5	2+1=3	---
at Vanderbilt	1+3=4	2+2=4	---	---	---	6+6=12
TEXAS A&M	4+2=6	0+1=1	---	3+4=7	---	1+1=2
NEW MEXICO STATE						
GEORGIA						
ALABAMA A&M						
at Alabama						

Defensive Backs

Solo + Ast = Total	#22 Bell	#11 Davis	#31 Fisher	#6 Mincy	#12 McNeal	#24 Smith	#19 White	#9 Whitehead
vs. Clemson	5+2=7	1+3=4	0+1=1	3+1=4	---	6+6=12	6+1=7	4+7=11
at Mississippi State	3+4=7	2+2=4	---	2+1=3	6+12=18	---	---	2+10=12
LOUISIANA-MONROE	1+1=2	4+2=6	1+1=2	5+2=7	9+2=11	---	---	6+2=8
LSU	---	3+3=6	1+0=1	4+1=5	4+7=11	2+0=2	---	3+1=4
ARKANSAS	1+0=1	2+3=5	---	3+5=8	5+2=7	---	1+1=2	3+4=7
at Ole Miss	---	---	---	---	2+3=5	---	---	4+4=8
at Vanderbilt	---	6+3=9	---	4+3=7	6+6=12	---	---	6+3=9
TEXAS A&M	---	---	4+1=5	5+1=6	7+3=10	---	0+2=2	5+3=8
NEW MEXICO STATE								
GEORGIA								
ALABAMA A&M								
at Alabama								

Others

Solo + Ast = Total	#27 Therezie	#90 Wright	#15 Holsey	#14 Florence	#5 Louis	#21 Jones	#96 Sigler	#16 Means
vs. Clemson	---	---	---	---	---	1+0=1	---	---
at Mississippi State	---	---	---	---	---	---	---	---
LOUISIANA-MONROE	---	---	1+0=1	---	2+0=2	1+0=1	---	---
LSU	1+0=1	0+1=1	1+1=2	1+1=2	---	---	---	---
ARKANSAS	1+0=1	---	2+1=3	---	---	---	---	---
at Ole Miss	---	1+1=2	3+2=5	1+0=1	---	3+4=7	0+1=1	---
at Vanderbilt	---	1+0=1	3+1=4	---	---	0+1=1	---	0+1=1
TEXAS A&M	1+0=1	---	1+1=2	4+1=5	---	2+0=2	1+0=1	0+1=1
NEW MEXICO STATE								
GEORGIA								
ALABAMA A&M								
at Alabama								



2012 SUPERLATIVES

Auburn Team Superlatives

Table with 2 columns: Statistic and Value. Includes Points Scored, First Downs, Rushing Plays, Net Rushing Yards, Passes Attempted, Passes Completed, Had Intercepted, Net Passing Yards, Total Offensive Plays, Total Net Offense, Fumbles, Fumbles Lost, Penalties, Penalty Yards.

Auburn Individual Superlatives

Table with 2 columns: Statistic and Player/Context. Includes Rushes, Yards Rushing, TD Rushes, Long Rush, Pass attempts, Pass completions, Yards Passing, TD Passes, Long Pass, Receptions, Yards Receiving, TD Receptions, Long Reception, Field Goals, Long Field Goal, Punting Avg, Long Punt, Punts inside 20, Long Punt Return, Long Kickoff Return, Tackles, Sacks, Tackles For Loss, Interceptions.

Auburn Individual Long Plays

Table with 2 columns: Statistic and Player/Context. Includes Rushing, Passing, Receiving, Field Goal, Punt, Punt Return, Kickoff Return.

Opponent Team Superlatives

Table with 2 columns: Statistic and Value. Includes Points Scored, First Downs, Rushing Plays, Net Rushing Yards, Passes Attempted, Passes Completed, Had Intercepted, Net Passing Yards, Total Offensive Plays, Total Net Offense, Fumbles, Fumbles Lost, Penalties, Penalty Yards.

Opponent Individual Superlatives

Table with 2 columns: Statistic and Player/Context. Includes Rushes, Yards Rushing, TD Rushes, Long Rush, Pass attempts, Pass completions, Yards Passing, TD Passes, Long Pass, Receptions, Yards Receiving, TD Receptions, Long Reception, Field Goals, Long Field Goal, Punts, Punting Avg, Long Punt, Punts inside 20, Long Punt Return, Long Kickoff Return, Tackles, Sacks, Tackles For Loss, Interceptions.

Opponent Individual Long Plays

Table with 2 columns: Statistic and Player/Context. Includes Rushing, Passing, Receiving, Field Goal, Punt, Kickoff Return, Interception Return.

SEC Champions:  
1957, 1983, 1987, 1988, 1989, 2004, 2010  
SEC West Champions:  
1997, 2000, 2001, 2002, 2004, 2005, 2010

## 2012 AUBURN FOOTBALL GAME NOTES



### 2012 OFFENSIVE PLAYS OF 20+ YARDS

Yards	Type	Player(s)	Opponent	Qtr.
54 (TD)	Pass	Emory Blake from Kiehl Frazier	Clemson	1
43	Rush	Onterio McCalebb	Louisiana-Monroe	3
42	Pass	Sammie Coates from Clint Moseley	Ole Miss	2
38	Pass	C.J. Uzomah from Kiehl Frazier	Texas A&M	2
38	Pass	Philip Lutzenkirchen from Kiehl Frazier	Clemson	2
34	Rush	Tre Mason	Vanderbilt	3
34	Pass	Tre Mason from Kiehl Frazier	Louisiana-Monroe	1
33 (TD)	Pass	Kiehl Frazier from Quan Bray	Louisiana-Monroe	2
33 (TD)	Pass	Sammie Coates from Kiehl Frazier	Louisiana-Monroe	2
31	Pass	Trovon Reed from Clint Moseley	Arkansas	4
30	Rush	Tre Mason	Clemson	2
29	Rush	Onterio McCalebb	Louisiana-Monroe	3
27 (TD)	Pass	C.J. Uzomah from J. Wallace	Texas A&M	3
27 (TD)	Pass	Emory Blake from J. Wallace	Texas A&M	3
27 (TD)	Rush	Onterio McCalebb	Louisiana-Monroe	1
26	Rush	Tre Mason	Ole Miss	3
26	Rush	Tre Mason	LSU	1
25	Pass	C.J. Uzomah from J. Wallace	Texas A&M	4
24	Pass	Emory Blake from Clint Moseley	Vanderbilt	2
24	Pass	Emory Blake from Kiehl Frazier	Clemson	3
23	Pass	Emory Blake from Kiehl Frazier	Texas A&M	3
23	Pass	Philip Lutzenkirchen from Kiehl Frazier	LSU	2
22	Pass	T. Stallworth from Kiehl Frazier	Arkansas	2
22	Pass	Tre Mason from Clint Moseley	Arkansas	3
22	Pass	Emory Blake from Kiehl Frazier	LSU	2
21	Pass	Emory Blake from J. Wallace	Texas A&M	3
21	Pass	Emory Blake from J. Wallace	Texas A&M	3
21 (TD)	Pass	Emory Blake from Clint Moseley	Arkansas	3
21	Pass	Emory Blake from Kiehl Frazier	Mississippi State	4
20	Rush	Mike Blakely	Arkansas	3
20	Rush	Onterio McCalebb	LSU	3
20	Pass	Philip Lutzenkirchen from Kiehl Frazier	Clemson	3
20	Rush	Onterio McCalebb	Clemson	3

### PLAY BREAKDOWN

#### BY PLAY

Pass.....	15
Run .....	9

#### BY GAME

Clemson .....	6
at Mississippi State .....	1
Louisiana-Monroe .....	6
LSU .....	4
Arkansas.....	5
at Ole Miss .....	2
at Vanderbilt.....	2
Texas A&M	
New Mexico State	
Georgia	
Alabama A&M	
Alabama	

#### BY QUARTER

1st.....	4
2nd .....	10
3rd .....	16
4th .....	3

#### RUSHING

Onterio McCalebb .....	5
Tre Mason .....	4
Mike Blakely.....	1

#### PASSING

Kiehl Frazier .....	12
Jonathan Wallace .....	5
Clint Moseley.....	5
Quan Bray .....	1

#### RECEIVING

Emory Blake .....	10
C.J. Uzomah.....	3
Philip Lutzenkirchen .....	3
Sammie Coates.....	2
Tre Mason .....	2
Trovon Reed.....	1
Travante Stallworth .....	1
Kiehl Frazier .....	1



LAST TIME...

**An Auburn Team**

Had 35 First Downs... vs. Western Carolina, 2002 (37)  
 Had 30 First Downs... vs. Furman, 2009 (30)  
 Had 400 yards rushing... vs. LSU, 2010 (440)  
 Had 300 yards rushing... vs. Georgia, 2010 (315)  
 Had 300 yards rushing in consecutive games... vs. Chattanooga (303); vs. Georgia (315), 2010  
 Had 300 yards rushing in six consecutive games... at Kentucky (311); vs. Arkansas (330); vs. LSU, (440); at Ole Miss (343); vs. Chattanooga (303); vs. Georgia (315), 2010  
 Had 300 yards rushing in six consecutive SEC games... vs. South Carolina (334); at Kentucky (311); vs. Arkansas (330); vs. LSU, (440); at Ole Miss (343); vs. Georgia (315), 2010  
 Had 50 or more rushing attempts... vs. Ole Miss, 2011 (50)  
 Had six or more rushing TDs... vs. Arkansas, 2010 (6)  
 Had five or more rushing TDs... vs. Georgia, 2010 (5)  
 Had four or more rushing TDs... vs. Virginia [Chick-fil-A], 2011 (4)  
 Had 350 or more yards passing... vs. South Carolina [SECCG], 2010 (351)  
 Had 300 or more yards passing... vs. South Carolina [SECCG], 2010 (351)  
 Had 50 or more pass attempts... vs. Mississippi State, 1997 (54)  
 Had 30 or more pass completions... vs. Arkansas, 1995 (34)  
 Had five TDs passing... vs. Ball State, 2009 (5)  
 Had four TDs passing... vs. Ole Miss, 2011 (4)  
 Had three TDs passing... vs. Ole Miss, 2011 (4)  
 Had 500 or more yards total offense... vs. Oregon [BCSNCG], 2010 (519)  
 Had 500 or more yards total offense in consecutive games... vs. South Carolina [SECCG] (589), vs. Oregon [BCSNCG], 2010 (519)  
 Had 80 or more total plays... at South Carolina, 2011 (92)  
 Had 90 or more total plays... at South Carolina, 2011 (92)  
 Scored 70 or more points... vs. Louisiana-Monroe, 2003 (73)  
 Scored 60 or more points... vs. Arkansas, 2010 (65)  
 Scored 50 or more points... vs. South Carolina [SECCG], 2010 (56)  
 Scored 40 or more points... vs. Virginia [Chick-fil-A], 2011 (43)  
 Scored 40 or more points in three consecutive games... at Ole Miss (51), vs. Chattanooga (62), vs. Georgia (49), 2010  
 Had five or more fumbles... vs. Southern Miss (5), 2008  
**Did not commit a turnover... vs. Texas A&M, 2012**  
 Had 200-yard rusher and 100-yard receiver in a game... vs. Syracuse, 2002 (Carnell Williams [202 rush] and Marcel Willis [113 receiving])  
 Had 150-yard rusher and 150-yard receiver in a game... at Arkansas, 2001 (Carnell Williams [177 rush] and Tim Carter [156 receiving])  
**Had 100-yard receiver and 100-yard rusher in a game... vs. Clemson, 2012 (Tre Mason [106 rush], Emory Blake [109 rec])**  
 Had two 100-yard rushers in a game... vs. LSU, 2010 (Cam Newton [217] and Mike Dyer [100])  
 Had two 150-yard rushers in a game... vs. Mississippi State, 2003 (Brandon Jacobs [182] and Carnell Williams [164])  
 Had three 100-yard rushers in a game ... vs. Maryland, 1983 (Tommie Agee [219], Lionel James [115] and Bo Jackson [105])  
 Had two 100-yard receivers in a game... vs. Tennessee-Chattanooga, 2010 (Terrell Zachery [148] and Darvin Adams [106])  
 Had a 60-yard run and a 60-yard pass in a game ... vs. Alabama, 2009 (Terrell Zachery 67 rush, Chris Todd to Darvin Adams 72 pass)  
 Had three players with 2 rushing TDs... vs. Louisiana-Monroe, 2003 (Carnell Williams [2], Brandon Jacobs [2], Tre Smith [2])  
 Had three players with 2 TDs... vs. Georgia, 2010 (Onterio McCalebb [3 rush], Cam Newton [2 rush], Philip Lutzenkirchen [2 rec.])  
 Had two players with seven or more catches in a game ... Courtney Taylor vs. Alabama, 2003 (7), Silas Daniels vs. Alabama, 2003 (7)  
 Scored a touchdown on offense, defense and special teams... vs. Louisiana-Monroe, 2008 (2 offense [1 pass, 1 rush], 1 defense [fumble return], 1 special team [punt return])  
 Scored on the first offensive play ... vs. Alabama, 2003 (Carnell Williams, 80 yard run)  
 Returned a punt for a TD... vs. Louisiana-Monroe, 2008 (Robert Dunn) [66 yards]

**Returned a kickoff for a TD... at Mississippi State, 2012 (Onterio McCalebb) [100 yards]**

Returned opening kickoff for a TD... vs. Tennessee-Martin, 2008 (Tristan Davis) [95 yards]  
 Returned three Interceptions for TDs... vs. LSU, 1994 (Ken Alvis, Fred Smith, Brian Robinson)  
 Returned two Interceptions for TDs... vs. LSU, 1994 (Ken Alvis, Fred Smith, Brian Robinson)  
 Returned an Interception for a TD... vs. Florida Atlantic, 2011 (Jermaine Whitehead) [25]  
 Returned two fumbles for TDs... vs. Vanderbilt, 2002 (Spencer Johnson, Karlos Dansby)  
 Returned a fumble for a TD... vs. Alabama, 2011 (Kenneth Carter) [0]  
 Blocked a punt ... vs. Virginia [Chick-fil-A] 2011 (Garrett Harper, Angelo Blackson)  
 Blocked two punts... vs. Virginia [Chick-fil-A] 2011 (Garrett Harper, Angelo Blackson)  
 Blocked three punts ... vs. Louisiana-Monroe, 2003 (3 - Justin Fetsko [2], Donnay Young)  
 Returned a blocked punt for a TD... vs. Florida, 2006 (Tre Smith)  
**Blocked a field goal ... vs. Louisiana-Monroe, 2012 (Angelo Blackson, Corey Lemonier)**  
 Returned a blocked field goal for a TD... vs. Kentucky, 2009 (Neiko Thorpe) [69]  
**Blocked two field goals in a game ... vs. ULM, 2012 (Angelo Blackson, Corey Lemonier)**  
 Blocked a PAT attempt ... at South Carolina, 2010 (Corey Lemonier)  
 Blocked two PAT attempt ... vs. LSU, 1998 (Charles Dorsey, 2)  
 Missed a kicking PAT... vs. Tennessee-Chattanooga, 2010 (Wes Byrum)  
 Had a punt blocked... at Mississippi State, 2009 (Clinton Durst)  
 Had a field goal blocked... at Mississippi State, 2010 (Wes Byrum)  
**Had a successful on-side kick... at Ole Miss, 2012 (Cody Parkey)**  
 Was held scoreless... at Alabama, 2008 (0-36)  
 Was held scoreless at Jordan-Hare Stadium... vs. Southern California, 2003 (0-23)  
 Held an opponent scoreless... vs. Louisiana-Monroe, 2008 (34-0)  
 Held an opponent scoreless at Jordan-Hare Stadium... vs. Louisiana-Monroe, 2008 (34-0)  
 Held an opponent to five or less first downs... vs. Ball State, 2001 (5)  
 Held an opponent to 10 or less first downs... vs. Tennessee, 2008 (9)  
 Intercepted five or more passes... vs. Northwestern [Outback], 2009 (5)  
 Intercepted four or more passes... vs. Northwestern [Outback], 2009 (5)  
 Held an opponent to 300 or less yards total offense... vs. Florida, 2011 (194)  
 Held an opponent to 200 or less yards total offense... vs. Florida, 2011 (194)  
 Held an opponent to 150 or less yards total offense... at Mississippi State, 2008 (116)  
 Held an opponent to 100 or less yards total offense... vs. Ball State, 2001 (92)  
 Held an opponent to 100 or less yards rushing... vs. Florida, 2011 (66)  
 Held an opponent to 50 or less yards rushing... vs. Louisiana-Monroe, 2010 (38)  
 Held an opponent to negative yards rushing... vs. Florida, 2001 (-36)  
 Held an opponent to 100 or less yards passing... vs. Kentucky, 2009 (75)  
 Held an opponent without a touchdown... vs. Florida, 2011  
 Scored a safety... vs. Virginia [Chick-fil-A], 2011 (Team)  
 Scored on a fake field goal... vs. Vanderbilt, 2000 (Duval pass to Diamond)  
 Scored an offensive two-point conversion ... at Alabama, 2006 (Lee Guess pass from Carl Stewart)  
 Scored two or more offensive two-point conversions... vs. Florida, 2002 [2]  
 Scored a defensive two-point conversion... vs. Ole Miss, 2009 (Demond Washington)  
 Had 10 or more penalties... at Arkansas, 2011 (11)  
 Had 100 or more penalty yards... at Arkansas, 2011 (105)  
 Had 35 minutes time of possession... at South Carolina, 2011 (35:47)  
 Was involved in a game that ended in a tie... vs. Georgia, 1994 (23-23)  
**Was involved in an overtime game... vs. Louisiana-Monroe, 2012 (31-28 win)**  
 Won a game without scoring an offensive touchdown ... at Mississippi State, 2008 (3-2)

**An Auburn Player**  
 Rushed 40 times in a game... Michael Dyer at South Carolina, 2011 (41)  
 Rushed 35 times in a game... Michael Dyer at South Carolina, 2011 (41)  
 Rushed 30 times in a game... Michael Dyer vs. Samford, 2011 (30)  
 Rushed for 200 yards in a game... Cam Newton vs. LSU, 2010 (217)  
 Rushed for 150 yards in a game... Michael Dyer vs. Samford, 2011 (157)  
**Rushed for 100 yards in a game... Onterio McCalebb vs. ULM 2012 (128)**  
 Quarterback rushed for 100 yards in a game... Cam Newton vs. Georgia, 2010 (151)  
 Rushed for 100 yards in five consecutive games... Kenny Irons vs. Alabama (103), at Georgia (179), at

**SEC Champions:**

1957, 1983, 1987, 1988, 1989, 2004, 2010

**SEC West Champions:**

1997, 2000, 2001, 2002, 2004, 2005, 2010

**2012 AUBURN FOOTBALL GAME NOTES****LAST TIME...**

Kentucky (103), vs. Ole Miss (101), at LSU (218), 2005  
 Rushed for 100 yards in four consecutive games... Kenny Irons vs. Alabama (103), at Georgia (179), at Kentucky (103), vs. Ole Miss (101), 2005  
 Rushed for 100 yards in three consecutive games... Cam Newton at Kentucky (198), vs. Arkansas (188), vs. LSU (217), 2010  
 Rushed for 100 yards in consecutive games... Mike Dyer at South Carolina (141), at Arkansas (112), 2011  
 Rushed for 150 yards in three consecutive games... Cam Newton at Kentucky (198), vs. Arkansas (188), vs. LSU (217), 2010  
 Rushed for 150 yards in consecutive games... Michael Dyer vs. Mississippi State (150), at Clemson (151), 2011  
 Rushed for 4 or more TDs in a game... Cam Newton at Kentucky, 2010 (4)  
 Rushed for 3 or more TDs in a game... Onterio McCalebb vs. Georgia, 2010 (3)  
**Rushed for 2 or more TDs in a game... Tre Mason at Ole Miss, 2012 (2)**  
 QB Rushed for 2 or more TDs in a game... Kiehl Frazier vs. Virginia [Chick-fil-A], 2011 (2)  
 Rushed for 2 or more TDs in four consecutive games... Carnell Williams vs. Western Carolina (2), vs. Vanderbilt (2), at Mississippi State (2), vs. Syracuse (2), 2002  
 Rushed for 2 or more TDs in three consecutive games... Michael Dyer vs. Utah State (2), vs. Mississippi State (2), at Clemson (2), 2011  
 Rushed for a TD in five consecutive games... Onterio McCalebb vs. Arkansas (1); vs. LSU (1); at Ole Miss (1); vs. Chattanooga (1); vs. Georgia (3), 2010  
 Passed for 400 yards in a game... Ben Leard at Georgia, 1999 (416)  
 Passed for 300 yards in a game... Cam Newton vs. South Carolina [SECCG], 2010 (335)  
 Attempted 50 passes in a game... Dameyune Craig vs. Mississippi State, 1997 (54)  
 Attempted 40 passes in a game... Kodi Burns at Ole Miss, 2008 (43)  
 Threw five TDs in a game... Chris Todd vs. Ball State, 2009 (5)  
 Threw four TDs in a game... Clint Moseley vs. Ole Miss, 2011 (4)  
 Threw three TDs in a game... Clint Moseley vs. Ole Miss, 2011 (4)  
 Threw four TDs or more in consecutive games... Chris Todd vs. West Virginia (4), vs. Ball State (5), 2009  
 Threw two TDs or more in five consecutive games... Cam Newton at Ole Miss (2), vs. Chattanooga (4), vs. Georgia (2), at Alabama (3), vs. South Carolina (4), 2010  
 Had 400 yards total offense in a game... Cam Newton South Carolina [SECCG], 2010 (408)  
 Had 300 yards total offense in a game... Cam Newton vs. Oregon [BCSNCG], 2010 (329)  
 Accounted for four or more TDs in a game... Clint Moseley vs. Ole Miss, 2011 (4)  
 Accounted for three or more TDs in a game... Clint Moseley vs. Ole Miss, 2011 (4)  
 Accounted for three or more TDs in four consecutive game... Cam Newton vs. Chattanooga (5), vs. Georgia (4), at Alabama (4), vs. South Carolina (6), 2010  
 Caught 15 passes in a game... Willie Goshu vs. Arkansas, 1995 (17)  
 Caught 10 or more passes in a game... Darvin Adams vs. Northwestern [Outback], 2009 (12)  
**Caught seven or more passes in a game... Emory Blake vs. Arkansas, 2012 (10)**  
 Had 200 or more yards receiving in a game... Darvin Adams vs. South Carolina [SECCG], 2010 (217)  
 Had 150 or more yards receiving in a game... Darvin Adams vs. South Carolina [SECCG], 2010 (217)  
**Had 100 or more yards receiving in a game... Emory Blake vs. Texas A&M, 2012 (106)**  
**Had 100 yards receiving in consecutive games... Emory Blake vs. Virginia [Chick-fil-A], 2011 (108), vs. Clemson, 2012 (109)**  
 Caught four or more TD passes in a game... Alexander Wright vs. Pacific, 1989 (4)  
 Caught three or more TD passes in a game... Darvin Adams vs. Furman, 2009 (3)  
 Caught two or more TD passes in a game... Philip Lutzenkirchen vs. Ole Miss, 2011 (2)  
 Caught a TD pass in consecutive games... Philip Lutzenkirchen at Georgia, vs. Samford, 2011  
 Caught a TD pass in three consecutive games... Philip Lutzenkirchen vs. Ole Miss, at Georgia, vs. Samford, 2011  
 Caught a TD pass in four consecutive games ... Emory Blake vs. Florida Atlantic, vs. Utah State, vs. Mississippi State, at Clemson, 2011  
 Caught a TD pass in five consecutive games ... Emory Blake vs. Oregon [BCSNCG], vs. Utah State, vs. Mississippi State, at Clemson, vs. Florida Atlantic, 2010/11  
 Caught a TD pass in six consecutive games ... Emory Blake vs. South Carolina [SECCG], vs. Oregon [BCSNCG], vs. Utah State, vs. Mississippi State, at Clemson, vs. Florida Atlantic, 2010/11  
 Caught a TD pass in seven consecutive games ... Emory Blake at Alabama; vs. South Carolina [SECCG], vs. Oregon [BCSNCG], vs. Utah State, vs. Mississippi State, at Clemson, vs. Florida Atlantic, 2010/11  
**Quarterback caught a TD pass ... Kiehl Frazier from Quan Bray vs. Louisiana-Monroe, 2012**  
 Running back caught two or more TD passes in a game... Mario Fannin vs. Arkansas St., 2010 (2)

Running back caught a TD pass in consecutive games ... Mario Fannin vs. West Virginia, Ball State, 2009  
 Tight end caught two or more TD passes in a game... Philip Lutzenkirchen vs. Ole Miss, 2011 (2)  
 Tight end caught a TD pass in consecutive games ... Philip Lutzenkirchen at Georgia, vs. Samford, 2011  
 Tight end caught a TD pass in three consecutive games ... Philip Lutzenkirchen vs. Ole Miss, at Georgia, vs. Samford, 2011  
 Scored 15 or more points kicking... Wes Byrum at Ole Miss, 2010 (15)  
**Scored 10 or more points kicking... Cody Parkey vs. Clemson, 2012 (13)**  
 Kicked five or more field goals in a game... Jaret Holmes vs. UAB, 1996 (5)  
**Kicked four or more field goals in a game... Cody Parkey vs. Clemson, 2012 (4)**  
 Had 150 kickoff return yards in a game... Tre Mason vs. Utah State, 2011 (176)  
 Had 100 punt return yards in a game... Robert Dunn vs. Southern Miss, 2008 (103)  
 Scored four or more TDs... Cam Newton at Kentucky, 2010 (4 rush)  
 Scored three or more TDs... Cam Newton vs. Arkansas, 2010 (3 rush)  
 Scored a rushing and receiving TD in a game... Onterio McCalebb vs. Virginia [Chick-fil-A], 2012  
 Had an 80-yard run... Carnell Williams vs. Alabama, 2003 (80)  
 Had a 70-yard run... Onterio McCalebb vs. LSU, 2010 (70)  
 Had a 60-yard run... Onterio McCalebb vs. Virginia [Chick-fil-A], 2012  
 Completed an 80-yard pass... Cam Newton to Terrell Zachery vs. Chattanooga, 2010 (80)  
 Completed a 70-yard pass... Cam Newton to Terrell Zachery at Alabama, 2010 (70)  
 Completed a 60-yard pass... Cam Newton to Darwin Adams vs. South Carolina [SECCG], 2010 (62)  
 Kicked a field goal of 50 or more yards... Wes Byrum vs. Southern Miss, 2008 (52)  
 Kicked a field goal of 50 or more yards in consecutive games... John Vaughn, 2006; at Mississippi State (55), vs. Washington State (52)  
 Kicked two field goals of 50+ yards in a game... Win Lyle vs. Tennessee, 1987 (55, 52)  
 Had a 70-yard punt... Kody Bliss vs. Tulane, 2006 (71)  
 Had a 60-yard punt... Ryan Shoemaker vs. New Mexico State, 2007 (67)  
**Had two punts of 50+ yards in a game... Steven Clark at Ole Miss, 2012 (53, 52)**  
 Had four or more punts inside the 20 in a game... Steven Clark at Arkansas, 2011 (6)  
**Blocked a field goal in a game... Blackson and Lemonier vs. Louisiana-Monroe, 2012**  
 Blocked two field goals in a game... Alton Moore at Georgia, 2001  
 Blocked a PAT attempt ... Corey Lemonier at South Carolina, 2011  
 Blocked two PAT attempts ... Charles Dorsey vs. LSU, 1998 (2)  
 Blocked a punt in a game... Garrett Harper/Angelo Blackson vs. Virginia [Chick-fil-A], 2011  
 Blocked two punts in a game... Justin Fetsko vs. Louisiana-Monroe, 2003 (2)  
**Had 15 or more tackles in a game... Daren Bates at Ole Miss, 2012 (16)**  
 Intercepted three or more passes in a game... Junior Rosegreen at Tennessee, 2004 (4)  
 Intercepted two or more passes in a game... Josh Bynes vs. Arkansas, 2010 (2)  
 Intercepted a pass in consecutive games... Jerraud Powers, 2007; at Georgia; vs. Alabama, 2007  
 Intercepted a pass in three consecutive games... Jerraud Powers, 2007; vs. Tennessee Tech, at Georgia; vs. Alabama  
 Recovered two fumbles in a game... Eltoro Freeman at Georgia, 2011 (2)  
 Forced two fumbles in a game... Corey Lemonier at Georgia, 2011 (2)  
**Forced and recovered a fumble... Cassanova McKinzy at Vanderbilt, 2012**  
 Intercepted a pass and had a fumble recovery in a game ... Nick Fairley at Mississippi State, 2010

**An Auburn Opponent**

**Scored 50 or more points... Texas A&M, 2010 (63)**  
**Scored 40 or more points... Texas A&M, 2010 (63)**  
**Had 350 or more yards rushing... Texas A&M, 2012 (352)**  
**Had 300 or more yards rushing... Texas A&M, 2012 (352)**  
**Had 250 or more yards rushing... Texas A&M, 2012 (352)**  
**Had 50 or more rushing attempts... Clemson, 2012 (52)**  
**Had five or more rushing TDs... Texas A&M, 2012 (6)**  
 Had 500 yards passing... Northwestern [Outback], 2009 (532)  
 Had 400 yards passing... Arkansas, 2010 (428)  
 Had 350 yards passing... Clemson, 2011 (386)  
**Had 300 yards passing... Texas A&M, 2012 (319)**  
 Had 50 or more pass attempts... Northwestern [Outback], 2009 (78)



LAST TIME...

**Had 40 or more pass attempts... Louisiana-Monroe, 2012 (48)**  
 Had 30 or more pass completions... Clemson, 2011 (30)  
**Had 25 or more pass completions... Louisiana-Monroe, 2012 (29)**  
 Had four or more TDs passing... Georgia, 2011 (4)  
**Had three or more TDs passing... Texas A&M, 2012 (3)**  
 Had five passes intercepted... Northwestern [Outback], 2009 (5)  
 Had four passes intercepted... Northwestern [Outback], 2009 (5)  
**Had 600 yards total offense... Texas A&M, 2012 (671)**  
**Had 500 yards total offense... Texas A&M, 2012 (671)**  
**Had 400 yards total offense... Texas A&M, 2012 (671)**  
 Had five or more fumbles... South Carolina, 2005 (5)  
 Lost four or more fumbles... Mississippi State, 2002 (4)  
 Had four or more turnovers... Louisiana-Monroe, 2010 (3 fum/1 int)  
 Returned a punt for a TD... LSU, 2005 (Skyler Green, 66)  
 Returned a kickoff for a TD... Chattanooga, 2010 (Brian Sutherland, 98)  
 Returned an interception for a TD... Alabama, 2011 (DeMarcus Milliner, 35)  
**Returned a fumble for a TD... Ole Miss, 2012 (C.M. Johnson, 2)**  
 Returned a blocked punt for a TD... Mississippi State, 2009 (Robert Elliott, 10)  
 Blocked an Auburn punt... Mississippi State, 2009  
 Blocked an Auburn field goal... Mississippi State, 2010 (Fletcher Cox)  
 Had a successful on-side kick... Ole Miss, 2010 (Andrew Ritter/Fon Ingram)  
**Held Auburn to 300 yards total offense... Vanderbilt, 2012 (212)**  
**Held Auburn to 200 yards total offense... LSU, 2012 (183)**  
 Held Auburn to 150 yards total offense... Alabama, 2011 (140)  
**Held Auburn below 100 yards rushing... Arkansas, 2012 (40)**  
**Held Auburn below 50 yards rushing... Arkansas, 2012 (40)**  
 Held Auburn to negative yards rushing... Tennessee, 1997 (-15)  
**Held Auburn below 100 yards passing... LSU, 2012 (97)**  
**Held Auburn to 10 or fewer first downs... LSU, 2012 (9)**  
 Had 10 or more penalties... Mississippi State, 2011 (10)  
 Had 100 or more yards in penalties... Arkansas, 2007 (100)  
 Had two 100-yard rushers in a game... Georgia, 2011 (Isaiah Crowell, 132; Carlton Thomas, 127)  
 Had two 100-yard receivers in a game... Northwestern [Outback], 2009 (Andrew Brewer, 133; Drake Dunsmore, 120)  
**Had a 100-yard rusher and a 100-yard receiver... Texas A&M, 2012 (Trey Williams, 109 rush; Ryan Swope, 140 rec.)**  
 Had a 100-yard rusher and two 100-yard receivers... Tulane, 2006 (Matt Forte, 117 rush; Preston Brown, 139 rec.; Damarcus Davis, 126 rec.)  
**Did Not Have a Turnover ... Texas A&M, 2012**  
**Scored a safety... LSU, 2012**  
 Scored a two-point conversion... Florida Atlantic, 2011 (Graham Wilbert to Nexon Dorvilus)  
 Had 35 minutes time of possession... Georgia, 2011 (40:55)

An Opposing Player

**Rushed for 200 yards in a game... Andre Ellington, Clemson, 2012 (228)**  
**Rushed for 150 yards in a game... Zac Stacy, Vanderbilt, 2012 (169)**  
**Rushed for 100 yards in a game... Trey Williams, Texas A&M, 2012 (109)**  
 Passed for 400 yards in a game... Mike Kafka, Northwestern [Outback], 2009 (532)  
 Passed for 350 yards in a game... Tajh Boyd, Clemson, 2011 (386)  
 Passed for 300 yards in a game... Michael Rocco, Virginia [Chick-fil-A], 2011 (312)  
 Attempted 70 passes in a game... Mike Kafka, Northwestern [Outback], 2009 (78)  
 Attempted 60 passes in a game... Mike Kafka, Northwestern [Outback], 2009 (78)  
 Attempted 50 passes in a game... Mike Kafka, Northwestern [Outback], 2009 (78)  
**Attempted 40 passes in a game... Kolton Browning, Louisiana-Monroe, 2012 (46)**  
 Completed 40 passes in a game... Mike Kafka, Northwestern [Outback], 2009 (47)  
**Completed 25 passes in a game... Kolton Browning, Louisiana-Monroe, 2012 (28)**  
**Threw three or more TD passes in a game... Kolton Browning, Louisiana-Monroe, 2012 (3)**  
 Had 400 yards total offense... Tajh Boyd, Clemson, 2011 (416)

**Had 350 yards total offense... Johnny Manziel, Texas A&M, 2012 (350)**  
**Accounted for 3 or more TDs... Johnny Manziel, Texas A&M, 2012 (5)**  
**Threw, Ran and Caught a TD in a game... Bo Wallace, Ole Miss, 2012 (2 rush, 1 pass, 1 rec.)**  
**Caught 10 or more passes... DeAndre Hopkins, Clemson, 2012 (13)**  
**Caught seven or more passes... DeAndre Hopkins, Clemson, 2012 (13)**  
 Three or more players caught seven or more passes... Sammy Watkins (10), DeAndre Hopkins (7), Dwayne Allen (7), Clemson, 2011  
**Had 100 yards receiving... Ryan Swope, Texas A&M, 2012 (140)**  
**Had 200 yards receiving... Charles Lee, Central Florida, 1999 (203)**  
**Caught three or more TD passes... Chris Collins, Ole Miss, 2002 (3)**  
**Caught two or more TD passes... Ryan Swope, Texas A&M, 2012 (2)**  
**Scored three TDs... Johnny Manziel, Texas A&M, 2012 (3)**  
 Had a 90-yard run... Joe Adams, Arkansas, 2011 (92 [TD])  
 Had an 80-yard run... Jeff Scott, Ole Miss, 2010 (83) [TD]  
 Had a 70-yard run... Jeff Scott, Ole Miss, 2010 (83) [TD]  
**Had a 60-yard run... Andre Ellington, Clemson, 2012 (68)**  
 Completed an 80-yard pass... Darren Thomas to Jeff Maehl, Oregon [BCSNCG], 2010 (81)  
 Completed a 70-yard pass... Darren Thomas to Jeff Maehl, Oregon [BCSNCG], 2010 (81)  
 Completed a 60-yard pass... Tajh Boyd to Sammy Watkins, Clemson, 2011 (65)  
 Kicked a 50-yard field goal... Steve Lindsey, Ole Miss, 1997 (52)  
 Had a 70-yard punt... Blake McAdams, Mississippi State, 2007 (73)  
**Had a 60-yard punt... Brad Wing, LSU, 2012 (60)**  
**Made three or more FGs ... Chandler Catanzaro, Clemson, 2012 (4)**

Both Teams

Had a player return a interception for a touchdown... Mississippi State, 2011 [AU Demetruce McNeal 43 yds; MSU Johnathan Banks 27 yds]  
 Combined for 1,000 yards of total offense... Auburn (435) at Clemson (624), 2011 (1,059)

Items in BOLD set during 2012 season





CAREER STATS UPDATE

TOUCHDOWN RECEPTIONS BY A TIGHT END

	Player	Seasons	Rec	TD
1.	Philip Lutzenkirchen	2009-present	59	14
2.	Robert Johnson	2000-02	57	10
3.	Andy Fuller	1993-95	31	5
4.	Cooper Wallace	2002-05	63	4
	Lorenzo Diamond	1999-02	45	4
	Dick Hayley	1976-78	11	4
7.	Tommy Trott	2006-09	45	3
	Gabe McKenzie	2006-08	29	3
	Cole Bennett	2003-07	20	3
	Jessie McCovery	1994-96	8	3
	Mike Edwards	1981	9	3
	Robby Robinett	1970-71	24	3

RECEPTIONS BY A TIGHT END

	Player	Seasons	Yards	Avg.	Rec
1.	Cooper Wallace	2002-05	829	13.16	63
2.	Philip Lutzenkirchen	2009-present	628	10.64	59
3.	Walter Reeves	1986-88	303	5.22	58
4.	Robert Johnson	2000-02	741	13.00	57
5.	Victor Hall	1989-91	521	9.65	54
6.	Tommy Trott	2006-09	474	10.53	45
	Lorenzo Diamond	1999-02	521	11.58	45
8.	Fred Baxter	1991-92	584	13.91	42
9.	Jeff Parks	1982-85	401	11.79	34
10.	Andy Fuller	1993-95	494	15.94	31

RECEIVING YARDAGE BY A TIGHT END

	Player	Seasons	Rec	Yards
1.	Cooper Wallace	2002-05	63	829
2.	Robert Johnson	2000-02	57	741
3.	Philip Lutzenkirchen	2009-present	59	628
4.	Fred Baxter	1991-92	42	584
5.	Victor Hall	1989-91	54	521
	Lorenzo Diamond	1999-02	45	521
7.	Andy Fuller	1993-95	31	494
8.	Tommy Trott	2006-09	45	474
9.	Jeff Parks	1982-85	34	401
10.	Ed West	1982-83	28	325

YARDS PER RECEPTION BY A TIGHT END (min. 20 receptions)

	Player	Seasons	Rec	Yards	Yds/Rec
1.	Andy Fuller	1993-95	31	494	19.94
2.	Fred Baxter	1991-92	42	584	13.90
3.	Cooper Wallace	2002-05	63	829	13.16
4.	Robert Johnson	2000-02	57	741	13.00
5.	Jeff Parks	1982-85	34	401	11.79
6.	Ed West	1982-83	28	325	11.61
7.	Lorenzo Diamond	1999-02	45	521	11.58
8.	Cole Bennett	2003-07	29	312	10.76
9.	Philip Lutzenkirchen	2009-present	59	628	10.64
10.	Tommy Trott	2006-09	45	474	10.53

TOUCHDOWN RECEPTIONS

	Player	Seasons	Rec	TD
1.	Terry Beasley	1969-71	141	29
2.	Ben Obomanu	2002-05	97	18
3.	Darvin Adams	2008-10	115	17
	Karsten Bailey	1995-98	150	17
5.	Emory Blake	2009-pres.	113	16
6.	Frank Sanders	1991-94	121	15
	Byron Franklin	1977-80	74	15
8.	Lawyer Tillman	1985-88	93	14
	Philip Lutzenkirchen	2009-pres.	59	14
10.	Ronney Daniels	1999-00	90	12
	Tyrone Goodson	1993-97	136	12
	Freddie Hyatt	1965-67	88	12

RECEIVING YARDAGE

	Player	Seasons	Rec	Yards
1.	Terry Beasley	1969-71	141	2507
2.	Tyrone Goodson	1993-97	136	2283
3.	Karsten Bailey	1995-98	150	2174
4.	Courtney Taylor	2003-06	153	2098
5.	Frank Sanders	1991-94	121	1998
6.	Darvin Adams	2008-10	115	1978
7.	Freddy Weygand	1984-88	99	1946
8.	Lawyer Tillman	1985-88	93	1808
9.	Emory Blake	2009-pres.	113	1764
10.	Rodgeriquus Smith	2004-08	114	1598
11.	Byron Franklin	1977-80	74	1573
12.	Ronney Daniels	1999-00	90	1446
13.	Freddie Hyatt	1965-67	88	1396
14.	Devin Aromashodu	2002-05	71	1333
15.	Alexander Wright	1986-89	56	1320
16.	Ben Obomanu	2002-05	97	1313
17.	Thomas Bailey	1991-94	93	1243
18.	Greg Taylor	1987-90	102	1217
19.	Clifton Robinson	1997-00	91	1167
20.	Tim Christian	1966-68	78	1126
21.	Terrell Zachery	2007-10	71	1106
22.	Willie Goshu	1993-96	85	1048
23.	Marcel Willis	1999-02	81	1022
24.	Jimmy Phillips	1955-57	52	1012

RECEPTIONS

	Player	Seasons	Yards	Avg.	Rec
1.	Courtney Taylor	2003-06	2098	13.71	153
2.	Karsten Bailey	1995-98	2174	14.49	150
3.	Terry Beasley	1969-71	2507	17.78	141
4.	Tyrone Goodson	1993-97	2283	16.79	136
5.	Frank Sanders	1991-94	1998	16.51	121
6.	Darvin Adams	2008-10	1978	17.20	115
7.	Rodgeriquus Smith	2004-08	1598	14.02	114
8.	Emory Blake	2009-pres.	1764	15.61	113
9.	Greg Taylor	1987-90	1217	11.93	102
10.	Freddy Weygand	1984-88	1946	19.66	99



CAREER STATS UPDATE

RUSHING YARDAGE

	Player	Seasons	Att	Avg	Yards
1.	Bo Jackson	1982-85	650	6.62	4303
2.	Carnell Williams	2001-04	741	5.17	3831
3.	James Brooks	1977-80	621	5.67	3523
4.	Joe Cribbs	1976-79	657	5.13	3368
5.	Ben Tate	2006-09	678	4.90	3321
6.	Stephen Davis	1993-95	488	5.76	2811
7.	Brent Fullwood	1983-86	390	7.15	2789
8.	Ronnie Brown	2000-04	513	5.28	2707
9.	Stacy Danley	1987-90	526	4.61	2427
10.	<b>Onterio McCalebb</b>	<b>2009-present</b>	<b>378</b>	<b>6.23</b>	<b>2356</b>
11.	Michael Dyer	2010-11	424	5.51	2335
12.	James Joseph	1986-90	452	5.17	2264
13.	Kenny Irons	2005-06	454	4.81	2186
14.	James Bostic	1991-93	396	5.26	2084
15.	Lionel James	1980-83	348	6.14	2068
16.	Sedrick McIntyre	1973-76	462	4.31	1992
17.	Fob James	1952-55	317	6.03	1913
18.	Phil Gargis	1973-76	456	4.13	1884
19.	Tommie Agee	1983-86	356	4.87	1735
20.	Jimmy Sidle	1962-64	326	5.22	1703
21.	Brad Lester	2004-08	371	4.55	1689
22.	Joe Childress	1953-55	321	5.19	1667
23.	Curtis Kuykendall	1944-45	217	7.46	1619
24.	Rudi Johnson	2000	324	4.84	1567
25.	Terry Henley	1970-72	343	4.47	1534
26.	Tommy Lorino	1956-58	227	6.55	1486
27.	Cam Newton	2010	264	5.58	1473
28.	Monk Gafford	1940-42	221	6.40	1414
29.	Mario Fannin	2007-10	233	5.86	1366
30.	Mitzi Jackson	1973-75	243	5.65	1373
31.	William Andrews	1976-78	267	5.04	1347
32.	Ed Dyas	1958-60	261	4.97	1298
33.	Fred Beasley	1994-97	282	4.40	1241
34.	Tom Bryan	1964-66	265	4.32	1144
35.	George Peoples	1978-81	239	4.54	1085
36.	Tucker Frederickson	1962-64	260	4.15	1079
37.	Bobby Hoppe	1955-57	194	5.56	1078
38.	Charlie Hataway	1951-53	282	3.74	1055

YARDS PER CARRY (min. 300 attempts)

	Player	Seasons	Yards	Att	Avg
1.	Brent Fullwood	1983-86	2789	390	7.15
2.	Bo Jackson	1982-85	4303	650	6.62
3.	<b>Onterio McCalebb</b>	<b>2009-present</b>	<b>2356</b>	<b>378</b>	<b>6.23</b>
3.	Lionel James	1980-83	2138	348	6.14
4.	Fob James	1952-55	1913	317	6.03
5.	Stephen Davis	1993-95	2811	488	5.76
6.	James Brooks	1977-80	3523	621	5.67
7.	Michael Dyer	2010-11	2335	424	5.51
8.	Ronnie Brown	2000-04	2707	513	5.28
9.	James Bostic	1991-93	2084	396	5.26

RECEPTIONS BY A RUNNING BACK

	Player	Seasons	Yards	Avg	Rec
1.	Mario Fannin	2007-10	985	10.15	97
2.	James Joseph	1986-90	725	10.51	69
3.	Ronnie Brown	2001-04	667	11.70	57
	<b>Onterio McCalebb</b>	<b>2009-present</b>	<b>528</b>	<b>9.26</b>	<b>57</b>
5.	Stacy Danley	1987-90	337	7.17	47
6.	Harold Morrow	1994-95	433	9.41	46
7.	Carnell Williams	2001-04	492	11.44	43
8.	Reid McMillion	1993	334	7.95	42
9.	Tony Richardson	1991-93	384	9.37	41
10.	Rusty Williams	1996-99	363	9.08	40

RECEIVING YARDAGE BY A RUNNING BACK

	Player	Seasons	Rec	Yards
1.	Mario Fannin	2007-10	97	985
2.	James Joseph	1986-90	69	725
3.	Ronnie Brown	2001-04	57	667
4.	Carl Stewart	2004-07	39	612
5.	<b>Onterio McCalebb</b>	<b>2009-present</b>	<b>57</b>	<b>528</b>
6.	Carnell Williams	2001-04	43	492
7.	Fred Beasley	1995-97	31	448
8.	Mickey Zofko	1970	34	443
9.	Harold Morrow	1994-95	46	433
10.	Tony Richardson	1991-93	41	384

TOUCHDOWN RECEPTIONS BY A RUNNING BACK

	Player	Seasons	Rec	TD
1.	Mario Fannin	2007-10	97	9
2.	James Brooks	1978-80	18	4
3.	<b>Onterio McCalebb</b>	<b>2009-present</b>	<b>57</b>	<b>3</b>
	Brad Lester	2005-08	26	3
	Tre Smith	2002-06	26	3
	Fred Beasley	1995-97	31	3
	Stephen Davis	1994-95	22	3
	Harold Morrow	1994-95	46	3
	Tommie Agee	1983-86	28	3
	Mickey Zofko	1970	34	3

YARDS PER RECEPTION BY A RUNNING BACK (min. 20 receptions)

	Player	Seasons	Rec	Yards	Yds/Rec
1.	Carl Stewart	2004-07	39	612	15.69
2.	Fred Beasley	1995-97	31	448	14.45
3.	Mickey Zofko	1970	34	443	13.03
4.	Heath Evans	1998-00	30	354	11.80
5.	Ronnie Brown	2001-04	57	667	11.70
6.	Joe Frazier	1991-94	21	244	11.62
7.	Carnell Williams	2001-04	43	492	11.44
8.	James Joseph	1986-90	69	725	10.51
9.	Bo Jackson	1982-85	26	272	10.46
10.	Mario Fannin	2007-10	96	969	10.09
--	<b>Onterio McCalebb</b>	<b>2009-present</b>	<b>57</b>	<b>528</b>	<b>9.26</b>



CAREER STATS UPDATE

FIELD GOAL PERCENTAGE (Min. 10 made)

Player	Seasons	FGM	FGA	Pct
1. Scott Etheridge	1992-93	34	43	.791
2. Matt Hawkins	1994-95	26	33	.788
<b>3. Cody Parkey</b>	<b>2010-present</b>	<b>24</b>	<b>31</b>	<b>.774</b>
4. Win Lyle	1987-89	45	59	.763
5. Wes Byrum	2007-10	60	80	.750
6. Jaret Holmes	1996-97	27	37	.730
7. John Vaughn	2003-06	50	69	.725
8. Ed Dias	1958-60	17	24	.708
9. Gardner Jett	1970-72	23	34	.676
Jim Von Wyl	1990-91	32	48	.667
Robert McGinty	1984	12	18	.667

KICKOFF RETURN AVERAGE (Min. 20 returns)

Player	Seasons	Ret	Yards	Avg
<b>1. Onterio McCalebb</b>	<b>2009-present</b>	<b>44</b>	<b>1186</b>	<b>26.95</b>
2. Tristan Davis	2005-08	55	1455	26.45
3. Demond Washington	2009-10	62	1614	26.03
4. Rick Neel	1973-75	26	673	25.88
5. James Brooks	1977-80	68	1726	25.38
6. Markeith Cooper	1996-99	45	1077	23.93
7. Tim Carter	1998-01	40	956	23.90
8. Joe Cribbs	1976-79	22	507	23.05
9. Devin Aromashodu	2002-05	38	860	22.63
10. Herbert Casey	1989-91	21	473	22.52

KICKOFF RETURN YARDAGE

Player	Seasons	Ret	Avg	Yards
1. James Brooks	1977-80	68	25.4	1726
3. Demond Washington	2009-10	62	26.0	1614
3. Thomas Bailey	1991-94	74	20.5	1520
4. Tristan Davis	2005-08	55	26.5	1455
<b>5. Onterio McCalebb</b>	<b>2009-present</b>	<b>44</b>	<b>26.9</b>	<b>1186</b>
6. Markeith Cooper	1996-99	45	23.9	1077
7. Robert Baker	1995-96	46	21.3	979
8. Tim Carter	1998-01	40	23.9	956
9. Mario Fannin	2006-10	44	21.5	944
10. Roderick Hood	2000-02	38	22.6	860

ALL-PURPOSE YARDS

Player	Seasons	Rush	Rec	KR	PR	Yards
1. James Brooks	1977-80	3523	219	1726	128	5596
2. Carnell Williams	2001-04	3831	342	609	302	5084
3. Bo Jackson	1982-85	4303	272	317	0	4892
4. Joe Cribbs	1976-79	3368	268	597	328	4561
<b>5. Onterio McCalebb</b>	<b>2009-pres.</b>	<b>2356</b>	<b>528</b>	<b>1186</b>	<b>0</b>	<b>4070</b>
6. Thomas Bailey	1991-94	-5	1243	1520	1170	3928
7. Ben Tate	2006-09	3321	336	186	0	3843
8. Brent Fullwood	1983-86	2789	77	892	0	3758
9. Ronnie Brown	2000-04	2707	688	15	0	3390
10. Mario Fannin	2006-10	1366	985	944	0	3295

TACKLES

Player	Seasons	Tackles
1. Freddie Smith	1976-79	528
2. Gregg Carr	1981-84	453
3. Darrel Crawford	1988-91	424
4. Anthony Harris	1992-95	400
5. Quentin Riggins	1986-89	398
6. Chris Martin	1979-83	374
7. Tracy Rocker	1985-88	354
8. Dontarrious Thomas	2000-03	351
9. Marcellus Mostella	1993-96	336
10. Takeo Spikes	1995-97	331
11. Kurt Crain	1986-87	324
12. Anthony Harris	1992-94	306
13. Edward Phillips	1984-87	306
14. Jason Miska	1992-95	302
<b>Daren Bates</b>	<b>2009-pres.</b>	<b>302</b>
16. Mike Pelton	1991-94	294
17. Ben Thomas	1981-84	290
18. Danny Skutack	1978-81	285
19. Bob Harris	1979-82	281
20. Neiko Thorpe	2008-11	279
21. Gerald Williams	1982-85	278
22. Edmund Nelson	1978-81	273
23. Zac Etheridge	2007-10	261
24. Ricky Neal	1994-97	253
25. Will Herring	2003-06	248

QUARTERBACK SACKS (Since 1981)

Player	Seasons	Yards	Sacks
1. Quentin Groves	2004-07	169	26.0
Gerald Robinson	1982-85	150	26.0
3. Antonio Coleman	2006-09	147	24.5
4. Tracy Rocker	1985-88	146	21.0
Craig Olgetree	1986-89	117	21.0
6. Reggie Torbor	2000-03	128	18.5
7. Leonardo Carson	1996-99	123	17.0
Willie Whitehead	1991-94	108	17.0
<b>9. Corey Lemonier</b>	<b>2010-present</b>	<b>108</b>	<b>16.5</b>
10. Marcus Washington	1994-96	108	16.0
Gary Walker	1993-94	95	16.0



JORDAN-HARE STADIUM

Jordan-Hare Facts

Dedicated: 1939 (7,500)

Stadium Names

- 1939: Auburn Stadium
- 1949: Cliff Hare Stadium
- 1973: Jordan-Hare Stadium

Capacity:

- 1949: 21,500
- 1955: 34,500
- 1960: 44,500
- 1970: 61,261
- 1980: 72,169
- 1987: 85,214
- 2000: 85,612
- 2001: 86,063
- 2004: 87,451



Jordan-Hare Stadium is Auburn's showcase football stadium, which seats 87,451 with 70 luxury suites located between the lower level and upper deck on the East side.

The stadium was dedicated Nov. 30, 1939, with 7,500 seats. Ten years later, 14,000 more seats were added, and the stadium was named Cliff Hare Stadium (after a member of Auburn's first football team and eventual professor and dean of the School of Chemistry), although only 12 home games were played there over that 10-year span. Additional seats were added in 1955, 1960 and 1970. The West upper deck was completed in 1980; the East upper deck and suites were finished for the 1987 season. The most recent addition to the stadium was the construction of a 30-foot by 74-foot Daktronics LED board in 2007, coming at a cost of \$2.9 million. Auburn was the first school in the SEC to install a high-definition video board display.

The facility was renamed Jordan-Hare Stadium in 1973, recognizing Hall of Fame coach Ralph "Shug" Jordan. The turf at Jordan-Hare Stadium was officially named after Pat Dye, Auburn's Hall of Fame

coach and athletics director, prior to the 2005 Iron Bowl. The Tigers posted a 99-39-4 record in 12 seasons under Dye from 1981-92, and won four SEC championships. Auburn's home games are now played at Pat Dye Field at Jordan-Hare Stadium.

On game days, Auburn's Pat Dye Field at Jordan-Hare Stadium becomes the sixth-largest city in the state of Alabama as Auburn has averaged at least 80,000 fans per game for the last 19 seasons. Since Jordan-Hare Stadium expanded to its current capacity prior to the 2004 season, the Tigers have tallied 28 sell-out games.

Pat Dye Field at Jordan-Hare Stadium is the nation's 10th-largest on-campus stadium with a capacity of 87,451. It is the sixth-largest in the SEC.

The Tigers have won 78.1 percent of their games in Jordan-Hare Stadium since its inception in 1939 and hold an overall record of 286-73-7 there.

Attendance Average

1993.....	81,062
1994.....	81,287
1995.....	81,181
1996.....	82,468
1997.....	83,545
1998.....	81,105
1999.....	80,905
2000.....	82,435
2001.....	85,448
2002.....	82,943
2003.....	85,203
2004.....	83,085
2005.....	84,161
2006.....	85,063
2007.....	84,689
2008.....	86,915
2009.....	84,614
2010.....	86,087
2011.....	85,792
2012.....	85,717

Largest On-Campus Stadiums

1. Michigan Stadium (Michigan) .....	109,901
2. Beaver Stadium (Penn State) .....	107,282
3. Neyland Stadium (Tennessee) .....	102,455
4. Ohio Stadium (Ohio State) .....	102,329
5. Bryant-Denny Stadium (Alabama) .....	101,821
6. Darrell K. Royal-Texas Memorial Stadium (Texas) .....	101,624
7. Sanford Stadium (Georgia) .....	92,746
8. Tiger Stadium (LSU) .....	92,542
9. Ben Hill Griffin Stadium (Florida) .....	88,548
10. Jordan-Hare Stadium (Auburn) .....	87,451
11. Memorial Stadium (Nebraska) .....	86,304
12. Kyle Field (Texas A&M) .....	82,600
13. Bobby Bowden Field at Doak Campbell Stadium (Florida State) .....	82,300
14. Gaylord Family Oklahoma Memorial Stadium (Oklahoma) .....	82,112
15. Notre Dame Stadium (Notre Dame) .....	80,795

28

Since Jordan-Hare Stadium expanded to its current capacity prior to the 2004 season, the Tigers have tallied 28 sell-out games

**SEC Champions:**  
1957, 1983, 1987, 1988, 1989, 2004, 2010  
**SEC West Champions:**  
1997, 2000, 2001, 2002, 2004, 2005, 2010

## 2012 AUBURN FOOTBALL GAME NOTES



### AUBURN HEAD COACH GENE CHIZIK



#### COACHING LEDGER

The 2012 season is Gene Chizik's 25th season as a coach in the collegiate ranks. Chizik began his career as a graduate assistant at both Middle Tennessee (1990-91) and Clemson (1988-89) before heading to Stephen F. Austin (1992-97). He then moved to Central Florida from 1998-2001 before making his first stop on The Plains (2002-04). Texas was his final post as an assistant coach. Chizik served as defensive coordinator with the Longhorns from 2005-06. Two seasons as the head coach at Iowa State (2007-08) preceded Chizik's tenure as head coach at Auburn (2009-current). He also spent two seasons coaching at the high school level in Florida.

#### NATIONAL CHAMPIONS

In 2010, in just his second season as head coach at Auburn, Gene Chizik led the Tigers to their first national championship in more than 50 years, defeating Oregon, 22-19, in the BCS Championship Game on Jan. 10, 2011, in Glendale, Ariz.

#### SEC CHAMPS

Chizik led Auburn to the Southeastern Conference Championship in 2010, the seventh in program history. The Tigers routed South Carolina, 56-17, at the Georgia Dome in Atlanta on Dec. 4, en route to the national title. It was also Auburn's seventh SEC West Title.

#### .674 WINNING PERCENTAGE

Auburn has a 31-17 record the last three-plus seasons under Gene Chizik for a .646 winning percentage. The Tigers have posted no fewer than eight wins in each of his seasons as head coach. When playing at home, Auburn is 21-6 under Chizik.

#### ALL-SEC

Under Coach Chizik, eight Auburn players have been named All-SEC First Team, including current Tigers Steven Clark and Corey Lemonier.

#### GOING BOWLING

Auburn has been to three straight bowl games under Chizik, including the 2010 BCS Championship Game. In his first season as

head coach, the Tigers brought home a 38-35 overtime win over Northwestern at the Outback Bowl on Jan. 1, in Tampa, Fla. The following season, Auburn defeated Oregon, 22-19, for the national title, and in 2011, the Tigers earned a decisive, 43-24, victory against Virginia in the Chick-fil-A Bowl in Atlanta on Dec. 31.

#### RECRUITING

Auburn has signed three straight Top 10 national recruiting classes under Chizik.

#### TROPHIES

Since Chizik arrived on the Plains, four different Auburn players have been first-team All-America while also winning the Heisman Trophy, Lombardi Award, Davey O'Brien Award, Walter Camp Award and Maxwell Award. Chizik himself was named National Coach of the Year for 2010.

#### GRADUATION

Since Chizik was hired, 63 Tiger football players have earned their academic degrees from Auburn.

#### NFL DRAFT

Chizik has coached seven former Tigers who went on to become NFL draft picks, including Cam Newton, the No. 1 overall pick in the 2011 NFL Draft by the Carolina Panthers.

### CHIZIK YEAR-BY-YEAR RECORD

#### 2007 - (3-9, 2-6 Big 12)

8/30	KENT STATE	14-23	L
9/8	NORTHERN IOWA	13-24	L
9/15	IOWA	15-13	W
9/22	at Toledo	35-36	L
9/29	at Nebraska	17-35	L
10/6	at Texas Tech	17-42	L
10/13	TEXAS	3-56	L
10/20	OKLAHOMA	7-17	L
10/27	at Missouri	28-42	L
11/3	KANSAS STATE	31-20	W
11/10	COLORADO	31-28	W
11/17	at Kansas	7-45	L

#### 2008 - (2-10, 0-8 Big 12)

8/28	SOUTH DAKOTA ST.	44-17	W
9/6	KENT STATE	48-28	W
9/13	at Iowa	5-17	L
9/20	at UNLV (OT)	31-34	L
10/4	KANSAS	33-35	L
10/11	at Baylor	10-38	L
10/18	NEBRASKA	7-35	L
10/25	TEXAS A&M	35-49	L
11/1	at Oklahoma State	17-59	L
11/8	at Colorado	24-28	L
11/15	MISSOURI	20-52	L
11/22	at Kansas State	30-38	L

#### 2009 - (8-5, 3-5 SEC)

9/5	LOUISIANA TECH	37-13	W
9/12	MISSISSIPPI STATE	49-24	W

9/19	WEST VIRGINIA	41-30	W
9/26	BALL STATE	54-30	W
10/3	at Tennessee	26-22	W
10/10	at Arkansas	23-44	L
10/17	KENTUCKY	14-21	L
10/24	at LSU	10-31	L
10/31	OLE MISS	33-20	W
11/7	FURMAN	63-31	W
11/14	at Georgia	24-31	L
11/27	ALABAMA	21-26	L
1/1	Northwestern (Outback)	38-35 [OT]	W

#### 2010 - (14-0, 8-0 SEC)

9/4	ARKANSAS STATE	52-26	W
9/9	at Mississippi State	17-14	W
9/18	CLEMSON	27-24 [OT]	W
9/25	SOUTH CAROLINA	35-27	W
10/2	ULM	52-3	W
10/9	at Kentucky	37-34	W
10/16	ARKANSAS	65-43	W
10/23	LSU	24-17	W
10/30	at Ole Miss	51-31	W
11/6	CHATTANOOGA	62-24	W
11/13	GEORGIA	49-31	W
11/26	at Alabama	28-27	W
12/4	South Carolina (SEC CG)	56-17	W
1/10/11	Oregon (BCSCG)	22-19	W

#### 2011 - (8-5, 4-4 SEC)

9/3	UTAH STATE	42-38	W
9/10	MISSISSIPPI STATE	41-34	W

9/17	at Clemson	24-38	L
9/24	FLORIDA ATLANTIC	30-14	W
10/1	at South Carolina	16-13	W
10/8	at Arkansas	14-38	L
10/15	FLORIDA	17-6	W
10/22	at LSU	10-45	L
10/29	OLE MISS	41-23	W
11/12	at Georgia	7-45	L
11/19	SAMFORD	35-16	W
11/26	ALABAMA	14-42	L
12/31	Virginia (Chick-fil-A)	43-24	W

#### 2012 - (1-7, 0-6 SEC)

9/1	vs. Clemson	19-26	L
9/8	at Mississippi State	10-28	L
9/15	ULM	31-28 [OT]	W
9/22	LSU	10-12	L
10/6	ARKANSAS	7-24	L
10/13	at Ole Miss	20-41	L
10/20	at Vanderbilt	13-17	L
10/27	TEXAS A&M	21-63	L
11/3	NEW MEXICO STATE	11:30 a.m.	
11/10	GEORGIA	6 p.m.	
11/17	ALABAMA A&M	TBA	
11/24	at Alabama	TBA	



**GENE CHIZIK ERA SUPERLATIVES**

**Most Points**

1. 63 vs. Furman (11/07/2009)
2. 62 vs. Tennessee-Chattanooga (11/06/2010)
3. 56 vs. South Carolina (12/04/2010)
4. 54 vs. Ball State (09/26/2009)
5. 52 vs. Arkansas State (09/04/2010)  
52 vs. Louisiana-Monroe (10/02/2010)

**Fewest Points Allowed**

1. 3 vs. Louisiana-Monroe (10/02/2010)
2. 6 vs. Florida (10/15/2011)
3. 12 vs. LSU (9/22/2012)
4. 13 vs. Louisiana Tech (09/05/2009)  
13 vs. South Carolina (10/01/2011)

**Most First Downs**

1. 30 vs. Furman (11/07/2009)
2. 29 vs. Mississippi State (09/12/2009)  
29 vs. South Carolina (10/01/2010)
4. 28 at Ole Miss (10/30/2010)  
28 vs. Georgia (11/13/2010)  
28 vs. South Carolina (12/01/2010)  
28 vs. Oregon (01/10/2011)

**Fewest First Downs Allowed**

1. 13 at South Carolina (10/01/2011)
2. 14 vs. Mississippi State (09/12/2009)  
14 vs. Florida (10/15/2011)
4. 15 vs. Furman (11/07/2009)  
15 vs. LSU (9/22/2012)

**Most Rushing Attempts**

1. 67 at South Carolina (10/01/2011)
2. 59 vs. Mississippi State (09/12/2009)
3. 57 vs. South Carolina (09/25/2010)  
57 vs. Georgia (11/13/2010)
5. 52 vs. Louisiana Tech (09/05/2009)  
52 at Kentucky (10/09/2010)  
52 vs. LSU (10/23/2010)  
52 at Arkansas (10/08/2011)

**Fewest Rushing Attempts – Opponent**

1. 24 vs. Georgia (11/13/2010)
2. 28 vs. Arkansas (10/16/2010)
3. 29 at Tennessee (10/03/2009)
4. 30 at Kentucky (10/09/2010)  
30 vs. Tennessee-Chattanooga (11/06/2010)  
30 vs. Florida (10/15/2011)  
30 vs. Virginia (12/31/2011)

**Most Rushing Yards**

1. 440 vs. LSU (10/23/2010)
2. 390 vs. Mississippi State (09/12/2009)
3. 367 vs. Arkansas State (09/04/2010)
4. 343 at Ole Miss (10/30/2010)
5. 334 vs. South Carolina (09/25/2010)

**Fewest Rushing Yards Allowed**

1. 38 vs. Louisiana-Monroe (10/02/2010)
2. 43 vs. Arkansas State (09/04/2010)
3. 66 vs. Florida (10/15/2011)
4. 69 at Alabama (11/26/2010)
5. 75 vs. Oregon (01/10/2011)

**Most Passes Attempted**

1. 35 at Tennessee (10/03/2009)  
35 vs. Oregon (01/10/2011)  
35 vs. Arkansas (10/6/2012)
4. 33 vs. West Virginia (09/19/2009)  
33 vs. Northwestern (01/01/2010)

**Most Passes Completed**

1. 27 vs. Furman (11/07/2009)
2. 22 vs. Arkansas (10/6/2012)
3. 21 vs. Ball State (09/26/2009)
4. 20 at Tennessee (10/03/2009)  
20 at Georgia (11/14/2009)  
20 vs. Northwestern (01/01/2010)  
20 vs. Oregon (01/10/2011)

**Fewest Passes Attempted - Opponent**

1. 17 at Georgia (11/14/2009)
2. 18 at Georgia (11/12/2011)
3. 21 vs. Mississippi State (09/12/2009)
4. 22 vs. Kentucky (10/17/2009)  
22 vs. LSU (9/22/2012)

**Fewest Passes Completed – Opponent**

1. 9 vs. Kentucky (10/17/2009)  
9 at Georgia (11/14/2009)  
9 at South Carolina (10/01/2011)
4. 11 vs. Mississippi State (09/12/2009)
5. 13 vs. LSU (9/22/2012)

**Most Passing Yards**

1. 373 vs. Furman (11/07/2009)
2. 351 vs. South Carolina (12/04/2010)
3. 325 vs. Tennessee-Chattanooga (11/06/2010)
4. 306 vs. Ball State (09/26/2009)
5. 300 vs. West Virginia (09/19/2009)

**Fewest Passing Yards Allowed**

1. 75 vs. Kentucky (10/17/2009)
2. 114 vs. Ball State (09/26/2009)
3. 128 vs. LSU (10/23/2010)  
128 vs. Florida (10/15/2011)
5. 129 at Mississippi State (09/09/2010)

**Punting Average (Min. 4 Punts)**

1. 50.3 vs. LSU (10/23/2010)
2. 48.1 vs. Furman (11/07/2009)
3. 47.4 at Georgia (11/14/2009)
4. 46.7 at Ole Miss (10/13/2012)
5. 45.7 vs. Mississippi State (09/10/2011)

**Highest Time of Possession**

1. 35:47 at South Carolina (10/01/2011)
2. 34:46 at Tennessee (10/03/2009)
3. 34:20 at Ole Miss (10/13/2012)
4. 34:15 vs. Georgia (11/12/2011)
5. 33:14 at Ole Miss (10/30/2010)



AUBURN OFFENSIVE CAREER BESTS

3 • DeANGELO BENTON

Receptions .....	6	Furman	11/7/09
Rec. Yards .....	88	Furman	11/7/09
Rec. Long .....	41	at Clemson	9/17/11
Rec. TD .....	1	Florida	10/15/11

80 • EMORY BLAKE

Receptions .....	10	Arkansas	10/6/12
Rec. Yards .....	118	Arkansas	10/6/12
Rec. Long .....	94	ULM	10/2/10
Rec. TD .....	1	16x (last vs. Texas A&M)	10/27/12

22 • MIKE BLAKELY

Rush Attempts .....	11	at Mississippi State	9/8/12
Rush Yards .....	42	at Mississippi State	9/8/12
Rush Long .....	20	Arkansas	10/6/12

4 • QUAN BRAY

Receptions .....	6	at Mississippi State	9/8/12
Rec. Yards .....	50	at Mississippi State	9/8/12
Rec. Long .....	16	at Mississippi State	9/8/12
Kick Ret .....	2	2x (last at South Carolina)	10/1/11
Kick Ret Yds .....	55	Utah State	9/3/11
Kick Ret Long .....	33	Utah State	9/3/11
Punt Ret .....	3	2x (last at Arkansas)	10/8/11
Punt Ret Yds .....	26	at South Carolina	10/1/11
Punt Ret Long .....	18	ULM	9/15/12
Completions .....	1	ULM	9/15/12
Pass Attempts .....	1	ULM	9/15/12
Pass Yards .....	34	ULM	9/15/12
Pass TDs .....	1	ULM	9/15/12

30 • STEVEN CLARK

Punts .....	9	2x (last vs. Florida)	10/15/11
Long Punt .....	58	Mississippi State	9/10/11
Inside 20 .....	6	at Arkansas	10/8/11

18 • SAMMIE COATES

Receptions .....	2	ULM	9/15/12
Rec. Yards .....	42	at Ole Miss	10/13/12
Rec. Long .....	42	at Ole Miss	10/13/12
Rec. TD .....	1	ULM	9/15/12

89 • JAYLON DENSON

Receptions .....	1	Arkansas	10/6/12
Rec. Yards .....	12	Arkansas	10/6/12
Rec. Long .....	12	Arkansas	10/6/12

10 • KIEHL FRAZIER

Completions .....	13	2x (last vs. LSU)	9/22/12
Pass Attempts .....	27	Clemson	9/1/12
Pass Yards .....	194	Clemson	9/1/12
Pass TDs .....	1	2x (last vs. ULM)	9/15/12
Pass Long .....	54	Clemson	9/1/12
Rush Attempts .....	16	Virginia (Chick-fil-A)	12/31/11
Rush Yards .....	55	Virginia (Chick-fil-A)	12/31/11
Rush TDs .....	2	Virginia (Chick-fil-A)	12/31/11
Rush Long .....	22	at South Carolina	10/1/11
Receptions .....	1	ULM	9/15/12
Rec. Yards .....	34	ULM	9/15/12
Rec. TDs .....	1	ULM	9/15/12
Rec. Long .....	34	ULM	9/15/12

11 • BRANDON FULSE

Receptions .....	2	FAU	9/24/11
Rec. Yards .....	11	FAU	9/24/11

5 • RICARDO LOUIS

Receptions .....	1	2x (last at Vanderbilt)	10/20/12
Rec. Yards .....	11	at Vanderbilt	10/20/12
Rec. Long .....	11	at Vanderbilt	10/20/12
Rush Attempts .....	2	Texas A&M	10/27/12
Rush Yards .....	2	Texas A&M	10/27/12
Rush Long .....	2	Texas A&M	10/27/12

21 • TRE MASON

Rush Attempts .....	22	ULM	9/15/12
Rush Yds .....	106	Clemson	9/1/12
Rush Lg .....	30	Clemson	9/1/12
Rush TD .....	2	at Ole Miss	10/13/12

Receptions .....	1	2x (last vs. Arkansas)	10/6/12
Rec. Yards .....	34	ULM	9/15/12
Rec. Long .....	34	ULM	9/15/12
All-Purpose Yards .....	186	Mississippi State	9/10/11
Kick Ret .....	6	Mississippi State	9/10/11
Kick Ret Yds .....	176	Utah State	9/3/11
Kick Ret Lg .....	97	Utah State	9/3/11
Kick Ret TD .....	1	Utah State	9/3/11

23 • ONTERIO McCALEBB

Rush Attempts .....	22	Louisiana Tech	9/5/09
Rush Yards .....	148	Louisiana Tech	9/5/09
Rush TDs .....	3	Georgia	11/13/10
Rush Long .....	70	LSU	10/23/10
Receptions .....	5	Utah State	9/3/11
Rec. Yards .....	62	Tennessee	10/3/09
Rec. TDs .....	1	2x (last vs. Virginia)	12/31/11
Rec. Long .....	51	Florida Atlantic	9/24/11
All-Purpose Yards .....	204	Tennessee	10/3/09
Kick Ret .....	6	Mississippi State	9/10/11
Kick Ret Yds .....	138	at Mississippi State	9/8/12
Kick Ret Lg .....	100	at Mississippi State	9/8/12
Kick Ret TD .....	1	2x (last at Mississippi State)	9/8/12

15 • CLINT MOSELEY

Completions .....	14	at Vanderbilt	10/20/12
Pass Attempts .....	22	at Georgia	11/12/11
Pass Yards .....	167	Samford	11/19/11
Pass TDs .....	4	Ole Miss	10/29/11

36 • CODY PARKEY

FG Attempts .....	4	2x (last vs. Clemson)	9/1/12
FGs Made .....	4	2x (last vs. Clemson)	9/1/12
Career Long .....	46	2x (last vs. Clemson)	9/1/12

35 • JAY PROSCH

Rush Attempts .....	1	3x (last at Vanderbilt)	10/20/12
Rush Yards .....	5	at Vanderbilt	10/20/12
Rush Long .....	5	at Vanderbilt	10/20/12
Receptions .....	2	at Vanderbilt	10/20/12
Rec. Yards .....	9	at Vanderbilt	10/20/12
Rec. Long .....	8	at Ole Miss	10/13/12

1 • TROVON REED

Receptions .....	5	Florida Atlantic	5/24/11
Rec. Yards .....	37	Arkansas	10/6/12
Rec. Long .....	31	Arkansas	10/6/12
Rush Attempts .....	2	at Clemson	9/17/11
Rush Yds .....	12	at Clemson	9/17/11
Rush Lg .....	10	at Clemson	9/17/11
Punt Ret .....	3	Florida Atlantic	5/24/11
Punt Ret Yds .....	14	Florida Atlantic	5/24/11
Punt Ret Lg .....	9	2x (last vs. Mississippi State)	9/10/11

85 • TRAVANTE STALLWORTH

Receptions .....	5	Clemson	9/17/11
Receiving Yards .....	93	Utah State	9/3/11
Rec. TD .....	1	Utah State	9/3/11
Rec. Long .....	44	Arkansas	10/8/11

81 • C.J. UZOMAH

Receptions .....	3	Texas A&M	10/27/12
Receiving Yards .....	90	Texas A&M	10/27/12
Rec. TDs .....	1	Texas A&M	10/27/12
Rec. Long .....	38	Texas A&M	10/27/12
Completions .....	1	at Georgia	11/12/11
Pass Attempts .....	1	3x (last at Georgia)	11/12/11
Pass Yards .....	4	at Georgia	11/12/11
Pass TDs .....	1	at Georgia	11/12/11

12 • JONATHAN WALLACE

Completions .....	6	Texas A&M	10/27/12
Pass Attempts .....	9	Texas A&M	10/27/12
Pass Yards .....	122	Texas A&M	10/27/12
Pass TDs .....	2	Texas A&M	10/27/12
Rush Attempts .....	13	Texas A&M	10/27/12
Rush Yards .....	71	Texas A&M	10/27/12
Rush Long .....	12	Texas A&M	10/27/12



AUBURN DEFENSIVE CAREER BESTS

25 • DAREN BATES

Table with 3 columns: Statistic, Opponent, Date. Includes Tackles (16), TFL (1.5), Sacks (1.0), Interceptions (1), Fumbles Recovered (1).

22 • T'SHARVAN BELL

Table with 3 columns: Statistic, Opponent, Date. Includes Tackles (9), Interceptions (2), Deflections (2), Sacks (1.0), Fumbles Recovered (1).

98 • ANGELO BLACKSON

Table with 3 columns: Statistic, Opponent, Date. Includes Tackles (3), TFL (1.0), Fumbles Forced (1), Fumbles Recovered (1), Blocked Kicks (1).

92 • KENNETH CARTER

Table with 3 columns: Statistic, Opponent, Date. Includes Tackles (5), TFL (1.0).

11 • CHRIS DAVIS

Table with 3 columns: Statistic, Opponent, Date. Includes Tackles (9), Deflections (2), TFL (1.0).

94 • NOSA EGUAE

Table with 3 columns: Statistic, Opponent, Date. Includes Tackles (9), TFL (2.5), Sacks (2.0).

35 • JONATHAN EVANS

Table with 3 columns: Statistic, Opponent, Date. Includes Tackles (14), TFL (1.0).

31 • TRENT FISHER

Table with 3 columns: Statistic, Opponent, Date. Includes Tackles (5).

14 • ERIQUE FLORENCE

Table with 3 columns: Statistic, Opponent, Date. Includes Tackles (7), TFL (1.0), Fumbles Forced (1), Sacks (1.0).

95 • DEE FORD

Table with 3 columns: Statistic, Opponent, Date. Includes Tackles (7), TFL (2.0), Sacks (2.0).

26 • JUSTIN GARRETT

Table with 3 columns: Statistic, Opponent, Date. Includes Tackles (5), TFL (1.0).

5 • JAKE HOLLAND

Table with 3 columns: Statistic, Opponent, Date. Includes Tackles (11), TFL (2.0), Sacks (1.0), Deflections (1).

15 • JOSHUA HOLSEY

Table with 3 columns: Statistic, Opponent, Date. Includes Tackles (5), TFL (1.0), Deflections (1).

21 • JONATHAN JONES

Table with 3 columns: Statistic, Opponent, Date. Includes Tackles (7).

55 • COREY LEMONIER

Table with 3 columns: Statistic, Opponent, Date. Includes Tackles (9), TFL (3.0), Sacks (2.0), Blocks (1), Fumbles Forced (2), Fumbles Recovered (1).

30 • CASSANOVA MCKINZY

Table with 3 columns: Statistic, Opponent, Date. Includes Tackles (12), TFL (0.5), Fumbles Forced (1), Fumbles Recovered (1).

12 • DEMETRUC McNEAL

Table with 3 columns: Statistic, Opponent, Date. Includes Tackles (18), TFL (1.5), Deflections (1), Interceptions (1).

6 • JONATHON MINCY

Table with 3 columns: Statistic, Opponent, Date. Includes Tackles (8), Deflections (1), Fumbles Forced (1), Fumbles Recovered (1), TFL (1.0), Sacks (1.0).

10 • LADARIUS OWENS

Table with 3 columns: Statistic, Opponent, Date. Includes Tackles (3), TFL (1.5), Sacks (1.0).

56 • ASHTON RICHARDSON

Table with 3 columns: Statistic, Opponent, Date. Includes Tackles (3), TFL (1.0), Sacks (1.0), Fumbles Recovered (1).

13 • CRAIG SANDERS

Table with 3 columns: Statistic, Opponent, Date. Includes Tackles (4), TFL (1.5).

96 • DEVAUNTE SIGLER

Table with 3 columns: Statistic, Opponent, Date. Includes Tackles (3), Sacks (1), TFL (1).

24 • RYAN SMITH

Table with 3 columns: Statistic, Opponent, Date. Includes Tackles (12), TFL (1.0), Fumbles Recovered (1).

27 • ROBENSON THEREZIE

Table with 3 columns: Statistic, Opponent, Date. Includes Tackles (5), Deflections (1), TFL (1).

74 • JAMAR TRAVIS

Table with 3 columns: Statistic, Opponent, Date. Includes Tackles (2), TFL (1.0).

54 • JEFFREY WHITAKER

Table with 3 columns: Statistic, Opponent, Date. Includes Tackles (4), TFL (1.0), Fumbles Forced (1).

19 • RYAN WHITE

Table with 3 columns: Statistic, Opponent, Date. Includes Tackles (7), Deflections (1).

9 • JERMAINE WHITEHEAD

Table with 3 columns: Statistic, Opponent, Date. Includes Tackles (12), TFL (1.0), Sacks (1.0), Interceptions (1), Deflections (2), Fumbles Recovered (1).

90 • GABE WRIGHT

Table with 3 columns: Statistic, Opponent, Date. Includes Tackles (4), TFL (1.0), Sacks (1.0), Fumbles Forced (1).






### COACHING STAFF ON THE FIELD



**GENE CHIZIK**  
HEAD COACH



**TROOPER TAYLOR**  
ASST. HEAD COACH/  
WIDE RECEIVERS



**BRIAN VANGORDER**  
DEFENSIVE COORDINATOR



**JAY BOULWARE**  
SPECIAL TEAM COORD./  
TIGHT ENDS



**JEFF GRIMES**  
OFFENSIVE LINE



**CURTIS LUPER**  
RUNNING BACKS



**MIKE PELTON**  
DEFENSIVE LINE



**TOMMY THIGPEN**  
LINEBACKERS

### COACHING STAFF IN THE BOOTH



**SCOT LOEFFLER**  
OFFENSIVE COORDINATOR/  
QUARTERBACKS



**WILLIE MARTINEZ**  
SECONDARY