



ALABAMA

CRIMSON TIDE BASKETBALL

ALABAMA ATHLETICS COMMUNICATIONS • MBB CONTACT: AARON JORDAN • AJORDAN@IA.UA.EDU • 205-348-5401 (O) • 205-913-1979 (C)

2013-14 SCHEDULE/RESULTS

Opponent	TV	Time/Result
November		
4 WEST GEORGIA (EXH)		W, 65-64
8 vs. Oklahoma#	FOX SW	L, 73-82
14 TEXAS TECH	ESPN2	W, 76-64
18 STILLMAN^	ESPN3	W, 102-65
19 GEORGIA STATE^	ESPN3	W, 75-58
27 vs. ^{6/6} Duke%	ESPN2	L, 64-74
29 vs. Drexel%	ESPN2	L, 83-85 (3OT)

December		
4 NORTH FLORIDA	CSS	W, 76-48
7 at USF	ESPNU	L, 64-66
14 CHARLESTON SOUTHERN		W, 59-46
17 ^{11/9} WICHITA STATE	ESPNU	L, 67-72
21 XAVIER	CSS	L, 74-77
28 at UCLA	ESPN2	L, 67-75

January		
4 ROBERT MORRIS	CSS	W, 64-56
7 VANDERBILT*	ESPNU	W, 68-63
11 at Georgia*	SEC TV	L, 58-66
15 MISSISSIPPI STATE*	SEC TV	W, 80-61
18 at Missouri*	ESPN2	L, 47-68
23 ^{6/6} FLORIDA*	ESPN2	L, 62-68
25 LSU*	ESPN2	W, 82-80
29 at Auburn*	SEC TV	7 p.m.

February		
1 TENNESSEE*	ESPN2	8 p.m.
5 at Arkansas*	SEC TV	7 p.m.
8 at Florida*	ESPN	11 a.m.
11 MISSISSIPPI*	ESPNU	8 p.m.
15 at South Carolina*	SEC TV	3 p.m.
20 at Texas A&M*	ESPN/ESPN2	6 p.m.
22 MISSOURI*	ESPN2	7 p.m.
26 at Mississippi*	ESPN3	7 p.m.

March		
1 AUBURN*	ESPNU	2 p.m.
4 at Kentucky*	ESPN	8 p.m.
8 ARKANSAS*	ESPN3	3 p.m.
12-16	at SEC Tournament (Atlanta, Ga.)	

Tip-Off Classic (Dallas, Texas)
 ^ NIT Season Tipoff opening rounds (Tuscaloosa)
 % NIT Season Tipoff (New York City)
 * SEC game
 All times listed as Central and subject to change

FOLLOW US

Follow Alabama basketball on the social media sites listed below for up-to-date news, exclusive content and more.



FOLLOW US ON TWITTER AND
INSTAGRAM AT ALABAMAMBB



WATCH VIDEOS ON OUR
YOUTUBE CHANNEL: ALABAMAMBB



LIKE US ON FACEBOOK AT
ALABAMAMBB

GAMECENTER - GAME 20

ALABAMA AT AUBURN | JAN. 29, 2014
 AUBURN, ALA. | AUBURN ARENA (9,121)



ALABAMA CRIMSON TIDE

2013-14 Record: _____ 9-10
 2013-14 SEC Record: _____ 3-3
 KenPom.com RPI _____ 84
 Last Five Games: _____ 2-3
 Last 10 Games: _____ 4-6
 Last Game: _____ W, 82-80 vs. LSU
 Head Coach: _____ Anthony Grant
 At Alabama (Years): _____ 95-62 (5th)
 Career Record (Years): _____ 171-87 (8th)



AUBURN TIGERS

2013-14 Record: _____ 8-9
 2013-14 SEC Record: _____ 0-6
 KenPom.com RPI _____ 165
 Last Five Games: _____ 0-5
 Last 10 Games: _____ 4-6
 Last Game: _____ L, 86-67 at Arkansas
 Head Coach: _____ Tony Barbee
 At Auburn (Years): _____ 43-68 (4th)
 Career Record (Years): _____ 125-120 (8th)

QUICK HITS

THE GAME

Alabama will travel to take on rival Auburn on Wednesday, Jan. 29, at 7 p.m. CT. The contest will be televised on SEC TV. It will be the first of two meetings between the teams this season, as the Tigers will make the return trip to Tuscaloosa on March 1 at 2 p.m. CT (ESPNU).

THE BROADCAST

Wednesday night's contest will be televised on SEC TV with Mike Morgan (play-by-play) and Joe Dean (analyst) on the call. The game can also be heard on the Crimson Tide Sports Network, with Chris Stewart (play-by-play) and Bryan Passink (analyst) calling all the action. The contest will also be broadcast nationally on Sirius Channel 119 and XM Channel 200. There will be live updates throughout the game available on twitter @AlabamaMBB.

THE SERIES

Wednesday night's game will mark the 148th meeting on the hardwood between the two schools, which is the fourth-most games UA has played against any one opponent. The Crimson Tide owns a 89-58 edge in the series. Alabama has won six of the last seven games played between the two teams, including four straight at home. UA owns an all-time record of 25-27 when playing at Auburn. However, the Tide has won two of the last three games played at Auburn Arena.

THE COACHES

Alabama coach Anthony Grant is in his fifth season at the helm of the men's basketball program. Grant owns a 95-62 (.605) record during his time at the Capstone and is 171-87 (.663) in eight seasons as a head coach. Auburn's Tony Barbee is in his fourth season as a head coach and has guided the Tigers to a record of 43-68 (.387). Now in his eighth season as a head coach, Barbee has a career record of 125-120 (.510).

THE NOTES YOU NEED TO KNOW

- ▶ The contest at Auburn will mark the third game in seven days for the Crimson Tide (played Thursday vs. No. 6 Florida and Saturday vs. LSU). It will not get any easier for UA, as the contest at Auburn begins a stretch of five of the next seven on the road.
- ▶ According to ESPN.com's RPI rankings, Alabama has the No. 2 overall strength of schedule and the No. 8-ranked non-conference strength of schedule.
- ▶ Head coach Anthony Grant has an all-time record of 6-2 when he has faced the Tigers, including a 2-2 mark when playing at Auburn.
- ▶ Freshman Shannon Hale's 13.3 ppg in conference play ranks third among SEC freshmen and 18th overall. Over his last nine games, Hale is second on the team with 12.2 points per game and rebounding (4.1 rpg) and third in field goal percentage (.513) over that same span.
- ▶ Guards Retin Obasohan (2.4 spg) and Trevor Releford (2.3 spg) rank first and second in the SEC in steals per game, respectively. Together, the duo is averaging 4.7 steals per game, which ranks third in the NCAA among all duos in terms of takeaways.
- ▶ In its two SEC road games this year, the Tide has given up 78 combined free throws (39.0 per game) to the opposition. As a result, Alabama has been outscored by 26 points from the charity stripe in SEC road contests thus far.



OVERALL • 9-10

SEC • 3-3

LAST 10 • 4-6



HOME • 9-3

AWAY • 0-4

NEUTRAL • 0-3

PREVIOUS GAME'S STARTERS
HIGHLIGHTED IN SHADED BOX

* Indicates players will sit out 2013-14 season, stats from 2012-13

0		ALGIE KEY						LAST GAME: 1 pt, 4 asts, 3 rebs, 2 stls vs. LSU NOTE: Had 20 pts on 7-of-8 shooting in debut vs. Oklahoma ... leads team in assist-turnover ratio (29 assists, 13 turnovers) ... two-time JUCO All-American at Barton (Kan.) CC ... 17.6 points & 6.2 rebounds a game last year.	CAREER HIGHS Pts: 20 - vs. Oklahoma, 11/8/13 Reb: 7 - Florida, 1/23/14 Asts: 5 - Stillman, 11/18/13 Mins: 32 - 2x (Florida, 1/23/14)
		G • 6-4 • 195 • Jr. • Decatur, Ga.							
		PPG	RPG	APG	SPG	BPG	MPG		
		4.6	2.5	1.5	0.7	0.2	17.4		
2		RICKY TARRANT*						LAST GAME: NA NOTE: Will sit out 2013-14 season due to NCAA transfer rules after transferring from Tulane ... was twice named to the C-USA All-Conference team and named all-district in 2013 ... scored 1,013 pts, 51 double-figure scoring gms at Tulane.	CAREER HIGHS Pts: 33 - 2x (at UAB, 2/18/12) Reb: 8 - at UTEP, 2/11/12 Ast: 8 - at Rice, 1/28/12
		G • 6-2 • 190 • Jr. • Pleasant Grove, Ala.							
		PPG	RPG	APG	SPG	BPG	MPG		
		15.7	2.8	3.6	1.3	0.1	35.3		
3		MICHAEL KESSENS*						LAST GAME: NA NOTE: Will sit out 2013-14 season due to NCAA transfer rules after transferring from Longwood ... CollegeInsider.com Mid-Major Freshman All-American ... named Big South All-Freshman Team ... had 11 double-doubles.	CAREER HIGHS Pts: 36 - vs. VMI, 3/7/13 Reb: 17 - Central Penn, 11/28/12 Blk: 4 - 2x (Dartmouth, 12/1/12)
		F • 6-9 • 215 • So. • Nyon, Switzerland							
		PPG	RPG	APG	SPG	BPG	MPG		
		13.7	8.8	1.4	1.2	1.3	32.7		
4		CARL ENGSTROM						LAST GAME: 2 pts, 4 rebs, 1 blk vs. LSU NOTE: Had career-high 11 pts and 8 rebs vs. Stillman ... leads team in FG% (.571, 16-of-28) ... received medical redshirt after missing most of 2012-13 season due to a an ACL and MCL tear early in the year.	CAREER HIGHS Pts: 11 - Stillman, 11/18/13 Reb: 8 - 2x (Stillman, 11/18/13) Blk: 4 - Mississippi State, 2/25/12 Mins: 25 - Robert Morris, 1/4/14
		C • 7-1 • 285 • R-Jr. • Ystad, Sweden							
		PPG	RPG	APG	SPG	BPG	MPG		
		2.1	2.7	0.5	0.1	0.6	12.5		
10		JIMMIE TAYLOR						LAST GAME: 2 pts, 4 rebs, 2 blks vs. LSU NOTE: Had career-best 12 pts & 9 rebs vs. UNF ... second in FG% (.536) & blocks ... leads team in offensive rebs (31) ... rated No. 69 overall by ESPN.com & No. 1-ranked prospect in Alabama by AL.com.	CAREER HIGHS Pts: 12 - North Florida, 12/4/13 Reb: 9 - North Florida, 12/4/13 Blk: 4 - Texas Tech, 11/14/13 Mins: 30 - at Missouri, 1/18/14
		F • 6-10 • 240 • Fr. • Greensboro, Ala.							
		PPG	RPG	APG	SPG	BPG	MPG		
		2.1	3.6	0.3	0.2	1.2	14.8		
11		SHANNON HALE						LAST GAME: 17 pts, 6 asts vs. LSU NOTE: Averaging 13.3 ppg & 3.7 rpg in SEC play ... has scored in double figures in all six league games ... had season-best 17 points vs. LSU ... scored 15 pts in SEC opener vs. Vandy ... had 14 pts vs. Xavier & at Georgia ... four-star recruit per Rivals.com.	CAREER HIGHS Pts: 17 - LSU, 1/25/14 Reb: 9 - at UCLA, 12/28/13 Ast: 6 - LSU, 1/25/14 Mins: 33 - Miss. State, 1/15/14
		F • 6-8 • 220 • Fr. • Johnson City, Tenn.							
		PPG	RPG	APG	SPG	BPG	MPG		
		7.4	3.2	0.9	0.5	0.3	18.4		
12		TREVOR RELEFORD						LAST GAME: 21 pts, 5 asts, 3 rebs, 2 stls vs. LSU NOTE: UA's all-time stls leader (236) ... had season-high 34 pts at UCLA ... has 5 20-point gms this year ... 2nd in SEC and 21st in nation in steals ... 2nd in SEC & 14th in NCAA in FT% (.904) ... Bob Cousy Award Watch List ... has 1,627 pts - 13th all-time.	CAREER HIGHS Pts: 36 - at LSU, 2/23/13 Reb: 8 - 2x (vs. Drexel, 11/29/13) Ast: 8 - Mississippi State, 2/2/11 Stl: 6 - 2x (Robert Morris, 1/4/13)
		G • 6-0 • 190 • Sr. • Kansas City, Mo.							
		PPG	RPG	APG	SPG	BPG	MPG		
		18.2	3.5	2.9	2.3	0.2	34.3		
15		NICK JACOBS						LAST GAME: 6 pts, 4 rebs vs. LSU NOTE: Scored career-high 23 pts vs. Drexel ... also had 18 pts and 3 blks vs Duke ... fourth on team in scoring and third in both rebounding & blocked shots ... double-doubles at MSU & vs. Auburn last year.	CAREER HIGHS Pts: 23 - vs. Drexel, 11/29/13 Reb: 12 - vs Tennessee, 3/15/13 Blk: 5 - Wichita State, 11/18/11 Mins: 42 - vs. Drexel, 11/29/13
		F • 6-8 • 245 • Jr. • Atlanta, Ga.							
		PPG	RPG	APG	SPG	BPG	MPG		
		8.6	3.4	0.4	0.2	0.6	20.6		
20		LEVI RANDOLPH						LAST GAME: 14 pts, 2 asts vs. LSU NOTE: Scored career-best 20 pts vs. UNF ... career high 10 rebs, 8 offensive, vs. Drexel ... second on team in offensive rebounds (29), 2nd in rpg & 3rd in scoring ... played in a team-best 87 straight games ... Academic All-District First Team last year.	CAREER HIGHS Pts: 20 - North Florida, 12/4/13 Reb: 10 - vs. Drexel, 11/29/13 Ast: 5 - Oklahoma St., 2/21/11 Mins: 37 - vs. Purdue, 11/20/11
		G • 6-5 • 205 • Jr. • Madison, Ala.							
		PPG	RPG	APG	SPG	BPG	MPG		
		9.6	4.2	1.6	0.7	0.1	30.9		
21		RODNEY COOPER						LAST GAME: 19 pts, 6 rebs, 2 asts vs. LSU NOTE: Had 2nd career double-double with 10 pts & 10 rebs vs. Oklahoma ... season-best 19 pts vs. LSU ... team's leader in rpg ... fourth on team in minutes per game & fifth in scoring ... 20 double-figure scoring games last year.	CAREER HIGHS Pts: 28 - at LSU, 2/11/12 Reb: 10 - 2x (vs. Oklahoma, 11/8/13) Ast: 4 - Robert Morris, 1/4/14 Mins: 42 - at LSU, 2/23/13
		G • 6-6 • 215 • Jr. • Hurtsboro, Ala.							
		PPG	RPG	APG	SPG	BPG	MPG		
		7.8	4.6	1.9	0.6	0.5	27.3		
32		RETIN OBASOHAN						LAST GAME: DNP vs. LSU NOTE: Second-leading scorer ... DNP last 2 gms due to injury to hip flexor ... had career highs 22 pts, 9 rebs & 6 stls vs. CSU ... set or tied career-best scoring output in 7 of UA's first 9 games ... leads team in steals, blocks, FTs made (75) & FTs attempted (104).	CAREER HIGHS Pts: 22 - Charleston So., 12/14/13 Reb: 9 - Charleston So., 12/14/13 Ast: 5 - 2x (vs. Drexel, 11/27/13) Stl: 6 - Charleston So., 12/14/13
		G • 6-1 • 205 • R-So. • Antwerp, Belgium							
		PPG	RPG	APG	SPG	BPG	MPG		
		12.2	3.4	1.9	2.4	1.4	32.6		
33		ISIAH WILSON						LAST GAME: DNP vs. LSU NOTE: Earned a spot on the 2012-13 roster via open tryouts ... has seen action in 10 contests in his career, including three times this season ... scored two points against Villanova ... saw first SEC action at Mississippi State.	CAREER HIGHS Pts: 2 - vs. Villanova, 11/16/12 Reb: 2 - North Florida, 12/4/13 Stl: 2 - West Alabama, 11/11/12 Mins: 2 - Lamar, 11/27/12
		G • 6-3 • 185 • Sr. • Troy, Ala.							
		PPG	RPG	APG	SPG	BPG	MPG		
		0.3	1.3	0.3	0.3	0.0	2.3		
35		DAKOTA SLAUGHTER						LAST GAME: DNP vs. LSU NOTE: Earned a scholarship at the beginning of the 2013-14 season ... had 7 pts & career-best 3 rebs vs. Stillman ... had career-high 10 points vs. Lamar last season ... played in seven games this year ... joined the team as a walk on in 2011-12.	CAREER HIGHS Pts: 10 - Lamar, 11/27/12 Reb: 3 - Stillman, 11/18/13 Ast: 2 - at VCU, 12/15/12 Mins: 11 - at VCU, 12/15/12
		F • 6-6 • 215 • Jr. • Fishers, Ind.							
		PPG	RPG	APG	SPG	BPG	MPG		
		1.4	0.6	0.1	0.1	0.0	2.4		

ALABAMA-AUBURN
SERIES INFORMATION

Overall Series Record	Alabama leads, 89-58
Last five contests	Alabama leads, 4-1
Last 10 contests	Alabama leads, 6-4
Most points by Alabama	99, Jan. 15, 1955
Fewest points by Alabama	37, Feb. 6, 2013
UA Largest Win Margin	41, March 2, 2005
Most points by Auburn	121, Feb. 14, 1970
Fewest points by Auburn	16, 1941
Auburn Largest Win Margin	54, Jan. 18, 1998
At Auburn	25-27
At Alabama	45-8
At Coleman Coliseum	38-7
Neutral site	19-23
Series Streak	Alabama won 1
First Meeting	1924
Last Meeting	Feb. 26, 2013

2013-14 RECORD WHEN

At home	9-3
On the road	0-4
At neutral sites	0-3
In SEC games	3-3
SEC home games	3-1
SEC road games	0-2
In non-conference games	6-7
In overtime	0-1

In games decided by ...	
5 points or less	2-4
6-10 points	1-5
11 points or more	6-1

Leading at the half	8-3
Trailing at the half	1-7
Tied at the half	0-0

Shooting 40% or better	8-6
Shooting less than 40%	1-4
Opp. 40% or better	6-7
Opp. less than 40%	3-3
Shooting better than opp.	9-4
Shooting worse than opp.	0-6

Outrebounding opp.	7-1
Opp. outrebounds UA	2-8
Rebounds are tied	0-1

70% or better on FT	5-5
70% or less on FT	4-5
More FT att. than opp.	8-4
Less FT att. than opp.	1-6
Same FT att. as opp.	0-0

40% or better on 3PT	4-2
Less than 40% on 3PT	5-8

More turnovers than opp.	3-5
Less turnovers than opp.	5-5
Same turnovers as opp.	1-0

Scoring 80 or more points	3-1
Scoring 70-79 points	3-2
Scoring 60-69 points	2-5
Scoring 50-59 points	1-1
Scoring less than 50 points	0-1

Allowing 80 or more points	1-2
Allowing 70-79 points	0-4
Allowing 60-69 points	4-4
Allowing 50-59 points	2-0
Allowing 50 or less points	2-0

On Sunday	0-0
On Monday	1-0
On Tuesday	2-1
On Wednesday	2-1
On Thursday	1-1
On Friday	0-2
On Saturday	3-5

In November	3-3
In December	2-4
In January	4-3
In February	0-0
In March	0-0

2013-14	Season	2013-14
9-10	Overall	8-9
3-3	Conference	0-6
4-6	Last 10	4-6
2-3	Last 5	0-5
70.6 (66.2)	PPG	73.2 (66.5)
67.0 (67.7)	OPP PPG	72.2 (74.8)
+3.6 (-1.5)	Margin	+1.0 (-8.3)
.453 (.341)	FG%	.449 (.419)
.416 (.417)	FG% DEF	.433 (.457)
.336 (.324)	3PT%	.323 (.357)
.311 (.374)	3PT% DEF	.387 (.393)
.699 (.688)	FT%	.685 (.661)
34.1 (32.3)	RPG	35.6 (31.2)
34.5 (35.5)	OPP RPG	34.5 (35.3)
-0.4 (-3.2)	Margin	+1.1 (-4.2)
11.5 (12.3)	APG	12.6 (9.8)
12.2 (10.8)	TOs PG	12.8 (14.3)
4.8 (4.2)	BPG	4.7 (3.8)
7.6 (6.5)	SPG	5.9 (6.2)

SEC stats in parentheses

2013-14 LEADERS

ALABAMA		CATEGORY	AUBURN	
Trevor Releford	18.2	Scoring	19.1	KT Harrell
Rodney Cooper	4.6	Rebounding	6.4	Asaiah Dixon-Tatum
Trevor Releford	2.9	Assists	3.1	Tahj Shamsid-Deen
Trevor Releford	42	Steals	20	Allen Payne
Retin Obasohan	23	Blocks	31	Asaiah Dixon-Tatum
Trevor Releford	110	Field Goals	107	Chris Denson
Trevor Releford	219	Field Goal Attempts	230	Chris Denson
Carl Engstrom	.571	Field Goal Percentage	.564	Asaiah Dixon-Tatum
Trevor Releford	42	3-Point Field Goals	44	KT Harrell
Trevor Releford	106	3-Point Field Goal Attempts	105	KT Harrell
Trevor Releford	.396	3-Point Field Goal Percentage	.419	KT Harrell
Retin Obasohan	81	Free Throws	95	Chris Denson
Retin Obasohan	111	Free Throw Attempts	154	Chris Denson
Trevor Releford	.904	Free Throw Percentage	.843	KT Harrell

2013-14 ALABAMA NUMERICAL ROSTER

No.	Name	Pos.	Ht.	Wt.	Cl.	Hometown (Previous School)
0	Algie Key	G	6-4	195	Jr.	Decatur, Ga. (Barton CC)
2	Ricky Tarrant#	G	6-2	190	Jr.-Tr.	Pleasant Grove, Ala. (Tulane)
3	Michael Kessens#	F	6-9	215	So.-Tr.	Nyon, Switzerland (Longwood)
4	Carl Engstrom	C	7-1	265	R-Jr.	Ystad, Sweden (Sydskanska Gymnasiet)
10	Jimmie Taylor	F	6-10	240	Fr.	Greensboro, Ala. (Greensboro HS)
11	Shannon Hale	F	6-8	220	Fr.	Johnson City, Tenn. (Christ School)
12	Trevor Releford	G	6-0	190	Sr.	Kansas City, Mo. (Bishop Miege HS)
15	Nick Jacobs	F	6-8	245	Jr.	Atlanta, Ga. (South Atlanta HS)
20	Levi Randolph	G	6-5	210	Jr.	Madison, Ala. (Bob Jones HS)
21	Rodney Cooper	G	6-6	215	Jr.	Huntsboro, Ala. (Russell County HS)
32	Retin Obasohan	G	6-1	205	R-So.	Antwerp, Belgium (Leuven)
33	Isiah Wilson	G	6-3	185	Sr.	Troy, Ala. (Charles Henderson HS)
35	Dakota Slaughter	F	6-6	215	Jr.	Fishers, Ind. (Fishers HS)

Ricky Tarrant and Michael Kessens transferred and will sit out the 2013-14 season per NCAA rules

PRONUNCIATION GUIDE

PLAYERS

Carl Engstrom	ing-strum
Shannon Hale	HAIL
Algie Key	Al-JEE
Retin Obasohan	rhet-en oh-boss-a-hawn
Trevor Releford	rel-uh-ferd
Ricky Tarrant	TEAR-ant

COACHES

Tony Pujol	POO-hole
Antoine Pettway	PETT-way
Lou DeNeen	Duh-NEEN

LAST TIME OUT: ALABAMA 82, LSU 80 - 1/25/14

Official Basketball Box Score -- Game Totals -- Final Statistics
LSU vs Alabama
1/25/14 7 p.m. CT at Tuscaloosa, Ala, (Coleman Coliseum)

LSU 80 • 12-6, 3-3

#	Player		Total	3-Ptr	Rebounds					PF	TP	A	TO	Blk	Stl	Min
			FG-FGA	FG-FGA	FT-FTA	Off	Def	Tot								
02	O'BRYANT III, Johnny	f	6-11	0-0	6-7	0	5	5	3	18	0	3	2	0	29	
05	COLEMAN, Shavon	f	4-11	1-3	4-5	0	4	4	3	13	1	0	1	3	36	
25	MICKEY, Jordan	f	5-11	0-0	1-2	3	3	6	0	11	0	1	2	0	32	
01	HICKEY, Anthony	g	4-7	2-4	0-0	1	2	3	4	10	2	2	2	0	32	
24	MORGAN, Malik	g	2-6	2-4	0-0	1	2	3	3	6	2	0	0	1	16	
10	STRINGER, Andre		4-7	1-4	3-4	1	0	1	2	12	6	2	0	2	26	
12	MARTIN, Jarell		2-5	1-1	1-2	2	4	6	2	6	0	4	1	1	17	
31	ODO, John		1-1	0-0	0-0	1	1	2	3	2	0	0	0	0	4	
55	QUARTERMAN, Tim		1-3	0-0	0-0	1	0	1	1	2	0	1	0	1	8	
Team						3	0	3								
Totals			29-62	7-16	15-20	13	21	34	21	80	11	13	8	8	200	

FG % 1st Half: 9-28 32.1% 2nd half: 20-34 58.8% Game: 29-62 46.8%
 3FG % 1st Half: 2-8 25.0% 2nd half: 5-8 62.5% Game: 7-16 43.8%
 FT % 1st Half: 3-6 50.0% 2nd half: 12-14 85.7% Game: 15-20 75.0%

Deadball
Rebounds
4

Alabama 82 • 9-10, 3-3

#	Player		Total		3-Ptr	Rebounds					PF	TP	A	TO	Blk	Stl	Min
			FG-FGA	FG-FGA	FT-FTA	Off	Def	Tot									
11	Hale, Shannon	f	5-14	3-7	4-5	1	1	2	2	17	6	2	0	1	27		
04	Engstrom, Carl	c	1-2	0-0	0-0	1	3	4	2	2	0	1	1	0	19		
00	Key, Algie	g	0-1	0-0	1-2	0	3	3	1	1	4	2	0	2	23		
12	Releford, Trevor	g	6-10	1-1	8-8	1	2	3	2	21	4	3	0	2	40		
21	Cooper, Rodney	g	7-12	4-5	1-2	2	4	6	3	19	2	3	1	0	33		
10	Taylor, Jimmie		1-1	0-0	0-0	1	3	4	3	2	0	0	2	0	13		
15	Jacobs, Nick		3-4	0-0	0-0	0	4	4	3	6	1	3	0	0	18		
20	Randolph, Levi		4-8	0-3	6-9	0	1	1	2	14	1	0	0	2	27		
Team						2	0	2									
Totals			27-52	8-16	20-26	8	21	29	18	82	18	14	4	7	200		

FG % 1st Half: 13-29 44.8% 2nd half: 14-23 60.9% Game: 27-52 51.9%
 3FG % 1st Half: 1-7 14.3% 2nd half: 7-9 77.8% Game: 8-16 50.0%
 FT % 1st Half: 9-12 75.0% 2nd half: 11-14 78.6% Game: 20-26 76.9%

Deadball
Rebounds
2

Officials: Tony Greene, Joe DeRosa, Jeff Smith
 Technical fouls: LSU-None. Alabama-None.
 Attendance: 12601

Score by periods	1st	2nd	Total
LSU	23	57	80
Alabama	36	46	82

Points	In Paint	Off T/O	2nd Chance	Fast Break	Bench
LSU	34	14	15	4	22
UA	28	17	10	2	22

Last FG - LSU 2nd-01:10, UA 2nd-00:46.

Largest lead - LSU by 7 1st-17:12, UA by 19 2nd-17:04.

Score tied - 3 times.
 Lead changed - 7 times.

TUSCALOOSA, Ala. - The Alabama men's basketball team defeated LSU, 82-80, Saturday night in a back-and-forth game at Coleman Coliseum. Senior guard Trevor Releford led the Crimson Tide with 21 points and two steals.

"LSU did a great job," UA head coach Anthony Grant said. "They took it to us in the second half. We turned it over a lot against their pressure. They did a good job of creating opportunities and attacking us. The thing I am most proud of our guys for was their ability to overcome the deficit that we had when [LSU] took the lead. Our guys never folded. They got tougher and made the plays down the stretch that we needed to win the game. That is what I want to see out of our team. I want to see that growth."

Shannon Hale had career-highs of 17 points and six assists, including knocking down a go-ahead three-pointer with 37 seconds remaining in the game.

Junior Rodney Cooper had 19 points, with 17 of those coming in the second half, along with a game-high six rebounds. Junior Levi Randolph added 14 points and two steals.

After falling behind 7-0 to open the game, Alabama (9-10, 3-3 SEC) went on a 24-2 run to seize control of the game. The Tide led 36-23 at the half and led by as many as 19 points with 17:04 remaining in the game.

However, LSU (12-6, 3-3) responded with a 21-4 run of its own to narrow Alabama's lead to 58-56 with 8:40 remaining. The Tigers eventually went ahead and led by as many as three points (71-68) with 4:55 left.

The Tide kept close and Hale's three-pointer gave Alabama the lead for good, but the win did not come easily. Algie Key fouled LSU's Andre Stringer on a three-point attempt, with seven seconds remaining. Stringer calmly drained all three free throws to cut the lead to one, 81-80. However, Cooper hit a free throw and blocked Anthony Hickey's game-tying shot attempt at the buzzer to seal the victory.

LSU's Johnny O'Bryant III led five Tigers in double figures with 18 points, while Shavon Coleman added 13 points and a game-high three steals.

Prior to tonight's win, Alabama had lost 19-straight games when allowing 70 or more points.

BY THE NUMBERS

2.0

Number of steals that Trevor Releford has averaged during his Alabama career, which ranks as the best steals per game average in program lore.

3

Three consecutive seasons (2011, 2012 and 2013) the UA defense ranked among the top 20 in the nation in points allowed per game. The Tide ranked eighth in the category in 2011, ninth in 2012 and 18th in 2013.

4.7

Retin Obasohan (2.4) and Trevor Releford (2.3) rank first and second in the SEC and 18th and 21st in the NCAA, respectively, in steals per game. They combined average of 4.7 spg ranks tied for third in the NCAA among duos in combined steals per game.

7.6

Alabama is averaging 7.6 steals per game as a team. The number ranks fifth in the SEC and 48th in the nation.

12

The Tide's bench has outscored its counterparts in 12 straight games coming into the Auburn contest and in 16 of 19 games this season.

23

Anthony Grant led Alabama to 23 victories in the 2012-13 campaign, which marked its third consecutive 20-win season. The last time that the Tide had three consecutive 20-win seasons was when Wimp Sanderson led UA to at least 20 wins in 1990, 1991 and 1992.

31

Alabama has made 31 postseason appearances (19 NCAA, 12 NIT), which includes three consecutive years of postseason play under head coach Anthony Grant (NIT in 2011 and 2013, NCAA in 2012).

31ST

Alabama finished the season ranked No. 31 in the nation in average attendance in 2012-13. The Tide averaged 11,159 per home game a year ago.

31.1

The Alabama defense is holding the opposition to 31.1 percent shooting from beyond the arc this season, which ranks fifth in the Southeastern Conference and ranks 53rd in the nation.

35

Number of SEC victories that the Crimson Tide has had over the past three seasons alone - trailing only Kentucky (43) and Florida (43).

80

Times an Anthony Grant-led Alabama team has held the opposition to 60 points or below during his four seasons at the Captstone. In those contests, UA has a record of 66-14 (.825).

.623

Alabama's all-time winning percentage, which ranks third in the SEC, behind Kentucky and Arkansas.

.862

Anthony Grant's all-time winning percentage as a head coach (171-87).

1,577

Number of all time wins for Alabama, now in its 100th year of basketball.

**ANTHONY GRANT**

Head Coach

Fifth Season

DAYTON, 1987

2013
NIT Quarterfinalist**2012**
NCAA Participant**2011**
SEC Western Champions
and
NIT Finalist**2009**
CAA Tournament and
regular season champions**2008**
CAA regular season
champions**2008**
Assistant Coach, USA
Basketball U18 Team**2007**
Colonial Athletic Associa-
tion Coach of the Year**2007**
CAA Tournament and
regular season champions**2006**
Won NCAA Title with
University of Florida**1987**
Team Most Valuable Player,
University of Dayton**1984-87**
Appeared in two NCAA
Tournaments and one NIT
as a player with Dayton**QUICK FACTS****UNIVERSITY**

Location	Tuscaloosa, Ala.
Founded	April 12, 1831
Enrollment	34,852
Conference	Southeastern
Colors	Crimson and White
Nickname	Crimson Tide
President	Dr. Judy Bonner
Athletic Director	Bill Battle
Faculty Athletics Representative	Dr. Kevin Whitaker
Arena	Coleman Coliseum (15,383)

COACHING STAFF

Head Coach	Anthony Grant
Alma Mater	Dayton, 1987
Record at Alabama	95-62 (Fifth Season)
Career Record	171-87 (Eighth Season)
Assoc. Head Coach	John Brannen (Marshall, 1997)
Assistants	Antoine Pettway (Alabama, 2004) Tony Pujol (Sterling, 1989)
Special Assistant to Head Coach	Sean Dwyer
Strength and Conditioning	Lou DeNeen
Athletic Trainer	John Morr
Video Coordinator	Tom Berryman

TEAM INFORMATION

2012-13 Record	23-13
2012-13 SEC Record	12-6/T-2nd
2012-13 H/A/N Record	16-4/4-8/3-1
Starters Returning/Lost	3/2
Letterwinners Returning/Lost	8/3
Newcomers	3

PROGRAM HISTORY

All-Time Record	1,576-960-1 (.623)
SEC Record	745-560 (.571)
SEC Tournament Record	61-47 (.565)
SEC Championships	7 (1934, 56, 74t, 75t, 76, 87, 02)
SEC Divisional Championships	4 (2002, 05, 11, 12)
SEC Tournament Championships	6 (1934, 82, 87, 89, 90, 91)
NCAA Appearances	19 (1975, 76, 82, 83, 84, 85, 86, 87, 89, 90, 91, 92, 94, 95, 02, 03, 04, 05, 06, 12)
NCAA Record	18-19! (.486)
NIT Appearances	12 (73, 77, 79, 80, 81, 93, 96, 99, 01, 07, 11, 13)
NIT Record	23-15 (.605)

! 1987 NCAA Tournament appearance and record (2-1) were vacated

ATHLETICS COMMUNICATIONS

Basketball Contact	Aaron Jordan
Office	205-348-6084
Cell	205-913-1979
E-mail	ajordan@ia.ua.edu
Fax	205-348-8841
Website	www.RollTide.com
Mailing Address	1201 Coliseum Drive Room 170 Tuscaloosa, AL 35487

CAREER HISTORY AND RESULTS**University of Alabama, Head Coach, 2009-Present**

Year	Record	Pct.	SEC Record	Pct.	Postseason/Honors
2009-10	17-15	.531	6-10	.375	
2010-11	25-12	.676	12-4	.750	NIT Finalist SEC Western Division Champions
2011-12	21-12	.636	9-7	.562	NCAA Second Round
2012-13	23-13	.639	12-6	.667	NIT Quarterfinalist
2013-14	9-10	.474	3-3	.500	
Total	95-62	.605	42-30	.583	

Virginia Commonwealth University, Head Coach, 2006-09

Year	Record	Pct.	CAA Record	Pct.	Postseason/Honors
2006-07	28-7	.800	16-2	.889	NCAA Second Round/CAA Regular Season and Tournament Champions
2007-08	24-8	.750	15-3	.833	NIT First Round CAA Regular Season Champions
2008-09	24-10	.706	14-4	.778	NCAA First Round/CAA Regular Season and Tournament Champions
Total	76-25	.752	45-9	.833	
TOTALS	171-87	.662			

University of Florida, Associate Head Coach, 2001-06

Year	Record	Pct.	SEC Record	Pct.	Postseason/Honors
2005-06	33-6	.846	10-6	.625	NCAA National Champions SEC Tournament Champions
2004-05	24-8	.750	12-4	.750	NCAA Second Round SEC Tournament Champions
2003-04	20-11	.645	9-7	.563	NCAA First Round
2002-03	25-8	.757	12-4	.750	NCAA Second Round
2001-02	22-9	.710	10-6	.625	NCAA First Round/SEC East Champions
Total	124-42	.747	53-27	.663	

University of Florida, Assistant Coach, 1996-2001

Year	Record	Pct.	SEC Record	Pct.	Postseason/Honors
2000-01	24-7	.774	12-4	.750	NCAA Second Round
1999-00	29-8	.784	12-4	.750	NCAA Finals/SEC Champions
1998-99	22-9	.710	10-6	.625	NCAA Sweet 16
1997-98	14-15	.483	6-10	.375	
1996-97	13-17	.650	5-11	.313	
Total	102-56	.646	45-35	.563	

Marshall University, Assistant Coach, 1994-96

Year	Record	Pct.	SoCon Record	Pct.	Postseason/Honors
1995-96	17-11	.608	8-6	.571	
1994-95	18-9	.667	10-4	.714	
Total	25-20	.625	18-10	.642	

Stetson University, Assistant Coach, 1993-94

Year	Record	Pct.	ASun Record	Pct.	Postseason/Honors
1993-94	14-15	.483	9-7	.563	
Total	14-15	.483	9-7	.563	

Miami Central High School, Head Coach, 1992-93**Miami Senior High School, Assistant Coach, 1987-92**

Won three state titles and earned five national rankings

ALABAMA CELEBRATES 101ST SEASON OF BASKETBALL IN 2013-14

- Alabama will play its 101st season of basketball in 2013-14.
- The Tide has an all-time record of 1,577-960-1 (.623), which includes 745-560 (.571) in SEC play.
- Alabama ranks second in the SEC in total wins and win percentage.
- UA has made 31 NCAA (19) or NIT (12) appearances and won seven SEC regular-season titles and six SEC Tournament championships.

SCOUTING ALABAMA

- Alabama is coming off a hard-fought 82-80 victory over LSU on Saturday night. Senior Trevor Releford led UA with 21 points, while junior Rodney Cooper had 19 points and freshman Shannon Hale added a season-high 17.
- Releford leads all Alabama scorers with an average of 18.2 points per game, which ranks seventh in the SEC. The Bob Cousy Award Watch list honoree has connected on 50.2 percent (110-of-219) of his shots from the floor and a team-best 39.6 percent (42-of-106) from beyond the arc. He also ranks second in the SEC and 21st nationally with 2.3 steals per game and leads the Tide with 2.8 assists per contest.
- Sophomore guard Retin Obasohan, who missed the last two games due to an injured hip flexor, is the only other player to average double figure scoring at 12.2 points per game. He leads the SEC and ranks 18th nationally with 2.4 steals per game, and leads Alabama and ranks eight in the SEC in blocks per contest (1.4). He also leads the Tide in free throws made (81) and attempted (111).
- Junior guard Levi Randolph chips in with 9.6 points per game. Randolph ranks second on the team in rebounding (4.2 rpg).
- Freshman Shannon Hale has stepped up his game during SEC play, recording double digits in all six of the Tide's league contests. Among SEC freshmen in league games only, he is third in scoring average (13.3 ppg) and fifth in field goal percentage (.491).
- As a team this season, UA is shooting 45.3 percent from the floor and 33.6 percent from beyond the arc. The Tide is outscoring the competition by 3.6 points a game (70.6-67.0). Alabama currently ranks fifth in the SEC and 53rd in the nation in three-point field goal percentage defense (31.1 percent). The Tide also ranks third in the SEC in free throw shooting (.699). Furthermore, UA ranks among the SEC and national leaders steals per game (7.6 spg; 5th/48th) per game.

ALABAMA-LSU: A LOOK BACK

- Alabama and LSU met for the 171st time in series history – the second-most times UA has played any one opponent in program history. The Tide owns a 103-68 lead in the all-time series following its 82-80 win over LSU. Alabama has won nine straight games over LSU and has a record of 38-8 when playing the Tigers in Coleman Coliseum. The last time the Tide lost to the Tigers at home came on Jan. 31, 2004.
- Alabama has won seven of the last nine meetings and 12 of the last 16 games the two teams have played.
- Head coach Anthony Grant has an all-time record of 7-2 when his team has faced LSU, and is 6-0 when playing LSU under the arched roof of Coleman Coliseum.
- Alabama snapped a streak of 19 straight defeats when allowing a team to score 70 or more points in a game with its 82-80 win over LSU Saturday night. The last time a Crimson Tide team won when giving up 70 or more points to an opponent came on March 3, 2010 when UA defeated South Carolina, 79-70.
- The 82-80 victory marked the first game this season Alabama has won when allowing a team to score more than 65 points in a game. Coming into the contest, the Tide had been 0-10 this year when allowing the opposition to score 66 or more points.
- Trevor Releford finished with 21 points on the night. It marked his 20th straight game in double figures dating back to last season. Moreover, it was his sixth 20-point game of the year and the 10th time he led the Tide in scoring this season.
- Shannon Hale had career-highs of 17 points and six assists en route to the victory. He has now recorded double figures in all six SEC games this season.
- Rodney Cooper finished the night with a season-best 19 points, 17 of which came in the final 20 minutes. In the second half alone, Cooper connected on 6-of-9 shots from the floor and hit all four of his three-point attempts.
- Alabama shot 51.9-percent (27-of-52) from the floor, which was the fifth time this season the Tide has shot better than 50 percent in a contest. Alabama is 5-0 this season when reaching the mark in a game.
- The Tide had 18 assists, which tied for the most assists in a game this season (North Florida).
- Alabama was outrebounded, 34-29, on the night but still managed to pull out the two-point win. The Tide is now 2-8 this season when being outrebounded in a game.

FREE THROWS IN THE CLUTCH

Below is a look at each player's success in pressure free-throw situations in the final five minutes of games and overtimes this season and for their careers.

Player	2013-14		Career	
	FT-FTA	Pct.	FT-FTA	Pct.
Obasohan	28-39	.718	36-51	.706
Releford	22-25	.880	129-162	.796
Key	8-13	.615	8-13	.615
Jacobs	9-13	.692	32-44	.727
Engstrom	1-2	.500	5-7	.702
Randolph	13-19	.684	45-61	.738
Wilson	1-2	.500	3-7	.429
Cooper	6-9	.667	21-36	.583
Hale	3-14	.214	3-13	.214
Taylor	0-2	.000	0-2	.000
Team	91-138	.659		

ALABAMA-AUBURN - SERIES NOTES

- Wednesday night's game will mark the 148th meeting on the hardwood between the two schools, which is the fourth-most games UA has played against any one opponent. The Crimson Tide owns a 89-58 edge in the series.
- Head coach Anthony Grant has an all-time record of 6-2 when he has faced the Tigers, including a 2-2 mark when playing at Auburn.
- UA owns an all-time record of 25-27 when playing at Auburn. However, the Tide has won two of the last three games played at Auburn Arena.
- Alabama has won six of the last seven games played between the two teams, including four straight at home.
- The two teams have played in 11 overtimes in series history, with the last one coming Feb. 21, 2001. Auburn has won eight of the 11 games that have went to extra time.
- The series began during 1923-24 campaign.

ALABAMA-AUBURN: A YEAR AGO

NOTE: A box score from the last meeting between Alabama and Auburn can be found on page 9

- The Alabama men's basketball team split a pair of contests with Auburn last season, with each team winning on its home court.
- In the first meeting last season on Feb. 6, 2013, Alabama fell to Auburn, 49-37 in the Auburn Arena. It was the lowest scoring output by the Tide in the all-time series. Alabama led by 10 points at halftime, but was outscored 36-14 in the second half. Overall, Alabama shot just 28.6% (14-49) from the field. The Tiger's scored 21 points off 16 turnovers while Tide had seven points off of 14 turnovers. UA was led by Trevor Releford and Rodney Cooper who both tallied 11 points.

2013-14 TOP PERFORMANCES

CATEGORY

ALABAMA

OPPONENTS

Points	34 by Trevor Releford at UCLA, 12/28/13	27, Jabari Parker, Duke, 11/27/13
Field Goals Made	11, 2x, last by Trevor Releford at UCLA, 12/28/13	9, Jabari Parker, Duke, 11/27/13
Field Goal Attempts	19 by Trevor Releford vs. Drexel, 11/29/13	21, Chris Fouch, Drexel, 11/29/13
3-Pointers Made	6 2x, last by Trevor Releford vs. Miss. State, 1/15/14	5, 3x, last by Michael Frazier, Florida, 1/23/14
3-Pointers Attempted	9, 3x, last by Trevor Releford vs. Miss. State, 1/15/14	15, Daniel Bryant, Stillman, 11/18/13
Rebounds	10, 3x, last by Levi Randolph vs. Drexel, 11/29/13	15, Paul Gombwer, Charleston Southern, 12/14/13
Assists	6, 3x, last by Shannon Hale vs. LSU, 1/25/14	9, Anthony Collins, USF, 12/7/13
Steals	6, 2x, last by Trevor Releford vs. Robert Morris, 1/4/14	5, 2x, last by Jordan Clarkson, Missouri, 1/18/14
Blocks	4 by Jimmie Mitchell vs. Texas Tech, 11/14/13	5 by Marcus Thornton, Georgia, 1/11/14

2013-14 SEC STANDINGS (THROUGH 1/27)

	SEC	Overall
Florida	6-0	17-2
Kentucky	5-1	15-4
Ole Miss	5-1	14-5
Georgia	4-2	10-8
Alabama	3-3	9-10
LSU	3-3	12-6
Mississippi State	3-3	13-6
Missouri	3-3	15-4
Tennessee	3-3	12-7
Texas A&M	3-3	12-7
Arkansas	2-4	13-6
Vanderbilt	2-4	10-8
Auburn	0-6	8-9
South Carolina	0-6	7-12

2013-14 SEC SCHEDULE

January 28 (Tuesday)

*Missouri at Arkansas	7:00 pm
*Kentucky at LSU	9:00 pm

January 29 (Wednesday)

*Vanderbilt at Georgia	7:00 pm
*Texas A&M at South Carolina	7:00 pm
*Alabama at Auburn	8:00 pm
*Ole Miss at Tennessee	8:00 pm

January 30 (Thursday)

*Florida at Mississippi State	7:00 pm
-------------------------------	---------

February 1 (Saturday)

*Kentucky at Missouri	1:00 pm
*Georgia at Auburn	1:30 pm
*South Carolina at Ole Miss	1:30 pm
*Texas A&M at Florida	4:00 pm
*Arkansas at LSU	5:00 pm
*Mississippi State at Vanderbilt	5:00 pm
*Tennessee at Alabama	8:00 pm

February 4 (Tuesday)

*Ole Miss at Kentucky	7:00 pm
*Missouri at Florida	9:00 pm

February 5 (Wednesday)

*Auburn at South Carolina	7:00 pm
*Alabama at Arkansas	8:00 pm
*Tennessee at Vanderbilt	8:00 pm
*Mississippi State at Texas A&M	9:00 pm

February 6 (Thursday)

*LSU at Georgia	7:00 pm
-----------------	---------

February 8 (Saturday)

*Alabama at Florida	Noon
*Kentucky at Mississippi State	1:30 pm
*South Carolina at Tennessee	3:00 pm
*Arkansas at Vanderbilt	4:00 pm
*Auburn at LSU	4:00 pm
*Missouri at Ole Miss	5:00 pm
*Texas A&M at Georgia	8:00 pm

February 11 (Tuesday)

*Florida at Tennessee	7:00 pm
*Ole Miss at Alabama	9:00 pm

February 12 (Wednesday)

*Kentucky at Auburn	8:00 pm
*Vanderbilt at South Carolina	8:00 pm
*Georgia at Mississippi State	9:00 pm
*LSU at Texas A&M	9:00 pm

February 13 (Thursday)

*Arkansas at Missouri	7:00 pm
-----------------------	---------

All Times Eastern

Just over a month later, Alabama defeated Auburn 61-43 on Feb. 26, 2013 in Coleman Coliseum. Releford had 21 points and Nick Jacobs had his second double-double of the season with 10 points and 10 rebounds. Alabama led by just six points at the half, but pulled away after the break thanks to 46% (13-of-28) shooting from the field and 81.8% (9-of-11) from the free-throw line.

UP NEXT

- Alabama will play its only home game in the next four when it welcomes the Tennessee Volunteers to Coleman Coliseum on Saturday at 8 p.m. CT on ESPN2. The contest will mark the lone meeting of the year between the two teams.
- It will mark the 143rd meeting in series history between two schools, which stands as UA's fifth-most common opponent in program lore. The Crimson Tide owns a 76-66 edge in the all-time series, including wins in four of the last five meetings vs. the Volunteers. In fact, the Crimson Tide has won 12 of the last 17 games played between the teams.
- UA owns an all-time record of 43-17 when playing Tennessee in Tuscaloosa, including a 26-8 mark at Coleman Coliseum. Furthermore, the Tide has won six of the last eight games played between the two teams.
- In seven previous meetings vs. Tennessee, Alabama head coach Anthony Grant owns a record of 5-2.
- The series began during 1913-14 campaign.

DIFFERENCE IN HOME AND AWAY NUMBERS

- Alabama is 9-3 in games played at Coleman Coliseum this year. However, the Tide is 0-7 away from home, which includes an 0-3 mark in neutral site games.
- In its 12 home games, the Tide is shooting 48.5 percent from the floor and 37.7 percent from beyond the arc. However, when playing away from home, those numbers fall to 40.2 percent shooting from the floor and 26.5 percent from deep.
- Below is a breakdown of key numbers on the road and at home this season.

	OPP	OPP	OPP	OPP	OPP	OPP
	PPG	PPG	FG%	FG%	3FG%	3FG%
HOME	73.8	63.1	.485	.409	.377	.318
AWAY	65.1	73.7	.402	.427	.268	.293

HALE MAKING IT RAIN

- Freshman Shannon Hale has been making a solid contribution for head coach Anthony Grant over the Tide's last nine contests.
- After seeing limited action over his first 10 games into his freshman season, Hale is second on the team points (12.2 ppg) and rebounds (4.1 rpg) per game in the last nine games, while connecting 51.3 percent from the floor and 39.4 percent from deep.
- Hale has been even more impressive during SEC play, as he has reached double figures in all six league games. He ranks third among SEC freshmen in scoring average (13.3 ppg) and is fifth in field goal percentage (.491). He set a career-high with 17 points, including the go-ahead three-pointer in the final minute of play, in the win over LSU last Saturday.
- Below is a breakdown of Hale's numbers from his first 10 games to his last nine:

	GP-GS	MPG	PPG	RPG	FG%	3FG%
First 10 gms	9-0	11.1	2.7	2.2	.321	.286
Last 9 gms	9-8	25.8	12.2	4.1	.513	.394

BENCH PLAY

- The Alabama bench has been a weapon throughout the season. In fact, the Tide's reserves has outscored its counterparts in 16 of the 19 games this season, including 12 straight occurrences.
- For the season, the Alabama bench is averaging 21.9 points a game, outscoring the opposition by 7.1 points per contest (21.9-14.8).

ONE OF THE BEST

- Senior point guard and Bob Cousy Award nominee Trevor Releford is not only proving to be one of the top players in the SEC, but also is showing why he is an elite player in the nation.
- Releford is quietly putting together one of the best seasons by any player in the league. Below is a breakdown of where he ranks among the SEC and national leaders this year:

Category	SEC Rank	NCAA Rank
Total Steals (42)	1st	T-30th
SPG (2.33)	2nd	21st
FT% (.904)	2nd	14th
3FG% (.396)	T-5th	--
3's Made/Game (2.3)	6th	NA
FG% (.502)	6th	--
PPG (18.2)	7th	76th

ALABAMA LAST THREE GAMES CUME STATS

RECORD:		OVERALL			HOME			AWAY			NEUTRAL		
ALL GAMES		1-2			1-1			0-1			0-0		
CONFERENCE		1-2			1-1			0-1			0-0		
NON-CONFERENCE		0-0			0-0			0-0			0-0		
		Total			3-Point			F-Throw			Rebounds		
#	Player	gp-gs	min	avg	fg-fga	fg%	3fg-fga	3fg%	ft-fa	ft%	off	def	tot
12	Releford, Trevor	3-3	115	38.3	15-38	.395	3-11	.273	12-15	.800	1	10	11
11	Hale, Shannon	3-3	80	26.7	12-31	.387	5-13	.385	10-14	.714	7	4	11
20	Randolph, Levi	3-1	85	28.3	10-24	.417	1-10	.100	14-21	.667	3	6	9
32	Obasohan, Retin	1-1	38	38.0	2-7	.286	1-2	.500	6-7	.857	0	1	1
21	Cooper, Rodney	3-2	86	28.7	10-26	.385	5-12	.417	5-6	.833	4	11	15
15	Jacobs, Nick	3-0	38	12.7	8-12	.667	0-0	.000	2-3	.667	0	5	5
10	Taylor, Jimmie	3-0	58	19.3	3-6	.500	0-0	.000	0-1	.000	7	9	16
04	Engstrom, Carl	3-3	39	13.0	2-4	.500	0-0	.000	0-0	.000	2	8	10
00	Key, Algie	3-2	60	20.0	1-9	.111	0-0	.000	1-3	.333	4	7	11
35	Slaughter, Dakota	2-0	1	0.5	0-0	.000	0-0	.000	0-0	.000	0	1	1
Team													
Total.....		3	600	63-157	.401	15-48	.313	50-70	.714	38	66	104	34.7
Opponents.....		3	600	72-170	.424	20-54	.370	52-72	.722	42	70	112	37.3

- Furthermore, below is how Releford's career numbers rank among the greatest players to ever play at Alabama:

Category	UA History
Steals (236)	1st (SEC Active Leader)
	9th in SEC History
Steals Per Game (2.0)	1st
FT% (.817)	5th
Total Assists (351)	9th (SEC Active Leader)
Career Starts (113)	9th
3-Point Attempts (369)	10th
Total Points (1,627)	13th (SEC Active Leader)

TOUGH COMPETITION

- According to ESPN.com's RPI rankings, Alabama has the No. 2 overall strength of schedule and the No. 8-ranked non-conference strength of schedule.
- The Tide finished the non-conference schedule with seven losses. The teams that Alabama lost to in non-league play have a combined record of 106-36 (.746) through games played as of Jan. 26 [Oklahoma, 17-4; Duke, 17-4; Drexel, 10-9; USE, 10-10; Wichita State, 21-0; Xavier, 15-5; UCLA, 16-4].

- Of the seven non-conference losses, five came against teams ranked among the top 45 RPI, according to KenPom.com.

TOO MUCH CHARITY AT CHARITY STRIPE

- Part of the reason for the Tide's struggles on the road is a result of the number of free throw attempts it gives up to league opponents, especially during SEC play.
- In two road league contests this season, Alabama has given up 78 combined free throws (39.0 per game). In fact, UA has been outscored from the free throw line by 26 points (UA is 30-of-45, opponents are 56-of-78) in SEC road contests thus far.
- It's a problem that has plagued the Tide all year. In seven road contests, Alabama is yielding 29.6 free throw attempts to the opposition per road game (207 total).

BACKCOURT THIEVES

- Alabama guards Trevor Releford and Retin Obasohan both rank among the nation's leaders in steals per game.

- Obasohan leads the SEC and ranks 18th in the nation with 2.4 (2.41) steals a game, while Releford's 2.3 (2.33) steals per contest ranks second in the league and 21st in the nation.

- Together, the duo is averaging 4.7 steals per game, which ranks in a tie for third in the NCAA among all duos in terms of takeaways (through Jan. 26).

- Below is the top-six duos in the nation (as of Jan. 27) in combined steals per game:

1. Weber (3.8)/Brandenburg (1.7) - VCU	5.5
2. Adams (3.0)/Anderson (1.8) - UCLA	4.8
3. Obasohan (2.4)/Releford (2.3) - Alabama	4.7
Ennis (2.5)/Cooney (2.2) - Syracuse	4.7
5. Williams (2.4)/Cormier (2.2) - Loyola (Md.)	4.6
Hammond (2.6)/Mosley (2.0) - Ark. Pine Bluff	4.6

CUTTING DOWN THE TURNOVERS

- Trevor Releford has not only been shooting the ball well as of late, but his distribution has been as equally as impressive.
- After beginning the season with 10 assists and 24 turnovers through his first six games, Releford

UA IN SEC/NCAA STATS (THROUGH 1/27)

Team	SEC Rank	NCAA Rank (top 100 only)
Scoring Offense	70.6	11th
Scoring Defense	67.0	6th
Scoring Margin	+3.6	9th
Free Throw %	.699	3rd
FG %	.453	6th
FG % Defense	.416	10th
3-PT FG %	.336	7th
3-PT FG % Def.	.311	5th
3-PT FG Made	5.6	8th
Rebound Offense	34.1	13th
Rebound Defense	34.5	8th
Rebound Margin	-0.4	11th
Assists	11.5	12th
Steals	7.6	5th
Blocks	4.7	T-7th
Turnover Margin	+1.3	6th
100th		
Individual	SEC Rank	NCAA Rank (top 80 only)
Scoring		
Trevor Releford	18.2	7th
Retin Obasohan	12.2	24th
Field Goal Percentage		
Trevor Releford	.502	6th
3-PT Field Goal Percentage		
Trevor Releford	.396	T-5th
3-PT Field Goals Made Per Game		
Trevor Releford	2.3	6th
Free Throw Percentage		
Trevor Releford	.904	2nd
Steals		
Retin Obasohan	2.4	1st
Trevor Releford	2.3	2nd
Blocked Shots		
Retin Obasohan	1.4	8th
Minutes		
Trevor Releford	34.3	3rd
Retin Obasohan	32.6	5th

2013-14 SPECIALTY STATS

Opponent	Paint	Pts off T/O	2ndCh	FastB	Bench	Alabama Largest Lead	Alabama Largest deficit	Final Score
vs. Oklahoma	34	16	17	4	17			
ALABAMA	34	14	15	14	11	+16 (26-10 - 1st)	-10 (69-79 - 2nd)	L, 73-82
Texas Tech	40	29	13	8	11			
ALABAMA	42	19	11	12	12	+18 (70-52 - 2nd)	-2 (2-4 - 1st)	W, 76-64
Stillman	14	8	17	2	21			
ALABAMA	58	31	17	8	48	+40 (90-50 - 2nd)	-1 (2-3 - 1st)	W, 102-65
Georgia State	30	15	5	8	20			
ALABAMA	36	22	11	12	20	+23 (61-38 - 2nd)	-5 (0-5 - 1st)	W, 75-58
vs. Duke	30	16	4	4	14			
ALABAMA	38	22	7	10	29	+7 (12-5 - 1st)	-18 (28-46 - 2nd)	L, 64-74
vs. Drexel	46	19	16	6	19			
ALABAMA	40	17	16	6	35	+4 (61-57 - 2nd)	-11 (21-32 - 1st)	L, 83-85 (3o)
North Florida	20	5	4	4	25			
ALABAMA	32	13	13	10	15	+31 (76-45 - 2nd)	NA	W, 76-48
at South Florida	36	10	11	4	14			
ALABAMA	32	11	4	8	5	+7 (9-2 - 1st)	-8 (60-52 - 2nd)	L, 64-66
Charleston Southern	14	7	4	0	13			
ALABAMA	12	7	10	0	21	+14 (59-45 - 2nd)	-8 (15-7 - 1st)	W, 59-45
Wichita State	36	7	11	12	16			
ALABAMA	28	11	4	2	20	+3 (56-53 - 2nd)	-10 (16-6 - 1st)	L, 67-72
Xavier	38	8	19	4	18			
ALABAMA	28	7	9	8	28	+12 (44-32 - 2nd)	-5 (70-65 - 2nd)	L, 74-77
at UCLA	38	14	12	0	21			
ALABAMA	20	19	7	4	44	+4 (43-39 - 2nd)	-11 (20-9 - 1st)	L, 67-75
Robert Morris	20	17	4	4	6			
ALABAMA	38	26	6	12	24	+10 (61-51 - 2nd)	-9 (9-0 - 1st)	W, 64-56
Vanderbilt	26	8	11	0	2			
ALABAMA	30	17	8	6	11	+16 (52-36 - 2nd)	-4 (12-8 - 1st)	W, 68-63
at Georgia	18	11	10	6	7			
ALABAMA	30	13	6	6	21	+4 (6-2 - 1st)	-13 (43-30 - 2nd)	L, 58-66
Mississippi State	34	11	6	4	16			
ALABAMA	36	17	8	6	21	+23 (65-24 - 2nd)	-2 (2-0 - 1st)	W, 80-61
at Missouri	32	13	11	7	4			
ALABAMA	18	7	12	7	4	+3 (12-9 - 1st)	-22 (66-44 - 2nd)	L, 47-68
Florida	22	7	18	4	15			
ALABAMA	28	11	13	6	25	NA	-12 (55-43 - 2nd)	L, 62-68
LSU	34	14	15	4	22			
ALABAMA	28	17	10	2	22	+19 (47-28 - 2nd)	-7 (7-0 - 1st)	W, 82-80
Opponent Totals	562	226	208	85	281			
Average/Game	29.6	11.9	10.9	4.5	14.8			
ALABAMA Totals	608	301	187	139	418			
Average/Game	32.0	15.8	9.8	7.3	21.9			

has 42 assists and 21 turnovers in the Tide's last 13 contests.

- As a result, Alabama's assist-to-turnover ratio has steadily improved. UA had 67 assists to 90 turnovers in the first six games, but has since recorded 151 assists and 142 turnovers.

SEC HOME COURT ADVANTAGE

- Alabama's victory over LSU Saturday night gave the Tide its 15th win in its last 16 home games against SEC foes.
- Since Grant's arrival in 2009, Alabama owns a home record of 30-6 (.833) against SEC competition. Since 2011, the Tide boasts a 26-2 (.929) mark at home against the conference, with both losses coming against Florida.

HOME SWEET HOME

- Now in his fifth season at UA, Grant has a record of 61-15 (.803) on Alabama's home floor. This season, the Tide is 9-3 at home and has outscored teams by an average of 10.7 points a game (73.8-63.1).
- Since the start of the 2010-11 campaign, Grant has won 57 of the last 67 games played under the arched roof of Coleman Coliseum (57-10; .851).

- Overall, Alabama owns a record of 526-119 (.818) in the facility's 47th season of use.

- Grant also led UA to 24 straight home victories that spanned the final home game of the 2009-10 season through the beginning of the 2011-12 season.

SHUFFLING THE STARTERS

- Head coach Anthony Grant has used 10 different starting lineups in the team's 19 games this season.
- No Alabama player has started all 19 contests.
- Below is a breakdown of the different lineups used and the record of each lineup (Bold indicates most recent starting five):

Releford, Obasohan, Randolph, Cooper, Taylor	2-2
Releford, Obasohan, Randolph, Hale, Engstrom	2-2
Releford, Obasohan, Randolph, Taylor, Jacobs	0-3
Key, Releford, Cooper, Hale, Engstrom	1-1
Releford, Obasohan, Cooper, Taylor, Jacobs	1-0
Key, Releford, Randolph, Jacobs, Taylor	1-0
Key, Obasohan, Randolph, Jacobs, Taylor	1-0
Releford, Randolph, Cooper, Hale, Taylor	1-0
Key, Releford, Obasohan, Cooper, Jacobs	0-1
Obasohan, Randolph, Cooper, Hale, Engstrom	0-1

LET'S GO STREAKING

Below is a look at streaks players have heading into the upcoming contest.

TEAM STREAKS

Overall	Won 1
Home Overall	Won 1
Home SEC	Won 1
Home Non-Conference Overall	Lost 2
Road	Lost 8
Road SEC	Lost 5
Neutral	Lost 4

INDIVIDUAL STREAKS

Consecutive double-figure scoring games

Trevor Releford	20
Shannon Hale	6
Retin Obasohan	2
Levi Randolph	3
Rodney Cooper	1

Consecutive free throws made

Trevor Releford	8
Shannon Hale	4
Retin Obasohan	4
Carl Engstrom	2
Nick Jacobs	2

Consecutive games with at least one three

Trevor Releford	13
Rodney Cooper	2
Shannon Hale	1

Total 30-minute games this season

Trevor Releford	14
Retin Obasohan	12
Levi Randolph	12
Rodney Cooper	7
Nick Jacobs	3
Algie Key	3
Shannon Hale	2
Jimmie Taylor	1

Consecutive games played

Levi Randolph	88
Nick Jacobs	62
Rodney Cooper	50
Carl Engstrom	19
Algie Key	19
Jimmie Taylor	19
Trevor Releford	10
Shannon Hale	9

Consecutive games started

Trevor Releford	10
Shannon Hale	9
Carl Engstrom	6
Rodney Cooper	2
Algie Key	2

LAST BOX SCORE ALABAMA VS. AUBURN (FEBRUARY 26, 2013)

Official Basketball Box Score -- Game Totals -- Final Statistics Auburn vs Alabama 2/26/13 6 p.m. at Tuscaloosa, Ala. (Coleman Coliseum)

Auburn 43 • 9-19, 3-12

#	Player		Total		3-Ptr		Rebounds			PF	TP	A	TO	Blk	Stl	Min
			FG-FGA	FG-FGA	FT-FTA	Off	Def	Tot								
02	Payne,Allen	f	1-5	0-1	0-0	2	4	6	3	2	4	2	0	1	24	
41	Chubb,Rob	c	6-11	0-0	1-1	3	1	4	1	13	1	0	2	0	26	
05	Johnson,Shaquille	g	2-5	0-2	2-3	0	1	1	2	6	1	3	0	0	26	
11	Wallace,Josh	g	0-2	0-0	0-0	0	1	1	3	0	0	0	0	0	18	
23	Sullivan,Frankie	g	1-9	1-7	3-4	0	5	5	2	6	1	3	0	2	27	
00	Dixon-Tatum,Asauhn		1-2	0-0	3-4	0	2	2	1	5	0	0	3	1	12	
03	Denson,Chris		0-5	0-0	2-2	1	3	4	0	2	1	2	0	2	26	
10	Price,Jordan		1-3	0-1	0-0	0	3	3	2	2	0	3	0	0	11	
24	Greene Jr, Brian		1-3	1-1	0-0	0	0	0	1	3	2	0	0	0	14	
25	Granger,Jordon		0-0	0-0	0-0	1	0	1	0	0	0	1	0	0	4	
32	Johnson,Noel		2-5	0-3	0-0	1	1	2	3	4	1	1	0	0	12	
	Team					0	2	2	1							
Totals			15-50	2-15	11-14	8	23	31	19	43	11	15	5	6	200	
FG % 1st Half: 6-28			21.4%	2nd half: 9-22			40.9%	Game: 15-50			30.0%	Deadball Rebounds				1
3FG % 1st Half: 1-10			10.0%	2nd half: 1-5			20.0%	Game: 2-15			13.3%					
FT % 1st Half: 3-3			100.0%	2nd half: 8-11			72.2%	Game: 11-14			78.6%					

Alabama 61 • 19-9, 11-4

##	Player		Total		3-Ptr		Rebounds			PF	TP	A	TO	Blk	Stl	Min
			FG-FGA	FG-FGA	FT-FTA	Off	Def	Tot								
14	Gueye, Moussa	c	0-0	0-0	0-0	1	2	3	2	0	1	0	0	0	14	
05	Lacey, Trevor	g	3-11	1-7	5-6	0	3	3	3	12	2	0	1	3	25	
12	Releford, Trevor	g	7-13	4-9	3-4	0	3	3	0	21	2	2	0	2	32	
20	Randolph, Levi	g	3-7	0-3	0-0	1	3	4	1	6	2	1	0	0	28	
21	Cooper, Rodney	g	1-5	0-0	0-1	1	5	6	2	2	1	1	0	1	27	
13	Goode, Julian		0-0	0-0	0-0	0	0	0	1	0	0	0	0	0	1	
15	Jacobs, Nick		5-7	0-0	0-0	5	5	10	4	10	0	1	2	1	25	
22	Steele, Andrew		0-1	0-1	0-0	0	1	1	1	0	2	1	0	0	11	
24	Pollard, Devonta		0-3	0-0	0-0	1	1	2	1	0	1	1	1	0	13	
25	Blackledge, Keon		0-1	0-1	0-0	0	0	0	0	0	0	0	0	0	1	
32	Obasohan, Retin		3-8	0-3	4-5	1	3	4	1	10	2	1	0	1	21	
33	Wilson, Isiah		0-0	0-0	0-0	0	0	0	0	0	0	0	0	0	1	
35	Slaughter, Dakota		0-0	0-0	0-0	0	0	0	0	0	0	0	0	0	1	
Team						2	3	5				3				
Totals			22-56	5-24	12-16	12	29	41	16	61	13	11	4	8	200	
FG % 1st Half: 9-28			32.1%	2nd half: 13-28			46.4%	Game: 22-56			39.3%	Deadball Rebounds				3
3FG % 1st Half: 2-12			16.7%	2nd half: 3-12			25.0%	Game: 5-24			20.8%					
FT % 1st Half: 3-5			60.0%	2nd half: 9-11			81.8%	Game: 12-16			75.0%					

Officials: Anthony Jordan, Ed Corbett, Karl Hess
Technical fouls: Auburn-TEAM. Alabama-None.
Attendance: 12633

Score by periods	1st	2nd	Total
Auburn	16	27	43
Alabama	23	38	61

ALABAMA SIGNS TOP-25 CLASS FOR '14

Alabama head coach Anthony Grant announced the signing of three student-athletes to National Letters of Intent during the first day of the early signing period. Guards Justin Coleman, Devin Mitchell and Riley Norris are each rated as top-100 recruits nationally and slated to join the Crimson Tide on the court for the 2014-15 season. **The Tide's recruiting class is ranked as high as No. 21 in the nation.** Below is a brief about each signee:

**Justin Coleman | G | 5-10 | 160
Birmingham, Ala. | Wenonah HS**

Coleman is ranked as the No. 1 player in the state of Alabama after leading Wenonah to a 34-2 record and a state title as a junior in 2012-13. He was named to the 2013 Class 5A First Team All-State by AL.com after he averaged 20.3 points, 7.7 assists, 4.0 rebounds and 4.2 steals a game. Coleman is rated by 247Sports.com as the No. 43 prospect in the nation and the ninth-best player in the nation at his position, while Rivals.com and Scout.com both rate him as a four star prospect.

**Devin Mitchell | G | 6-4 | 175
Suwanee, Ga. | Collins Hill HS**

As a junior, Mitchell earned all-state honors and led all Gwinnett County players with 20.2 points per game, while also averaging six rebounds and three assists a contest. In addition, he connected on 42 percent of his three-point attempts. Following the season, Mitchell was tabbed to the Gwinnett Daily Post's Super Six, which profiles the top six players in the county. Mitchell is ranked by 247Sports as the No. 57 overall player in the nation, while ESPN.com rates him as the No. 31 player in the region and No. 6 player in the state of Georgia.

**Riley Norris | G/F | 6-7 | 190
Albertville, Ala. | Albertville HS**

Norris is ranked No. 3 on AL.com's list of the state's 10 best senior prospects. Norris ranks third among AHSAA all-time leading rebounders (1,428). He is 393 rebounds shy passing the AHSAA's all-time leader, former Alabama great Richard Hendrix (1,820). In addition, Norris is currently 16th on the AHSAA all-time scoring list with 2,450 points. As a junior, he averaged 22.4 points, 12.0 rebounds and 2.2 assists on his way to first-team all-state honors, as well as being a finalist for the 6A Player of the Year honors. He is listed as a four star recruit by ESPN.com, 247Sports, Scout.com and Rivals.com and is rated as a top 100 prospect by all four outlets.

LETTING THE GAME "RUN" AWAY

- Alabama comes into the Auburn game with an 9-10 overall record. But the Tide's record could look entirely different had UA finished some of the close games it has lost.
- Alabama has a record of 3-9 this season in contests that have been decided by 10 or fewer points.
- In nine of its 10 losses on the season, Alabama either held the lead or was within striking distance late in a game. However, in each instance, the Tide allowed the opposition to go on a game-deciding run late in the second half.
- Below is a breakdown of each loss, including the decisive run that occurred.

OPP	Score (time)	Opp. Run	run-length	score	Final
vs. Okla.	66-67 (6:07)	10-1	5:01	67-77	73-82
vs. Duke	51-56 (5:17)	13-8	4:44	59-69	64-74
vs. Drexel	61-57 (1:07)	4-0	1:07	61-61	83-85 (3ot)
at USF	46-42 (10:34)	18-6	8:03	52-60	64-66
Wichita St.	58-58 (4:44)	13-8	3:33	66-71	67-72
Xavier	57-50 (8:30)	18-6	5:24	63-68	74-77
at UCLA	67-67 (1:34)	8-0	1:34	67-75	67-75
at Georgia	43-46 (7:37)	9-3	3:16	46-55	58-66
Florida	37-42 (12:51)	13-6	3:54	43-55	62-68

GETTING TO THE LINE

- Alabama is one of the better free throw shooting teams in the league. In fact, the Tide ranks third in the SEC, connecting on 69.9 percent of its free throw attempts for the year.
- Senior guard Trevor Releford rank second in the SEC and 14th in the NCAA in free throw percentage (90.4 percent).
- In addition, sophomore guard Retin Obasohan has also benefited from the charity stripe this season. The Antwerp, Belgium, native leads the team with 81 free throws made (4.8 per game) and 111 free throw attempts (6.5 per game).
- Unfortunately, as good as the Tide has been at the line, the opposition has been even better. Alabama opponents are shooting an impressive 74.0 percent from the foul line. According to KenPom.com, UA ranks 336th in the nation in opponent's free throw percentage.

TIDE'S TRENDS

- Nineteen games into the 2013-14 season, there have been a few noticeable trends when it comes to the Alabama basketball team.
- One of the biggest trends to keep in eye through the course of a game is the battle of the boards. The Tide owns a record of 7-1 when outrebounding the opposition, but is 2-8 when getting outrebounded.
- Below is a breakdown of a few other key factors to look into during a game. Alabama is:
 - 8-4 when holding teams below 70 points
 - 1-6 when allowing 70 or more points
 - 7-1 when outrebounding the competition
 - 2-8 when opponents rebound Alabama
 - 9-4 when UA shoots better than opponent
 - 0-6 when opponent shoots better than UA
 - 6-1 when games decided by 11 or more points
 - 3-9 when games decided by 10 or fewer points
 - 8-3 when leading at half
 - 1-7 when trailing at half
 - 8-4 when shooting more free throws
 - 1-6 when shooting less free throws

ONE OF NATION'S UNLUCKIEST TEAM

- The Tide can argue it is one of the nation's unluckiest team in the NCAA and has the statistics to back it up.
- According to KenPom.com's "Luck" category, the Tide ranks 339th out of 351 D-I teams with a -.110 ranking. For comparison, the nation's luckiest team according to the website is Nichols State with a +.181 rating.
- The "Luck" category is defined by Ken Pomeroy as "A measure of the deviation between a team's actual winning percentage and what one would expect from its game-by-game efficiencies. Essentially, a team involved in a lot of close games should not win (or lose) all of them. Those that do will be viewed as lucky (or unlucky)."

THE MAGIC NUMBER IS 70

- It seems the 70-point mark will be a key for the Alabama men's basketball team this season.
- Through 19 games, the Tide is 5-3 when scoring 70 or more points on the year, but 1-6 when the opposition goes for 70 or more points.
- In fact, prior to the 82-80 win over LSU on Saturday night, Alabama had lost 19 straight games when the opposition reaches the 70-point plateau. The last time the Tide won when giving up 70 or more to an opponent prior to Saturday's contest came on March 3, 2010 when it captured a 79-70 win at South Carolina.
- As a comparison, UA has a record of 43-13 (.768) when it scores 70 or more points during head coach Anthony Grant's tenure (2009-pres.).

RETIN'S RISE

- In seven of Alabama's first nine contests this season, redshirt sophomore Retin Obasohan either set or matched a career-high scoring output. Most recently, he collected a career-best 22 points, along with career-highs of nine rebounds and six steals, in the win over Charleston Southern on Dec. 14.
- Obasohan began the year with a then-career-high tying 14 points vs Oklahoma (11/8). He followed that with a then-career-high 15 points vs. Texas Tech (11/14). Against Stillman (11/18), Obasohan finished with a career-best tying 15 points, which came before to a pair of 18-point games against Georgia State (11/19) and Drexel (11/27). He also had a 20-point performance at USF (12/4), prior to Saturday's 22-point performance.
- For the year, Obasohan is second on the team with 12.2 ppg, while shooting 40.3 percent from the floor and 73.0 percent from the charity stripe. In addition, he also leads Alabama in steals per game (2.4), blocks per game (1.4) and free throws made (81) and attempted (111).

SIXTY IS SWEET, BUT 50 IS BETTER

- Alabama has held four opponents this season to 60 or fewer points, winning all four contests.
- Since Anthony Grant's arrival in 2009, his teams have held the opposition to 60 or below a total of 80 times, going 66-14 (.825) when achieving the feat.
- The Tide has held two teams (North Florida and Charleston Southern) to 50 or fewer points this season.

Runs of 20-0 or more	
Alabama	1
Opponents	0



THE LAST TIME

TEAM

Scored 100 points or more:

Nov. 18, 2013 - UA 102, Stillman 65

Scored 110 points or more:

Dec. 1, 2004 - UA 114, ETSU 77

Scored less than 50 points:

Feb. 6, 2013 - Auburn 49, UA 37

Allowed 100 points:

Dec. 4, 2004 - UA 102, Charlotte 101

Held opponent to 40 points or less:

Jan. 27, 2010 - UA 57, LSU 38

Scored 50 points in a half:

Nov. 18, 2013 - 20 points in second half vs. Stillman

Won an overtime game:

Feb. 4, 2012 - UA 69, Mississippi 67

Lost an overtime game:

Nov. 29, 2013 - Drexel 85, UA 83

Played a double-overtime game:

Nov. 29, 2013 - Drexel 85, UA 83 (3OT)

Played a triple-overtime game:

Nov. 29, 2013 - Drexel 85, UA 83

Played a quadruple-overtime game:

Feb. 12, 1972 - UA 102, Charlotte 101

Shot 60% or better in a half:

Jan. 25, 2014 - 60.9% in 2nd half vs. LSU

Failed to hit a three-pointer in a game:

Dec. 4, 2010 vs. Purdue (117 games)

Had at least 15 steals in a game:

Feb. 20, 2013 vs. Mississippi State (18)

Forced 25 turnovers in a game:

Nov. 11, 2012 vs. West Alabama (25)

Played a ranked opponent:

Jan. 14, 2014 vs. No. 6/6 Florida (lost, 68-62)

Beat a ranked opponent at neutral site:

Nov. 29, 2009 in Lake Buena Vista, Fla. vs No. 15 Michigan (won, 68-66)

Beat a ranked opponent at home:

Jan. 18, 2011 vs. No. 12 Kentucky (won, 68-66)

Beat a ranked opponent on the road:

Feb. 21, 2004 in Starkville, Miss. (beat No. 4 Mississippi State, 77-73)

Beat a top-10 opponent:

Feb. 18, 2006 vs. No. 8 Tennessee (won, 92-79)

Beat a top-10 opponent on the road:

Feb. 21, 2004 in Starkville, Miss. (beat No. 4 Mississippi State, 77-73)

Beat a top-5 opponent:

Mar. 20, 2004 vs. No. 1 Stanford (NCAA tournament; won, 70-67)

Beat a top-5 opponent on the road:

Feb. 21, 2004 in Starkville, Miss. (beat No. 4 Mississippi State, 77-73)

Beat a No. 1 ranked opponent on the road:

Jan. 28, 1983 at No. 1 UCLA (won, 70-67)

Beat a No. 1 ranked opponent:

Mar. 20, 2004 vs. No. 1 Stanford (NCAA tournament (won, 70-67)

INDIVIDUAL

Had a player score 50 points:Michael Nordholz (50) vs. Southern Miss, 12/12/76 (*single-game scoring record*)**Had a player score 40 points:**

Reggie King (43) vs. Virginia, 12/29/78

Had a player score 35 points:

Trevor Releford (36) vs LSU, 2/23/13

Had a player score 30 points:

Trevor Releford (34) at UCLA, 12/28/13

Had a player grab 20 rebounds:

Richard Hendrix (23) vs. Troy, 11/9/07

Had a player dish out 11 or more assists:

Mikhail Torrence (11) vs. LSU, 1/27/10

Had a player block five shots:

Moussa Gueye (5) vs Kentucky, 1/22/13

Had a player block 10 shots:

Roy Rogers (10) vs LSU, 2/17/1996

Had a player with seven or more steals in a game:

Jeremy Hays (8) vs Oregon State, 12/12/1998

Had two players record a double-double in same game:

JaMychal Green (14 pts. 11 rebs.), Tony Mitchell (10 pts., 12 rebs.) vs Kentucky, Dec. 12, 2010

Had three players record a double-double in same game:

Jermareo Davidson (12 pts, 12 rebs), Alonzo Gee (22 pts, 10 rebs), Richard Hendrix (18 pts, 12 rebs) vs Louisiana Monroe, Nov. 28, 2006

Had a player record a double-double in three consecutive games:

Richard Hendrix (24 pts, 16 rebs vs. Florida, 17 pts, 11 rebs at Arkansas, 19 pts, 10 rebs at Georgia) (Jan. 8, Jan. 13, Jan. 16, 2008)

Had a player record a double-double in four consecutive games:

Richard Hendrix (19 pts, 13 rebs vs. Chicago State, 24 pts, 16 rebs vs. Florida, 17 pts, 11 rebs at Arkansas, 19 pts, 10 rebs at Georgia) (Jan. 4, Jan. 8, Jan. 13, Jan. 16 2008)

Had a player record a triple-double:

Roy Rogers (27 pts, 10 rebs, 10 blocks) vs. LSU, Feb. 17, 1996

Had two players score 20 points in a game:

Nick Jacobs (23) and Trevor Releford (21) vs Drexel 11/29/2013

Had five or more players score in double figures:

Levi Randolph (17), Retin Obasohan (15), Nick Jacobs (13), Trevor Releford (12), Algie Key (12), Carl Engstrom (11) vs Stillman (Nov. 18, 2013)



21

6-6 • 215 • Jr.

Guard

RODNEY COOPER

Hurtsboro, Ala. (Russell County)

CAREER HIGHS

Points	28	at LSU (2/11/12)
Field Goals	10	at LSU (2/11/12)
FG Att.	22	at LSU (2/23/13)
3-Point FG	4	2X, last vs. LSU (1/25/14)
3-Point Att.	9	at LSU (2/11/12)
Free Throws	5	2X, last at LSU (2/11/12)
FT Att.	8	at LSU (2/23/13)
Rebounds	10	2X, last vs. OU (11/8/13)
Assists	4	Robert Morris (1/4/14)
Steals	5	at LSU (2/11/12)
Blocks	2	at USF (12/7/13)
Minutes	42	at LSU (2/23/13)

2013-14 SEASON HIGHS

Points	19	LSU (1/25/14)
Field Goals	7	LSU (1/25/14)
FG Att.	12	2X, last vs. LSU (1/25/14)
3-Point FG	4	2X, last vs. LSU (1/25/14)
3-Point Att.	7	Charleston So. (12/14/13)
Free Throws	6	Georgia (1/11/14)
FT Att.	7	Georgia (1/11/14)
Rebounds	10	Oklahoma (11/8/13)
Assists	4	Robert Morris (1/4/14)
Steals	3	Georgia (1/11/14)
Blocks	2	at USF (12/7/13)
Minutes	36	Texas Tech (11/14/13)

MISCELLANEOUS STATS

CATEGORY	2013-14	CAREER
Double-digit scoring	6	28
20+ point games		2
Double-digit rebounding	1	2
Double-doubles	1	2
Led UA in scoring		6
Led UA in rebounding	7	18
Led UA in three-pointers	4	18
Led UA in assists	6	11
Led UA in steals		8
Led UA in blocks	1	5
5+ assist games		
3+ three-pointers	2	5
3+ steal games	1	4
3+ block games		1

2013-14 JUNIOR

- Leads team in rebounds per game (4.6) to go along with 7.8 points per contest
- Has led UA in assists on six different occasions this season, which ranks second on the team
- Had a season-high 19 points and tied a career-high with four three-pointers (4-of-5) in the win over LSU (1/25)
- Also had season-high numbers in field goals made (7), attempted (12) and threes made vs. LSU
- Recorded second career double-double with 10 points and a career-high tying 10 rebounds against Oklahoma (11/8)
- Came off the bench to record 16 points, seven rebounds and three assists vs. Charleston Southern (12/14)
- Set career high with four made threes and tied career best with three assists in the win over the Buccaneers
- Had 15 points, six rebounds, three assists and three steals at Georgia (1/11)
- Came off the bench to account for 14 points in 30 minutes vs. then-No. 11/9 Wichita State (12/17)
- Had nine points and a career-best four assists without a turnover vs. Robert Morris (1/4)
- Led the team last year in rebounds (4.5) and offensive rebounds per game (1.9)
- Finished second on team in field goals made (136) and was third in scoring (10.2), field goals attempted (339) and double-figure games (20)
- Reached double-figure scoring in 11 of his 18 SEC games
- Had 18 points and nine boards in triple overtime loss at LSU (2/23)
- Named to 2K Sports Classic All-Tournament team



COOPER'S 2013-14 GAME-BY-GAME STATS

OPPONENT	DATE	GS	MIN	FG	FBA	PCT	3FG	3FBA	PCT	FT	FTA	PCT	OFF	DEF	TOT	AVG	PF	A	TO	BLK	STL	PTS	AVG
vs. Oklahoma	11/8	*	35	4	12	.333	1	5	.200	1	2	.500	4	6	10	10.0	3	0	1	0	1	10	10.0
Texas Tech	11/14	*	36	3	9	.333	0	4	.000	1	2	.500	3	4	7	8.5	1	1	2	0	0	7	8.5
Stillman	11/18	*	24	1	6	.167	0	1	.000	4	4	1.000	2	5	7	8.0	2	3	2	0	1	6	7.7
Georgia State	11/19	*	24	2	6	.333	2	4	.500	0	0	.000	0	3	3	6.8	3	2	1	1	2	6	7.3
vs. Duke	11/27	*	29	3	8	.375	1	3	.333	0	0	.000	0	6	6	6.6	4	3	3	0	0	7	7.2
vs. Drexel	11/29	*	29	1	4	.250	1	2	.500	0	0	.000	2	2	4	6.2	5	3	2	0	0	3	6.5
North Florida	12/4		24	1	4	.250	0	1	.000	0	0	.000	0	2	2	5.6	1	2	2	1	1	2	5.9
at USF	12/7		23	1	5	.200	0	2	.000	0	0	.000	0	2	2	5.1	1	0	0	2	0	2	5.4
Charleston Southern	12/14		33	6	11	.545	4	7	.571	0	0	.000	1	6	7	5.3	3	3	2	1	1	16	6.6
Wichita State	12/17		30	5	10	.500	2	4	.500	2	4	.500	0	1	1	4.9	4	2	0	0	0	14	7.3
Xavier	12/21		29	2	6	.333	1	3	.333	4	6	.667	2	6	8	5.2	1	1	2	1	0	9	7.5
at UCLA	12/28	*	20	0	3	.000	0	2	.000	0	0	.000	0	1	1	4.8	4	0	3	1	0	0	6.8
Robert Morris	1/4	*	30	3	6	.500	0	3	.000	3	4	.750	0	2	2	4.6	1	4	0	0	2	9	7.0
Vanderbilt	1/7		14	1	3	.333	0	1	.000	0	0	.000	2	0	2	4.4	1	0	0	0	0	2	6.6
at Georgia	1/11		25	4	8	.500	1	3	.333	6	7	.857	1	5	6	4.5	4	3	0	1	3	15	7.2
Mississippi State	1/15		28	3	8	.375	2	6	.333	2	2	1.000	2	2	4	4.5	3	3	1	0	0	10	7.4
at Missouri	1/18		23	0	2	.000	0	2	.000	2	2	1.000	1	3	4	4.5	3	3	1	0	0	2	7.1
Florida	1/23	*	30	3	12	.250	1	5	.200	2	2	1.000	1	4	5	4.5	3	1	3	1	1	9	7.2
LSU	1/25	*	33	7	12	.583	4	5	.800	1	2	.500	2	4	6	4.6	3	2	3	1	0	19	7.8

COOPER'S CAREER STATS

YEAR	GP	GS	MIN	AVG	FG	FBA	PCT	3FG	3FBA	PCT	FT	FTA	PCT	OFF	DEF	TOT	AVG	PF	FO	AST	TO	BLK	STL	PTS	AVG
2011-12	31	14	526	17.0	56	146	.384	20	69	.290	26	31	.839	28	45	73	2.4	47	1	16	35	4	20	158	5.1
2012-13	35	34	1009	28.8	136	339	.401	40	133	.301	46	72	.639	66	92	158	4.5	91	0	33	50	5	23	358	10.2
2013-14	19	10	519	27.3	50	135	.370	20	63	.317	28	37	.757	23	64	87	4.6	50	1	36	28	10	12	148	7.8
TOTAL	85	58	2054	24.2	242	620	.390	80	265	.302	100	140	.714	117	201	318	3.7	188	2	85	113	19	55	664	7.8

COOPER'S CAREER SEC STATS

YEAR	GP	GS	MIN	AVG	FG	FBA	PCT	3FG	3FBA	PCT	FT	FTA	PCT	OFF	DEF	TOT	AVG	PF	FO	AST	TO	BLK	STL	PTS	AVG
2011-12	14	5	235	16.8	33	81	.407	13	38	.342	9	10	.900	6	18	24	1.7	18	0	7	14	0	10	88	6.3
2012-13	18	18	535	29.7	67	173	.387	22	66	.333	17	32	.531	32	56	88	4.9	47	0	16	21	2	11	173	9.6
2013-14	6	2	153	25.5	18	45	.400	8	22	.364	13	15	.867	9	18	27	4.5	17	0	12	8	3	4	57	9.5
TOTAL	38	25	923	24.3	118	299	.395	43	126	.341	39	57	.684	47	92	139	3.7	82	0	35	43	5	25	318	8.4



4

7-1 • 265 • R-Jr.

Center

CARL ENGSTROM

Ystad, Sweden (Sydskanska Gymnasiet)

CAREER HIGHS

Points	11	Stillman (11/18/13)
Field Goals	5	Stillman (11/18/13)
FG Att.	6	Stillman (11/18/13)
3-Point FG		
3-Point Att		
Free Throws	3	Villanova (11/16/12)
FT Att.	4	2X, last vs. Nova (11/16/12)
Rebounds	8	2X, last vs. Stillman (11/18/13)
Assists	2	2X, last vs. Stillman (11/18/13)
Steals	2	2X, last vs. CSU (12/1/10)
Blocks	4	Mississippi State (2/25/12)
Minutes	25	Robert Morris (1/4/14)

2013-14 SEASON HIGHS

Points	11	Stillman (11/18/13)
Field Goals	5	Stillman (11/18/13)
FG Att.	6	Stillman (11/18/13)
3-Point FG		
3-Point Att.		
Free Throws	2	3X, last vs. Robert Morris (1/4/14)
FT Att.	3	Robert Morris (1/4/14)
Rebounds	8	Stillman (11/18/13)
Assists	2	Stillman (11/18/13)
Steals	1	North Florida (12/4/13)
Blocks	2	3X, last vs. Miss. State (1/15/14)
Minutes	25	Robert Morris (1/4/14)

MISCELLANEOUS STATS

CATEGORY	2013-14	CAREER
Double-digit scoring	1	1
20+ point games		
Double-digit rebounding		
Double-doubles		
Led UA in scoring		
Led UA in rebounding	3	5
Led UA in three-pointers		
Led UA in assists		
Led UA in steals		1
Led UA in blocks	3	12
5+ assist game		
3+ three-pointers		
3+ steal games		
3+ block games		2

2013-14 (JUNIOR)

- Leads team in field goal percentage, connecting on 15-of-26 shots from the floor (.571)
- Scored a career-high 11 points and tied a career-high of eight rebounds against Stillman (11/18)
- Had eight points, five rebounds and two blocked shots in a career-best 25 minutes vs. Robert Morris (1/4)
- Received a medical redshirt in 2012-13 season after he suffered a left knee during the Cincinnati game on Dec. 1
- Had surgery to repair a torn ACL and MCL in the knee on 12/11
- Made first start of season against Charleston Southern (11/23/12) and responded with six points and a career-best eight rebounds
- Finished the year playing in seven games



ENGSTROM'S 2013-14 GAME-BY-GAME STATS

OPPONENT	DATE	GS	MIN	FG	FGA	PCT	3FG	3FGA	PCT	FT	FTA	PCT	OFF	DEF	TOT	AVG	PF	A	TO	BLK	STL	PTS	AVG
vs. Oklahoma	11/8		6	1	3	.333	0	0	.000	0	0	.000	0	0	0	0.0	1	0	0	0	0	2	2.0
Texas Tech	11/14		2	0	0	.000	0	0	.000	0	0	.000	0	0	0	0.0	2	0	1	0	0	0	1.0
Stillman	11/18		15	5	6	.833	0	0	.000	1	2	.500	3	5	8	2.7	0	2	1	1	0	11	4.3
Georgia State	11/19		21	2	4	.500	0	0	.000	1	2	.500	0	3	3	2.8	2	1	0	1	0	5	4.5
vs. Duke	11/27		5	0	0	.000	0	0	.000	0	0	.000	0	0	0	0.0	1	0	0	0	0	0	3.6
vs. Drexel	11/29		11	0	1	.000	0	0	.000	2	2	1.000	1	0	1	2.0	1	0	0	0	0	2	3.3
North Florida	12/4		15	0	0	.000	0	0	.000	0	0	.000	3	2	5	2.4	5	1	1	0	1	0	2.9
at USF	12/7		16	0	0	.000	0	0	.000	0	0	.000	1	4	5	2.8	3	0	0	2	0	0	2.5
Charleston Southern	12/14		10	1	2	.500	0	0	.000	0	0	.000	0	0	0	0.0	1	0	1	0	0	2	2.4
Wichita State	12/17		4	0	0	.000	0	0	.000	0	0	.000	0	1	1	2.3	0	0	1	1	0	0	2.2
Xavier	12/21		16	1	1	1.000	0	0	.000	1	2	.500	2	2	4	2.5	5	1	1	0	1	3	2.3
at UCLA	12/28	*	5	0	0	.000	0	0	.000	0	0	.000	0	1	1	2.3	0	1	0	0	0	0	2.1
Robert Morris	1/4		25	3	3	1.000	0	0	.000	2	3	.667	3	2	5	2.5	1	1	2	2	0	8	2.5
Vanderbilt	1/7	*	24	0	1	.000	0	0	.000	0	0	.000	2	2	4	2.6	4	1	2	1	0	0	2.4
at Georgia	1/11	*	12	0	1	.000	0	0	.000	0	0	.000	1	1	2	2.6	2	0	2	0	0	0	2.2
Mississippi State	1/15	*	12	1	2	.500	0	0	.000	0	0	.000	0	3	3	2.6	4	1	1	2	0	2	2.2
at Missouri	1/18	*	3	0	0	.000	0	0	.000	0	0	.000	0	1	1	2.5	1	0	0	0	0	0	2.1
Florida	1/23	*	17	1	2	.500	0	0	.000	0	0	.000	1	4	5	2.7	1	0	0	1	0	2	2.1
LSU	1/25	*	19	1	2	.500	0	0	.000	0	0	.000	1	3	4	2.7	2	0	1	1	0	2	2.1

ENGSTROM'S CAREER STATS

Year	GP	GS	Min	Avg	FG	FGA	Pct	3FG	3FGA	Pct	FT	FTA	Pct	Off	Def	Tot	Avg	PF	FO	Ast	TO	Blk	Stl	Pts	Avg
2010-11	21	0	112	5.3	3	17	.176	0	0	.000	3	5	.600	8	17	25	1.2	10	0	2	8	8	4	9	0.4
2011-12	25	1	208	8.3	11	23	.478	0	0	.000	4	10	.400	19	25	44	1.8	40	2	4	12	15	2	26	1.0
2012-13	7	3	88	12.6	9	13	.692	0	0	.000	5	6	.833	6	13	19	2.7	9	1	1	5	7	3	23	3.3
2013-14	19	7	238	12.5	16	28	.571	0	0	.000	7	11	.636	18	34	52	2.7	36	2	9	14	12	2	39	2.1
TOTAL	72	11	646	9.0	39	81	.481	0	0	.000	19	32	.594	51	89	140	1.9	95	5	16	39	42	11	97	1.3

ENGSTROM'S CAREER SEC STATS

Year	GP	GS	Min	Avg	FG	FGA	Pct	3FG	3FGA	Pct	FT	FTA	Pct	Off	Def	Tot	Avg	PF	FO	Ast	TO	Blk	Stl	Pts	Avg
2010-11	2	0	3	1.5	0	1	.000	0	0	.000	0	0	.000	1	1	2	1.0	1	0	0	0	0	0	0	0.0
2011-12	10	0	112	11.2	9	18	.500	0	0	.000	3	5	.600	8	9	17	1.7	16	1	3	4	8	1	21	2.1
2013-14	6	6	87	14.5	3	8	.375	0	0	.000	0	0	.000	5	14	19	3.2	14	0	2	6	5	0	6	1.0
TOTAL	18	6	202	11.2	12	27	.444	0	0	.000	3	5	.600	14	24	38	2.1	31	1	5	10	13	1	27	1.5



11

6-8 • 220 • Fr.

Forward

SHANNON HALE

Johnson City, Tenn. (Christ School)

CAREER HIGHS

Points	17	LSU (1/25/14)
Field Goals	6	Vanderbilt (1/7/14)
FG Att.	14	LSU (1/25/14)
3-Point FG	3	2X, last vs. LSU (1/25/14)
3-Point Att.	6	LSU (1/25/14)
Free Throws	4	2X, last vs. LSU (1/25/14)
FT Att.	6	Georgia (1/11/14)
Rebounds	9	at UCLA (12/28/13)
Assists	6	LSU (1/25/14)
Steals	2	at Missouri (1/18/14)
Blocks	1	5X, last vs. Missouri (1/18/14)
Minutes	33	Mississippi State (1/15/14)

2013-14 SEASON HIGHS

Points	17	LSU (1/25/14)
Field Goals	6	Vanderbilt (1/7/14)
FG Att.	14	LSU (1/25/14)
3-Point FG	3	2X, last vs. LSU (1/25/14)
3-Point Att.	6	LSU (1/25/14)
Free Throws	4	2X, last vs. LSU (1/25/14)
FT Att.	6	Georgia (1/11/14)
Rebounds	9	at UCLA (12/28/13)
Assists	6	LSU (1/25/14)
Steals	2	at Missouri (1/18/14)
Blocks	1	5X, last vs. Missouri (1/18/14)
Minutes	33	Mississippi State (1/15/14)

MISCELLANEOUS STATS

CATEGORY	2013-14	CAREER
Double-digit scoring	7	7
20+ point games		
Double-digit rebounding		
Double-doubles		
Led UA in scoring	1	1
Led UA in rebounding	2	2
Led UA in three-pointers	4	4
Led UA in assists	1	1
Led UA in steals	1	1
Led UA in blocks		
5+ assist games	1	1
3+ three-pointers	2	2
3+ steal games		
3+ block games		

2013-14 (FRESHMAN)

- Has reached double figures in six straight games and seven of his last nine contests
- Averging 12.2 points and 4.1 rebounds a game over his last nine contests, connecting on 51 percent of his shots from the floor and 39 percent from beyond the arc during that span
- Ranks 18th in scoring in conference play (13.3 ppg)
- Ranks third among SEC freshman in league play only in scoring (13.3 ppg) and is fifth in field goal percentage (.491)
- Recorded career-bests of 17 points and six assists in the win over LSU (1/25), including giving Alabama the lead for good on a three-pointer with under a minute left
- Had 15 points and also set career best in field goals made (6) in first SEC start against Vanderbilt (1/7)
- Played a career-high 33 minutes and finished 12 points against Mississippi State (1/15)
- Set career bests three-pointers made (3) and attempted (5) and finished with 14 points against Xavier (12/21)
- Earned first career start and responded with nine points and a career-best nine rebounds in 29 minutes of action at UCLA (12/28)
- Scored eight points and collected a team-high seven rebounds vs. Georgia State (11/19)
- Had six points and connected on a pair of threes in the win over North Florida (12/4)
- Four-star recruit per Rivals.com and ESPN.com and ranked No. 21 in his position and No. 98 nationally by Rivals
- Averaged 17.1 points and 6.0 rebounds per game as a senior at the Christ School, under head coach David Gaines
- Named first team all-state and the CAA Conference Player of the Year in 2013
- Won three-point competition at the Future150 camp



HALE'S 2013-14 GAME-BY-GAME STATS

OPPONENT	DATE	GS	MIN	FG	FBA	PCT	3FG	FGBA	PCT	FT	FTA	PCT	OFF	DEF	TOT	AVG	PF	A	TO	BLK	STL	PTS	AVG
vs. Oklahoma	11/8		12	0	2	.000	0	2	.000	0	0	.000	0	0	0	0.0	2	0	1	0	0	0	0.0
Texas Tech	11/14		6	0	0	.000	0	0	.000	0	0	.000	0	1	0	0.5	1	0	1	0	0	0	0.0
Stillman	11/18		15	2	5	.400	0	1	.000	0	2	.000	1	2	3	1.3	1	1	1	1	1	4	1.3
Georgia State	11/19		26	3	6	.500	0	2	.000	2	2	1.000	1	6	7	2.8	0	1	0	1	0	8	3.0
vs. Duke	11/27		10	0	4	.000	0	1	.000	0	0	.000	1	1	2	2.6	4	1	1	0	1	0	2.4
vs. Drexel	11/29		7	0	1	.000	0	0	.000	0	0	.000	1	0	1	2.3	1	0	1	0	0	0	2.0
North Florida	12/4		5	2	4	.500	2	2	1.000	0	2	.000	0	1	1	2.1	0	0	0	1	0	6	2.6
at USF	12/7		1	1	2	.500	1	2	.500	0	0	.000	1	1	2	2.1	0	0	0	0	0	3	2.6
Charleston Southern	12/14		18	1	4	.250	1	4	.250	0	0	.000	0	3	3	2.2	2	2	1	0	0	3	2.7
Wichita State	12/17					DNP																	
Xavier	12/21		13	5	7	.714	3	5	.600	1	2	.500	0	1	1	2.1	1	2	1	1	0	14	3.8
at UCLA	12/28	*	29	3	7	.429	1	4	.250	2	5	.400	3	6	9	2.7	2	0	3	0	0	9	4.3
Robert Morris	1/4	*	21	3	5	.600	0	0	.000	1	4	.250	1	4	5	2.9	2	1	1	0	1	7	4.5
Vanderbilt	1/7	*	26	6	8	.750	1	2	.500	2	2	1.000	0	3	3	2.9	3	1	4	0	1	15	5.3
at Georgia	1/11	*	30	5	9	.556	2	6	.333	2	6	.333	0	5	5	3.1	1	0	1	0	0	14	5.9
Mississippi State	1/15	*	33	5	9	.556	1	3	.333	1	2	.500	1	2	3	3.1	1	1	3	0	1	12	6.3
at Missouri	1/18	*	28	4	9	.444	2	4	.500	2	4	.500	4	1	5	3.2	3	0	2	1	2	12	6.7
Florida	1/23	*	25	3	8	.375	0	2	.000	4	5	.800	2	2	4	3.2	2	0	1	0	1	10	6.9
LSU	1/25	*	27	5	14	.357	3	7	.429	4	5	.800	1	1	2	3.2	2	6	2	0	1	17	7.4

HALE'S CAREER STATS

YEAR	GP	GS	MIN	AVG	FG	FBA	PCT	3FG	3FBA	PCT	FT	FTA	PCT	OFF	DEF	TOT	AVG	PF	FO	AST	TO	BLK	STL	PTS	AVG
2013-14	18	8	332	18.4	48	104	.462	17	47	.362	21	41	.512	17	40	57	3.2	28	0	16	24	5	9	134	7.4
TOTAL	18	8	332	18.4	48	104	.462	17	47	.362	21	41	.512	17	40	57	3.2	28	0	16	24	5	9	134	7.4

HALE'S CAREER SEC STATS

YEAR	GP	GS	MIN	AVG	FG	FBA	PCT	3FG	3FBA	PCT	FT	FTA	PCT	OFF	DEF	TOT	AVG	PF	FO	AST	TO	BLK	STL	PTS	AVG
2013-14	6	6	169	28.2	28	57	.491	9	24	.375	15	24	.625	8	14	22	3.7	12	0	8	13	1	6	80	13.3
TOTAL	6	6	169	28.2	28	57	.491	9	24	.375	15	24	.625	8	14	22	3.7	12	0	8	13	1	6	80	13.3



15

6-8 • 245 • Jr.

Forward

NICK JACOBS

Atlanta, Ga. (South Atlanta)

CAREER HIGHS

Points	23	Drexel (11/29/13)
Field Goals	11	Drexel (11/29/13)
FG Att.	15	2X, last vs. USF (12/7/13)
3-Point FG		
3-Point Att.	1	Oklahoma (11/8/13)
Free Throws	7	LSU (2/9/13)
FT Att.	10	Alabama A&M (11/23/11)
Rebounds	12	Tennessee (3/15/13)
Assists	2	2X, last vs. Xavier (12/21/13)
Steals	3	Texas A&M (1/19/13)
Blocks	5	vs. Wichita St. (11/18/11)
Minutes	42	Drexel (11/29/13)

2013-14 SEASON HIGHS

Points	23	Drexel (11/29/13)
Field Goals	11	Drexel (11/29/13)
FG Att.	15	2X, last vs. USF (12/7/13)
3-Point FG		
3-Point Att.	1	Oklahoma (11/8/13)
Free Throws	3	2X, last vs. UNF (12/4/13)
FT Att.	5	Stillman (11/18/13)
Rebounds	10	Oklahoma (11/8/13)
Assists	2	2X, last vs. Xavier (12/21/13)
Steals	1	4X, last vs. VU (1/7/14)
Blocks	3	Duke (11/27/13)
Minutes	42	Drexel (11/29/13)

MISCELLANEOUS STATS

CATEGORY	2013-14	CAREER
Double-digit scoring	6	25
20+ point games	1	1
Double-digit rebounding	1	5
Double-doubles		2
Led UA in scoring	2	5
Led UA in rebounding	3	13
Led UA in three-pointers		
Led UA in assists		
Led UA in steals		3
Led UA in blocks	3	23
5+ assist games		
3+ three-pointers		
3+ steal games		1
3+ block games	1	7

2013-14 (JUNIOR)

- Fourth on the team with 8.6 points per game
- Scored a career-high 23 points and also had career-best numbers of field goals made (11), field goals attempted (15) and minutes played (42) in the triple over time loss to Drexel (11/29)
- Had 18 points in the loss to Duke (11/27)
- Collected 12 points on 5-of-7 shooting from the floor in 17 minutes vs. Florida (1/23)
- Lost 20 pounds during the offseason, going from a listed 265 at the start of the 2012-13 season to weighing in at 245 pounds this year
- Played in all 36 games a year ago, making four starts, and finished the year averaging 7.6 points and 4.1 rebounds while leading the team in field goal percentage (.539)
- Over his final 23 games of the season, he averaged 9.1 points, 4.7 rebounds and 1.1 blocks a game, while shooting a team-leading 57 percent (89-of-155)
- Totaled 13 double-figure scoring games, 12 of which came over Alabama's final 21 games
- Posted a career-high 18 points, along with nine rebounds, at Mississippi
- Recorded first double-double of season with 16 points and 11 rebounds at Mississippi State



JACOBS 2013-14 GAME-BY-GAME STATS

OPPONENT	DATE	GS	MIN	FG	FBA	PCT	3FG	FBA	PCT	FT	FTA	PCT	OFF	DEF	TOT	AVG	PF	A	TO	BLK	STL	PTS	AVG
vs. Oklahoma	11/8	*	33	3	7	.428	0	1	.000	0	1	.000	2	8	10	10.0	0	0	2	2	0	6	6.0
Texas Tech	11/14	*	26	4	8	.500	0	0	.000	1	3	.333	2	0	2	6.0	1	0	2	0	1	9	7.5
Stillman	11/18		13	5	9	.556	0	0	.000	3	5	.600	4	1	5	5.7	0	0	2	1	0	13	9.3
Georgia State	11/19		8	0	0	.000	0	0	.000	0	0	.000	0	1	1	4.5	3	0	0	0	0	0	7.0
vs. Duke	11/27		26	8	14	.571	0	0	.000	2	4	.500	4	3	7	5.0	2	0	0	3	0	18	9.2
vs. Drexel	11/29		42	11	15	.733	0	0	.000	1	3	.333	1	7	8	5.5	5	0	4	0	1	23	11.5
North Florida	12/4	*	23	5	11	.455	0	0	.000	3	3	1.000	0	5	5	5.4	1	0	3	0	0	13	11.7
at USF	12/7	*	28	4	15	.267	0	0	.000	2	2	1.000	1	4	5	5.4	1	2	0	1	0	10	11.5
Charleston Southern	12/14	*	18	1	5	.200	0	0	.000	5	7	.714	1	1	2	5.0	0	0	0	0	0	7	11.0
Wichita State	12/17	*	30	4	7	.571	0	0	.000	0	0	.000	2	2	4	4.9	3	0	1	2	0	8	10.7
Xavier	12/21	*	25	4	10	.400	0	0	.000	0	0	.000	0	2	2	4.6	4	2	1	1	0	8	10.5
at UCLA	12/28		20	2	4	.500	0	0	.000	2	2	1.000	0	1	1	4.3	0	0	1	0	1	6	10.1
Robert Morris	1/4		18	2	5	.400	0	0	.000	0	0	.000	0	2	2	4.2	0	0	1	0	0	4	9.6
Vanderbilt	1/7		16	4	9	.444	0	0	.000	0	2	.000	0	3	3	4.1	3	0	0	0	1	8	9.5
at Georgia	1/11		11	2	6	.333	0	0	.000	0	0	.000	1	0	1	3.9	2	0	1	1	0	4	9.1
Mississippi State	1/15		16	4	6	.667	0	0	.000	0	0	.000	1	1	2	3.8	1	1	0	0	0	8	9.1
at Missouri	1/18		3	0	1	.000	0	0	.000	0	0	.000	0	0	0	3.5	2	0	0	0	0	0	8.5
Florida	1/23		17	5	7	.714	0	0	.000	2	3	.667	0	1	1	3.4	1	1	0	0	0	12	8.7
LSU	1/25		18	3	4	.750	0	0	.000	0	0	.000	0	4	4	3.4	3	1	3	0	0	6	8.6

JACOBS' CAREER STATS

YEAR	GP	GS	MIN	AVG	FG	FBA	PCT	3FG	3FBA	PCT	FT	FTA	PCT	OFF	DEF	TOT	AVG	PF	FO	AST	TO	BLK	STL	PTS	AVG
2011-12	32	15	615	19.2	84	163	.515	0	0	.000	28	48	.583	46	70	116	3.6	65	1	4	34	25	9	196	6.1
2012-13	36	4	757	21.0	118	219	.539	0	0	.000	38	63	.603	55	91	146	4.1	69	1	2	38	39	22	274	7.6
2013-14	19	7	391	20.6	71	143	.497	0	1	.000	21	35	.600	19	46	65	3.4	32	1	7	21	11	4	163	8.6
TOTAL	87	26	1763	20.3	273	525	.520	0	1	.000	87	146	.596	120	207	327	3.8	166	3	13	93	75	35	633	7.3

JACOBS' CAREER SEC STATS

YEAR	GP	GS	MIN	AVG	FG	FBA	PCT	3FG	3FBA	PCT	FT	FTA	PCT	OFF	DEF	TOT	AVG	PF	FO	AST	TO	BLK	STL	PTS	AVG
2011-12	15	8	284	18.9	41	79	.519	0	0	.000	17	27	.630	25	32	57	3.8	32	0	1	20	7	5	99	6.6
2012-13	18	2	421	23.4	70	127	.551	0	0	.000	27	46	.587	33	43	76	4.2	29	0	1	22	19	14	167	9.3
2013-14	6	0	81	13.5	18	33	.545	0	0	.000	2	5	.400	2	9	11	1.8	12	0	3	4	1	1	38	6.3
TOTAL	39	10	786	20.2	129	239	.540	0	0	.000	46	78	.590	60	84	144	3.7	73	0	5	46	27	20	304	7.8



6-4 • 195 • Jr.

Guard

ALGIE KEY

Decatur, Ga. (Lakeside)

CAREER HIGHS

Points	20	Oklahoma (11/8/13)
Field Goals	7	Oklahoma (11/8/13)
FG Att.	8	2X, last vs. UNF (12/4/13)
3-Point FG	1	North Florida (12/4/13)
3-Point Att.	4	North Florida (12/4/13)
Free Throws	6	2X, last vs. Duke (11/27/13)
FT Att.	8	Duke (11/27/13)
Rebounds	7	Florida (1/23/14)
Assists	5	Stillman (11/18/13)
Steals	3	Charleston So. (12/14/13)
Blocks	1	4X, last vs. Xavier (12/21/13)
Minutes	32	Charleston So. (12/14/13)

2013-14 SEASON HIGHS

Points	20	Oklahoma (11/8/13)
Field Goals	7	Oklahoma (11/8/13)
FG Att.	8	2X, last vs. UNF (12/4/13)
3-Point FG	1	North Florida (12/4/13)
3-Point Att.	4	North Florida (12/4/13)
Free Throws	6	2X, last vs. Duke (11/27/13)
FT Att.	8	Duke (11/27/13)
Rebounds	7	Florida (1/23/14)
Assists	5	Stillman (11/18/13)
Steals	3	Charleston So. (12/14/13)
Blocks	1	4X, last vs. Xavier (12/21/13)
Minutes	32	Charleston So. (12/14/13)

MISCELLANEOUS STATS

CATEGORY	2013-14	CAREER
Double-digit scoring	4	4
20+ point games	1	1
Double-digit rebounding		
Double-doubles		
Led UA in scoring	1	1
Led UA in rebounding	1	1
Led UA in three-pointers		
Led UA in assists	1	1
Led UA in steals	1	1
Led UA in blocks		
5+ assist games	1	1
3+ three-pointers		
3+ steal games	1	1
3+ block games		

2013-14 (JUNIOR)

- Has the best assist-to-turnover ratio on the team at more than 2-to-1 (29 assists, 13 turnovers)
- Averaging 3.5 assists and 5.0 rebounds a contest over his last two games
- Has scored double figures in four games and is averaging 4.6 points per game
- Scored 20 points on 7-of-8 shooting against Oklahoma in UA debut (11/8)
- It was the most points in a game by a UA player in their debut since Alvin Lee scored 21 points vs. New Mexico State on (11/27/87)
- Scored 12 points on 5-of-7 shooting against Stillman
- Had a career-best seven rebounds and tied a career best with 32 minutes of action in his first-ever SEC start vs. Florida (1/23)
- Named a two-time All-American at Barton Community College, under head coach Craig Fletchall
- Averaged 17.6 points and 6.2 rebounds a game in 2012-13, after averaging 18.7 points and 6.5 rebounds a game as a freshman (2011-12)
- Finished fourth among the school's all-time scoring (1,214 points) and assist (315) leaders
- Twice named first team all-conference and all-region
- Named the Jayhawk West Division freshman of the year in 2012
- Led his team in scoring, assists and steals both seasons
- Recorded one triple-double, 13 double-doubles and 27 games scoring 20-plus points, including six games reaching the 30-point mark

**KEY'S 2013-14 GAME-BY-GAME STATS**

OPPONENT	DATE	GS	MIN	FG	FBA	PCT	3FG	FBA	PCT	FT	FTA	PCT	OFF	DEF	TOT	AVG	PF	A	TO	BLK	STL	PTS	AVG
vs. Oklahoma	11/8	*	31	7	8	.875	0	1	.000	6	7	.857	1	3	4	4.0	4	1	0	0	1	20	20.0
Texas Tech	11/14		11	1	1	1.000	0	0	.000	0	0	.000	0	3	3	3.5	1	1	1	0	0	2	11.0
Stillman	11/18		25	5	7	.714	0	0	.000	2	2	1.000	1	1	2	3.0	1	5	1	0	1	12	11.3
Georgia State	11/19		17	2	3	.667	0	0	.000	3	4	.750	2	0	2	2.8	0	1	0	0	1	7	10.3
vs. Duke	11/27		21	5	7	.714	0	0	.000	1	1	1.000	0	3	3	2.8	3	1	3	1	1	11	10.4
vs. Drexel	11/29		27	2	5	.400	0	0	.000	6	8	.750	2	1	3	2.8	4	2	0	0	0	10	10.3
North Florida	12/4	*	26	2	8	.250	1	4	.250	1	2	.500	1	3	4	3.0	2	4	0	0	2	6	9.7
at USF	12/7		13	0	3	.000	0	0	.000	0	0	.000	0	0	0	2.6	1	2	0	0	2	0	8.5
Charleston Southern	12/14	*	32	1	5	.200	0	1	.000	2	5	.400	2	2	4	2.8	2	1	2	1	3	4	8.0
Wichita State	12/17		14	2	3	.667	0	0	.000	2	3	.667	0	2	2	2.7	3	0	1	1	0	6	7.8
Xavier	12/21		11	0	1	.000	0	0	.000	2	2	1.000	1	2	3	2.7	2	0	0	1	0	2	7.3
at UCLA	12/28		11	0	1	.000	0	0	.000	2	4	.500	0	1	1	2.6	3	1	0	0	0	2	6.8
Robert Morris	1/4		4	0	0	.000	0	0	.000	0	0	.000	0	0	0	2.4	0	0	0	0	0	0	6.3
Vanderbilt	1/7		8	0	0	.000	0	0	.000	1	2	.500	0	1	1	2.3	2	1	0	0	0	1	5.9
at Georgia	1/11		11	0	4	.000	0	0	.000	2	2	1.000	0	3	3	2.3	3	0	1	0	0	2	5.7
Mississippi State	1/15		8	0	1	.000	0	1	.000	0	0	.000	0	1	1	2.3	0	1	0	0	0	0	5.3
at Missouri	1/18		5	0	1	.000	0	0	.000	0	0	.000	1	0	1	2.2	1	1	0	0	0	0	5.0
Florida	1/23	*	32	1	7	.143	0	0	.000	0	1	.000	3	4	7	2.4	3	3	0	0	1	2	4.8
LSU	1/25	*	23	0	1	.000	0	0	.000	1	2	.500	0	3	3	2.5	1	4	2	0	2	1	4.6

KEY'S CAREER STATS

YEAR	GP	GS	MIN	AVG	FG	FBA	PCT	3FG	3FBA	PCT	FT	FTA	PCT	OFF	DEF	TOT	AVG	PF	FO	AST	TO	BLK	STL	PTS	AVG
2013-14	19	5	330	17.4	28	66	.424	1	7	.143	31	45	.689	14	33	47	2.5	36	0	29	13	4	14	88	4.6
TOTAL	19	5	330	17.4	28	66	.424	1	7	.143	31	45	.689	14	33	47	2.5	36	0	29	13	4	14	88	4.6

KEY'S CAREER SEC STATS

YEAR	GP	GS	MIN	AVG	FG	FBA	PCT	3FG	3FBA	PCT	FT	FTA	PCT	OFF	DEF	TOT	AVG	PF	FO	AST	TO	BLK	STL	PTS	AVG
2013-14	6	2	87	14.5	1	14	.071	0	1	.000	4	7	.571	4	12	16	2.7	10	0	10	3	0	3	6	1.0
TOTAL	6	2	87	14.5	1	14	.071	0	1	.000	4	7	.571	4	12	16	2.7	10	0	10	3	0	3	6	1.0



32

6-1 • 205 • Jr.

Guard

RETIN OBASOHAN

Antwerp, Belgium (Leuven)

CAREER HIGHS

Points	22	Charleston Southern (12/14/13)
Field Goals	6	4X, last vs. Vanderbilt (1/7/14)
FG Att.	12	Vanderbilt (1/7/14)
3-Point FG	2	4X, last vs. Vanderbilt (1/7/14)
3-Point Att.	5	Wichita State (12/17/13)
Free Throws	13	Charleston Southern (12/14/13)
FT Att.	15	Drexel (11/29/13)
Rebounds	9	Charleston Southern (12/14/13)
Assists	5	at Mississippi (3/5/13)
Steals	6	Charleston Southern (12/14/13)
Blocks	4	Mississippi State (1/15/14)
Minutes	45	Drexel (11/29/13)

2013-14 SEASON HIGHS

Points	22	Charleston Southern (12/14/13)
Field Goals	6	4X, last vs. Vanderbilt (1/7/14)
FG Att.	12	Vanderbilt (1/7/14)
3-Point FG	2	2X, last vs. Vanderbilt (1/7/14)
3-Point Att.	5	Wichita State (12/17/13)
Free Throws	13	Charleston Southern (12/14/13)
FT Att.	15	Drexel (11/29/13)
Rebounds	9	Charleston Southern (12/14/13)
Assists	5	Drexel (11/29/13)
Steals	6	Charleston Southern (12/14/13)
Blocks	4	Mississippi State (1/15/14)
Minutes	45	Drexel (11/29/13)

MISCELLANEOUS STATS

CATEGORY	2013-14	CAREER
Double-digit scoring	11	12
20+ point games	2	2
Double-digit rebounding		
Double-doubles		
Led UA in scoring	2	2
Led UA in rebounding	4	4
Led UA in three-pointers	2	5
Led UA in assists	3	4
Led UA in steals	8	13
Led UA in blocks	7	9
5+ assist games	1	2
3+ three-pointers		
3+ steal games	9	11
3+ block games	4	4

2013-14 (REDSHIRT SOPHOMORE)

- Did not play in team's last two games (vs. Florida and LSU) due to a left hip flexor strain
- Team's second-leading scorer (12.2 ppg) and leads UA in blocks (1.4) per game and free throws made (81) and attempted (111)
- Leads the SEC and ranks 18th in the nation with 2.4 steals per game (as of 1/27)
- Set or matched a career-high scoring output in seven of the team's first nine games this season
- Has recorded at least three steals in all but eight games on the year
- Set career highs with 22 points, nine rebounds and six steals (tied for sixth-most in a game in school history) in the win over Charleston Southern (12/14)
- Also had career-best of 13 free throws made (13-of-14) against CSU, which were the most free throws made in a game by an Alabama player since Kennedy Winston made 13 on Feb. 21, 2004
- Scored 20 points on 6-of-9 (.667) shooting against USF (12/7)
- Had 18 points, including hitting 12-of-15 free throws, and played a career-best 45 minutes in the triple overtime loss to Drexel (11/29)
- Also went for 18 points to go along with four blocks and three steals vs. Georgia State (11/19)
- Has reached double figures in seven contests
- Played in 31 games, making one start last season
- Finished season with an average of 3.9 points and 1.4 rebounds in 13.0 minutes per game
- Over Alabama's final 12 games, averaged 6.8 points, 2.0 rebounds and 1.1 steals per game
- Earned first start vs. Lamar and responded with 13 points, three steals and two assists
- Had 10 points and a season-high four rebounds in 21 minutes of action vs. Auburn
- A two-time member of the SEC Academic Honor Roll



OBASOHAN'S 2013-14 GAME-BY-GAME STATS

OPPONENT	DATE	GS	MIN	FG	FBA	PCT	3FG	3FBA	PCT	FT	FTA	PCT	OFF	DEF	TOT	AVG	PF	A	TO	BLK	STL	PTS	AVG
vs. Oklahoma	11/8	*	27	6	10	.600	0	1	.000	2	3	.667	1	2	3	3.0	5	1	2	0	1	14	14.0
Texas Tech	11/14	*	37	5	11	.454	0	2	.000	5	5	1.000	1	3	4	3.5	1	4	3	1	5	15	14.5
Stillman	11/18	*	25	3	6	.500	1	2	.500	8	10	.800	0	3	3	3.3	1	3	3	0	1	15	14.7
Georgia State	11/19	*	32	6	11	.545	0	3	.000	6	9	.667	0	4	4	3.5	4	2	4	3	4	18	15.5
vs. Duke	11/27	*	33	1	7	.143	0	2	.000	6	10	.600	0	1	1	3.0	4	2	2	2	3	8	14.0
vs. Drexel	11/29	*	45	3	11	.273	0	3	.000	12	15	.800	0	3	3	3.0	4	5	2	3	3	18	14.7
North Florida	12/4		23	2	6	.333	1	2	.500	2	5	.400	2	4	6	3.4	3	4	2	3	2	7	13.6
at USF	12/7	*	36	6	9	.667	1	1	1.000	7	8	.875	0	1	1	3.1	3	0	3	1	3	20	14.4
Charleston Southern	12/14	*	34	4	10	.400	1	4	.250	13	14	.929	1	8	9	3.8	2	1	2	2	6	22	15.2
Wichita State	12/17	*	30	2	10	.200	1	5	.200	3	4	.750	1	2	3	3.7	4	2	2	0	1	8	14.5
Xavier	12/21	*	35	2	5	.400	1	3	.333	3	4	.750	0	2	2	3.5	2	2	3	2	2	8	13.9
at UCLA	12/28	*	24	1	6	.167	0	1	.000	0	0	.000	0	1	1	3.3	3	1	2	0	3	2	12.9
Robert Morris	1/4		33	5	10	.500	2	3	.667	0	2	.000	1	6	7	3.6	3	2	0	0	3	12	12.8
Vanderbilt	1/7	*	34	6	12	.500	2	3	.667	1	2	.500	3	1	4	3.6	3	0	0	0	1	15	13.0
at Georgia	1/11	*	28	0	3	.000	0	0	.000	4	6	.667	0	1	1	3.5	5	0	2	0	0	4	12.4
Mississippi State	1/15	*	32	4	10	.400	0	3	.000	3	7	.429	1	3	4	3.5	1	2	3	4	3	11	12.3
at Missouri	1/18	*	38	2	7	.286	1	2	.500	6	7	.857	0	1	1	3.4	4	1	5	2	0	11	12.2
Florida	1/23																						
LSU	1/25																						

OBASOHAN'S CAREER STATS

YEAR	GP	GS	MIN	AVG	FG	FBA	PCT	3FG	3FBA	PCT	FT	FTA	PCT	OFF	DEF	TOT	AVG	PF	FO	AST	TO	BLK	STL	PTS	AVG
2012-13	31	1	404	13.0	37	99	.374	10	35	.286	37	48	.771	8	34	42	1.4	43	1	23	33	8	27	121	3.9
2013-14	17	15	554	32.6	58	144	.403	11	40	.275	81	111	.730	10	47	57	3.4	52	2	32	40	23	41	208	12.2
TOTAL	48	16	958	20.0	95	243	.391	21	75	.280	118	159	.742	18	81	99	2.1	95	3	55	73	31	68	329	6.9

OBASOHAN'S CAREER SEC STATS

YEAR	GP	GS	MIN	AVG	FG	FBA	PCT	3FG	3FBA	PCT	FT	FTA	PCT	OFF	DEF	TOT	AVG	PF	FO	AST	TO	BLK	STL	PTS	AVG
2012-13	14	0	151	10.8	14	35	.400	4	14	.286	18	22	.818	4	14	18	1.3	17	0	11	13	2	16	50	3.6
2013-14	4	4	132	33.0	12	32	.375	3	8	.375	14	22	.636	4	6	10	2.5	13	1	3	10	6	4	41	10.3
TOTAL	18	4	283	15.7	26	67	.388	7	22	.318	32	44	.727	8	20	28	1.6	30	1	14	23	8	20	91	5.1



6-5 • 205 • Jr.

Guard

LEVI RANDOLPH

Madison, Ala. (Bob Jones)

CAREER HIGHS

Points	20	North Florida (12/4/13)
Field Goals	7	3X, last vs. UNF (12/4/13)
FG Att.	14	at UCLA (12/28/13)
3-Point FG	3	4X, last vs. UNF (12/4/13)
3-Point Att.	6	4X, last at Missouri (1/18/14)
Free Throws	6	4X, last vs. LSU (1/25/14)
FT Att.	9	LSU (1/25/14)
Rebounds	10	Drexel (11/29/13)
Assists	5	Oklahoma State (12/21/11)
Steals	4	3X, last vs. S. Carolina (2/16/13)
Blocks	2	2X, last vs. Kentucky (1/22/13)
Minutes	37	vs. Purdue (11/20/11)

2013-14 SEASON HIGHS

Points	20	North Florida (12/4/13)
Field Goals	7	2X, last vs. UNF (12/4/13)
FG Att.	14	at UCLA (12/28/13)
3-Point FG	3	North Florida (12/4/13)
3-Point Att.	6	3X, last at Missouri (1/18/14)
Free Throws	6	2X, last vs. LSU (1/25/14)
FT Att.	9	LSU (1/25/14)
Rebounds	10	Drexel (11/29/13)
Assists	4	Vanderbilt (1/7/14)
Steals	2	4X, last vs. LSU (1/25/14)
Blocks	1	2X, last vs. VU (1/7/14)
Minutes	36	at Georgia (1/11/14)

MISCELLANEOUS STATS

CATEGORY	2013-14	CAREER
Double-digit scoring	11	29
20+ point games	1	1
Double-digit rebounding	1	1
Double-doubles		
Led UA in scoring	2	9
Led UA in rebounding	4	13
Led UA in three-pointers	5	17
Led UA in assists	2	14
Led UA in steals	2	14
Led UA in blocks	1	2
5+ assist games		1
3+ three-pointers	1	3
3+ steal games		7
3+ block games		1

2013-14 (JUNIOR)

- Has played in a team-leading 88 consecutive games, having played in every game since arriving on campus, making 82 career starts
- Second on team in offensive rebounds (29) and rebounds per game (4.2 rpg) and ranks third in scoring (9.6)
- Has 11 double-figure scoring games on the year
- Collected a career-high 20 points on 7-of-11 shooting from the floor vs. North Florida (12/4)
- Scored 17 points on 7-of-10 shooting in a win over Stillman (11/18)
- Pulled down a career-best 10 rebounds, including eight offensive boards, in the triple overtime loss vs. Drexel (11/29)
- Despite coming off a knee injury during preseason practice, he came off the bench to play 31 minutes and accounted for eight points and four rebounds in season
- Selected to the CoSIDA/Capitol One Academic First Team All-District team last season
- A two-time member of the SEC Academic Honor Roll
- Also named to the SEC Community Service Team a year ago
- One of two returning players who played in all 36 games during 2012-13
- His 35 starts in 2012-13 are most among 2013-14 returners
- Ranked second on team in rebounding (4.2), third in minutes played (30.2), assists (59), steals (39) and three-point field goal percentage (.341), and fourth in points per game (9.1)
- Ranked fourth in team with 13 double-figure scoring games
- Team was 16-4 when he scored at least seven points in a game
- In five postseason games, shot 56 percent from the floor and 67 percent from three-point range, while averaging 12.8 ppg



RANDOLPH'S 2013-14 GAME-BY-GAME STATS

OPPONENT	DATE	GS	MIN	FG	FGA	PCT	3FG	3FGA	PCT	FT	FTA	PCT	OFF	DEF	TOT	AVG	PF	A	TO	BLK	STL	PTS	AVG
vs. Oklahoma	11/8		31	4	10	.400	0	0	.000	0	0	.000	3	1	4	4.0	2	0	5	0	2	8	8.0
Texas Tech	11/14		27	2	5	.400	1	1	1.000	5	5	1.000	1	1	2	3.0	0	3	1	0	1	10	9.0
Stillman	11/18	*	27	7	10	.700	2	3	.667	1	1	1.000	0	4	4	3.3	1	2	1	0	0	17	11.7
Georgia State	11/19	*	27	3	7	.429	1	3	.333	3	4	.750	2	4	6	4.0	3	1	2	0	0	10	11.3
vs. Duke	11/27	*	34	3	9	.333	1	3	.333	0	1	.000	2	4	6	4.8	3	3	2	0	1	7	10.4
vs. Drexel	11/29	*	35	2	8	.250	0	1	.000	2	4	.500	8	2	10	5.3	5	1	2	0	1	6	9.7
North Florida	12/4	*	29	7	11	.636	3	6	.500	3	4	.750	2	3	5	5.3	2	2	1	0	1	20	11.1
at USF	12/7	*	32	4	9	.444	1	3	.333	3	4	.750	3	2	5	5.3	3	2	0	0	0	12	11.3
Charleston Southern	12/14	*	34	0	4	.000	0	4	.000	1	2	.500	1	1	2	4.9	4	1	1	1	0	1	10.1
Wichita State	12/17	*	30	3	6	.500	1	3	.333	0	0	.000	1	2	3	4.7	1	1	2	0	0	7	9.8
Xavier	12/21	*	34	3	5	.600	1	3	.333	6	8	.750	0	4	4	4.6	2	1	0	0	1	13	10.1
at UCLA	12/28	*	34	5	14	.357	2	6	.333	0	0	.000	0	3	3	4.5	2	3	3	0	0	12	10.3
Robert Morris	1/4	*	31	2	5	.400	1	4	.250	1	2	.500	2	2	4	4.5	2	1	5	0	0	6	9.9
Vanderbilt	1/7	*	33	5	9	.555	1	2	.500	0	1	.000	0	4	4	4.4	0	4	1	1	2	11	10.0
at Georgia	1/11	*	36	1	5	.200	0	2	.000	0	0	.000	1	3	4	4.4	4	1	1	0	2	2	9.5
Mississippi State	1/15	*	28	2	6	.333	0	2	.000	2	3	.667	0	4	4	4.4	1	2	1	0	0	6	9.3
at Missouri	1/18	*	34	3	11	.272	1	6	.167	3	6	.500	1	3	4	4.4	2	1	3	0	0	10	9.3
Florida	1/23		24	3	5	.600	0	1	.000	5	6	.833	2	2	4	4.3	4	1	1	0	1	11	9.4
LSU	1/25		27	4	8	.500	0	3	.000	6	9	.667	0	1	1	4.2	2	1	0	0	2	14	9.6

RANDOLPH'S CAREER STATS

Year	GP	GS	Min	Avg	FG	FGA	Pct	3FG	3FGA	Pct	FT	FTA	Pct	Off	Def	Tot	Avg	PF	FO	Ast	TO	Blk	Stl	Pts	Avg
2011-12	33	32	894	27.1	80	208	.385	19	71	.268	36	61	.590	42	88	130	3.9	57	1	55	32	4	34	215	6.5
2012-13	36	35	1087	30.2	103	239	.431	28	82	.341	58	81	.716	55	96	151	4.2	79	1	59	46	6	39	292	8.1
2013-14	19	15	587	30.9	63	147	.429	16	56	.286	41	60	.683	29	50	79	4.2	43	1	31	32	4	24	183	9.6
TOTAL	88	82	2568	29.2	246	594	.414	63	209	.301	135	202	.668	126	234	360	4.1	179	3	145	110	12	87	690	7.8

RANDOLPH'S CAREER SEC STATS

Year	GP	GS	Min	Avg	FG	FGA	Pct	3FG	3FGA	Pct	FT	FTA	Pct	Off	Def	Tot	Avg	PF	FO	Ast	TO	Blk	Stl	Pts	Avg
2011-12	16	15	393	24.6	39	96	.406	11	36	.306	15	25	.600	18	41	59	3.7	25	0	19	17	4	15	104	6.5
2012-13	18	17	520	28.9	41	113	.363	9	40	.225	33	45	.733	34	48	82	4.6	40	1	30	22	4	24	124	6.9
2013-14	6	4	182	30.3	18	44	.409	2	16	.125	16	25	.640	4	17	21	3.5	13	0	10	7	1	7	54	9.0
TOTAL	40	36	1095	27.4	98	253	.387	22	92	.239	64	95	.674	56	106	162	4.1	78	1	59	46	9	46	282	7.1



6-1 • 190 • Sr.

Guard

TREVOR RELEFORD

Kansas City, Mo. (Bishop Miege)

CAREER HIGHS

Points	36	at LSU (2/23/13)
Field Goals	14	at LSU (2/23/13)
FG Att.	19	vs. Drexel (11/29/13)
3-Point FG	6	at UCLA (12/28/13)
3-Point Att.	9	2X, last at UCLA (12/28/13)
Free Throws	11	3X, last at Texas Tech (12/19/12)
FT Att.	14	at Texas Tech (12/19/12)
Rebounds	8	2X, last vs. Drexel (11/27/13)
Assists	8	Mississippi State (2/2/11)
Steals	6	2X, last vs. Robert Morris (1/4/14)
Blocks	1	8X, last vs. USF (12/7/13)
Minutes	54	Drexel (11/29/13)

2013-14 SEASON HIGHS

Points	34	at UCLA (12/28/13)
Field Goals	11	2X, last at UCLA (12/28/13)
FG Att.	19	vs. Drexel (11/29/13)
3-Point FG	6	2X, last vs. Miss. State (1/15/14)
3-Point Att.	9	3X, last vs. Miss. State (1/15/14)
Free Throws	8	2X, last vs. LSU (1/25/14)
FT Att.	8	2X, last vs. LSU (1/25/14)
Rebounds	8	Drexel (11/29/13)
Assists	6	2X, last vs. VU (1/7/14)
Steals	6	Robert Morris (1/4/14)
Blocks	1	3X, last vs. USF (12/7/13)
Minutes	54	Drexel (11/29/13)

MISCELLANEOUS STATS

CATEGORY	2013-14	CAREER
Double-digit scoring	18	88
20+ point games	6	16
Double-digit rebounding		
Double-doubles		
Led UA in scoring	11	39
Led UA in rebounding	2	4
Led UA in three-pointers	11	34
Led UA in assists	10	55
Led UA in steals	10	56
Led UA in blocks		
5+ assist games	3	19
3+ three-pointers	6	14
3+ steal games	8	32
3+ block games		

2013-14 (SENIOR)

- Named to 2014 Bob Cousy Award Watch List
- Leads team in scoring (18.2 ppg) and tops the team in three-pointers made (42) and attempted (106), three-point percentage (39.6 percent), while also connecting on 50 percent from the field (110-of-219)
- Leads team with 20 consecutive double-figure scoring games dating back to last season
- The school record holder in total steals (currently with 236) became the first player at Alabama to record at least 1,000 points, 300 assists and 200 steals for a career
- Now 13th on the school's all-time leading scoring list with 1,627 points
- Has six 20-point games on the year this year
- Has 44 assists and just 22 turnovers over his last 13 contests after beginning the year with 10 assists and 24 turnovers
- Ranks second in the SEC and 14th in the nation in free throw shooting percentage (.904)
- Second in the SEC and ranks 21st in the nation in steals per game (2.3)
- Connected on 11-of-15 field goals and 6-of-9 from deep for a season-high 34 points at UCLA (12/28) to go along with a season-high five steals
- Scored 29 points against Texas Tech (11/14)
- Had 22 points vs. then-No. 11/9 Wichita State (12/17)
- Selected as a first team All-SEC Preseason honoree, marking the third straight season he has earned the recognition
- SEC active leader in points (1,606), assists (347) and steals (234)
- Ended the 2012-13 campaign as a member of the first team All-SEC according to both the Associated Press and the league coaches, as well as earning spot on the SEC All-Defensive Team
- Also named to the Lefty Driesell Defensive All-American Team and USBWA First Team All-District IV
- Selected as the SEC Player of the Week for Nov. 19
- Tabbed the 2012 2K Sports Classic Most Outstanding Player
- Delivered a career-high 36 points on 14-of-18 shooting and 4-of-4 from 3-point range, in triple-overtime loss at LSU



RELEFORD'S 2013-14 GAME-BY-GAME STATS

OPPONENT	DATE	GS	MIN	FG	FGA	PCT	3FG	FGA	PCT	FT	FTA	PCT	OFF	DEF	TOT	AVG	PF	A	TO	BLK	STL	PTS	AVG
vs. Oklahoma	11/8	*	22	4	9	.444	2	5	.400	2	2	1.000	0	1	1	1.0	4	2	3	0	1	12	12.0
Texas Tech	11/14	*	33	11	14	.786	5	7	.714	2	2	1.000	1	4	5	3.0	1	0	4	0	0	29	20.5
Stillman	11/18	*	25	4	6	.667	1	3	.333	3	3	1.000	0	0	0	2.0	3	0	1	1	3	12	17.7
Georgia State	11/19	*	33	6	13	.462	3	7	.429	4	4	1.000	1	5	6	3.0	3	2	6	0	3	19	18.0
vs. Duke	11/27	*	31	2	7	.286	0	3	.000	7	7	1.000	1	1	2	2.8	4	2	4	0	2	11	16.6
vs. Drexel	11/29	*	54	8	19	.421	3	9	.333	2	3	.667	2	6	8	3.7	2	4	6	0	4	21	17.3
North Florida	12/4	*	29	3	9	.333	2	4	.500	2	2	1.000	1	3	4	3.7	2	5	1	1	3	10	16.3
at USF	12/7	*	36	7	15	.467	1	6	.167	2	2	1.000	2	3	5	3.9	5	3	3	1	2	17	16.4
Charleston Southern	12/14																						
Wichita State	12/17	*	38	7	15	.467	3	8	.375	5	6	.833	1	2	3	3.8	3	6	1	0	1	22	17.0
Xavier	12/21	*	29	6	11	.545	2	5	.400	3	5	.600	0	5	5	3.9	4	3	0	0	0	17	17.0
at UCLA	12/28		34	11	15	.733	6	9	.667	6	6	1.000	0	2	2	3.7	3	1	3	0	5	34	18.5
Robert Morris	1/4	*	32	6	10	.600	2	4	.500	4	4	1.000	0	3	3	3.7	3	2	3	0	6	18	18.5
Vanderbilt	1/7	*	38	3	10	.300	2	8	.250	8	8	1.000	0	1	1	3.5	0	6	1	0	3	16	18.3
at Georgia	1/11	*	37	7	15	.467	1	8	.125	2	2	1.000	0	3	3	3.4	5	3	2	0	4	17	18.2
Mississippi State	1/15	*	32	10	13	.769	6	9	.667	2	2	1.000	0	4	4	3.5	2	4	1	0	1	28	18.9
at Missouri	1/18	*	35	4	16	.250	1	6	.167	1	2	.500	0	5	5	3.6	5	2	2	0	0	10	18.3
Florida	1/23	*	40	5	12	.417	1	4	.250	3	5	.600	0	3	3	3.5	2	4	1	0	2	14	18.1
LSU	1/25	*	40	6	10	.600	1	1	1.000	8	8	1.000	1	2	3	3.5	2	4	3	0	2	21	18.2

RELEFORD'S CAREER STATS

Year	GP	GS	Min	Avg	FG	FGA	Pct	3FG	3FGA	Pct	FT	FTA	Pct	Off	Def	Tot	Avg	PF	FO	Ast	TO	Blk	Stl	Pts	Avg
2010-11	37	36	1158	31.3	152	317	.479	19	68	.279	85	113	.752	24	98	122	3.3	89	2	125	96	3	60	408	11.0
2011-12	32	30	1001	31.3	132	274	.482	21	77	.273	98	120	.817	19	78	97	3.0	83	0	88	63	3	64	383	12.0
2012-13	34	30	1130	33.2	167	351	.476	48	118	.407	126	153	.824	21	71	92	2.7	69	2	85	62	2	70	508	14.9
2013-14	18	17	618	34.3	110	219	.502	42	106	.396	66	73	.904	10	53	63	3.5	53	3	53	45	3	42	328	18.2
TOTAL	121	113	3907	32.3	561	1161	.483	130	369	.352	375	459	.817	74	300	374	3.1	294	7	351	266	11	236	1627	13.4

RELEFORD'S CAREER SEC STATS

Year	GP	GS	Min	Avg	FG	FGA	Pct	3FG	3FGA	Pct	FT	FTA	Pct	Off	Def	Tot	Avg	PF	FO	Ast	TO	Blk	Stl	Pts	Avg
2010-11	16	16	529	33.1	66	136	.485	8	25	.320	44	55	.800	12	39	51	3.2	39	1	49	48	1	28	184	11.5
2011-12	15	13	491	32.7	61	142	.430	11	44	.250	42	57	.737	10	40	50	3.3	42	0	34	30	1	38	175	11.7
2012-13	17	16	592	34.8	88	175	.503	27	61	.443	62	77	.805	12	29	41	2.4	36	1	44	35	0	37	265	15.6
2013-14	6	6	222	37.0	35	76	.461	12	36	.333	24	27	.889	1	18	19	3.2	16	2	23	10	0	12	106	17.7
TOTAL	54	51	1834	34.0	250	529	.473	58	166	.349	172	216	.796	35	126	161	3.0	133	4	150	123	2	115	730	13.5



35

6-6 • 215 • Jr.

Forward

DAKOTA SLAUGHTER

Fishers, Ind. (Fishers)

CAREER HIGHS

Points	10	Lamar (11/27/12)
Field Goals	4	Lamar (11/27/12)
FG Att.	5	2X, last vs. Stillman (11/18/13)
3-Point FG	1	3X, last vs. Miss. State(1/15/14)
3-Point Att.	2	Stillman (11/18/13)
Free Throws	2	at VCU (12/15/12)
FT Att.	2	2X, last at VCU (12/15/12)
Rebounds	3	Stillman (11/18/13)
Assists	2	at VCU (12/15/12)
Steals		
Blocks	1	2X, last at Miss. St. (1/16/13)
Minutes	13	Stillman (11/18/13)

2013-14 SEASON HIGHS

Points	7	Stillman (11/18/13)
Field Goals	3	Stillman (11/18/13)
FG Att.	5	Stillman (11/18/13)
3-Point FG	1	2X, last vs. Miss. State(1/15/14)
3-Point Att.	3	Stillman (11/18/13)
Free Throws		
FT Att.		
Rebounds	3	Stillman (11/18/13)
Assists	1	Stillman (11/18/13)
Steals	1	Stillman (11/18/13)
Blocks		
Minutes	13	Stillman (11/18/13)

MISCELLANEOUS STATS

CATEGORY	2013-14	CAREER
Double-digit scoring		1
20+ point games		
Double-digit rebounding		
Double-doubles		
Led UA in scoring		
Led UA in rebounding		
Led UA in three-pointers		
Led UA in assists		1
Led UA in steals		
Led UA in blocks		
5+ assist games		
3+ three-pointers		
3+ steal games		
3+ block games		

2013-14 (JUNIOR)

- Put on scholarship prior to the start of the 2013-14 season
- Missed five games due to a broken nose suffered in practice
- Scored seven points on 3-of-5 shooting in a career-high 13 minutes against Stillman (11/18)
- Named to SEC Academic Honor Roll last season
- Appeared in 11 games throughout the 2012-13 campaign
- Played 10 minutes vs. Lamar and connected on 4-of-5 shooting to finish with a career-high 10 points
- Had two points and two assists in 11 minutes of action at VCU
- Saw first SEC action of career with two minutes at Mississippi State
- Played first game of career with three minutes vs. West Alabama



SLAUGHTER'S 2013-14 GAME-BY-GAME STATS

OPPONENT	DATE	GS	MIN	FG	FGA	PCT	3FG	3FGA	PCT	FT	FTA	PCT	OFF	DEF	TOT	AVG	PF	A	TO	BLK	STL	PTS	AVG
vs. Oklahoma	11/8																						
Texas Tech	11/14	1		0	0	.000	0	0	.000	0	0	.000	0	0	0	0.0	0	0	0	0	0	0	0.0
Stillman	11/18	13		3	5	.600	1	3	.333	0	0	.000	1	2	3	1.5	1	1	0	0	1	7	3.5
Georgia State	11/19																						
vs. Duke	11/27																						
vs. Drexel	11/29																						
North Florida	12/4																						
at USF	12/7																						
Charleston Southern	12/14																						
Wichita State	12/17																						
Xavier	12/21																						
at UCLA	12/28	1		0	0	.000	0	0	.000	0	0	.000	0	0	0	1.0	0	0	0	0	0	0	2.3
Robert Morris	1/4																						
Vanderbilt	1/7																						
at Georgia	1/11	0+		0	0	.000	0	0	.000	0	0	.000	0	0	0	0.8	0	0	0	0	0	0	1.3
Mississippi State	1/15	1		1	1	1.000	1	1	1.000	0	0	.000	0	0	0	0.6	0	0	0	0	0	3	2.0
at Missouri	1/18	1		0	0	.000	0	0	.000	0	0	.000	0	1	1	0.7	0	0	0	0	0	0	1.7
Florida	1/23	0+		0	0	.000	0	0	.000	0	0	.000	0	0	0	0.6	0	0	0	0	0	0	1.4
LSU	1/25																						

SLAUGHTER'S CAREER STATS

Year	GP	GS	Min	Avg	FG	FGA	Pct	3FG	3FGA	Pct	FT	FTA	Pct	Off	Def	Tot	Avg	PF	FO	Ast	TO	Blk	Stl	Pts	Avg
2012-13	11	0	43	3.9	4	10	.400	1	5	.200	3	4	.750	4	4	8	0.7	6	0	2	3	2	0	12	1.1
2013-14	7	0	17	2.4	4	6	.667	2	4	.500	0	0	.000	1	3	4	0.6	1	0	1	0	0	1	10	1.4
TOTAL	18	0	60	3.3	8	16	.500	3	9	.333	3	4	.750	5	7	12	0.7	7	0	3	3	2	1	22	1.2

SLAUGHTER'S CAREER SEC STATS

Year	GP	GS	Min	Avg	FG	FGA	Pct	3FG	3FGA	Pct	FT	FTA	Pct	Off	Def	Tot	Avg	PF	FO	Ast	TO	Blk	Stl	Pts	Avg
2012-13	2	0	3	1.5	0	0	.000	0	0	.000	0	0	.000	1	1	2	1.0	0	0	0	1	1	0	0	0.0
2013-14	4	0	2	0.5	1	1	1.000	1	1	1.000	0	0	.000	0	1	1	0.3	0	0	0	0	0	0	3	0.8
TOTAL	6	0	5	0.8	1	1	1.000	1	1	1.000	0	0	.000	1	2	3	0.5	0	0	0	1	1	0	3	0.5



10

6-10 • 240 • Fr.

Forward

JIMMIE TAYLOR

Greensboro, N.C. (Greensboro)

CAREER HIGHS

Points	12	North Florida (12/4/13)
Field Goals	4	North Florida (12/4/13)
FG Att.	4	North Florida (12/4/13)
3-Point FG		
3-Point Att.		
Free Throws	4	North Florida (12/4/13)
FT Att.	7	North Florida (12/4/13)
Rebounds	9	North Florida (12/4/13)
Assists	1	3X, last at Missouri (1/18/14)
Steals	1	3X, last vs. Miss. State(1/15/14)
Blocks	4	Texas Tech (11/14/13)
Minutes	30	at Missouri (1/18/14)

2013-14 SEASON HIGHS

Points	12	North Florida (12/4/13)
Field Goals	4	North Florida (12/4/13)
FG Att.	4	North Florida (12/4/13)
3-Point FG		
3-Point Att.		
Free Throws	4	North Florida (12/4/13)
FT Att.	7	North Florida (12/4/13)
Rebounds	9	North Florida (12/4/13)
Assists	1	3X, last at Missouri (1/18/14)
Steals	1	3X, last vs. Miss. State(1/15/14)
Blocks	4	Texas Tech (11/14/13)
Minutes	30	at Missouri (1/18/14)

MISCELLANEOUS STATS

CATEGORY	2013-14	CAREER
Double-digit scoring	1	1
20+ point games		
Double-digit rebounding		
Double-doubles		
Led UA in scoring		
Led UA in rebounding	3	3
Led UA in three-pointers		
Led UA in assists		
Led UA in steals		
Led UA in blocks	6	6
5+ assist games		
3+ three-pointers		
3+ steal games		
3+ block games	1	1

2013-14 (FRESHMAN)

- Has started 11 of the team's 19 games and ranks second on the team in field goal percentage at 53.6 percent (15-of-28) and blocked shots (1.2 bpg)
- Collected season-highs in scoring (12) and rebounding (9) in the win over North Florida (12/4)
- Played for a season-high 30 minutes while collecting eight rebounds in the loss at Missouri (1/18)
- Earned his first career start against Texas Tech and led the team with four blocks while also grabbing six rebounds, scoring four points, and collecting one steal (11/14)
- Rated in the ESPN Top 100 as the nation's No. 9 player at his position, No. 17 in the region and No. 69 overall recruit
- AL.com's No. 1-rated prospect in Alabama and listed among the Boys Super 5 and first team all-state following his senior season
- Averaged 13 points, 11.3 rebounds and 3.5 blocks per game as a senior
- Named the Regional MVP by the Alabama High School Athletic Association
- Tabbed the 2013 Tuscaloosa All-Metro Player of the Year
- Participated in the Alabama-Mississippi All-Star game
- Led Greensboro High School to the 2011 Alabama 3A state title
- Named tournament MVP during championship title run
- Selected to Tuscaloosa News Boys Super 5 in 2011
- Named to 2011-2012 USA Developmental National Team



TAYLOR'S 2013-14 GAME-BY-GAME STATS

OPPONENT	DATE	GS	MIN	FG	FBA	PCT	3FG	3FBA	PCT	FT	FTA	PCT	OFF	DEF	TOT	AVG	PF	A	TO	BLK	STL	PTS	AVG
vs. Oklahoma	11/8		3	0	0	.000	0	0	.000	1	2	.500	1	0	1	1.0	1	0	0	0	0	1	1.0
Texas Tech	11/14	*	21	2	3	.667	0	0	.000	0	0	.000	3	3	6	3.5	1	0	1	4	1	4	2.5
Stillman	11/18	*	14	2	3	.667	0	0	.000	0	0	.000	1	2	3	3.3	3	0	1	2	0	4	3.0
Georgia State	11/19	*	12	1	2	.500	0	0	.000	0	0	.000	3	2	5	3.5	0	0	0	0	0	2	2.8
vs. Duke	11/27	*	11	1	1	1.000	0	0	.000	0	0	.000	1	3	4	3.6	2	0	1	0	0	2	2.6
vs. Drexel	11/29	*	25	0	0	.000	0	0	.000	0	2	.000	1	2	3	3.7	0	0	0	2	0	0	2.2
North Florida	12/4	*	24	4	4	1.000	0	0	.000	4	7	.571	4	5	9	4.4	2	0	1	1	0	12	3.6
at USF	12/7	*	15	0	1	.000	0	0	.000	0	0	.000	2	1	3	4.3	3	0	1	0	0	0	3.1
Charleston Southern	12/14	*	17	1	2	.500	0	0	.000	2	4	.500	2	1	3	3.8	1	0	0	1	0	4	3.2
Wichita State	12/17	*	20	0	2	.000	0	0	.000	2	2	1.000	2	3	5	4.2	1	1	0	1	0	2	3.1
Xavier	12/21	*	8	0	1	.000	0	0	.000	0	1	.000	1	0	1	3.9	2	0	0	0	0	0	2.8
at UCLA	12/28		22	1	2	.500	0	0	.000	0	0	.000	0	6	6	4.1	3	0	1	2	1	2	2.8
Robert Morris	1/4	*	6	0	0	.000	0	0	.000	0	0	.000	0	0	0	3.8	0	0	1	1	0	0	2.5
Vanderbilt	1/7		7	0	0	.000	0	0	.000	0	2	.000	1	0	1	3.6	0	0	0	0	0	0	2.4
at Georgia	1/11		10	0	0	.000	0	0	.000	0	0	.000	0	0	0	3.3	3	0	0	2	0	0	2.4
Mississippi State	1/15		9	0	0	.000	0	0	.000	0	0	.000	2	1	3	3.3	5	1	1	0	1	0	2.1
at Missouri	1/18		30	1	1	1.000	0	0	.000	0	1	.000	3	5	8	3.6	3	1	2	2	0	2	2.1
Florida	1/23		15	1	4	.250	0	0	.000	0	0	.000	3	1	4	3.6	1	0	1	2	0	2	2.1
LSU	1/25		13	1	1	1.000	0	0	.000	0	0	.000	1	3	4	3.6	3	0	0	2	0	2	2.1

TAYLOR'S CAREER STATS

YEAR	GP	GS	MIN	AVG	FG	FBA	PCT	3FG	3FBA	PCT	FT	FTA	PCT	OFF	DEF	TOT	AVG	PF	FO	AST	TO	BLK	STL	PTS	AVG
2013-14	19	11	282	14.8	15	28	.536	0	0	.000	9	23	.391	31	38	69	3.6	34	1	3	11	22	3	39	2.1
TOTAL	19	11	282	14.8	15	28	.536	0	0	.000	9	23	.391	31	38	69	3.6	34	1	3	11	22	3	39	2.1

TAYLOR'S CAREER SEC STATS

YEAR	GP	GS	MIN	AVG	FG	FBA	PCT	3FG	3FBA	PCT	FT	FTA	PCT	OFF	DEF	TOT	AVG	PF	FO	AST	TO	BLK	STL	PTS	AVG
2013-14	6	0	84	14.0	3	7	.429	0	0	.000	0	3	.000	10	10	20	3.3	15	1	2	4	8	1	6	1.0
TOTAL	6	0	84	14.0	3	7	.429	0	0	.000	0	3	.000	10	10	20	3.3	15	1	2	4	8	1	6	1.0



33

6-3 • 185 • Sr.

Guard

ISIAH WILSON

Troy, Ala. (Troy)

CAREER HIGHS

Points	2	vs. Villanova (11/16/12)
Field Goals	1	vs. Villanova (11/16/12)
FG Att.	1	vs. Villanova (11/16/12)
3-Point FG	1	vs. Villanova (11/16/12)
3-Point Att.	1	2X, last at Miss. St. (1/16/13)
Free Throws	1	3X, last vs. Stillman (11/18/13)
FT Att.	2	3X, last vs. Stillman (11/18/13)
Rebounds	2	North Florida (12/4/13)
Assists		
Steals	2	West Alabama (11/11/12)
Blocks		
Minutes	4	Stillman (11/18/13)

2013-14 SEASON HIGHS

Points	1	Stillman (11/18/13)
Field Goals		
FG Att.	1	2X, last vs. Miss. State (1/15/14)
3-Point FG		
3-Point Att.		
Free Throws	1	Stillman (11/18/13)
FT Att.	2	Stillman (11/18/13)
Rebounds	2	North Florida (12/4/13)
Assists		
Steals	1	2X, last vs. Miss. State (1/15/14)
Blocks		
Minutes	4	Stillman (11/18/13)

MISCELLANEOUS STATS

CATEGORY	2013-14	CAREER
Double-digit scoring		
20+ point games		
Double-digit rebounding		
Double-doubles		
Led UA in scoring		
Led UA in rebounding		
Led UA in three-pointers		
Led UA in assists		
Led UA in steals		
Led UA in blocks		
5+ assist games		
3+ three-pointers		
3+ steal games		
3+ block games		

2013-14 (SENIOR)

- Scored the Alabama's 100th point on a free throw in the 102-65 win against Stillman (11/18)
- Has played in two games this year and in nine for his career
- A walk-on who joined the team via an open tryout in mid-October, 2012
- Saw first action of with three minutes played vs. West Alabama
- Played in first SEC game at Mississippi State



WILSON'S 2013-14 GAME-BY-GAME STATS

OPPONENT	DATE	GS	MIN	FG	FBA	PCT	3FG	FBA	PCT	FT	FTA	PCT	OFF	DEF	TOT	AVG	PF	A	TO	BLK	STL	PTS	AVG
vs. Oklahoma	11/8			DNP																			
Texas Tech	11/14			DNP																			
Stillman	11/18	4		0	0	.000	0	0	.000	1	2	.500	0	1	1	1.0	0	0	0	0	1	1	1.0
Georgia State	11/19			DNP																			
vs. Duke	11/27			DNP																			
vs. Drexel	11/29			DNP																			
North Florida	12/4	2		0	1	.000	0	0	.000	0	0	.000	0	2	2	1.5	0	0	0	0	0	0	0.5
at USF	12/7			DNP																			
Charleston Southern	12/14			DNP																			
Wichita State	12/17			DNP																			
Xavier	12/21			DNP																			
at UCLA	12/28			DNP																			
Robert Morris	1/4			DNP																			
Vanderbilt	1/7			DNP																			
at Georgia	1/11			DNP																			
Mississippi State	1/15	1		0	1	.000	0	0	.000	0	0	.000	0	1	1	1.3	0	1	0	0	1	0	0.3
at Missouri	1/18			DNP																			
Florida	1/23			DNP																			
LSU	1/25			DNP																			

WILSON'S CAREER STATS

Year	GP	GS	Min	Avg	FG	FBA	Pct	3FG	3FBA	Pct	FT	FTA	Pct	Off	Def	Tot	Avg	PF	FO	Ast	TO	Blk	Stl	Pts	Avg
2012-13	7	0	8	1.1	1	2	.500	0	1	.000	2	5	.400	0	0	0	0.0	1	0	0	0	0	3	4	0.6
2013-14	3	0	7	2.3	0	2	.000	0	0	.000	1	2	.500	0	4	4	1.3	0	0	1	0	0	2	1	0.3
TOTAL	10	0	15	1.5	1	4	.250	0	1	.000	3	7	.429	0	4	4	0.4	1	0	1	0	0	5	5	0.5

WILSON'S CAREER SEC STATS

Year	GP	GS	Min	Avg	FG	FBA	Pct	3FG	3FBA	Pct	FT	FTA	Pct	Off	Def	Tot	Avg	PF	FO	Ast	TO	Blk	Stl	Pts	Avg
2012-13	2	0	2	1.0	0	1	.000	0	1	.000	0	0	.000	0	0	0	0.0	0	0	0	0	0	0	0	0.0
2013-14	1	0	1	1.0	0	1	.000	0	0	.000	0	0	.000	0	1	1	1.0	0	0	1	0	0	1	0	0.0
TOTAL	3	0	3	1.0	0	2	.000	0	1	.000	0	0	.000	0	1	1	0.3	0	0	1	0	0	1	0	0.0

**Official Basketball Box Score -- Game Totals -- Final Statistics**
Alabama vs Oklahoma
11/08/13 4:05 p.m. at Dallas, Texas (American Airlines Center)**Alabama 73 • 0-1**

#	Player	Total		3-Ptr		Rebounds			PF	TP	A	TO	Blk	Stl	Min
		FG-FGA	FG-FGA	FT-FTA	Off	Def	Tot								
00	Key, Algje	* 7-8	0-1	6-7	1	3	4	4	20	1	0	0	1	31	
12	Releford, Trevor	* 4-9	2-5	2-2	0	1	1	4	12	2	3	0	1	22	
15	Jacobs, Nick	* 3-7	0-1	0-1	2	8	10	0	6	0	2	2	0	33	
21	Cooper, Rodney	* 4-12	1-5	1-2	4	6	10	3	10	0	1	0	1	35	
32	Obasohan, Retin	* 6-10	0-1	2-3	1	2	3	5	14	1	2	0	1	27	
04	Engstrom, Carl	1-3	0-0	0-0	0	0	0	1	2	0	0	0	0	6	
10	Taylor, Jimmie	0-0	0-0	1-2	1	0	1	1	1	0	0	0	0	3	
11	Hale, Shannon	0-2	0-2	0-0	0	0	0	2	0	0	1	0	0	12	
20	Randolph, Levi	4-10	0-0	0-0	3	1	4	2	8	0	5	0	2	31	
	Team				3	1	4								
Totals		29-61	3-15	12-17	15	22	37	22	73	4	14	2	6	200	

FG % 1st Half: 17-30 56.7% 2nd half: 12-31 38.7% Game: 29-61 47.5% Deadball Rebounds 1
3FG % 1st Half: 2-7 28.6% 2nd half: 1-8 12.5% Game: 3-15 20.0%
FT % 1st Half: 5-7 71.4% 2nd half: 7-10 70.0% Game: 12-17 70.6%

Oklahoma 82 • 1-0

#	Player	Total		3-Ptr		Rebounds			PF	TP	A	TO	Blk	Stl	Min
		FG-FGA	FG-FGA	FT-FTA	Off	Def	Tot								
00	Spangler, Ryan	* 7-11	0-1	1-2	5	7	12	3	15	0	0	0	2	30	
10	Woodard, Jordan	* 2-11	1-4	5-6	1	1	2	3	10	7	2	0	1	34	
11	Cousins, Isaiah	* 2-6	1-3	2-2	0	1	1	2	7	4	1	0	1	23	
21	Clark, Cameron	* 4-9	2-3	4-6	4	2	6	1	14	2	1	3	0	32	
24	Hield, Buddy	* 7-14	2-5	3-4	4	2	6	2	19	1	3	0	3	31	
01	Booker, Frank	1-2	1-2	0-0	0	1	1	2	3	0	0	0	0	11	
05	Hornbeak, Je'lon	2-7	0-3	4-5	0	3	3	2	8	2	1	0	0	21	
15	Neal, Tyler	2-2	0-0	0-0	3	1	4	1	4	0	0	0	0	9	
31	Bennett, D.J.	1-1	0-0	0-0	0	3	3	2	2	0	1	2	0	9	
	Team				0	0	0								
Totals		28-63	7-21	19-25	17	21	38	18	82	16	9	5	7	200	

FG % 1st Half: 15-36 41.7% 2nd half: 13-27 48.1% Game: 28-63 44.4% Deadball Rebounds 2
3FG % 1st Half: 3-11 27.3% 2nd half: 4-10 40.0% Game: 7-21 33.3%
FT % 1st Half: 7-8 87.5% 2nd half: 12-17 70.6% Game: 19-25 76.0%

Officials: Doug Sirmons, Jeff Malham, Byron Jarrett
Technical fouls: Alabama-None. Oklahoma-None.
Attendance: 10746

Score by periods	1st	2nd	Total
Alabama	41	32	73
Oklahoma	40	42	82

Points	In Paint	Off T/O	2nd Chance	Fast Break	Bench
UA	34	14	15	14	11
OU	34	16	17	4	17

Last FG - UA 2nd-00:15, OU 2nd-00:36.
Largest lead - UA by 16 1st-12:30, OU by 10 2nd-01:06.

Score tied - 7 times.
Lead changed - 12 times.

Official Basketball Box Score -- Game Totals -- Final Statistics
Texas Tech vs Alabama
11/14/13 8 pm at Tuscaloosa, Ala. (Coleman Coliseum)**Texas Tech 64 • 2-1**

#	Player	Total		3-Ptr		Rebounds			PF	TP	A	TO	Blk	Stl	Min
		FG-FGA	FG-FGA	FT-FTA	Off	Def	Tot								
11	Kravic, Dejan	f 4-8	0-0	0-1	1	0	1	0	8	1	2	2	0	21	
30	Crockett, Jaye	f 5-9	1-2	1-2	4	3	7	0	12	3	3	0	4	33	
32	Tolbert, Jordan	f 7-9	0-1	0-0	1	6	7	4	14	0	0	3	1	34	
02	Hannahs, Dusty	g 2-6	1-5	0-0	0	1	1	1	5	1	1	0	0	19	
14	Turner, Robert	g 6-15	0-4	2-3	1	1	2	1	14	2	3	0	2	38	
01	Onwuasor, Randy	0-1	0-1	1-2	1	0	1	3	1	0	1	0	0	8	
12	Tapsoba, Kader	0-0	0-0	0-0	0	0	0	1	0	0	0	0	0	1	
13	Adams, Luke	0-0	0-0	0-0	0	0	0	1	0	0	0	0	0	2	
15	Ross, Aaron	1-2	0-0	0-0	3	1	4	0	2	1	1	0	0	10	
20	Gotcher, Toddrick	2-4	1-3	0-0	1	1	2	1	5	0	2	0	0	14	
23	Williams, Jamal	1-4	1-4	0-0	0	0	0	3	3	2	1	0	1	17	
34	Foster, Alex	0-1	0-0	0-0	0	0	0	0	0	0	0	0	0	3	
	Team				1	0	1								
Totals		28-59	4-20	4-8	13	13	26	15	64	10	16	5	8	200	

FG % 1st Half: 12-27 44.4% 2nd half: 16-32 50.0% Game: 28-59 47.5% Deadball Rebounds 2
3FG % 1st Half: 1-9 11.1% 2nd half: 3-11 27.3% Game: 4-20 20.0%
FT % 1st Half: 3-5 60.0% 2nd half: 1-3 33.3% Game: 4-8 50.0%

Alabama 76 • 1-1

#	Player	Total		3-Ptr		Rebounds			PF	TP	A	TO	Blk	Stl	Min
		FG-FGA	FG-FGA	FT-FTA	Off	Def	Tot								
10	Taylor, Jimmie	f 2-3	0-0	0-0	3	3	6	1	4	0	1	4	1	21	
15	Jacobs, Nick	f 4-8	0-0	1-3	2	0	2	1	9	0	2	0	1	26	
12	Releford, Trevor	g 11-14	5-7	2-2	1	4	5	1	29	0	4	0	0	33	
21	Cooper, Rodney	g 3-9	0-4	1-2	3	4	7	1	7	1	2	0	0	36	
32	Obasohan, Retin	g 5-11	0-2	5-5	1	3	4	1	15	4	3	1	5	37	
00	Key, Algje	1-1	0-0	0-0	0	3	3	1	2	1	1	0	0	11	
04	Engstrom, Carl	0-0	0-0	0-0	0	0	0	2	0	0	1	0	0	2	
11	Hale, Shannon	0-0	0-0	0-0	0	1	1	1	0	0	1	0	0	6	
20	Randolph, Levi	2-5	1-1	5-5	1	1	2	0	10	3	1	0	1	27	
35	Slaughter, Dakota	0-0	0-0	0-0	0	0	0	0	0	0	0	0	0	1	
	Team				1	1	2								
Totals		28-51	6-14	14-17	12	20	32	9	76	9	17	5	8	200	

FG % 1st Half: 15-26 57.7% 2nd half: 13-25 52.0% Game: 28-51 54.9% Deadball Rebounds 1
3FG % 1st Half: 6-9 66.7% 2nd half: 0-5 0.0% Game: 6-14 42.9%
FT % 1st Half: 4-4 100.0 2nd half: 10-13 76.9% Game: 14-17 82.4%

Officials: Pat Adams, Antinio Petty, Don Daily
Technical fouls: Texas Tech-None. Alabama-None.
Attendance: 10746

Score by periods	1st	2nd	Total
Texas Tech	28	36	64
Alabama	40	36	76

Points	In Paint	Off T/O	2nd Chance	Fast Break	Bench
TT	40	20	13	8	11
UA	42	19	11	12	12

Last FG - TT 2nd-00:23, UA 2nd-02:18.
Largest lead - TT by 2 1st-19:21, UA by 18 2nd-04:22.

Score tied - 3 times.
Lead changed - 5 times.

Official Basketball Box Score -- Game Totals -- Final Statistics
Stillman vs Alabama
11/18/13 7 pm at Tuscaloosa, Ala. (Coleman Coliseum)**Stillman 65 • 1-3**

#	Player	Total		3-Ptr		Rebounds			PF	TP	A	TO	Blk	Stl	Min
		FG-FGA	FG-FGA	FT-FTA	Off	Def	Tot								
22	Magee, Stanley	f 5-8	2-5	0-1	4	2	6	3	12	3	3	1	0	36	
34	Madison, Markeith	f 3-8	1-5	0-0	2	2	4	4	7	1	5	1	0	25	
04	Anderson, Douglas	c 2-4	0-0	1-4	4	5	9	5	5	0	3	1	0	22	
01	Bryant, Daniel	g 6-18	5-10	0-0	0	2	2	3	17	2	2	0	0	32	
10	Wherry, Jeffrey	g 1-9	1-5	0-0	2	1	3	2	3	0	2	0	0	23	
02	Ingram, Harold	1-5	0-0	1-2	1	0	1	1	3	0	2	0	0	15	
12	Harris, Justin	3-9	2-7	2-2	2	1	3	2	10	3	2	0	2	26	
20	Langham, Robert	2-5	1-3	0-0	0	4	4	1	5	1	3	0	1	16	
30	Chandler, Lawrence	1-1	1-1	0-0	0	0	0	0	3	0	0	0	0	4	
33	Johnson, Maliak	0-0	0-0	0-0	0	0	0	0	0	0	0	0	0	1	
42	Mcgowan, Jourdan	0-0	0-0	0-0	0	0	0	1	0	0	0	0	0	0	
	Team				1	0	1								
Totals		24-67	13-41	4-9	16	17	33	22	65	10	22	3	3	200	

FG % 1st Half: 14-35 40.0% 2nd half: 10-32 31.3% Game: 24-67 35.8% Deadball Rebounds 2
3FG % 1st Half: 5-17 29.4% 2nd half: 8-24 33.3% Game: 13-41 31.7%
FT % 1st Half: 3-7 42.9% 2nd half: 1-2 50.0% Game: 4-9 44.4%

Alabama 102 • 2-1

#	Player		Total		3-Ptr		Rebounds			PF	TP	A	TO	Blk	Stl	Min
			FG-FGA	FG-FGA	FT-FTA	Off	Def	Tot								
10	Taylor, Jimmie	f	2-3	0-0	0-0	1	2	3	3	4	0	1	2	0	14	
12	Releford, Trevor	g	4-6	1-3	3-3	0	0	0	3	12	0	1	1	3	25	
20	Randolph, Levi	g	7-10	2-3	1-1	0	4	4	1	17	2	1	0	0	27	
21	Cooper, Rodney	g	1-6	0-1	4-4	2	5	7	2	6	3	2	0	1	24	
32	Obasohan, Retin	g	3-6	1-2	8-10	0	3	3	1	15	3	3	0	1	25	
00	Key, Algje		5-7	0-0	2-2	1	1	2	1	12	5	1	0	1	25	
04	Engstrom, Carl		5-6	0-0	1-2	3	5	8	0	11	2	1	1	0	15	
11	Hale, Shannon		2-5	0-1	0-2	1	2	3	1	4	1	1	1	1	15	
15	Jacobs, Nick		5-9	0-0	3-5	4	1	5	0	13	0	2	1	0	13	
33	Wilson, Isiah		0-0	0-0	1-2	0	1	1	0	1	0	0	0	1	4	
35	Slaughter, Dakota		3-5	1-3	0-0	1	2	3	1	7	1	0	0	1	13	
	Team					0	4	4								
	Totals		37-63	5-13	23-31	13	30	43	13	102	17	13	6	9	200	

Official Basketball Box Score -- Game Totals -- Final Statistics
Alabama vs DUKE
11/27/13 9:30pm at Madison Square Garden, New York, NY
Alabama 64

#	Player	Total		3-Ptr		Rebounds			PF	TP	A	TO	Blk	Stl	Min
		FG-FGA	FG-FGA	FT-FTA	FT-FTA	Off	Def	Tot							
21	Cooper, Rodney	f	3-8	1-3	0-0	0	6	6	4	7	3	3	0	0	29
32	Obasohan, Retin	f	1-7	0-2	6-10	0	1	1	4	8	2	2	2	3	33
10	Taylor, Jimmie	c	1-1	0-0	0-0	1	3	4	2	2	0	1	0	0	11
12	Releford, Trevor	g	2-7	0-3	7-7	1	1	2	4	11	2	4	0	2	31
20	Randolph, Levi	g	3-9	1-3	0-1	2	4	6	3	7	3	2	0	1	34
00	Key, Algie		5-7	0-0	1-1	0	3	3	3	11	1	3	1	1	21
04	Engstrom, Carl		0-0	0-0	0-0	0	0	0	1	0	0	0	0	0	5
11	Hale, Shannon		0-4	0-1	0-0	1	1	2	4	0	1	1	0	1	10
15	Jacobs, Nick		8-14	0-0	2-4	4	3	7	2	18	0	0	3	0	26
Team						1	2	3							
Totals			23-57	2-12	16-23	10	24	34	27	64	12	16	6	8	200
FG % 1st Half: 9-26		34.6%	2nd half: 14-31		45.2%	Game: 23-57		40.4%	Deadball						
3FG % 1st Half: 2-5		40.0%	2nd half: 0-7		0.0%	Game: 2-12		16.7%	Rebounds						
FT % 1st Half: 2-6		33.3%	2nd half: 14-17		82.4%	Game: 16-23		69.6%	3						

DUKE 74

#	Player	Total		3-Ptr		Rebounds			PF	TP	A	TO	Blk	Stl	Min
		FG-FGA	FG-FGA	FT-FTA	FT-FTA	Off	Def	Tot							
01	Parker, Jabari	f	9-12	0-0	9-10	0	8	8	3	27	2	5	1	1	35
05	Hood, Rodney	f	3-8	1-3	1-2	0	1	1	5	8	0	3	0	3	21
15	Hairston, Josh	c	0-2	0-0	2-2	1	1	2	5	2	2	0	0	0	20
02	Cook, Quinn	g	6-14	3-4	2-2	0	4	4	1	17	2	4	0	0	40
03	Thornton, Tyler	f	1-3	0-1	4-4	1	3	4	2	6	4	2	0	5	32
13	Jones, Matt	g	3-5	2-3	5-7	1	2	3	1	13	0	1	0	1	16
14	Sulaimon, Rasheed		0-2	0-2	1-2	0	1	1	0	1	5	2	0	0	18
21	Jefferson, Amile		0-2	0-0	0-0	0	4	4	2	0	0	1	0	0	10
34	Dawkins, Andre		0-3	0-2	0-0	0	0	0	1	0	0	0	0	0	8
Team						5	3	8							
Totals			22-51	6-15	24-29	8	27	35	20	74	15	19	1	10	200
FG % 1st Half: 12-29		41.4%	2nd half: 10-22		45.5%	Game: 22-51		43.1%	Deadball						
3FG % 1st Half: 3-10		30.0%	2nd half: 3-5		60.0%	Game: 6-15		40.0%	Rebounds						
FT % 1st Half: 6-8		75.0%	2nd half: 18-21		85.7%	Game: 24-29		82.8%	2						

Officials: Pat Driscoll, Jeff Anderson, Doug Shows
 Attendance: 8742
 NIT Season Tip-Off Semifinal Game 2

Score by periods	1st	2nd	Total	In	Off	2nd	Fast	Bench
Alabama	22	42	64	38	22	7	10	29
DUKE	33	41	74	30	16	4	4	14

Last FG - UA 2nd-00:10, DU 2nd-01:55.
 Largest lead - UA by 7 1st-12:11, DU by 18 2nd-15:21.

Score tied - 1 time.
 Lead changed - 1 time.

Official Basketball Box Score -- Game Totals -- Final Statistics
Alabama vs DREXEL
11/29/13 3:30pm at Madison Square Garden, New York, NY
Alabama 83

#	Player	Total		3-Ptr		Rebounds			PF	TP	A	TO	Blk	Stl	Min
		FG-FGA	FG-FGA	FT-FTA	FT-FTA	Off	Def	Tot							
21	Cooper, Rodney	f	1-4	1-2	0-0	2	2	4	5	3	3	2	0	0	29
32	Obasohan, Retin	f	3-11	0-3	12-15	0	3	3	4	18	5	2	3	3	45
10	Taylor, Jimmie	c	0-0	0-0	0-2	1	2	3	0	0	0	0	2	0	25
12	Releford, Trevor	g	8-19	3-9	2-3	2	6	8	2	21	4	6	0	4	54
20	Randolph, Levi	g	2-8	0-1	2-4	8	2	10	5	6	1	2	0	1	35
00	Key, Algie		2-5	0-0	6-8	2	1	3	4	10	2	0	0	0	27
04	Engstrom, Carl		0-1	0-0	2-2	1	0	1	1	2	0	0	0	0	11
11	Hale, Shannon		0-1	0-0	0-0	1	0	1	1	0	0	1	0	0	7
15	Jacobs, Nick		11-15	0-0	1-3	1	7	8	5	23	0	4	0	1	42
Team						1	2	3							
Totals			27-64	4-15	25-37	19	25	44	27	83	15	17	5	9	275
FG % 1st Half: 7-25		28.0%	2nd half: 15-24		62.5%	Game: 27-64		42.2%	Deadball						
3FG % 1st Half: 0-5		0.0%	2nd half: 4-8		50.0%	Game: 4-15		26.7%	Rebounds						
FT % 1st Half: 7-12		58.3%	2nd half: 6-6		100.0	Game: 25-37		67.6%	5						

DREXEL 85

#	Player	Total		3-Ptr		Rebounds			PF	TP	A	TO	Blk	Stl	Min
		FG-FGA	FG-FGA	FT-FTA	FT-FTA	Off	Def	Tot							
24	Williams, Rodney	f	3-4	0-0	1-3	3	1	4	5	7	1	2	3	1	30
35	Ruffin, Dartaye	f	3-4	0-0	1-2	3	3	6	5	7	1	1	0	1	27
11	Allen, Tavon	c	7-20	0-2	2-2	1	5	6	3	16	4	1	0	1	53
03	Fouch, Chris	g	7-21	1-12	4-6	1	4	5	4	19	3	2	0	2	54
04	Massenat, Frantz	g	5-9	1-3	6-6	0	1	1	5	17	4	2	0	0	39
13	Pantovic, Goran		0-0	0-0	0-0	0	0	0	0	0	0	0	0	0	0+
15	Bah, Mohamed		1-1	0-0	0-0	0	1	1	0	2	0	0	0	0	7
25	Canady, Major		0-1	0-0	2-2	0	4	4	2	2	1	3	0	1	19
32	Abif, Kazembe		3-7	0-0	9-10	8	3	11	5	15	1	3	0	0	46
Team						2	3	5							
Totals			29-67	2-17	25-31	18	25	43	29	85	15	14	3	6	275
FG % 1st Half: 12-23		52.2%	2nd half: 12-26		46.2%	Game: 29-67		43.3%	Deadball						
3FG % 1st Half: 2-6		33.3%	2nd half: 0-5		0.0%	Game: 2-17		11.8%	Rebounds						
FT % 1st Half: 6-9		66.7%	2nd half: 5-6		83.3%	Game: 25-31		80.6%	1						

Officials: Tim Clougherty, John Gaffney, Evan Burroughs
 Technical fouls: Alabama-None. DREXEL-None.
 Attendance:
 NIT SEASON TIP-OFF 3rd PLACE GAME

Score by periods	1st	2nd	OT	OT2	OT3	Total	In	Off	2nd	Fast	Bench
Alabama	21	40	6	10	6	83	40	17	16	6	35
DREXEL	32	29	6	10	8	85	46	19	16	6	19

Last FG - UA OT3-01:41, DREXEL OT3-02:33.
 Largest lead - UA by 4 2nd-02:39, DREXEL by 11 1st-00:25.

Score tied - 11 times.
 Lead changed - 2 times.

Official Basketball Box Score -- Game Totals -- Final Statistics
North Florida vs Alabama
 12/04/13 7:05 p.m. at Tuscaloosa, Ala. (Coleman Coliseum)

North Florida 48 • 5-5

#	Player		Total		3-Ptr		Rebounds			PF	TP	A	TO	Blk	Stl	Min
			FG-GA	FG-GA	FT-FTA	FT-FTA	Off	Def	Tot							
01	WALLACE, Travis	f	2-6	0-0	0-2	2	2	4	1	4	1	1	0	0	0	21
05	McROY, Charles	f	3-6	0-1	2-2	0	4	4	1	8	0	3	0	0	0	22
35	Davenport, Chris	f	2-5	0-2	0-1	2	2	4	2	4	0	4	0	0	0	18
05	BEECH, Beau	g	1-7	1-5	2-2	1	1	2	4	5	1	2	0	0	0	21
14	MOORE, Dallas	g	1-4	0-0	0-2	0	2	2	0	2	1	1	0	0	0	18
00	NESBITT, Jalen		2-5	0-2	1-4	1	1	2	1	5	3	2	1	2	2	24
03	BRENNAN, Sean		1-4	1-2	0-0	0	1	1	1	3	0	1	0	0	0	11
04	WILSON, Devin		3-9	2-4	0-0	0	4	4	1	8	3	0	0	1	1	22
12	BODAGER, Aaron		1-2	1-2	0-0	0	0	0	0	3	0	0	0	0	0	2
32	DANIELS, Demarcus		1-4	0-2	0-0	2	3	5	1	2	1	0	0	0	1	22
33	BANKS, Romelo		1-5	0-0	2-3	2	3	5	5	4	1	1	1	0	0	19
Team						4	0	4								
Totals				18-57	5-20	7-16	14	23	37	17	48	11	15	2	4	200
FG % 1st Half: 10-28 35.7%			2nd half: 8-29 27.6%	Game: 18-57 31.6%			25-06			Deadball						
3FG % 1st Half: 1-8 12.5%			2nd half: 4-12 33.3%	Game: 5-20 25.0%			15-43			Rebounds						
FT % 1st Half: 2-6 33.3%			2nd half: 5-10 50.0%	Game: 7-20 34.8%			10-20			4						

Official Basketball Box Score -- Game Totals -- Final Statistics
Charleston Southern vs Alabama
12/14/13 7:30 p.m. at Tuscaloosa, Ala. (Coleman Coliseum)
Charleston Southern 45 • 3-5

#	Player	Total		3-Ptr		Rebounds			PF	TP	A TO		Blk	Stl	Min
		FG	FGA	FG	FGA	Off	Def	Tot							
15	GOMBWER, Paul	f	3-7	0-2	0-0	4	11	15	4	6	0	2	0	0	33
35	FULLAH, Alhaji	f	2-3	0-0	0-0	0	1	1	4	4	0	0	0	1	13
00	HARPER, Arlon	g	3-9	1-3	0-1	1	2	3	3	7	2	2	0	1	34
05	NIMLEY, Saah	g	3-7	2-4	7-8	0	1	1	4	15	1	5	0	0	33
11	KENNEDY, Matt	g	0-2	0-1	0-0	0	0	0	0	0	0	2	0	0	18
01	SAUNDERS, Will	g	0-5	0-4	2-2	0	2	2	0	2	0	1	0	0	19
04	STRICKLAND, Sheldon	g	3-6	1-3	3-4	1	4	5	4	10	1	0	0	0	27
23	BITING, Ty'Quan	g	0-0	0-0	1-2	0	0	0	1	1	0	0	1	0	5
24	BOWEN, Cedrick	g	0-4	0-0	0-0	0	1	1	5	0	0	0	1	1	18
Team						1	3	4			2				
Totals			14-43	4-17	13-17	7	25	32	25	45	4	14	2	3	200
FG % 1st Half: 8-22		36.4%	2nd half: 6-21		28.6%	Game: 14-43		32.6%	Deadball						
3FG % 1st Half: 3-9		33.3%	2nd half: 1-8		12.5%	Game: 4-17		23.5%	Rebounds						
FT % 1st Half: 4-4		100.0	2nd half: 9-13		69.2%	Game: 13-17		76.5%	2						

Alabama 59 • 5-4

#	Player	Total		3-Ptr		Rebounds			PF	TP	A TO		Blk	Stl	Min
		FG	FGA	FG	FGA	Off	Def	Tot							
10	Taylor, Jimmie	f	1-2	0-0	2-4	2	1	3	1	4	0	0	1	0	17
15	Jacobs, Nick	f	1-5	0-0	5-7	1	1	2	0	7	0	0	0	0	18
00	Key, Algie	g	1-5	0-1	2-5	2	2	4	2	4	1	2	1	3	32
20	Randolph, Levi	g	0-4	0-4	1-2	1	1	2	4	1	1	1	1	0	34
02	Obasohan, Retin	g	4-10	1-4	13-14	1	8	9	2	22	1	2	2	6	38
34	Engstrom, Carl	g	1-2	0-0	0-0	0	0	0	1	2	0	1	0	0	10
11	Hale, Shannon	g	1-4	1-4	0-0	0	3	3	2	3	2	1	0	0	18
21	Cooper, Rodney	g	6-11	4-7	0-0	1	6	7	3	16	3	2	1	1	33
Team						1	2	3							
Totals			15-43	6-20	23-32	9	24	33	15	59	8	9	6	10	200
FG % 1st Half: 8-21		38.1%	2nd half: 7-22		31.8%	Game: 15-43		34.9%	Deadball						
3FG % 1st Half: 2-10		20.0%	2nd half: 4-10		40.0%	Game: 6-20		30.0%	Rebounds						
FT % 1st Half: 6-9		66.7%	2nd half: 17-23		73.9%	Game: 23-32		71.9%	3						

Officials: Antinio Petty, Jeffrey Clark, Mark Ellard
 Technical fouls: Charleston Southern-None. Alabama-None.
 Attendance: 10132

Score by periods	1st	2nd	Total
Charleston Southern	23	22	45
Alabama	24	35	59

Points	In	Off	2nd	Fast	Bench
CSU	14	7	4	0	13
UA	12	7	10	0	21

Last FG - CSU 2nd-02:54, UA 2nd-00:51.
 Largest lead - CSU by 8 1st-10:47, UA by 14 2nd-00:11.
 Score tied - 3 times.
 Lead changed - 3 times.

Official Basketball Box Score -- Game Totals -- Final Statistics
Wichita State vs Alabama
12/17/13 8 p.m. at Tuscaloosa, Ala. (Coleman Coliseum)
Wichita State 72 • 11-0

#	Player	Total		3-Ptr		Rebounds			PF	TP	A TO		Blk	Stl	Min
		FG	FGA	FG	FGA	Off	Def	Tot							
00	Lufile, Chadrack	f	0-1	0-0	0-0	0	3	3	0	0	0	1	0	1	20
11	Early, Cleanthony	f	7-11	1-4	11-11	2	3	5	3	26	0	4	1	1	26
23	VanVleet, Fred	g	4-9	1-2	2-2	1	3	4	3	11	1	1	0	1	31
31	Baker, Ron	g	3-6	1-2	1-1	0	4	4	4	8	4	2	0	1	16
32	Cotton, Tekele	g	2-9	0-2	7-8	2	4	6	2	11	1	1	0	0	35
13	Wessel, Evan	g	1-1	0-0	0-0	3	2	5	3	2	0	0	0	1	19
02	Carter, Darius	g	3-6	0-0	3-3	1	6	7	2	9	0	0	0	1	26
15	Wiggins, Nick	g	2-6	0-2	1-2	1	0	1	0	5	0	2	1	0	18
20	Coleby, Kadeem	g	0-1	0-0	0-0	0	1	1	0	0	0	0	0	0	9
Team						1	1	2				1			
Totals			22-50	3-12	25-27	11	27	38	17	72	6	12	2	6	200
FG % 1st Half: 10-22		45.5%	2nd half: 12-28		42.9%	Game: 22-50		44.0%	Deadball						
3FG % 1st Half: 1-3		33.3%	2nd half: 2-9		22.2%	Game: 3-12		25.0%	Rebounds						
FT % 1st Half: 12-13		92.3%	2nd half: 13-14		92.9%	Game: 25-27		92.6%	1						

Alabama 67 • 5-5

#	Player	Total		3-Ptr		Rebounds			PF	TP	A TO		Blk	Stl	Min
		FG	FGA	FG	FGA	Off	Def	Tot							
10	Taylor, Jimmie	f	0-2	0-0	2-2	2	3	5	1	2	1	0	1	0	20
15	Jacobs, Nick	f	4-7	0-0	0-0	2	2	4	3	8	0	1	2	0	30
12	Releford, Trevor	g	7-15	3-8	5-6	1	2	3	3	22	6	1	0	1	38
20	Randolph, Levi	g	3-6	1-3	0-0	1	2	3	1	7	1	2	0	0	30
02	Obasohan, Retin	g	2-10	1-5	3-4	0	3	3	4	8	2	2	0	1	34
00	Key, Algie	g	2-3	0-0	2-3	0	2	2	3	6	0	1	1	0	14
04	Engstrom, Carl	g	0-0	0-0	0-0	0	1	1	0	0	0	1	1	0	4
21	Cooper, Rodney	g	5-10	2-4	2-4	0	1	1	4	14	2	0	0	0	30
Team						2	2	4				1			
Totals			23-53	7-20	14-19	8	18	26	19	67	12	9	5	2	200
FG % 1st Half: 10-21		47.6%	2nd half: 13-32		40.6%	Game: 23-53		43.4%	Deadball						
3FG % 1st Half: 4-10		40.0%	2nd half: 3-10		30.0%	Game: 7-20		35.0%	Rebounds						
FT % 1st Half: 8-9		88.9%	2nd half: 6-10		60.0%	Game: 14-19		73.7%	0						

Officials: Rick Hartzell, Keith Kimble, John Hampton
 Technical fouls: Wichita State-None. Alabama-None.
 Attendance: 9918

Score by periods	1st	2nd	Total
Wichita State	33	39	72
Alabama	32	35	67

Points	In	Off	2nd	Fast	Bench
WSU	36	7	11	12	16
UA	28	11	4	2	20

Last FG - WSU 2nd-00:37, UA 2nd-01:59.
 Largest lead - WSU by 10 1st-13:44, UA by 3 2nd-06:45.
 Score tied - 6 times.
 Lead changed - 4 times.

Official Basketball Box Score -- Game Totals -- Final Statistics
Xavier vs Alabama
12/21/13 6 p.m. at Tuscaloosa, Ala. (Coleman Coliseum)
Xavier 77 • 9-3

#	Player		Total		3-Ptr		Rebounds							PF	TP	A	TO	Blk	Stl	Min
			FG-FA	FG-FGA	FT-FTA	Off	Def	Tot												
20	MARTIN, Justin	f	1-4	0-2	2-2	0	2	2	4	4	0	3	0	0	0	0	15			
31	PHILMORE, Isaiah	f	4-8	0-1	9-12	4	8	12	4	17	0	0	0	0	0	0	32			
40	STAINBROOK, Matt	c	7-14	0-0	3-4	3	3	6	4	17	3	0	0	0	0	0	19			
00	CHRISTON, Semaj	g	4-11	0-1	1-3	1	3	4	1	9	5	1	2	3	37					
11	DAVIS, Dee	g	4-8	1-3	3-3	0	1	1	1	12	2	1	0	0	0	34				
01	REYNOLDS, Jalen		1-3	0-0	0-0	4	1	5	3	2	0	0	0	0	0	9				
02	FARR, James		2-5	2-3	0-0	1	1	2	3	6	0	0	1	0	17					
03	RANDOLPH, Brandon		0-3	0-0	0-0	1	0	1	2	0	1	0	0	1	11					
15	DAVIS, Myles		2-7	2-5	4-4	0	1	1	4	10	0	1	0	0	26					
Team						3	1	4												
Totals			25-63	5-15	22-28	17	21	38	26	77	11	6	3	4	200					
FG % 1st Half: 10-30			33.3%	2nd half: 15-33			45.5%	Game: 25-63			39.7%	Deadball								
3FG % 1st Half: 1-8			12.5%	2nd half: 4-7			57.1%	Game: 5-15			33.3%	Rebounds								
FT % 1st Half: 5-6			83.3%	2nd half: 17-22			77.3%	Game: 22-28			78.6%	1								



Official Basketball Box Score -- Game Totals -- Final Statistics

Robert Morris vs Alabama

1/4/14 4:30 p.m. at Tuscaloosa, Ala. (Coleman Coliseum)

Robert Morris 56 • 5-10

#	Player	Total		3-Ptr		Rebounds			PF	TP	A	TO	Blk	Stl	Min
		FG-FGA	FG-FGA	FT-FTA	FT-FTA	Off	Def	Tot							
11	WORTHAM, Jeremiah	f	2-7	1-1	0-0	1	2	3	4	5	1	5	0	1	31
22	JONES, Lucky	f	3-8	2-6	6-7	0	7	7	5	14	2	1	1	2	34
05	HAWKINS, Stephan	f	4-6	0-0	0-2	0	2	2	2	8	0	1	1	0	30
05	MYERS-PATE, Anthony	g	3-6	0-1	1-1	1	2	3	0	7	6	3	0	2	26
15	ANDERSON, Karvel	g	6-8	3-4	1-2	2	3	5	4	16	3	3	0	2	31
03	STEWART, Kavon	g	1-4	0-0	0-1	0	0	0	1	2	1	4	0	0	14
04	APPOLON, David		0-2	0-2	0-0	0	0	0	1	0	0	0	0	1	9
12	OLIVER, Charles		1-1	0-0	0-0	0	0	0	0	2	0	0	0	1	9
24	TATE, Aaron		1-2	0-0	0-0	0	1	1	2	2	0	1	0	0	16
Team						0	2	2				1			
Totals			21-44	6-14	8-13	4	19	23	19	56	13	19	2	9	200

FG % 1st Half: 10-23 43.5% 2nd half: 11-21 52.4% Game: 21-44 47.7%
 3FG % 1st Half: 3-7 42.9% 2nd half: 3-7 42.9% Game: 6-14 42.9%
 FT % 1st Half: 0-1 0.0% 2nd half: 8-12 66.7% Game: 8-13 61.5%

Deadball
Rebounds
2

Alabama 64 • 6-7

#	Player	Total		3-Ptr		Rebounds			PF	TP	A	TO	Blk	Stl	Min
		FG-FGA	FG-FGA	FT-FTA	FT-FTA	Off	Def	Tot							
10	Taylor, Jimmie	f	0-0	0-0	0-2	0	0	0	0	0	0	1	1	0	6
11	Hale, Shannon	f	3-5	0-0	1-4	1	4	5	2	7	1	1	0	1	21
12	Releford, Trevor	g	6-10	2-4	4-4	0	3	3	3	18	2	3	0	6	32
20	Randolph, Levi	g	2-5	1-4	1-2	2	2	4	2	6	1	5	0	0	31
21	Cooper, Rodney	g	3-6	0-3	3-4	0	2	2	1	9	4	0	0	2	30
00	Key, Algie		0-0	0-0	0-0	0	0	0	0	0	2	0	0	0	4
04	Engstrom, Carl		3-3	0-0	2-3	3	2	5	1	8	1	2	2	0	25
15	Jacobs, Nick		2-5	0-0	0-0	0	2	2	0	4	0	1	0	0	18
32	Obasohan, Retin		5-10	2-3	0-2	1	6	7	3	12	2	0	0	3	33
Team						0	1	1				1			
Totals			24-44	5-14	11-21	7	22	29	12	64	11	16	3	12	200

FG % 1st Half: 8-19 42.1% 2nd half: 16-25 64.0% Game: 24-44 54.5%
 3FG % 1st Half: 3-9 33.3% 2nd half: 2-5 40.0% Game: 5-14 35.7%
 FT % 1st Half: 1-4 25.0% 2nd half: 10-17 58.8% Game: 11-21 52.4%

Deadball
Rebounds
4

Officials: Mike Thibodeaux, Glenn Tuitt, Forrest Sigler
 Technical fouls: Robert Morris-None. Alabama-None.
 Attendance: 10125

Score by periods	1st	2nd	Total
Robert Morris	23	33	56
Alabama	20	44	64

	In	Off	2nd	Fast	Bench
Points	Paint	T/O	Chance	Break	
RMU	20	17	4	4	6
UA	38	26	6	12	24

Last FG - RMU 2nd-00:21, UA 2nd-00:50.

Largest lead - RMU by 9 1st-16:30, UA by 10 2nd-00:50.

Score tied - 0 times.
Lead changed - 1 time.

Official Basketball Box Score -- Game Totals -- Final Statistics

Vanderbilt vs Alabama

1/7/14 8 p.m. CT at Tuscaloosa, Ala. (Coleman Coliseum)

Vanderbilt 63 • 8-5, 0-1

#	Player	Total		3-Ptr		Rebounds			PF	TP	A	TO	Blk	Stl	Min
		FG-FGA	FG-FGA	FT-FTA	FT-FTA	Off	Def	Tot							
00	ODOM, Rod	f	5-8	5-7	5-6	3	7	10	1	20	0	5	1	2	38
30	JONES, Damian	f	6-12	0-0	4-5	2	3	5	3	16	0	4	1	1	31
35	SIKAM, James	f	2-3	0-0	0-0	1	0	1	5	4	0	2	0	1	21
11	FULLER, Kyle	g	5-10	1-2	4-4	0	3	3	2	15	2	2	0	1	38
24	PARKER, Dai-Jon	g	2-6	0-0	2-2	1	2	3	4	6	4	3	0	0	38
03	KORNET, Luke		1-6	0-4	0-0	1	6	7	1	2	2	0	1	1	20
14	JOSEPHS, Carter		0-0	0-0	0-0	0	0	0	1	0	0	0	0	0	2
34	MOATS, Shelby		0-1	0-0	0-0	0	0	0	1	0	0	0	0	0	12
Team						2	1	3							
Totals			21-46	6-13	15-17	10	22	32	18	63	8	16	3	6	200

FG % 1st Half: 6-17 35.3% 2nd half: 15-29 51.7% Game: 21-46 45.7%
 3FG % 1st Half: 2-4 50.0% 2nd half: 4-9 44.4% Game: 6-13 46.2%
 FT % 1st Half: 12-14 85.7% 2nd half: 3-3 100.0% Game: 15-17 88.2%

Deadball
Rebounds
1

Alabama 68 • 7-7, 1-0

#	Player	Total		3-Ptr		Rebounds			PF	TP	A	TO	Blk	Stl	Min
		FG-FGA	FG-FGA	FT-FTA	FT-FTA	Off	Def	Tot							
11	Hale, Shannon	f	6-8	1-2	2-2	0	3	3	3	15	1	4	0	1	26
04	Engstrom, Carl	c	0-1	0-0	0-0	2	2	4	4	0	1	2	1	0	24
12	Releford, Trevor	g	3-10	2-8	8-8	0	1	1	0	16	6	1	0	3	38
20	Randolph, Levi	g	5-9	1-2	0-1	0	4	4	0	11	4	1	1	2	33
32	Obasohan, Retin	g	6-12	2-3	1-2	3	1	4	3	15	0	0	0	1	34
00	Key, Algie		0-0	0-0	1-2	0	1	1	2	1	1	0	0	0	8
10	Taylor, Jimmie		0-0	0-0	0-2	1	0	1	0	0	0	0	0	0	7
15	Jacobs, Nick		4-9	0-0	0-2	0	3	3	3	8	0	0	0	1	16
21	Cooper, Rodney		1-3	0-1	0-0	2	0	2	1	2	0	0	0	0	14
Team						1	1	2							
Totals			25-52	6-16	12-19	9	16	25	16	68	13	8	2	8	200

FG % 1st Half: 12-29 41.4% 2nd half: 13-23 56.5% Game: 25-52 48.1%
 3FG % 1st Half: 3-9 33.3% 2nd half: 3-7 42.9% Game: 6-16 37.5%
 FT % 1st Half: 9-12 75.0% 2nd half: 3-7 42.9% Game: 12-19 63.2%

Deadball
Rebounds
3

Officials: Tony Greene, Pat Adams, Rick Hartzell
 Technical fouls: Vanderbilt-None. Alabama-None.
 Attendance: 10304

Score by periods	1st	2nd	Total
Vanderbilt	26	37	63
Alabama	36	32	68

	In	Off	2nd	Fast	Bench
Points	Paint	T/O	Chance	Break	
VU	26	8	11	0	2
UA	30	17	8	6	11

Last FG - VU 2nd-00:08, UA 2nd-01:27.
 Largest lead - VU by 4 1st-12:08, UA by 16 2nd-16:59.

Score tied - 7 times.
Lead changed - 2 times.

Official Basketball Box Score -- Game Totals -- Final Statistics

Alabama vs Georgia

01/11/14 4:00 p.m. at Stegeman Coliseum - Athens, Ga.

Alabama 58 • 7-8 (1-1)

#	Player	Total		3-Ptr		Rebounds			PF	TP	A	TO	Blk	Stl	Min
		FG-FGA	FG-FGA	FT-FTA	FT-FTA	Off	Def	Tot							
11	Hale, Shannon	f	5-9	2-6	2-6	0	5	5	1	14	0	1	0	0	30
04	Engstrom, Carl	c	0-1	0-0	0-0	1	1	2	0	0	2	0	0	0	12
12	Releford, Trevor	g	7-15	1-8	2-2	0	3	3	5	17	3	2	0	4	37
20	Randolph, Levi	g	1-5	0-2	0-0	1	3	4	4	2	1	1	0	2	36
32	Obasohan, Retin	g	0-3	0-0	4-6	0	1	1	5	4	0	2	0	0	28
00	Key, Algie		0-4	0-0	2-2	0	3	3	3	2	0	1	0	0	11
10	Taylor, Jimmie		0-1	0-0	0-0	0	0	0	3	0	0	0	2	0	10
15	Jacobs, Nick		2-6	0-0	0-0	1	0	1	2	4	0	1	1	0	11
21	Cooper, Rodney		4-8	1-3	6-7	1	5	6	4	15	3	0	1	3	25
35	Slaughter, Dakota		0-0	0-0	0-0	0	0	0	0	0	0	0	0	0	0+
Team						4	3	7							
Totals			19-52	4-19	16-23	8	24	32	29	58	7	10	4	9	200

FG % 1st Half: 9-24 37.5% 2nd half: 10-28 35.7% Game: 19-52 36.5%
 3FG % 1st Half: 2-9 22.2% 2nd half: 2-10 20.0% Game: 4-19 21.1%
 FT % 1st Half: 3-4 75.0% 2nd half: 13-19 68.4% Game: 16-23 69.6%

Deadball
Rebounds
5

Georgia 66 • 8-6 (2-0)

#	Player	Total		3-Ptr	Rebounds			PF	TP	A	TO	Blk	Stl	Min	
		FG-FA	FG-FA	FT-FTA	Off	Def	Tot								
02	Thornton, Marcus	f	2-9	0-0	5-8	5	3	8	3	9	0	2	5	1	31
15	Williams, Donte'	f	0-2	0-0	1-2	1	4	5	4	1	0	2	1	1	23
31	Morris, Brandon	f	1-1	0-0	3-6	0	2	2	4	5	3	1	0	2	27
04	Mann, Charles	g	4-7	1-2	13-17	1	6	7	3	22	3	2	0	1	38
12	Gaines, Kenny	g	7-14	4-7	4-5	2	4	6	2	22	0	2	2	1	36
03	Parker, Juwan		1-6	0-2	2-2	0	5	5	1	4	0	1	1	0	18
11	Forde, Cameron		0-0	0-0	0-0	0	0	0	0	0	0	1	0	1	1
30	Frazier, J.J.		0-0	0-0	0-0	0	0	0	0	0	0	0	0	0	0+
42	Djurisic, Nemanja		0-7	0-3	3-4	1	1	2	0	3	0	3	1	1	26
	Team					4	2	6							
	Totals		15-46	5-14	31-44	14	27	41	17	66	6	14	10	8	200

Official Basketball Box Score -- Game Totals -- Final Statistics
Alabama vs Missouri
01/18/14 1 p.m. at Columbia, MO (Mizzou Arena)
Alabama 47 • 8-9, 2-2 SEC

##	Player	Total		3-Ptr		Rebounds			PF	TP	A TO Blk Stl				Min
		FG-FGA	FG-FGA	FT-FTA	Off Def Tot	PF	TP	A TO Blk Stl							
11	Hale, Shannon	f	4-9	2-4	2-4	4 1 5	3	12	0 2 1 2	28					
04	Engstrom, Carl	c	0-0	0-0	0-0	0 1 1	1	0	0 0 0 0	3					
12	Releford, Trevor	g	4-16	1-6	1-2	0 5 5	5	10	2 2 0 0	35					
20	Randolph, Levi	g	3-11	1-6	3-6	1 3 4	2	10	1 3 0 0	34					
32	Obasohan, Retin	g	2-7	1-2	6-7	0 1 1	4	11	1 5 2 0	38					
00	Key, Algie	g	0-1	0-0	0-0	1 0 1	1	0	1 0 0 0	5					
10	Taylor, Jimmie	g	1-1	0-0	0-1	3 5 8	3	2	1 2 2 0	30					
21	Jacobs, Nick	g	0-1	0-0	0-0	0 0 0	2	0	0 0 0 0	3					
15	Cooper, Rodney	g	0-2	0-0	2-2	1 3 4	3	2	3 1 0 0	23					
35	Slaughter, Dakota	g	0-0	0-0	0-0	0 1 1	0	0	0 0 0 0	1					
Team						5 1 6									
Totals			14-48	5-20	14-22	15 21 36	24	47	9 15 5 2	200					
FG % 1st Half: 10-25 40.0% 2nd half: 4-23 17.4% Game: 14-48 29.2%															
3FG % 1st Half: 4-11 36.4% 2nd half: 1-9 11.1% Game: 5-20 25.0%															
FT % 1st Half: 6-8 75.0% 2nd half: 8-14 57.1% Game: 14-22 63.6%															
Deadball Rebounds 2															

Missouri 68 • 14-3, 2-2 SEC

##	Player	Total		3-Ptr		Rebounds			PF	TP	A TO Blk Stl				Min
		FG-FGA	FG-FGA	FT-FTA	Off Def Tot	PF	TP	A TO Blk Stl							
03	WILLIAMS, Johnathan	f	4-6	0-0	1-2	2 12 14	2	9	0 0 1 0	35					
44	ROSBURG, Ryan	f	1-2	0-0	1-4	1 2 3	5	3	0 0 2 0	23					
05	CLARKSON, Jordan	g	6-11	0-1	4-6	1 2 3	2	16	1 2 0 5	27					
32	BROWN, Jabari	g	7-9	3-5	7-8	0 1 1	0	24	1 1 0 0	38					
33	ROSS, Earnest	g	1-6	0-2	10-12	2 5 7	2	12	0 1 0 1	32					
01	CLARK, Wes	g	0-4	0-2	0-0	1 1 2	1	0	2 2 0 2	21					
02	CRISWELL, Tony	g	1-4	0-0	2-2	3 1 4	5	4	0 0 0 1	15					
04	HAITH, Corey	g	0-0	0-0	0-0	0 0 0	0	0	0 0 0 0	1					
11	RECTOR, Shane	g	0-1	0-0	0-0	0 0 0	0	0	0 0 0 0	1					
24	JONES, Torren	g	0-3	0-0	0-0	0 0 0	2	0	0 0 0 0	4					
31	FELDMANN, Danny	g	0-0	0-0	0-0	0 0 0	0	0	0 0 0 0	1					
45	POST, Keanau	g	0-1	0-0	0-0	0 0 0	1	0	0 1 0 0	2					
Team						1 1 2									
Totals			20-47	3-10	25-34	11 25 36	20	68	4 7 3 9	200					
FG % 1st Half: 9-26 34.6% 2nd half: 11-21 52.4% Game: 20-47 42.6%															
3FG % 1st Half: 3-5 60.0% 2nd half: 0-5 0.0% Game: 3-10 30.0%															
FT % 1st Half: 10-16 62.5% 2nd half: 15-18 83.3% Game: 25-34 73.5%															
Deadball Rebounds 4															

 Officials: Anthony Jordan, Joe Lindsey, Glenn Tuitt
 Technical fouls: Alabama-None. Missouri-None.
 Attendance: 11003

Score by periods	1st	2nd	Total
Alabama	30	17	47
Missouri	31	37	68

 Last FG - UA 2nd-01:17, MU-M 2nd-00:51.
 Largest lead - UA by 3 1st-14:11, MU-M by 22 2nd-01:24.

 Score tied - 3 times.
 Lead changed - 6 times.

Official Basketball Box Score -- Game Totals -- Final Statistics
Florida vs Alabama
1/23/14 6 p.m. CT at Tuscaloosa, Ala. (Coleman Coliseum)
Florida 68 • 16-2, 5-0

##	Player	Total		3-Ptr		Rebounds			PF	TP	A TO Blk Stl				Min
		FG-FGA	FG-FGA	FT-FTA	Off Def Tot	PF	TP	A TO Blk Stl							
15	Yeguete, Will	f	3-5	0-0	0-0	3 8 11	2	6	0 1 0 0	23					
24	Prather, Casey	f	6-16	0-0	2-3	2 4 6	4	14	0 0 3 0	30					
04	Young, Patric	c	2-5	0-0	1-2	5 1 6	4	5	2 2 0 1	24					
05	Wilbekin, Scottie	g	2-8	2-7	4-4	0 2 2	0	10	4 0 0 1	35					
20	Frazier, Michael	g	5-13	5-13	3-3	0 2 2	2	18	3 1 0 0	33					
00	Hill, Kasey	g	2-3	1-1	1-2	0 1 1	3	6	2 2 1 1	19					
10	Finney-Smith, Dorian	g	2-8	1-4	1-4	7 4 11	2	6	3 3 0 0	31					
25	Walker, DeVon	g	1-3	1-3	0-0	0 0 0	1	3	1 0 0 0	5					
Team						1 2 3									
Totals			23-61	10-28	12-18	18 24 42	18	68	15 9 4 3	200					
FG % 1st Half: 12-33 36.4% 2nd half: 11-28 39.3% Game: 23-61 37.7%															
3FG % 1st Half: 6-17 35.3% 2nd half: 4-11 36.4% Game: 10-28 35.7%															
FT % 1st Half: 3-6 50.0% 2nd half: 9-12 75.0% Game: 12-18 66.7%															
Deadball Rebounds 2															

Alabama 62 • 8-10, 2-3

##	Player	Total		3-Ptr		Rebounds			PF	TP	A TO Blk Stl				Min
		FG-FGA	FG-FGA	FT-FTA	Off Def Tot	PF	TP	A TO Blk Stl							
11	Hale, Shannon	f	3-8	0-2	4-5	2 2 4	2	10	0 1 0 1	25					
04	Engstrom, Carl	c	1-2	0-0	0-0	1 4 5	1	2	0 0 1 0	17					
00	Key, Algie	g	1-7	0-0	0-1	3 4 7	3	2	3 0 0 1	32					
12	Releford, Trevor	g	5-12	1-4	3-5	0 3 3	2	14	4 1 0 2	40-					
21	Cooper, Rodney	g	3-12	1-5	2-2	1 4 5	3	9	1 3 1 1	30					
10	Taylor, Jimmie	g	1-4	0-0	0-0	3 1 4	1	2	0 1 2 0	15					
15	Jacobs, Nick	g	5-7	0-0	2-3	0 1 1	1	12	1 0 0 0	17					
20	Randolph, Levi	g	3-5	0-1	5-6	2 2 4	4	11	1 1 0 1	24					
35	Slaughter, Dakota	g	0-0	0-0	0-0	0 0 0	0	0	0 0 0 0	0+					
Team						3 3 6									
Totals			22-57	2-12	16-22	15 24 39	17	62	10 7 4 6	200					
FG % 1st Half: 10-27 37.0% 2nd half: 12-30 40.0% Game: 22-57 38.6%															
3FG % 1st Half: 1-5 20.0% 2nd half: 1-7 14.3% Game: 2-12 16.7%															
FT % 1st Half: 5-9 55.6% 2nd half: 11-13 84.6% Game: 16-22 72.7%															
Deadball Rebounds 2															

 Officials: Leslie Jones, Roger Ayers, Jim Burr
 Technical fouls: Florida-None. Alabama-None.
 Attendance: 11892

Score by periods	1st	2nd	Total
Florida	33	35	68
Alabama	26	36	62

Points	In	Off	2nd	Fast	Bench
UF	22	7	18	4	15
UA	28	11	13	6	25

 Last FG - UF 2nd-04:09, UA 2nd-00:10.
 Largest lead - UF by 12 2nd-08:57, UA None.

 Score tied - 1 time.
 Lead changed - 0 times.

Official Basketball Box Score -- Game Totals -- Final Statistics
LSU vs Alabama
1/25/14 7 p.m. CT at Tuscaloosa, Ala. (Coleman Coliseum)
LSU 80 • 12-6, 3-3

#	Player		Total		3-Ptr	Rebounds			PF	TP					Min
			FG-FGA	FG-FGA	FT-FTA	Off	Def	Tot			A	TO	Blk	Stl	
02	O'BRYANT III, Johnny	f	6-11	0-0	6-7	0	5	5	3	18	0	3	2	0	29
05	COLEMAN, Shavon	f	4-11	1-3	4-5	0	4	4	3	13	1	0	1	3	36
25	MICKEY, Jordan	f	5-11	0-0	1-2	3	3	6	0	11	0	1	2	0	32
01	HICKEY, Anthony	g	4-7	2-4	0-0	1	2	3	4	10	2	2	2	0	32
24	MORGAN, Malik	g	2-6	2-4	0-0	1	2	3	3	6	2	0	0	1	16
10	STRINGER, Andre	g	4-7	1-4	3-4	1	0	1	2	12	6	2	0	2	26
12	MARTIN, Jarell		2-5	1-1	1-2	2	4	6	2	6	0	4	1	1	17
31	ODO, John		1-1	0-0	0-0	1	1	2	3	2	0	0	0	0	4
55	QUARTERMAN, Tim		1-3	0-0	0-0	1	0	1	1	2	0	1	0	1	8
	Team					3	0	3							
Totals			29-62	7-16	15-20	13	21	34	21	80	11	13	8	8	200
FG % 1st Half: 9-28			32.1%	2nd half: 20-34		58.8%	Game: 29-62		46.8%	Deadball					
3FG % 1st Half: 2-8			25.0%	2nd half: 5-8		62.5%	Game: 7-16		43.8%	Rebounds					
FT % 1st Half: 3-6			50.0%	2nd half: 12-14		85.7%	Game: 15-20		75.0%	4					



2013-14 CUMULATIVE STATS

2013-14 Alabama Basketball
Alabama Combined Team Statistics (as of Jan 25, 2014)
All games

RECORD:	OVERALL	HOME	AWAY	NEUTRAL
ALL GAMES	9-10	9-3	0-4	0-3
CONFERENCE	3-3	3-1	0-2	0-0
NON-CONFERENCE	6-7	6-2	0-2	0-3

#	Player	gp-gs	min	avg	Total		3-Point		F-Throw		Rebounds				pf	dq	a	to	blk	stl	pts	avg
					fg-fga	fg%	3fg-fga	3fg%	ft-fa	ft%	off	def	tot	avg								
12	Releford, Trevor	18-17	618	34.3	110-219	.502	42-106	.396	66-73	.904	10	53	63	3.5	53	3	53	45	3	42	328	18.2
32	Obasohan, Retin	17-15	554	32.6	58-144	.403	11-40	.275	81-111	.730	10	47	57	3.4	52	2	32	40	23	41	208	12.2
20	Randolph, Levi	19-15	587	30.9	63-147	.429	16-56	.286	41-60	.683	29	50	79	4.2	43	1	31	32	2	14	183	9.6
15	Jacobs, Nick	19-7	391	20.6	71-143	.497	0-1	.000	21-35	.600	19	46	65	3.4	32	1	7	21	11	4	163	8.6
21	Cooper, Rodney	19-10	519	27.3	50-135	.370	20-63	.317	28-37	.757	23	64	87	4.6	50	1	36	28	10	12	148	7.8
11	Hale, Shannon	18-8	332	18.4	48-104	.462	17-47	.362	21-41	.512	17	40	57	3.2	28	0	16	24	5	9	134	7.4
00	Key, Algje	19-5	330	17.4	28-66	.424	1-7	.143	31-45	.689	14	33	47	2.5	36	0	29	13	4	14	88	4.6
04	Engstrom, Carl	19-7	238	12.5	16-28	.571	0-0	.000	7-11	.636	18	34	52	2.7	36	2	9	14	12	2	39	2.1
10	Taylor, Jimmie	19-11	282	14.8	15-28	.536	0-0	.000	9-23	.391	31	38	69	3.6	34	1	3	11	22	3	39	2.1
35	Slaughter, Dakota	7-0	17	2.4	4-6	.667	2-4	.500	0-0	.000	1	3	4	0.6	1	0	1	0	0	1	10	1.4
33	Wilson, Isiah	3-0	7	2.3	0-2	.000	0-0	.000	1-2	.500	0	4	4	1.3	0	0	1	0	0	2	1	0.3
Team											34	30	64					4				
Total.....		19	3875		463-1022	.453	109-324	.336	306-438	.699	206	442	648	34.1	365	11	218	232	92	144	1341	70.6
Opponents.....		19	3875		434-1043	.416	100-322	.311	305-412	.740	230	426	656	34.5	369	13	208	257	71	116	1273	67.0

TEAM STATISTICS	UA	OPP	Date	Opponent	Score	Att.
SCORING	1341	1273	11/8/13	vs Oklahoma	L 73-82	5207
Points per game	70.6	67.0	11/14/13	TEXAS TECH	W 76-64	10746
Scoring margin	+3.6	-	11/18/13	STILLMAN	W 102-65	9903
FIELD GOALS-ATT	463-1022	434-1043	11/19/13	GEORGIA STATE	W 75-58	9527
Field goal pct	.453	.416	11/27/13	vs Duke	L 64-74	8742
3 POINT FG-ATT	109-324	100-322	11/29/13	vs Drexel	Lo3 83-85	13266
3-point FG pct	.336	.311	12/4/13	NORTH FLORIDA	W 76-48	9398
3-pt FG made per game	5.7	5.3	12/7/13	at USF	L 64-66	4255
FREE THROWS-ATT	306-438	305-412	12/14/13	CHARLESTON SOUTHERN	W 59-45	10132
Free throw pct	.699	.740	12/17/13	WICHITA STATE	L 67-72	9918
F-Throws made per game	16.1	16.1	12/21/13	XAVIER	L 74-77	10477
REBOUNDS	648	656	12/28/13	at UCLA	L 67-75	9061
Rebounds per game	34.1	34.5	1/4/14	ROBERT MORRIS	W 64-56	10125
Rebounding margin	-0.4	-	* 1/7/14	VANDERBILT	W 68-63	10304
ASSISTS	218	208	* 1/11/14	at Georgia	L 58-66	8118
Assists per game	11.5	10.9	* 1/15/13	MISSISSIPPI STATE	W 80-61	10112
TURNOVERS	232	257	* 1/18/14	at Missouri	L 47-68	11003
Turnovers per game	12.2	13.5	* 1/23/14	FLORIDA	L 62-68	11892
Turnover margin	+1.3	-	* 1/25/14	LSU	W 82-80	12601
Assist/turnover ratio	0.9	0.8	* = Conference game			
STEALS	144	116				
Steals per game	7.6	6.1				
BLOCKS	92	71				
Blocks per game	4.8	3.7				
ATTENDANCE	125135	59652				
Home games-Avg/Game	12-10428	4-8109				
Neutral site-Avg/Game	-	3-9072				

Score by Periods	1st	2nd	OT	OT2	OT3	Totals
Alabama	607	712	6	10	6	1341
Opponents	562	687	6	10	8	1273



2013-14 SEC STATS

2013-14 Alabama Basketball
Alabama Combined Team Statistics (as of Jan 25, 2014)
Conference games

RECORD:	OVERALL	HOME	AWAY	NEUTRAL
ALL GAMES	3-3	3-1	0-2	0-0
CONFERENCE	3-3	3-1	0-2	0-0
NON-CONFERENCE	0-0	0-0	0-0	0-0

#	Player	gp-gs	min	avg	Total		3-Point		F-Throw		Rebounds											
					fg-fga	fg%	3fg-fga	3fg%	ft-fa	ft%	off	def	tot	avg	pf	dq	a	to	blk	stl	pts	avg
12	Releford, Trevor	6-6	222	37.0	35-76	.461	12-36	.333	24-27	.889	1	18	19	3.2	16	2	23	10	0	12	106	17.7
11	Hale, Shannon	6-6	169	28.2	28-57	.491	9-24	.375	15-24	.625	8	14	22	3.7	12	0	8	13	1	6	80	13.3
32	Obasohan, Retin	4-4	132	33.0	12-32	.375	3-8	.375	14-22	.636	4	6	10	2.5	13	1	3	10	6	4	41	10.3
21	Cooper, Rodney	6-2	153	25.5	18-45	.400	8-22	.364	13-15	.867	9	18	27	4.5	17	0	12	8	3	4	57	9.5
20	Randolph, Levi	6-4	182	30.3	18-44	.409	2-16	.125	16-25	.640	4	17	21	3.5	13	0	10	7	1	7	54	9.0
15	Jacobs, Nick	6-0	81	13.5	18-33	.545	0-0	.000	2-5	.400	2	9	11	1.8	12	0	3	4	1	1	38	6.3
10	Taylor, Jimmie	6-0	84	14.0	3-7	.429	0-0	.000	0-3	.000	10	10	20	3.3	15	1	2	4	8	1	6	1.0
04	Engstrom, Carl	6-6	87	14.5	3-8	.375	0-0	.000	0-0	.000	5	14	19	3.2	14	0	2	6	5	0	6	1.0
00	Key, Algje	6-2	87	14.5	1-14	.071	0-1	.000	4-7	.571	4	12	16	2.7	10	0	10	3	0	3	6	1.0
35	Slaughter, Dakota	4-0	2	0.5	1-1	1.000	1-1	1.000	0-0	.000	0	1	1	0.3	0	0	0	0	0	0	3	0.8
33	Wilson, Isiah	1-0	1	1.0	0-1	.000	0-0	.000	0-0	.000	0	1	1	1.0	0	0	1	0	0	1	0	0.0
	Team										16	11	27									
	Total.....	6	1200		137-318	.431	35-108	.324	88-128	.688	63	131	194	32.3	122	4	74	65	25	39	397	66.2
	Opponents.....	6	1200		130-312	.417	34-91	.374	112-151	.742	72	141	213	35.5	111	3	55	73	30	37	406	67.7

TEAM STATISTICS	UA	OPP	Date	Opponent	Score	Att.
SCORING	397	406	* 1/7/14	VANDERBILT	W 68-63	10304
Points per game	66.2	67.7	* 1/11/14	at Georgia	L 58-66	8118
Scoring margin	-1.5	-	* 1/15/13	MISSISSIPPI STATE	W 80-61	10112
FIELD GOALS-ATT	137-318	130-312	* 1/18/14	at Missouri	L 47-68	11003
Field goal pct	.431	.417	* 1/23/14	FLORIDA	L 62-68	11892
3 POINT FG-ATT	35-108	34-91	* 1/25/14	LSU	W 82-80	12601
3-point FG pct	.324	.374	* = Conference game			
3-pt FG made per game	5.8	5.7				
FREE THROWS-ATT	88-128	112-151				
Free throw pct	.688	.742				
F-Throws made per game	14.7	18.7				
REBOUNDS	194	213				
Rebounds per game	32.3	35.5				
Rebounding margin	-3.2	-				
ASSISTS	74	55				
Assists per game	12.3	9.2				
TURNOVERS	65	73				
Turnovers per game	10.8	12.2				
Turnover margin	+1.3	-				
Assist/turnover ratio	1.1	0.8				
STEALS	39	37				
Steals per game	6.5	6.2				
BLOCKS	25	30				
Blocks per game	4.2	5.0				
ATTENDANCE	44909	19121				
Home games-Avg/Game	4-11227	2-9560				
Neutral site-Avg/Game	-	0-0				

Score by Periods	1st	2nd	Totals
Alabama	189	208	397
Opponents	173	233	406



2013-14 SEASON/CAREER STATS

2013-14 Alabama Basketball
Alabama Season/Career Statistics (as of Jan 25, 2014)
All games

SEASON STATISTICS

CAREER STATISTICS

SUMMARY	gp-gs	min/g	fg%	3fg%	ft%	r/g	a/g	stl	blk	pts/g	gp-gs	min/g	fg%	3fg%	ft%	r/g	a/g	stl	blk	pts/g
Releford, Trevor	18-17	34.3	.502	.396	.904	3.5	2.9	42	3	18.2	121-113	32.3	.483	.352	.817	3.1	2.9	236	11	13.4
Obasohan, Retin	17-15	32.6	.403	.275	.730	3.4	1.9	41	23	12.2	48-16	20.0	.391	.280	.742	2.1	1.1	68	31	6.9
Randolph, Levi	19-15	30.9	.429	.286	.683	4.2	1.6	14	2	9.6	88-82	29.2	.414	.301	.668	4.1	1.6	87	12	7.8
Jacobs, Nick	19-7	20.6	.497	.000	.600	3.4	0.4	4	11	8.6	87-26	20.3	.520	.000	.596	3.8	0.1	35	75	7.3
Cooper, Rodney	19-10	27.3	.370	.317	.757	4.6	1.9	12	10	7.8	85-58	24.2	.390	.302	.714	3.7	1.0	55	19	7.8
Hale, Shannon	18-8	18.4	.462	.362	.512	3.2	0.9	9	5	7.4	18-8	18.4	.462	.362	.512	3.2	0.9	9	5	7.4
Key, Algie	19-5	17.4	.424	.143	.689	2.5	1.5	14	4	4.6	19-5	17.4	.424	.143	.689	2.5	1.5	14	4	4.6
Engstrom, Carl	19-7	12.5	.571	.000	.636	2.7	0.5	2	12	2.1	72-11	9.0	.481	.000	.594	1.9	0.2	11	42	1.3
Taylor, Jimmie	19-11	14.8	.536	.000	.391	3.6	0.2	3	22	2.1	19-11	14.8	.536	.000	.391	3.6	0.2	3	22	2.1
Slaughter, Dakota	7-0	2.4	.667	.500	.000	0.6	0.1	1	0	1.4	18-0	3.3	.500	.333	.750	0.7	0.2	1	2	1.2
Wilson, Isiah	3-0	2.3	.000	.000	.500	1.3	0.3	2	0	0.3	10-0	1.5	.250	.000	.429	0.4	0.1	5	0	0.5

SCORING	fg-fga	fg%	3fg-fga	3fg%	ft-fa	ft%	pts	pts/g	fg-fga	fg%	3fg-fga	3fg%	ft-fa	ft%	pts	pts/g
Releford, Trevor	110-219	.502	42-106	.396	66-73	.904	328	18.2	561-1161	.483	130-369	.352	375-459	.817	1627	13.4
Obasohan, Retin	58-144	.403	11-40	.275	81-111	.730	208	12.2	95-243	.391	21-75	.280	118-159	.742	329	6.9
Randolph, Levi	63-147	.429	16-56	.286	41-60	.683	183	9.6	246-594	.414	63-209	.301	135-202	.668	690	7.8
Jacobs, Nick	71-143	.497	0-1	.000	21-35	.600	163	8.6	273-525	.520	0-1	.000	87-146	.596	633	7.3
Cooper, Rodney	50-135	.370	20-63	.317	28-37	.757	148	7.8	242-620	.390	80-265	.302	100-140	.714	664	7.8
Hale, Shannon	48-104	.462	17-47	.362	21-41	.512	134	7.4	48-104	.462	17-47	.362	21-41	.512	134	7.4
Key, Algie	28-66	.424	1-7	.143	31-45	.689	88	4.6	28-66	.424	1-7	.143	31-45	.689	88	4.6
Engstrom, Carl	16-28	.571	0-0	.000	7-11	.636	39	2.1	39-81	.481	0-0	.000	19-32	.594	97	1.3
Taylor, Jimmie	15-28	.536	0-0	.000	9-23	.391	39	2.1	15-28	.536	0-0	.000	9-23	.391	39	2.1
Slaughter, Dakota	4-6	.667	2-4	.500	0-0	.000	10	1.4	8-16	.500	3-9	.333	3-4	.750	22	1.2
Wilson, Isiah	0-2	.000	0-0	.000	1-2	.500	1	0.3	1-4	.250	0-1	.000	3-7	.429	5	0.5

TOTALS	o-reb	d-reb	t-reb	pf	fo	ast	to	a/to	o-reb	d-reb	t-reb	pf	fo	ast	to	a/to
Releford, Trevor	10	53	63	53	3	53	45	1.2	74	300	374	294	7	351	266	1.3
Obasohan, Retin	10	47	57	52	2	32	40	0.8	18	81	99	95	3	55	73	0.8
Randolph, Levi	29	50	79	43	1	31	32	1.0	126	234	360	179	3	145	110	1.3
Jacobs, Nick	19	46	65	32	1	7	21	0.3	120	207	327	166	3	13	93	0.1
Cooper, Rodney	23	64	87	50	1	36	28	1.3	117	201	318	188	2	85	113	0.8
Hale, Shannon	17	40	57	28	0	16	24	0.7	17	40	57	28	0	16	24	0.7
Key, Algie	14	33	47	36	0	29	13	2.2	14	33	47	36	0	29	13	2.2
Engstrom, Carl	18	34	52	36	2	9	14	0.6	51	89	140	95	5	16	39	0.4
Taylor, Jimmie	31	38	69	34	1	3	11	0.3	31	38	69	34	1	3	11	0.3
Slaughter, Dakota	1	3	4	1	0	1	0	0.0	5	7	12	7	0	3	3	1.0
Wilson, Isiah	0	4	4	0	0	1	0	0.0	0	4	4	1	0	1	0	0.0



2013-14 TEAM STATS

2013-14 Alabama Basketball
Alabama Overall Team Statistics (as of Jan 25, 2014)
All games

TEAM STATISTICS	UA	OPP
SCORING	1341	1273
Points per game	70.6	67.0
Scoring margin	+3.6	-
FIELD GOALS-ATT	463-1022	434-1043
Field goal pct	.453	.416
3 POINT FG-ATT	109-324	100-322
3-point FG pct	.336	.311
3-pt FG made per game	5.7	5.3
FREE THROWS-ATT	306-438	305-412
Free throw pct	.699	.740
F-Throws made per game	16.1	16.1
REBOUNDS	648	656
Rebounds per game	34.1	34.5
Rebounding margin	-0.4	-
ASSISTS	218	208
Assists per game	11.5	10.9
TURNOVERS	232	257
Turnovers per game	12.2	13.5
Turnover margin	+1.3	-
Assist/turnover ratio	0.9	0.8
STEALS	144	116
Steals per game	7.6	6.1
BLOCKS	92	71
Blocks per game	4.8	3.7
WINNING STREAK	1	-
Home win streak	1	-
ATTENDANCE	125135	59652
Home games-Avg/Game	12-10428	4-8109
Neutral site-Avg/Game	-	3-9072

Score by Periods	1st	2nd	OT	OT2	OT3	Totals
Alabama	607	712	6	10	6	1341
Opponents	562	687	6	10	8	1273

**2013-14 POINTS-REBOUNDS-ASSISTS**

2013-14 Alabama Basketball
Alabama Points-Rebounds-Assists (as of Jan 25, 2014)
All games

Opponent	Date	Score		00	04	10	11	12	15	20
				KEY,ALGIE	ENGSTROM,C	TAYLOR,JIM	HALE,SHANN	RELEFORD,T	JACOBS,NIC	RANDOLPH,L
vs Oklahoma	11/8/13	73-82	L	20-4-1	2-0-0	1-1-0	0-0-0	12-1-2	6-10-0	8-4-0
TEXAS TECH	11/14/13	76-64	W	2-3-1	0-0-0	4-6-0	0-1-0	29-5-0	9-2-0	10-2-3
STILLMAN	11/18/13	102-65	W	12-2-5	11-8-2	4-3-0	4-3-1	12-0-0	13-5-0	17-4-2
GEORGIA STATE	11/19/13	75-58	W	7-2-1	5-3-1	2-5-0	8-7-1	19-6-2	0-1-0	10-6-1
vs Duke	11/27/13	64-74	L	11-3-1	0-0-0	2-4-0	0-2-1	11-2-2	18-7-0	7-6-3
vs Drexel	11/29/13	83-85	L	10-3-2	2-1-0	0-3-0	0-1-0	21-8-4	23-8-0	6-10-1
NORTH FLORIDA	12/4/13	76-48	W	6-4-4	0-5-1	12-9-0	6-1-0	10-4-5	13-5-0	20-5-2
at USF	12/7/13	64-66	L	0-0-2	0-5-0	0-3-0	3-2-0	17-5-3	10-5-2	12-5-2
CHARLESTON SOUTHERN	12/14/13	59-45	W	4-4-1	2-0-0	4-3-0	3-3-2	DNP	7-2-0	1-2-1
WICHITA STATE	12/17/13	67-72	L	6-2-0	0-1-0	2-5-1	DNP	22-3-6	8-4-0	7-3-1
XAVIER	12/21/13	74-77	L	2-3-0	3-4-1	0-1-0	14-1-2	17-5-3	8-2-2	13-4-1
at UCLA	12/28/13	67-75	L	2-1-1	0-1-1	2-6-0	9-9-0	34-2-1	6-1-0	12-3-3
ROBERT MORRIS	1/4/14	64-56	W	0-0-0	8-5-1	0-0-0	7-5-1	18-3-2	4-2-0	6-4-1
VANDERBILT	1/7/14	68-63	W	1-1-1	0-4-1	0-1-0	15-3-1	16-1-6	8-3-0	11-4-4
at Georgia	1/11/14	58-66	L	2-3-0	0-2-0	0-0-0	14-5-0	17-3-3	4-1-0	2-4-1
MISSISSIPPI STATE	1/15/13	80-61	W	0-1-1	2-3-1	0-3-1	12-3-1	28-4-4	8-2-1	6-4-2
at Missouri	1/18/14	47-68	L	0-1-1	0-1-0	2-8-1	12-5-0	10-5-2	0-0-0	10-4-1
FLORIDA	1/23/14	62-68	L	2-7-3	2-5-0	2-4-0	10-4-0	14-3-4	12-1-1	11-4-1
LSU	1/25/14	82-80	W	1-3-4	2-4-0	2-4-0	17-2-6	21-3-4	6-4-1	14-1-1

Opponent	Date	Score		21	32	33	35
				COOPER,ROD	OBASOHAN,R	WILSON,ISI	SLAUGHTER,
vs Oklahoma	11/8/13	73-82	L	10-10-0	14-3-1	DNP	DNP
TEXAS TECH	11/14/13	76-64	W	7-7-1	15-4-4	DNP	0-0-0
STILLMAN	11/18/13	102-65	W	6-7-3	15-3-3	1-1-0	7-3-1
GEORGIA STATE	11/19/13	75-58	W	6-3-2	18-4-2	DNP	DNP
vs Duke	11/27/13	64-74	L	7-6-3	8-1-2	DNP	DNP
vs Drexel	11/29/13	83-85	L	3-4-3	18-3-5	DNP	DNP
NORTH FLORIDA	12/4/13	76-48	W	2-2-2	7-6-4	0-2-0	DNP
at USF	12/7/13	64-66	L	2-2-0	20-1-0	DNP	DNP
CHARLESTON SOUTHERN	12/14/13	59-45	W	16-7-3	22-9-1	DNP	DNP
WICHITA STATE	12/17/13	67-72	L	14-1-2	8-3-2	DNP	DNP
XAVIER	12/21/13	74-77	L	9-8-1	8-2-2	DNP	DNP
at UCLA	12/28/13	67-75	L	0-1-0	2-1-1	DNP	0-0-0
ROBERT MORRIS	1/4/14	64-56	W	9-2-4	12-7-2	DNP	DNP
VANDERBILT	1/7/14	68-63	W	2-2-0	15-4-0	DNP	DNP
at Georgia	1/11/14	58-66	L	15-6-3	4-1-0	DNP	0-0-0
MISSISSIPPI STATE	1/15/13	80-61	W	10-4-3	11-4-2	0-1-1	3-0-0
at Missouri	1/18/14	47-68	L	2-4-3	11-1-1	DNP	0-1-0
FLORIDA	1/23/14	62-68	L	9-5-1	DNP	DNP	0-0-0
LSU	1/25/14	82-80	W	19-6-2	DNP	DNP	DNP

**2013-14 ALABAMA TEAM GAME HIGHS**

2013-14 Alabama Basketball
Alabama Team High/Low Analysis (as of Jan 25, 2014)
All games

Alabama - TEAM GAME HIGHS

POINTS	102	STILLMAN (11/18/13)
	83	vs Drexel (11/29/13)
	82	LSU (1/25/14)
	80	MISSISSIPPI STATE (1/15/13)
	76	NORTH FLORIDA (12/4/13)
	76	TEXAS TECH (11/14/13)
FIELD GOALS MADE	37	STILLMAN (11/18/13)
	30	MISSISSIPPI STATE (1/15/13)
FIELD GOAL ATTEMPTS	64	vs Drexel (11/29/13)
	63	STILLMAN (11/18/13)
FIELD GOAL PERCENTAGE	.587 (37-63)	STILLMAN (11/18/13)
	.549 (28-51)	TEXAS TECH (11/14/13)
3 PT FIELD GOALS MADE	10	MISSISSIPPI STATE (1/15/13)
	9	at UCLA (12/28/13)
	9	NORTH FLORIDA (12/4/13)
3 PT FG ATTEMPTS	25	MISSISSIPPI STATE (1/15/13)
	22	at UCLA (12/28/13)
3 PT FG PERCENTAGE	.500 (8-16)	LSU (1/25/14)
	.474 (9-19)	NORTH FLORIDA (12/4/13)
FREE THROWS MADE	25	vs Drexel (11/29/13)
	23	CHARLESTON SOUTHERN (12/14/13)
	23	STILLMAN (11/18/13)
FREE THROW ATTEMPTS	37	vs Drexel (11/29/13)
	32	CHARLESTON SOUTHERN (12/14/13)
FREE THROW PERCENTAGE	.875 (14-16)	at USF (12/7/13)
	.824 (14-17)	TEXAS TECH (11/14/13)
REBOUNDS	45	NORTH FLORIDA (12/4/13)
	44	vs Drexel (11/29/13)
ASSISTS	18	LSU (1/25/14)
	18	NORTH FLORIDA (12/4/13)
STEALS	12	ROBERT MORRIS (1/4/14)
	10	at UCLA (12/28/13)
	10	CHARLESTON SOUTHERN (12/14/13)
	10	NORTH FLORIDA (12/4/13)
	10	GEORGIA STATE (11/19/13)
BLOCKED SHOTS	7	at USF (12/7/13)
	7	NORTH FLORIDA (12/4/13)
TURNOVERS	17	vs Drexel (11/29/13)
	17	TEXAS TECH (11/14/13)
FOULS	29	at Georgia (1/11/14)
	27	vs Drexel (11/29/13)
	27	vs Duke (11/27/13)



2013-14 OPPONENT TEAM GAME HIGHS

2013-14 Alabama Basketball
Alabama High/Low Analysis (as of Jan 25, 2014)
All games

Opponent - GAME HIGHS

POINTS	85	vs Drexel (11/29/13)
	82	vs Oklahoma (11/8/13)
	80	LSU (1/25/14)
	77	XAVIER (12/21/13)
	75	at UCLA (12/28/13)
FIELD GOALS MADE	29	LSU (1/25/14)
	29	vs Drexel (11/29/13)
FIELD GOAL ATTEMPTS	67	vs Drexel (11/29/13)
	67	STILLMAN (11/18/13)
FIELD GOAL PERCENTAGE	.477 (21-44)	ROBERT MORRIS (1/4/14)
	.475 (28-59)	at UCLA (12/28/13)
	.475 (28-59)	TEXAS TECH (11/14/13)
3 PT FIELD GOALS MADE	13	STILLMAN (11/18/13)
	10	FLORIDA (1/23/14)
3 PT FG ATTEMPTS	41	STILLMAN (11/18/13)
	28	FLORIDA (1/23/14)
3 PT FG PERCENTAGE	.462 (6-13)	VANDERBILT (1/7/14)
	.438 (7-16)	LSU (1/25/14)
FREE THROWS MADE	31	at Georgia (1/11/14)
	25	at Missouri (1/18/14)
	25	WICHITA STATE (12/17/13)
	25	vs Drexel (11/29/13)
FREE THROW ATTEMPTS	44	at Georgia (1/11/14)
	34	at Missouri (1/18/14)
FREE THROW PERCENTAGE	.926 (25-27)	WICHITA STATE (12/17/13)
	.882 (15-17)	VANDERBILT (1/7/14)
REBOUNDS	43	vs Drexel (11/29/13)
	42	FLORIDA (1/23/14)
ASSISTS	18	at UCLA (12/28/13)
	16	vs Oklahoma (11/8/13)
STEALS	10	vs Duke (11/27/13)
	9	at Missouri (1/18/14)
	9	ROBERT MORRIS (1/4/14)
	9	at UCLA (12/28/13)
BLOCKED SHOTS	10	at Georgia (1/11/14)
	8	LSU (1/25/14)
TURNOVERS	22	STILLMAN (11/18/13)
	19	ROBERT MORRIS (1/4/14)
	19	vs Duke (11/27/13)
FOULS	29	vs Drexel (11/29/13)
	26	XAVIER (12/21/13)

**2013-14 ALABAMA TEAM GAME LOWS**

2013-14 Alabama Basketball
Alabama High/Low Analysis (as of Jan 25, 2014)
All games

Alabama - GAME LOWS

POINTS	47	at Missouri (1/18/14)
	58	at Georgia (1/11/14)
	59	CHARLESTON SOUTHERN (12/14/13)
	62	FLORIDA (1/23/14)
	64	vs Duke (11/27/13)
	64	at USF (12/7/13)
	64	ROBERT MORRIS (1/4/14)
FIELD GOALS MADE	14	at Missouri (1/18/14)
	15	CHARLESTON SOUTHERN (12/14/13)
FIELD GOAL ATTEMPTS	43	CHARLESTON SOUTHERN (12/14/13)
	44	ROBERT MORRIS (1/4/14)
FIELD GOAL PERCENTAGE	.292 (14-48)	at Missouri (1/18/14)
	.349 (15-43)	CHARLESTON SOUTHERN (12/14/13)
3 PT FIELD GOALS MADE	2	vs Duke (11/27/13)
	2	FLORIDA (1/23/14)
3 PT FG ATTEMPTS	12	vs Duke (11/27/13)
	12	FLORIDA (1/23/14)
3 PT FG PERCENTAGE	.167 (2-12)	vs Duke (11/27/13)
	.167 (2-12)	FLORIDA (1/23/14)
FREE THROWS MADE	10	MISSISSIPPI STATE (1/15/13)
	11	ROBERT MORRIS (1/4/14)
FREE THROW ATTEMPTS	16	at USF (12/7/13)
	16	MISSISSIPPI STATE (1/15/13)
FREE THROW PERCENTAGE	.524 (11-21)	ROBERT MORRIS (1/4/14)
	.600 (15-25)	NORTH FLORIDA (12/4/13)
REBOUNDS	25	VANDERBILT (1/7/14)
	26	WICHITA STATE (12/17/13)
	26	at UCLA (12/28/13)
ASSISTS	4	vs Oklahoma (11/8/13)
	7	at UCLA (12/28/13)
	7	at Georgia (1/11/14)
STEALS	2	WICHITA STATE (12/17/13)
	2	at Missouri (1/18/14)
BLOCKED SHOTS	2	vs Oklahoma (11/8/13)
	2	VANDERBILT (1/7/14)
TURNOVERS	7	at USF (12/7/13)
	7	FLORIDA (1/23/14)
FOULS	9	TEXAS TECH (11/14/13)
	12	ROBERT MORRIS (1/4/14)



2013-14 OPPONENT TEAM GAME LOWS

2013-14 Alabama Basketball
Alabama High/Low Analysis (as of Jan 25, 2014)
All games

Opponent - GAME LOWS

POINTS	45	CHARLESTON SOUTHERN (12/14/13)
	48	NORTH FLORIDA (12/4/13)
	56	ROBERT MORRIS (1/4/14)
	58	GEORGIA STATE (11/19/13)
	61	MISSISSIPPI STATE (1/15/13)
FIELD GOALS MADE	14	CHARLESTON SOUTHERN (12/14/13)
	15	at Georgia (1/11/14)
FIELD GOAL ATTEMPTS	43	CHARLESTON SOUTHERN (12/14/13)
	44	ROBERT MORRIS (1/4/14)
FIELD GOAL PERCENTAGE	.316 (18-57)	NORTH FLORIDA (12/4/13)
	.326 (14-43)	CHARLESTON SOUTHERN (12/14/13)
3 PT FIELD GOALS MADE	2	vs Drexel (11/29/13)
	3	at USF (12/7/13)
	3	WICHITA STATE (12/17/13)
	3	at UCLA (12/28/13)
	3	MISSISSIPPI STATE (1/15/13)
	3	at Missouri (1/18/14)
3 PT FG ATTEMPTS	9	at UCLA (12/28/13)
	10	MISSISSIPPI STATE (1/15/13)
	10	at Missouri (1/18/14)
3 PT FG PERCENTAGE	.118 (2-17)	vs Drexel (11/29/13)
	.200 (4-20)	TEXAS TECH (11/14/13)
FREE THROWS MADE	4	TEXAS TECH (11/14/13)
	4	STILLMAN (11/18/13)
FREE THROW ATTEMPTS	8	TEXAS TECH (11/14/13)
	9	STILLMAN (11/18/13)
FREE THROW PERCENTAGE	.438 (7-16)	NORTH FLORIDA (12/4/13)
	.444 (4-9)	STILLMAN (11/18/13)
REBOUNDS	23	ROBERT MORRIS (1/4/14)
	24	GEORGIA STATE (11/19/13)
ASSISTS	4	CHARLESTON SOUTHERN (12/14/13)
	4	at Missouri (1/18/14)
STEALS	2	at USF (12/7/13)
	3	STILLMAN (11/18/13)
	3	CHARLESTON SOUTHERN (12/14/13)
	3	MISSISSIPPI STATE (1/15/13)
	3	FLORIDA (1/23/14)
BLOCKED SHOTS	1	vs Duke (11/27/13)
	2	NORTH FLORIDA (12/4/13)
	2	CHARLESTON SOUTHERN (12/14/13)
	2	WICHITA STATE (12/17/13)
	2	ROBERT MORRIS (1/4/14)
	2	MISSISSIPPI STATE (1/15/13)
TURNOVERS	6	XAVIER (12/21/13)
	7	at Missouri (1/18/14)
FOULS	14	at USF (12/7/13)
	15	TEXAS TECH (11/14/13)
	15	at UCLA (12/28/13)

**2013-14 ALABAMA INDIVIDUAL HIGHS**

2013-14 Alabama Basketball
Alabama Player High/Low Analysis (as of Jan 25, 2014)
All games

Alabama - INDIVIDUAL GAME HIGHS

Points	34		Releford, Trevor at UCLA (12/28/13)
	29		Releford, Trevor vs Texas Tech (11/14/13)
	28		Releford, Trevor vs Mississippi State (1/15/13)
	23		Jacobs, Nick vs Drexel (11/29/13)
	22		Releford, Trevor vs Wichita State (12/17/13)
	22		Obasohan, Retin vs Charleston Southern (12/14/13)
Field Goals Made	11		Releford, Trevor at UCLA (12/28/13)
	11		Jacobs, Nick vs Drexel (11/29/13)
	11		Releford, Trevor vs Texas Tech (11/14/13)
Field Goal Att.	19		Releford, Trevor vs Drexel (11/29/13)
	16		Releford, Trevor at Missouri (1/18/14)
FG Pct (min 5 made)	.875	(7-8)	Key, Algie vs Oklahoma (11/8/13)
	.833	(5-6)	Engstrom, Carl vs Stillman (11/18/13)
3-Point FG Made	6		Releford, Trevor vs Mississippi State (1/15/13)
	6		Releford, Trevor at UCLA (12/28/13)
3-Point FG Att.	9		Releford, Trevor vs Mississippi State (1/15/13)
	9		Releford, Trevor at UCLA (12/28/13)
	9		Releford, Trevor vs Drexel (11/29/13)
3-Pt FG Pct (min 2 made)	1.000	(2-2)	Hale, Shannon vs North Florida (12/4/13)
	.800	(4-5)	Cooper, Rodney vs LSU (1/25/14)
Free Throws Made	13		Obasohan, Retin vs Charleston Southern (12/14/13)
	12		Obasohan, Retin vs Drexel (11/29/13)
Free Throw Att.	15		Obasohan, Retin vs Drexel (11/29/13)
	14		Obasohan, Retin vs Charleston Southern (12/14/13)
FT Pct (min 3 made)	1.000	(8-8)	Releford, Trevor vs LSU (1/25/14)
	1.000	(8-8)	Releford, Trevor vs Vanderbilt (1/7/14)
	1.000	(7-7)	Releford, Trevor vs Duke (11/27/13)
	1.000	(6-6)	Releford, Trevor at UCLA (12/28/13)
	1.000	(5-5)	Obasohan, Retin vs Texas Tech (11/14/13)
	1.000	(5-5)	Randolph, Levi vs Texas Tech (11/14/13)
	1.000	(4-4)	Releford, Trevor vs Robert Morris (1/4/14)
	1.000	(4-4)	Releford, Trevor vs Georgia State (11/19/13)
	1.000	(4-4)	Cooper, Rodney vs Stillman (11/18/13)
	1.000	(3-3)	Jacobs, Nick vs North Florida (12/4/13)
	1.000	(3-3)	Releford, Trevor vs Stillman (11/18/13)
Rebounds	10		Randolph, Levi vs Drexel (11/29/13)
	10		Jacobs, Nick vs Oklahoma (11/8/13)
	10		Cooper, Rodney vs Oklahoma (11/8/13)
Assists	6		Hale, Shannon vs LSU (1/25/14)
	6		Releford, Trevor vs Vanderbilt (1/7/14)
	6		Releford, Trevor vs Wichita State (12/17/13)
Steals	6		Releford, Trevor vs Robert Morris (1/4/14)
	6		Obasohan, Retin vs Charleston Southern (12/14/13)
Blocked Shots	4		Obasohan, Retin vs Mississippi State (1/15/13)
	4		Taylor, Jimmie vs Texas Tech (11/14/13)
Turnovers	6		Releford, Trevor vs Drexel (11/29/13)
	6		Releford, Trevor vs Georgia State (11/19/13)
Fouls	5		Releford, Trevor at Missouri (1/18/14)
	5		Taylor, Jimmie vs Mississippi State (1/15/13)
	5		Obasohan, Retin at Georgia (1/11/14)
	5		Releford, Trevor at Georgia (1/11/14)
	5		Engstrom, Carl vs Xavier (12/21/13)
	5		Releford, Trevor at USF (12/7/13)
	5		Engstrom, Carl vs North Florida (12/4/13)
	5		Cooper, Rodney vs Drexel (11/29/13)
	5		Jacobs, Nick vs Drexel (11/29/13)
	5		Randolph, Levi vs Drexel (11/29/13)
	5		Obasohan, Retin vs Oklahoma (11/8/13)



2013-14 OPPONENT INDIVIDUAL HIGHS

2013-14 Alabama Basketball
Alabama Opponent High/Low Analysis (as of Jan 25, 2014)
All games

OPPONENT INDIVIDUAL GAME HIGHS

Points	27		Parker, Jabari vs Duke (11/27/13)
	26		Early, Cleanthony vs Wichita State (12/17/13)
	24		BROWN, Jabari at Missouri (1/18/14)
	22		Mann, Charles at Georgia (1/11/14)
	22		Gaines, Kenny at Georgia (1/11/14)
Field Goals Made	9		Parker, Jabari vs Duke (11/27/13)
	7		BROWN, Jabari at Missouri (1/18/14)
	7		Gavin Ware vs Mississippi State (1/15/13)
	7		Gaines, Kenny at Georgia (1/11/14)
	7		STAINBROOK, Matt vs Xavier (12/21/13)
	7		Early, Cleanthony vs Wichita State (12/17/13)
	7		Fouch, Chris vs Drexel (11/29/13)
	7		Allen, Tavon vs Drexel (11/29/13)
	7		Richardson, Rashaad vs Georgia State (11/19/13)
	7		Tolbert, Jordan vs Texas Tech (11/14/13)
	7		Spangler, Ryan vs Oklahoma (11/8/13)
	7		Hield, Buddy vs Oklahoma (11/8/13)
Field Goal Att.	21		Fouch, Chris vs Drexel (11/29/13)
	20		Allen, Tavon vs Drexel (11/29/13)
FG Pct (min 5 made)	.875	(7-8)	Gavin Ware vs Mississippi State (1/15/13)
	.857	(6-7)	Parker, Tony at UCLA (12/28/13)
3-Point FG Made	5		Frazier, Michael vs Florida (1/23/14)
	5		ODOM, Rod vs Vanderbilt (1/7/14)
	5		Bryant, Daniel vs Stillman (11/18/13)
3-Point FG Att.	15		Bryant, Daniel vs Stillman (11/18/13)
	13		Frazier, Michael vs Florida (1/23/14)
3-Pt FG Pct (min 2 made)	.750	(3-4)	ANDERSON, Karvel vs Robert Morris (1/4/14)
	.750	(3-4)	Cook, Quinn vs Duke (11/27/13)
Free Throws Made	13		Mann, Charles at Georgia (1/11/14)
	11		Early, Cleanthony vs Wichita State (12/17/13)
Free Throw Att.	17		Mann, Charles at Georgia (1/11/14)
	12		ROSS, Earnest at Missouri (1/18/14)
	12		PHILMORE, Isaiah vs Xavier (12/21/13)
FT Pct (min 3 made)	1.000	(11-11)	Early, Cleanthony vs Wichita State (12/17/13)
	1.000	(6-6)	Massenat, Frantz vs Drexel (11/29/13)
	1.000	(4-4)	Wilbekin, Scottie vs Florida (1/23/14)
	1.000	(4-4)	FULLER, Kyle vs Vanderbilt (1/7/14)
	1.000	(4-4)	DAVIS, Myles vs Xavier (12/21/13)
	1.000	(4-4)	Thornton, Tyler vs Duke (11/27/13)
	1.000	(3-3)	Frazier, Michael vs Florida (1/23/14)
	1.000	(3-3)	Tyson Cunningham vs Mississippi State (1/15/13)
	1.000	(3-3)	DAVIS, Dee vs Xavier (12/21/13)
	1.000	(3-3)	Carter, Darius vs Wichita State (12/17/13)
Rebounds	15		GOMBWER, Paul vs Charleston Southern (12/14/13)
	14		WILLIAMS, Johnathan at Missouri (1/18/14)
	14		PERRY, Chris at USF (12/7/13)
Assists	9		COLLINS, Anthony at USF (12/7/13)
	7		Anderson, Kyle at UCLA (12/28/13)
	7		Woodard, Jordan vs Oklahoma (11/8/13)
Steals	5		CLARKSON, Jordan at Missouri (1/18/14)
	5		Thornton, Tyler vs Duke (11/27/13)
Blocked Shots	5		Thornton, Marcus at Georgia (1/11/14)
	3		Prather, Casey vs Florida (1/23/14)
	3		EGBUNU, John at USF (12/7/13)
	3		Williams, Rodney vs Drexel (11/29/13)
	3		Washington, Curtis vs Georgia State (11/19/13)
	3		Tolbert, Jordan vs Texas Tech (11/14/13)
	3		Clark, Cameron vs Oklahoma (11/8/13)
Turnovers	5		Craig Sword vs Mississippi State (1/15/13)
	5		ODOM, Rod vs Vanderbilt (1/7/14)
	5		WORTHEM, Jeremiah vs Robert Morris (1/4/14)
	5		NIMLEY, Saah vs Charleston Southern (12/14/13)
	5		Parker, Jabari vs Duke (11/27/13)
	5		Madison, Markeith vs Stillman (11/18/13)
Fouls	5		ROSBURG, Ryan at Missouri (1/18/14)
	5		CRISWELL, Tony at Missouri (1/18/14)
	5		SIKAM, James vs Vanderbilt (1/7/14)
	5		JONES, Lucky vs Robert Morris (1/4/14)
	5		BOWEN, Cedrick vs Charleston Southern (12/14/13)
	5		BANKS, Romelo vs North Florida (12/4/13)
	5		Williams, Rodney vs Drexel (11/29/13)
	5		Massenat, Frantz vs Drexel (11/29/13)
	5		Abif, Kazembe vs Drexel (11/29/13)
	5		Ruffin, Dartaye vs Drexel (11/29/13)
	5		Hairston, Josh vs Duke (11/27/13)



2013-14 RADIO/TV CHART



0
6-4 • 195 • Jr. Guard
ALGIE KEY
Decatur, Ga. (Barton CC)



2
6-2 • 190 • Jr. Guard
RICKY TARRANT
Pleasant Grove, Ala. (Tulane)



3
6-9 • 215 • So. Forward
MICHAEL KESSENS
Nyon, Switzerland (Longwood)



4
7-1 • 265 • R-Jr. Center
CARL ENGSTROM
Ystad, Sweden
(Sydskaanska Gymnasiet)



10
6-10 • 240 • Fr. Forward
JIMMIE TAYLOR
Greenwood, Ala.
(Greenwood HS)



11
6-8 • 220 • Fr. Forward
SHANNON HALE
Johnson City, Tenn.
(Christ School)



12
6-0 • 190 • Sr. Guard
TREVOR RELEFORD
Kansas City, Mo. (Bishop Miege)



15
6-8 • 245 • Jr. Forward
NICK JACOBS
Atlanta, Ga. (South Atlanta)



20
6-5 • 205 • Jr. Guard
LEVI RANDOLPH
Madison, Ala. (Bob Jones)



21
6-6 • 215 • Jr. Guard
RODNEY COOPER
Hurtsboro, Ala. (Russell County)



32
6-1 • 205 • R-So. Guard
RETIN OBASOHAN
Antwerp, Belgium (Leuven)



33
6-3 • 185 • Sr. Guard
ISIAH WILSON
Troy, Ala. (Charles Henderson)




35
6-6 • 215 • Jr. Guard
DAKOTA SLAUGHTER
Fishers, Ind. (Fishers)




ANTHONY GRANT
Head Coach Fifth Season
DAYTON, 1987



JOHN BRANNEN
Assoc. Head Coach Fifth Season
MARSHALL, 1997



ANTOINE PETTWAY
Asst. Coach Sixth Season
ALABAMA, 2004



TONY PUJOL
Asst. Coach Fifth Season
STERLING, 1989



SEAN DWYER
Special Asst. to Head Coach Third Season
MICHIGAN STATE, 2009