

2013

# RAZORBACK FOOTBALL



#NEVERYIELD

## GAME NINE

**ARKANSAS vs Auburn**

**5 p.m. - ESPN2**

**NOVEMBER 2, 2013**

**DONALD W. REYNOLDS**

**RAZORBACK STADIUM**

**(72,000)**



**ARKANSAS 3-5 (0-4 SEC)**

**AUBURN 7-1 (3-1 SEC)**

## 2013 ARKANSAS SCHEDULE/RESULTS

|       |                         |           |
|-------|-------------------------|-----------|
| 8.31  | LOUISIANA (FSN)         | W, 34-14  |
| 9.07  | SAMFORD^ (PPV)          | W, 31-21  |
| 9.14  | SO. MISS (SEC)          | W, 24-3   |
| 9.21  | @ Rutgers (ESPN)        | L, 24-28  |
| 9.28  | #10 TEXAS A&M* (ESPN2)  | L, 33-45  |
| 10.05 | @ #18 Florida*          | L, 10-30  |
| 10.12 | #14 S. CAROLINA* (SEC)  | L, 7-52   |
| 10.19 | @ #1 Alabama* (ESPN)    | L, 0-52   |
| 11.02 | #8 AUBURN* (ESPN2)      | 5 p.m.    |
| 11.09 | @ Ole Miss*             | TBD       |
| 11.23 | MISS STATE*^            | TBD       |
| 11.29 | @ LSU* (CBS)            | 1:30 p.m. |
| 12.07 | SEC CHAMPIONSHIP!       |           |
| 1.06  | BCS NAT'L CHAMPIONSHIP% |           |

### HOME GAMES IN BOLD

^ - GAME IN LITTLE ROCK

\* - CONFERENCE GAME

! - GAME PLAYED IN ATLANTA, GA

% - GAME PLAYED IN PASADENA, CA

### ARKANSAS HOSTS AUBURN ON SENIOR DAY

▶ The Razorbacks return to action following their first bye week of 2013 by hosting Auburn. This week's game is the last on-campus contest for Arkansas this season and will serve as Senior Day.

▶ Arkansas is playing its fifth straight ranked opponent, which is the longest stretch in school history and tied for the longest in the SEC since 1992. LSU in 2012 and between 2001-02 is the only other SEC team to play five straight ranked opponents since 1992. The previous Arkansas high for consecutive games against ranked opponents was four in 2008.

▶ Head coach Bret Bielema is 15-5 (.750) in his career in November.

▶ Including season openers, midweek games, bye weeks and bowl games, head coach Bret Bielema is 16-6 (.727) with more than one week to prepare for an opponent.

▶ Head coach Bret Bielema is 47-7 (.870) at home in his career.

▶ Arkansas leads the SEC and is 16th in the country with an average of 4.25 penalties per game, with 13 pre-snap penalties so far in 2013. Through eight games last year, the Razorbacks had been flagged 46 times with 27 penalties before the snap.

▶ Arkansas has allowed just 6.0 sacks through the first eight games, which is the lowest total in the SEC and tied for the 7th-lowest in the country and 4th-lowest total among teams that have played eight games.

▶ Arkansas' +14 sack differential is the highest in the SEC and tied for 11th-highest differential in the NCAA.

▶ Arkansas' remaining schedule is the 12th-toughest in the NCAA as the Razorbacks' four remaining opponents have a .679 winning percentage this season, and Arkansas' cumulative opponent winning percentage of .629 also ranks as the 12th-highest in the country.

▶ Arkansas will recognize 20 student-athletes playing their final game in Fayetteville on Saturday. Being recognized before the game are Robert Atiga, Eric Bennett, Brian Buehner, Ray Gervasi, Javontee Herndon, Zach Hocker, Price Holmes, Julian Horton, David Hurd, Austin Jones, Byran Jones, Jarrett Lake, Morgan Linton, Jerry Mitchell, Kiero Small, Chris Smith, Travis Swanson, Austin Tate, Brad Taylor and Robert Thomas.

▶ Head coach Bret Bielema coached his 100th game on Oct. 19 at Alabama. He won 71 of his first 100 games. Below are some notable coaches and their win totals through 100 career FBS games.

| <b>Coach (Schools)</b>                                 | <b>Wins</b> |
|--|-------------|
| Joe Paterno (Penn State)                               | 84          |
| Tom Osborne (Nebraska)                                 | 76          |
| Steve Spurrier (Duke, Florida)                         | 73          |
| Frank Broyles (Missouri, Arkansas)                     | 72          |
| <b>BRET BIELEMA (WISCONSIN, ARKANSAS)</b>              | <b>71</b>   |
| Woody Hayes (Miami (Ohio), Ohio State)                 | 71          |
| John McKay (Southern California)                       | 71          |
| Les Miles (Oklahoma State, LSU)                        | 69          |
| Brian Kelly (Central Michigan, Cincinnati, Notre Dame) | 69          |
| Vince Dooley (Georgia)                                 | 67          |
| Bear Bryant (Maryland, Kentucky, Texas A&M)            | 66          |
| Nick Saban (Toledo, Michigan State, LSU)               | 65          |
| Bobby Bowden (West Virginia, Florida State)            | 63          |

**CONTACTS: ZACK HIGBEE, DEREK SATTERFIELD, CHAD CRUNK - (479) 575-2751**



## Athletic Communications (schedule subject to change)

### Coach Bielema Media Opportunities

#### **Monday Press Conference**

Head coach Bret Bielema is available to the media on Monday afternoons at a press conference in the press conference room of the Fred W. Smith Football Center. Media may access the press conference room beginning at 11:30 a.m. by entering the Fred W. Smith Football Center through the lobby and will be directed to the press conference room by a member of the Communications Office. Coach Bielema's press conference will be streamed live and available for replay on RazorVision.

#### **SEC Teleconference**

Coach Bielema will participate in the SEC's teleconference of football coaches. The teleconferences will be conducted each Wednesday from Aug. 28 to Nov. 27 from 10 a.m.-Noon CT. Coach Bielema's scheduled time is 11 a.m.-11:10 a.m. CT. For more information on the teleconference contact the SEC Media Relations Office at (205) 458-3000.

#### **On The Air With Bret Bielema**

Coach Bielema's radio show airs live from the Catfish Hole on game week Wednesdays from 7-8 p.m.

#### **Thursday Post Practice**

Coach Bielema is available to the media on Thursday afternoons following practice.

### Coach Chaney Media Opportunities

#### **Tuesday Post Practice**

Offensive Coordinator Jim Chaney is available to the media on Tuesday afternoons following practice.

### Coach Ash Media Opportunities

#### **Wednesday Post Practice**

Defensive Coordinator Chris Ash is available to the media on Wednesday afternoons following practice.

### Arkansas Student-Athlete And Assistant Coach Media Opportunities

Requested assistant coaches are available to the media on Sunday afternoons. All requests must be submitted via email to Assistant Communications Director Derek Satterfield (dsatterf@uark.edu) no later than 2 p.m. on Sunday.

All requests for post-practice student-athlete and assistant coach interviews must be submitted via email to Assistant Communications Director Derek Satterfield (dsatterf@uark.edu) before 9 a.m. on the day of the requested interview. Student-athletes who are not on the day's request list will not be available to the media. Members of the offense are available each Tuesday after practice, and members of the defense are available each Wednesday.

### Television

This week's game will be aired nationally on ESPN2. Joe Tessitore (play-by-play), Matt Millen (analyst) and Maria Taylor (sideline) will call the game.

### Radio

The Razorback Sports Network team of Chuck Barrett (play-by-play), Keith Jackson (color) and Quinn Grovey (sideline) will broadcast the game. The pre-game show begins three hours before kickoff. There also is a 60-minute show following the conclusion of the game.

### Satellite Radio

Arkansas football can be heard on Sirius/XM Radio. Channels are 112 (Sirius) and 201 (XM).

### Credentials

Accredited media members and pro scouts may apply for credentials at [www.sportssystem.com/Arkansas](http://www.sportssystem.com/Arkansas). The site will accept requests for Fayetteville and Little Rock games only. You will be contacted via e-mail when your credential application has been reviewed and approved or denied.

### FTP

For information on how to utilize UA's FTP service contact Blair Cartwright (jcartwr@uark.edu) or Matt Wolfe (mawolfe@uark.edu).

# AUBURN GAME WEEK

| SUNDAY                | 27 | MONDAY  | 28 | TUESDAY  | 29 | WEDNESDAY  | 30 | THURSDAY   | 31 | FRIDAY                | 1 | SATURDAY  | 2 |
|-----------------------|----|---|----|--|----|--|----|--|----|-----------------------|---|---|---|
| No Media Availability |    | <b>Press Conference</b><br>Noon<br>Coach Bielema in Fred W. Smith Football Center press conference room |    | <b>Practice</b><br>Practice is Closed<br><br>Coach Chaney, offensive coaches and student-athletes available after practice (approx. 6:45 p.m.) |    | <b>SEC Teleconference</b><br>10 a.m.-Noon<br>Coach Bielema 11-11:10<br><br><b>Practice</b><br>Practice is Closed<br><br>Coach Ash, defensive coaches and student-athletes available after practice (approx. 6:30 p.m.)<br><br><b>Radio Show</b><br>On The Air With Bret Bielema 7-8 p.m. |    | <b>Practice</b><br>Practice is Closed<br><br>Coach Bielema available after practice (approx. 6 p.m.) |    | No Media Availability |   | <b>Game #9</b><br>vs. Auburn<br>Kickoff - 5 p.m.<br>TV - ESPN2<br><br><b>Post Game</b><br>Coach Bielema available following the game in the interview room with student-athletes to follow. |   |



**RANKING AMONG THE BEST IN THE NATION**

| Category                             | Stat   | SEC Rank | NCAA Rank |
|--------------------------------------|--------|----------|-----------|
| Zach Hocker (Field Goal Percentage)  | 88.9   | 2        | 23        |
| Sam Irwin-Hill (Yards/Punt)          | 43.8   | 3        | 16        |
| Chris Smith (Total Sacks)            | 6.0    | 3        | 18        |
| Alex Collins (Total Rush Yards)      | 797    | 3        | 22        |
| Alex Collins (Rush Yards/Game)       | 99.6   | 3        | 26        |
| Trey Flowers (Total Forced Fumbles)  | 2      | 3        | 29        |
| Trey Flowers (Forced Fumbles/Game)   | 0.29   | 3        | 32        |
| Trey Flowers (Total TFLs)            | 8.5    | 3        | 44        |
| Chris Smith (Sack Yards)             | 51     | 4        | 14        |
| Chris Smith (TFL Yards)              | 55     | 4        | 19        |
| Trey Flowers (TFLs/Game)             | 1.2    | 4        | 39        |
| Chris Smith (Total TFLs)             | 8.0    | 4        | 60        |
| Chris Smith (Sacks/Game)             | 0.8    | 5        | 29        |
| Trey Flowers (TFL Yards)             | 44     | 6        | 39        |
| Brandon Allen (Yards/Completion)     | 13.45  | 7        | 26        |
| Jonathan Williams (Total Rush Yards) | 612    | 7        | 47        |
| Tackles For Loss Allowed             | 3.75   | 1        | 7         |
| Sacks Allowed                        | 0.75   | 1        | 7         |
| Total Tackles For Loss Allowed       | 30     | 1        | 10        |
| Penalties                            | 4.25   | 1        | 16        |
| Total Blocked Kicks                  | 2      | 1        | 21        |
| Tackles For Loss Yards Allowed       | 107    | 2        | 14        |
| Total Sacks                          | 20     | 2        | 23        |
| Sack Yards                           | 142    | 3        | 19        |
| Sacks                                | 2.50   | 3        | 32        |
| Penalty Yards                        | 40.38  | 4        | 24        |
| Rushing Offense                      | 209.9  | 4        | 28        |
| Tackles For Loss Yards               | 199    | 5        | 28        |
| Total Time of Possession             | 243:25 | 5        | 35        |

**THE TEAM**

- ▶ Arkansas has outscored its opponents 59-48 in the first quarter and has scored at least one first-quarter touchdown in six games.
- ▶ The Razorback defense has held opponents to 31-of-79 (.392) on 3rd-down conversions after the 1st quarter. UA opponents are 7-of-24 (.292) in the 2nd quarter, 15-of-32 (.469) in the 3rd and 9-of-23 (.391) in the 4th.
- ▶ Arkansas is one of two teams in the SEC that has a 100-yard rushing game from a freshman and a freshman with a 100-yard receiving game. Alex Collins has eclipsed the 100-yard mark on the ground in four games, and Hunter Henry registered 109 receiving yards vs. No. 10 Texas A&M.
- ▶ Arkansas' seven 100-yard rushing performances are the 2nd-most in the SEC this season. Arkansas produced two 100-yard rushers in each of the first three games of a season for the first time in school history, the first SEC team since Arkansas in 2007 to have multiple 100-yard rushers in three straight games, and Alex Collins added a 116-yard performance vs. Texas A&M.
- ▶ The Razorbacks were flagged just once for five yards vs. No. 10 Texas A&M, marking the first time since vs. Alabama in 2012 Arkansas had just one penalty in a game. The five penalty yards were the fewest for a UA team since having only four penalty yards marked off at Ole Miss in 2011.
- ▶ Arkansas' five sacks at Rutgers are the 2nd most by an SEC team on the road and tied for the 15th-highest single-game total in the NCAA by a road team this season. The sacks total is tied for the 6th-highest overall in the conference and for the 45th most in a game in the nation in 2013.
- ▶ Arkansas' 37:12 time of possession in the season-opening win vs. Louisiana was the Razorbacks' highest since 38:27 vs. Auburn in 2009.
- ▶ Prior to the season, head coach Bret Bielema announced four captains elected by their teammates for the 2013 season. The Razorback team captains are senior fullback Kiero Small, senior center Travis Swanson, senior defensive end Chris Smith and senior defensive tackle Robert Thomas. Swanson also was elected a team captain in 2012 and is the 11th Razorback in program history to serve consecutive seasons as captain.
- ▶ Head coach Bret Bielema has made building the Arkansas walk-on program a priority since arriving in Fayetteville last December. Prior to the 2013 season, Coach Bielema awarded scholarships to six former walk-ons as deep snapper Alan D'Appollonio and tight end Mitchell Loewen earned scholarships following spring practice and fullback Patrick Arinze, linebackers Price Holmes and Austin Jones and tight end Alex Voelzke were placed on scholarship during preseason camp.



**RUNNING BACKS**

▶ Alex Collins is the first freshman in SEC history to begin his career with three straight 100-yard rushing games and the first true freshman in the NCAA to record three straight 100-yard rushing games to start a career since Oklahoma's Adrian Peterson had nine straight in 2004. The last freshman to rush for at least 100 yards in his first three games was Wisconsin's P.J. Hill, a redshirt freshman under head coach Bret Bielema in 2006. Collins rushed for 131 yards vs. Louisiana, 172 vs. Samford and 115 vs. Southern Miss. Collins added a fourth 100-yard game with 116 yards vs. No. 10 Texas A&M.

▶ True freshman Alex Collins leads all NCAA freshmen with 797 total rushing yards this season. His average of 99.6 rushing yards per game is third in the SEC and 26th in the nation. Collins' 107.6 all-purpose yards per game rank 1st among freshmen and 11th overall in the SEC.

▶ Arkansas is the only team with two rushers ranking in the top nine in the SEC. True freshman Alex Collins is third in the conference in rushing, and sophomore Jonathan Williams is seventh.

▶ Alex Collins led the Razorbacks in rushing and receiving at No. 18 Florida. In his first collegiate game in his home state, the Ft. Lauderdale native rushed 13 times for 54 yards and established single-game career highs with five receptions for 45 yards.

▶ Alex Collins has led Arkansas in rushing six times this season, and Jonathan Williams has led the team in rushing twice. Collins led the rushing attack vs. Samford with 172 yards, at Rutgers with 63, vs. No. 10 Texas A&M with 116, at No. 18 Florida with 54, vs. No. 14 South Carolina with 69 and at No. 1 Alabama with 77, while Williams led the team with 151 yards in the season opener vs. Louisiana and with 116 vs. Southern Miss.

▶ Jonathan Williams is the first Razorback to record a rushing, receiving and passing touchdown in a season since Darren McFadden in 2007. Williams has four rushing touchdowns and two receiving, and his first collegiate pass was a 21-yard touchdown to Hunter Henry at Rutgers.

▶ Alex Collins is the 4th freshman in school history with multiple 100-yard rushing games in a season, joining Darren McFadden (5, 2005), Felix Jones (2, 2005) and Matt Jones (2, 2001).

▶ Jonathan Williams and Alex Collins were the first Razorbacks to rush for at least 100 yards in three straight games since Knile Davis in 2010 after topping the 100-yard mark in each of the first three games of 2013.

▶ Alex Collins' 172 rushing yards vs. Samford rank as the 4th-highest single-game total in the SEC, 1st among freshmen, and 4th among freshmen in the NCAA.

▶ Jonathan Williams recorded the most rushing yards by a Razorback in a season opener since Darren McFadden in 2007 when Williams rushed for 151 yards, including a 75-yard touchdown, vs. Louisiana. He was one of 11 players in the NCAA with a rush of 70-plus yards in week one.

▶ Alex Collins became the first Arkansas true freshman to rush for at least 100 yards in his debut since Felix Jones in 2005 with 131 yards vs. Louisiana.

▶ Kiero Small rushed a career-high nine times vs. Southern Miss and earned a career-high 25 rushing yards vs. Samford.

▶ Kiero Small scored the first receiving touchdown of his career vs. Louisiana. Small scored on a 10-yard touchdown catch in which he bowled over two defenders at the 1-yard line to get in the end zone. Small set single-game career highs with three catches for 25 yards and one touchdown vs. the Ragin' Cajuns.

**OFFENSIVE LINE**

▶ The Razorbacks' offensive line is led by Rimington Trophy candidate Travis Swanson, who has started all 46 games of his collegiate career, tied for the 2nd-longest active consecutive starts streak in the country.

▶ Arkansas opened each of the last three games with the following starters: Travis Swanson (C), Dan Skipper (OG), Denver Kirkland (OG), Brey Cook (OT) and David Hurd (OT). Swanson has made 46 straight starts, encompassing every game of his Razorback career, while Hurd made his 19th consecutive start, true freshmen Skipper and Kirkland started for the fourth consecutive game and Cook earned his third start at tackle in 2013 after starting the first four games at guard.

▶ The Razorbacks and UCLA are the only teams in the country to start at least two true freshmen on the offensive line and one of 13 to have started any true freshmen.

▶ Center Travis Swanson entered the season having been named to numerous All-American and All-SEC teams, as well as watch lists for the Rimington Trophy, Outland Trophy, Rotary Lombardi Award, Senior Bowl and Earl Campbell Tyler Rose Award.

▶ Center Travis Swanson and offensive tackle David Hurd were both included on the preseason Coaches' All-SEC Team, with Swanson a first-team selection and Hurd on the third team. Swanson also was a preseason first-team all-conference selection by media members in attendance at SEC Media Days.

**QUARTERBACKS**

▶ Brandon Allen returned from an injury to start vs. No. 10 Texas A&M and established single-game career highs with 17 completions on 36 attempts for 282 yards. Allen also tied his single-game high with three passing touchdowns and registered a career-long 52-yard completion against the Aggies.



- ▶ Brandon Allen ranks 7th in the SEC and 26th in the NCAA with an average of 13.45 yards per completion.
- ▶ Brandon Allen was 15-of-22 passing for 230 yards and three touchdowns in the season-opening 34-14 win vs. Louisiana. In his second career start, he produced his first 200-yard passing game and first game with multiple touchdown passes.
- ▶ Brandon Allen's three touchdown passes vs. Louisiana tied for the most by a quarterback in his first start under head coach Bret Bielema, and Allen's 230 passing yards marked the fourth straight time a quarterback topped 200 yards in his first start for Coach Bielema.
- ▶ AJ Derby made his first start as a Razorback at Rutgers and finished the game 14-of-26 passing for 137 yards and one touchdown with no interceptions.
- ▶ AJ Derby made his Arkansas debut in the 24-3 win vs. Southern Miss, taking over for Brandon Allen late in the 1st quarter. Derby finished the game 4-of-6 passing for 36 yards while adding a 10-yard rush that gave Arkansas a 1st down on a 3rd-and-5 play.

### **RECEIVERS AND TIGHT ENDS**

- ▶ Hunter Henry is the only tight end in the SEC and one of three freshmen in the conference with a 100-yard receiving game this season. The true freshman led Arkansas with 109 receiving yards vs. No. 10 Texas A&M. Henry also led the Razorbacks in receiving in his collegiate debut, catching five passes for 75 yards in the season-opening win vs. Louisiana.
- ▶ Hunter Henry and Javontee Herndon tied for the team lead in receiving yards at No. 1 Alabama, with Henry making three catches and Herndon hauling in two receptions.
- ▶ Javontee Herndon has established a single-season career high with four receiving touchdowns. He caught his fourth touchdown of the season at Rutgers, bettering his previous season high of three in 2012.
- ▶ Keon Hatcher led the Razorbacks in receiving at Rutgers, returning from an injury to catch four passes for 45 yards.
- ▶ Hunter Henry caught the first touchdown reception of his collegiate career on a 21-yard pass from Jonathan Williams at Rutgers.
- ▶ Javontee Herndon caught a team-high five passes for 70 yards and one touchdown vs. Samford.
- ▶ Javontee Herndon recorded the first multiple-touchdown game of his career vs. Louisiana. The senior caught three passes for 73 yards and two touchdowns in the 34-14 season-opening win.
- ▶ Sophomore Mitchell Loewen's first career catch was a 24-yard touchdown reception to open the scoring vs. Samford.

### **DEFENSIVE LINE**

- ▶ Chris Smith is tied for 18th in the NCAA with 6.0 sacks, ranks 14th nationally with 51 sack yards and tied for 19th with 55 tackles for loss yards. Smith ranks 4th in the SEC in sacks and 4th in the conference in tackles for loss with 8.0. Smith is tied for 60th nationally in tackles for loss and is tied for 8th in the SEC in tackles for loss per game with an average of 1.00. Smith also leads all Razorbacks with five quarterback hurries.
- ▶ Trey Flowers is 3rd in the SEC and tied for tied for 44th nationally with 8.5 tackles for loss, is tied for 3rd in the SEC and tied for 29th nationally with two forced fumbles and is tied for 10th in the conference and tied for 66th nationally with 4.0 sacks. In SEC games only, Flowers is tied for 11th in the conference with 4.5 tackles for loss.
- ▶ For the remainder of the 2013 season, a different Razorback defensive player will wear the No. 98 jersey in honor of senior captain Robert Thomas, who was injured vs. South Carolina and is expected to miss the rest of the 2013 season. Defensive tackle Byran Jones wore No. 98 at No. 1 Alabama.
- ▶ Arkansas opened the Alabama game with the following defensive line: Chris Smith (DE), Byran Jones (DT), Darius Philon (DT) and Trey Flowers (DE). Smith made his 20th consecutive start, while Jones extended his consecutive games played streak to 35.
- ▶ Making his first collegiate start and playing in his home state, defensive tackle Darius Philon was second on the team with eight tackles at No. 1 Alabama. For the season, Philon ranks 17th in the SEC with 3.0 sacks and in conference games only, Philon is 16th in the conference with 4.0 tackles for loss.
- ▶ Arkansas has earned SEC Defensive Lineman of the Week honors twice this season. Trey Flowers was recognized following the first week when he recorded 3.0 tackles for loss, 2.0 sacks, two quarterback hurries and one forced fumble, and Chris Smith's 3.0 sacks as part of a five-tackle performance that included two quarterback hurries earned him the nod after the third week.

### **LINEBACKERS**

- ▶ Jarrett Lake ranks 2nd on the team and is 15th in the SEC with 52 tackles. He also ranks tied for 9th in the SEC and with an average of 7.4 tackles per game.
- ▶ Braylon Mitchell is 3rd on the team and tied for 17th in the SEC with 51 tackles. Mitchell made five tackles and had one pass breakup at No. 1 Alabama.



**SECONDARY**

▶ Arkansas opened the Alabama game with the following defensive backfield: Tevin Mitchel (CB), Alan Turner (S), Eric Bennett (S), Rohan Gaines (S) and Carroll Washington (CB). Mitchel has made 13 straight starts and Bennett leads the secondary with 28 career starts, while Washington started for the 2nd consecutive game.

▶ Safety Alan Turner leads the team and is 13th in the SEC with 54 tackles. Turner led the Razorbacks and set a new career high with nine tackles at No. 1 Alabama and also contributed one quarterback hurry.

▶ Safety Eric Bennett is 4th on the team and tied for 21st in the SEC with 48 tackles and is tied for 3rd on the team with three pass breakups. Bennett recorded four tackles at No. 1 Alabama.

▶ Cornerback Tevin Mitchel leads the team and ranks tied for 11th in the SEC with six passes defended and is 5th on the team and 34th in the conference with 41 tackles. Mitchel had five tackles at No. 1 Alabama.

▶ Tevin Mitchel had a 26-yard interception return for a touchdown in the first quarter at Rutgers. The interception return for a touchdown was the first of Mitchel's career and Arkansas' first defensive touchdown since 2011 at LSU. Along with Mitchel's second career interception, he also added two pass breakups and seven tackles in the game.

**SPECIAL TEAMS**

▶ Zach Hocker is the SEC's active career leader in PATs made, PATs attempted, field goals made, field goals attempted, total points and points per game. Hocker is tied for 4th among active NCAA players in total points, 4th in field goals attempted, 5th in field goals made, 5th in PATs made, 5th in PATs attempted and 15th in points per game.

▶ Zach Hocker is tied for 8th in SEC history in career PATs made (161), tied for 9th in career PATs attempted (163) and 11th in career points scored with 329.

▶ Zach Hocker holds UA career records for total points with 329, points scored by a kicker with 329, PATs made with 161 and PAT attempts with 163. Hocker currently ranks 1st in school history in career field goal percentage (min. 20 made) at 76.7. His made field goals total (56) is 2nd in school history and his field goal attempts (73) rank 3rd on the school's all-time list.

▶ Zach Hocker is 8-for-9 on field goal attempts and 18-for-18 on PAT attempts this season. He is tied for the NCAA lead in PAT kicking percentage, ranks tied for 7th in the SEC in field goals and is 12th in the conference in scoring by a kicker.

▶ Zach Hocker has recorded touchbacks on 23 of his 33 kickoff attempts and is averaging 65.03 yards per kickoff. Hocker leads the country in average yards per kickoff, ranks 3rd in the SEC and 6th nationally in touchback percentage at 69.7, and is 7th in the SEC and tied for 28th nationally in total touchbacks.

▶ Punter Sam Irwin-Hill has been named to the watch list for the Ray Guy Award. Irwin-Hill ranks 3rd in the SEC and 16th nationally with an average of 43.8 yards per punt and is tied for 2nd in the conference with 12 punts placed inside the 20-yard line. Irwin-Hill punted four times at No. 1 Alabama and averaged 35.0 yards a punt, while placing two punts inside the 20-yard line.

▶ Sam Irwin-Hill was named SEC Special Teams Player of the Week for his performance vs. No. 14 South Carolina, which included a 79-yard punt. The 79-yard punt is tied for the 7th-longest punt in school history, is the longest punt in the SEC this season and tied for the 2nd-longest punt nationally in 2013. Irwin-Hill punted four times vs. the Gamecocks and averaged 53.5 yards per punt.

▶ Dan Skipper blocked a 48-yard field goal attempt at No. 18 Florida, marking his second blocked field goal attempt of 2013. Skipper, who also blocked a field goal at Rutgers, is the first Razorback to block multiple kicks in a season since Seth Armbrust had two in 2009.

▶ Zach Hocker booted a career-long 77-yard punt at Rutgers. Hocker's punt is the 2nd longest in the SEC, behind teammate Sam Irwin-Hill's 79 yarder, and tied for the 5th-longest nationally this season. Hocker's punt is tied for the 13th-longest in school history.

**STAFF**

▶ Head coach Bret Bielema's first staff at Arkansas is a collection of renowned recruiters and highly respected teachers of the game with a combined 174 years of coaching experience.

▶ Head coach Bret Bielema and the nine assistant coaches have combined for 1,406 wins, three national championships, 29 conference championships, 14 BCS bowl appearances and 130 winning seasons.

▶ The coaching staff also has tutored 203 all-conference honorees, 20 All-Americans, 25 major award winners and 153 NFL Draft selections, including 28 first-round picks. Once in the NFL, 32 former players have appeared in 40 Super Bowls with two earning Super Bowl MVP honors.



2013 SEC Standings (as of 10/27)

| Western Division  |     |       |         |
|-------------------|-----|-------|---------|
| Team              | SEC | Pct.  | Overall |
| Alabama           | 5-0 | 1.000 | 8-0     |
| Auburn            | 3-1 | .750  | 7-1     |
| LSU               | 3-2 | .600  | 7-2     |
| Texas A&M         | 3-2 | .600  | 6-2     |
| Mississippi       | 2-3 | .400  | 5-3     |
| Mississippi State | 1-2 | .333  | 4-3     |
| Arkansas          | 0-4 | .000  | 3-5     |

| Eastern Division |     |      |         |
|------------------|-----|------|---------|
| Team             | SEC | Pct. | Overall |
| Missouri         | 3-1 | .750 | 7-1     |
| South Carolina   | 4-2 | .667 | 6-2     |
| Florida          | 3-2 | .600 | 4-3     |
| Georgia          | 3-2 | .500 | 4-3     |
| Tennessee        | 1-3 | .250 | 4-4     |
| Vanderbilt       | 1-4 | .200 | 4-4     |
| Kentucky         | 0-4 | .000 | 1-6     |

Arkansas' Opponents

**LOUISIANA** (5-2) - vs. New Mexico State  
 Last Week: W, 23-7 at Arkansas State (Oct. 22)  
 Next Week: vs. Troy (Nov. 7)

**SAMFORD** (6-2) - at The Citadel  
 Last Week: W, 34-27 at Wofford College  
 Next Week: at Furman

**SOUTHERN MISSISSIPPI** (0-7) - at Marshall  
 Last Week: L, 55-14 North Texas  
 Next Week: at Louisiana Tech

**RUTGERS** (4-3) - at Temple  
 Last Week: L, 49-14 vs. Houston  
 Next Week: vs. Cincinnati

**TEXAS A&M** (6-2) - vs. UTEP  
 Last Week: W, 56-24 vs. Vanderbilt  
 Next Week: vs. Mississippi State

**FLORIDA** (4-3) - vs. Georgia  
 Last Week: BYE  
 Next Week: vs. Vanderbilt

**SOUTH CAROLINA** (6-2) - vs. Mississippi State  
 Last Week: W, 27-24 at Missouri  
 Next Week: BYE

**ALABAMA** (8-0) - BYE  
 Last Week: W, 45-10 vs. Tennessee  
 Next Week: vs. LSU

**AUBURN** (7-1) - at Arkansas  
 Last Week: W, 45-10 vs. Florida Atlantic  
 Next Week: at Tennessee

**OLE MISS** (5-3) - BYE  
 Last Week: W, 59-14 vs. Idaho  
 Next Week: vs. Arkansas

**MISSISSIPPI STATE** (4-3) - at South Carolina  
 Last Week: W, 28-22 vs. Kentucky (Oct. 24)  
 Next Week: at Texas A&M

**LSU** (7-2) - BYE  
 Last Week: W, 48-16 vs. Furman  
 Next Week: at Alabama

This Week in the SEC  
 (Times in CST)

Nov. 2  
 Auburn at Arkansas 5 p.m. ESPN2  
 Mississippi St. at South Carolina 11:21 a.m. SEC-TV  
 Florida at Georgia 2:30 p.m. CBS  
 Tennessee at Missouri 6 p.m. ESPN  
 Alabama State at Kentucky 6:30 p.m. CSS  
 UTEP at Texas A&M 8 p.m. ESPN

Auburn Schedule/Results  
 (7-1, 3-1 SEC)

August  
 31 vs. Washington State ..... W, 31-24  
 September  
 7 vs. Arkansas State ..... W, 38-9  
 14 vs. Mississippi State\* ..... W, 24-20  
 21 at LSU\* ..... L, 35-21  
 October  
 5 vs. Ole Miss\* ..... W, 30-21  
 12 vs. Western Carolina ..... W, 62-3  
 19 at Texas A&M\* ..... W, 45-41  
 26 vs. Florida Atlantic ..... W, 45-10  
 November  
 2 at Arkansas\* ..... 5 p.m.  
 9 at Tennessee\* ..... TBA  
 16 vs. Georgia\* ..... TBA  
 30 vs. Alabama\* ..... TBA

\*-Southeastern Conference game

Arkansas vs. Auburn

23rd meeting  
 Auburn leads series 11-10-1

| DATE          | UA/OPP | SITE               | RESULT   |
|---------------|--------|--------------------|----------|
| Dec. 27, 1984 | NR/11  | Memphis, Tenn.     | L, 15-21 |
| Oct. 31, 1992 | -/-    | Auburn, Ala.       | T, 24-24 |
| Oct. 30, 1993 | -/-    | Fayetteville, Ark. | L, 21-31 |
| Oct. 29, 1994 | NR/4   | Auburn, Ala.       | L, 14-31 |
| Oct. 28, 1995 | NR/11  | Little Rock, Ark.  | W, 30-28 |
| Nov. 2, 1996  | -/-    | Auburn, Ala.       | L, 7-28  |
| Oct. 25, 1997 | NR/11  | Fayetteville, Ark. | L, 21-26 |
| Oct. 31, 1998 | 14/NR  | Auburn, Ala.       | W, 24-21 |
| Oct. 30, 1999 | -/-    | Fayetteville, Ark. | W, 34-10 |
| Oct. 28, 2000 | NR/25  | Auburn, Ala.       | L, 19-21 |
| Oct. 27, 2001 | NR/17  | Fayetteville, Ark. | W, 42-17 |
| Oct. 12, 2002 | NR/24  | Auburn, Ala.       | W, 38-17 |
| Oct. 11, 2003 | 7/NR   | Fayetteville, Ark. | L, 3-10  |
| Oct. 16, 2004 | NR/4   | Auburn, Ala.       | L, 20-38 |
| Oct. 15, 2005 | NR/21  | Fayetteville, Ark. | L, 17-34 |
| Oct. 7, 2006  | NR/2   | Auburn, Ala.       | W, 27-10 |
| Oct. 13, 2007 | NR/22  | Fayetteville, Ark. | L, 7-9   |
| Oct. 11, 2008 | NR/20  | Auburn, Ala.       | W, 25-22 |
| Oct. 10, 2009 | NR/17  | Fayetteville, Ark. | W, 44-23 |
| Oct. 16, 2010 | 12/7   | Auburn, Ala.       | L, 43-65 |
| Oct. 8, 2011  | 10/15  | Fayetteville, Ark. | W, 38-14 |
| Oct. 6, 2012  | -/-    | Auburn, Ala.       | W, 24-7  |

Arkansas - Auburn  
 Connections

Arkansas student-athletes from the state of Alabama:

- Trey Flowers (Huntsville)
- Darius Pilon (Mobile)
- JaMichael Winston (Pritchard)

Auburn's junior safety Kiehl Frazier is from Springdale, Ark.

Arkansas and Auburn coaches connections:

Auburn Head Coach Gus Malzahn is a native of Ft. Smith, Ark. Malzahn was also the offensive coordinator for the Razorbacks in 2006.

Auburn's offensive coordinator Rhett Lashlee lettered at Arkansas from 2002-04. He earned his degree from UA in 2006.

Auburn's offensive line coach JB Grimes coached two stints at Arkansas from 1981-82 and 1989-92. He is also a native of Clarendon, Ark.

Auburn's running backs coach Tim Horton a native of Conway, Ark., lettered for the Razorbacks from 1986-89. He also was on the staff from 2007-12.

ON THIS DATE

UA holds an 8-8-0 all-time record on Nov. 2.

On Nov. 2, 1968, No. 17 Arkansas went on the road and earned a 25-22 win over Texas A&M. Under the direction of Frank Broyles, the No. 9 Razorbacks went on to a 10-1 overall record and won the 1969 Sugar Bowl over No. 4 Georgia 16-2.

On Nov. 2, 1985, head coach Ken Hatfield and the No. 14 Razorbacks traveled to face Rice and earned a 30-15 win. Arkansas went on to finish the season 10-2 overall, including an 18-17 win over Arizona State in the 1985 Holiday Bowl.



## HEAD COACH BRET BIELEMA

### PERSONAL

**BORN:** Jan. 13, 1970  
**FAMILY:** wife Jen  
**COACHING RECORD AT ARKANSAS:** 3-5 (First Year)  
**CAREER HEAD COACHING RECORD:** 71-29 (.710)

### EDUCATION

• Iowa, B.S. in marketing (1992)

### COACHING HISTORY

**JOINED UA STAFF:** Dec. 4, 2012  
**YEARS OF COLLEGIATE HEAD COACHING**  
**EXPERIENCE/YEARS AT UA:** 8/1st  
**YEARS OF COLLEGIATE COACHING EXPERIENCE/  
 YEARS AT UA:** 20/1st

Dec. 2012-.....Arkansas (Head Coach)  
 2006-12.....Wisconsin (Head Coach)  
 2004-05.....Wisconsin (co-Def. Coord./Linebackers)  
 2002-03.....Kansas State (co-Def. Coord./Linebackers)  
 1996-2001.....Iowa (Linebackers)  
 1994-95.....Iowa (Graduate Assistant)

### PLAYING HISTORY

1989-92.....Iowa (defensive tackle)

### POSTSEASON EXPERIENCE

#### • HEAD COACH

**Wisconsin**  
 2013 Rose Bowl  
 2012 Rose Bowl  
 2011 Rose Bowl  
 2009 Champs Sports Bowl  
 2008 Champs Sports Bowl  
 2008 Outback Bowl  
 2007 Capital One Bowl

#### • ASSISTANT COACH

**Wisconsin**  
 2006 Capital One Bowl  
 2005 Outback Bowl  
**Kansas State**  
 2004 Fiesta Bowl  
 2002 Holiday Bowl  
**Iowa**  
 2001 Alamo Bowl  
 1997 Sun Bowl  
 1996 Alamo Bowl  
 1995 Sun Bowl

#### • PLAYER

**Iowa**  
 1991 Holiday Bowl  
 1991 Rose Bowl

### WINNINGEST ACTIVE COACHES BY PERCENTAGE

(Minimum five years as FBS head coach; record at four-year colleges only)

| Coach, College                      | Yrs.     | W         | L         | T        | Pct.        |
|-------------------------------------|----------|-----------|-----------|----------|-------------|
| 1. Chris Petersen, Boise St.        | 8        | 89        | 11        | 0        | .890        |
| 2. Urban Meyer, Ohio St.            | 12       | 124       | 23        | 0        | .844        |
| 3. Bob Stoops, Oklahoma             | 15       | 156       | 38        | 0        | .804        |
| 4. ^Nick Saban, Alabama             | 18       | 162       | 55        | 1        | .745        |
| 5. Gary Patterson, TCU              | 14       | 119       | 41        | 0        | .744        |
| 6. Brian Kelly, Notre Dame          | 24       | 205       | 70        | 2        | .744        |
| 7. Mark Richt, Georgia              | 13       | 122       | 43        | 0        | .739        |
| 8. Les Miles, LSU                   | 13       | 120       | 44        | 0        | .732        |
| 9. Steve Spurrier, South Carolina   | 24       | 214       | 79        | 2        | .729        |
| 10. Bobby Petrino, Western Kentucky | 9        | 79        | 30        | 0        | .725        |
| 11. Bronco Mendenhall, BYU          | 9        | 80        | 31        | 0        | .721        |
| 12. Larry Coker, UTSA               | 8        | 75        | 30        | 0        | .714        |
| 13. Kevin Sumlin, Texas A&M         | 6        | 52        | 21        | 0        | .712        |
| 14. Bo Pelini, Nebraska             | 7        | 54        | 22        | 0        | .711        |
| <b>15. BRET BIELEMA, ARKANSAS</b>   | <b>8</b> | <b>71</b> | <b>29</b> | <b>0</b> | <b>.710</b> |

^Record adjusted by NCAA Committee on Infractions

### COACH BIELEMA YEAR-BY-YEAR HEAD COACHING RECORD

| YEAR          | OVERALL      | CONFERENCE           | BOWL  | FINAL RANKING |
|---------------|--------------|----------------------|---|---------------|
| 2006          | 12-1         | 7-1, T2nd in Big Ten | Capital One, def. No. 12 Arkansas 17-14       | No. 7         |
| 2007          | 9-4          | 5-3, 4th in Big Ten  | Outback, lost to No. 16 Tennessee 21-17       | No. 24        |
| 2008          | 7-6          | 3-5, T6th in Big Ten | Champs Sports, lost to Florida St. 42-13      | --            |
| 2009          | 10-3         | 5-3, T4th in Big Ten | Champs Sports, def. No. 14 Miami (Fla.) 20-14 | No. 16        |
| 2010          | 11-2         | 7-1, T1st in Big Ten | Rose, lost to No. 3 TCU 21-19                 | No. 7         |
| 2011          | 11-3         | 6-2, 1st in Big Ten^ | Rose, lost to No. 6 Oregon 45-38              | No. 10        |
| 2012          | 8-5          | 4-4, 1st in Big Ten^ | Rose, lost to No. 8 Stanford 20-14*           | --            |
| 2013          | 3-5          | 0-4                  |   |               |
| <b>Totals</b> | <b>71-29</b> | <b>37-23</b>         |   |               |

^Won Big Ten Championship Game

\*Did not coach Wisconsin in Rose Bowl, and loss is not reflected in record

### COACH BIELEMA WHEN...

|                                |       |                                      |       |                                   |       |
|--------------------------------|-------|--------------------------------------|-------|-----------------------------------|-------|
| Scoring First.....             | 52-14 | 200+ Rushing Yards.....              | 44-8  | 2+ Turnovers Forced.....          | 40-7  |
| Opponent Scores First.....     | 19-15 | 300+ Rushing Yards.....              | 17-0  | More Rush Yards.....              | 65-11 |
| Leading After 1st Quarter..... | 43-8  | 400+ Rushing Yards.....              | 5-0   | More Pass Yards.....              | 40-11 |
| Leading At Halftime.....       | 55-9  | 500+ Rushing Yards.....              | 2-0   | Fewer Turnovers.....              | 34-6  |
| Leading After 3rd Quarter..... | 62-6  | 200+ Passing Yards.....              | 38-13 | More Time of Possession.....      | 54-14 |
| Scoring 20+ Points.....        | 65-12 | 300+ Passing Yards.....              | 6-1   | More First Downs.....             | 60-10 |
| Scoring 30+ Points.....        | 54-4  | 20+ First Downs.....                 | 52-8  | Fewer Penalties.....              | 30-12 |
| Scoring 40+ Points.....        | 29-0  | 40%+ 3rd-Down Conv.....              | 53-8  | 1 Penalty.....                    | 2-1   |
| Scoring 50+ Points.....        | 13-0  | 2 or Fewer Turnovers.....            | 60-21 | 2-5 Penalties.....                | 43-16 |
| Scoring 60+ Points.....        | 6-0   | 15 or Fewer Points Allowed.....      | 35-1  | 6-9 Penalties.....                | 25-11 |
| Scoring 70+ Points.....        | 4-0   | 20 or Fewer Points Allowed.....      | 48-4  | 10+ Penalties.....                | 1-1   |
| Scoring 80+ Points.....        | 1-0   | 300 or Less Yds Total Off Allowed..  | 38-4  | Special Teams Score.....          | 8-2   |
| 400+ Yards Total Offense.....  | 46-6  | 150 or Less Rush Yds Allowed...53-15 |       | 100-Yard Rusher.....              | 57-10 |
| 500+ Yards Total Offense.....  | 16-2  | 100 or Less Rush Yds Allowed.....    | 31-9  | 200-Yard Passer.....              | 36-12 |
| 600+ Yards Total Offense.....  | 8-0   | 150 or Less Pass Yds Allowed.....    | 27-7  | 100-Yard Receiver.....            | 19-7  |
|                                |       | 100 or Less Pass Yds Allowed.....    | 9-4   | 100-Yd Rusher + 200-Yd Passer ... | 25-4  |
|                                |       | 15 or Less 1st Downs Allowed.....    | 37-3  |                                   |       |



## HEAD COACH BRET BIELEMA

### 1-0

Coach Bielema believes in a 1-0 philosophy, in which success on game day is achieved by winning each and every day leading up to the game. He trains his team to go 1-0 in every rep, every workout, every drill, every practice and every week before taking each game one play, one drive, one quarter at a time while building to a championship.

The philosophy originated when he was the co-defensive coordinator and linebackers coach at Kansas State. During an open mic session with the team, a tight end got up and talked about how his high school team took this 1-0 philosophy. He talked about taking every game for what it was. Coach Bielema said that made a lot of sense and he has carried it since.

It also goes beyond the game to taking one day at a time, one scrimmage at a time, one opportunity at a time. Coach Bielema feels it allows the team to focus on the steps it takes to get to the end of the goal because you can't reach the goal by jumping to the end.

### UNCOMMON

Coach Bielema brings uncommon men into the program, not just on the field but off the field as well. He holds the members of his program to higher standards with the goal of being the standard that is set in the world of college football on and off the field. The emphasis is already paying off as the football team produced its highest cumulative single-semester GPA during the Spring of 2013.

### FAMILY

Coach Bielema was born in Silvis, Ill., and the family lived in Moline, part of the Quad Cities, before moving to a farm outside Prophetstown, which is 35 miles from Davenport, Iowa.

Coach Bielema is the son of Arnie and Marilyn Bielema, who have been married for more than 50 years. Coach Bielema's father ran a hog farm and worked at the Genesco Co-Op, while his mother directed a day care center. The Bielema family's 2,500 hogs outnumbered the human population of their hometown of Prophetstown (1,800).

Coach Bielema's mother, Marilyn, has battled cancer and she is where he says he gets his toughness. While at Wisconsin, Coach Bielema organized Football 101 for Women, an annual fundraising event to heighten the awareness of and raise funds to battle breast cancer. Proceeds benefitted Susan G. Komen for the Cure, a cause he has continued to dedicate his time and energy to since coming to Arkansas.

### COMMUNITY

Coach Bielema is generous with his time and energy. He made more than 70 appearances in his first offseason as Arkansas' head coach and also has been active with Big Brothers/Big Sisters, the American Family Children's Hospital and the Komen Foundation, among other charitable organizations.

Coach Bielema is a very social person. When he started kindergarten, his mother was working so his grandmother watched him in the mornings and would send him to kindergarten in the afternoon. Bret and his grandmother would go to the nursing home his aunt stayed in and push wheelchairs to the cafeteria. Ever since, it has been important for him to connect with people.

## COACH BIELEMA VS. ALL OPPONENTS

|                           |              |
|---------------------------|--------------|
| Akron .....               | 1-0          |
| Alabama .....             | 0-1          |
| Arkansas .....            | 1-0          |
| Arizona State.....        | 1-0          |
| Austin Peay .....         | 1-0          |
| Buffalo .....             | 1-0          |
| Bowling Green .....       | 1-0          |
| Cal-Poly .....            | 1-0          |
| Fresno State.....         | 2-0          |
| Florida .....             | 0-1          |
| Florida State.....        | 0-1          |
| Hawaii.....               | 1-0          |
| Illinois.....             | 4-1          |
| Indiana.....              | 7-0          |
| Iowa.....                 | 3-2          |
| Louisiana .....           | 1-0          |
| Marshall .....            | 1-0          |
| Miami (Fla.).....         | 1-0          |
| Michigan.....             | 3-2          |
| Michigan State .....      | 3-4          |
| Minnesota.....            | 7-0          |
| Nebraska .....            | 2-1          |
| Northern Iowa .....       | 1-0          |
| Northern Illinois .....   | 3-0          |
| Northwestern .....        | 2-1          |
| Ohio State .....          | 1-5          |
| Oregon.....               | 0-1          |
| Oregon State .....        | 1-1          |
| Purdue.....               | 5-0          |
| Penn State.....           | 2-3          |
| Rutgers.....              | 0-1          |
| San Diego State.....      | 1-0          |
| San Jose State.....       | 1-0          |
| Samford.....              | 1-0          |
| South Carolina .....      | 0-1          |
| South Dakota.....         | 1-0          |
| Southern Miss .....       | 1-0          |
| TCU .....                 | 0-1          |
| Tennessee .....           | 0-1          |
| Texas A&M .....           | 0-1          |
| The Citadel .....         | 1-0          |
| Utah State.....           | 1-0          |
| UNLV .....                | 3-0          |
| UTEP .....                | 1-0          |
| Washington State .....    | 1-0          |
| Western Illinois .....    | 1-0          |
| Wofford.....              | 1-0          |
| Overall .....             | 71-29 (.710) |
| At Home .....             | 47-7 (.870)  |
| On the Road.....          | 19-18 (.514) |
| At Neutral Sites.....     | 5-4 (.556)   |
| Conference Games.....     | 37-23 (.617) |
| Non-Conference Games..... | 34-7 (.829)  |
| In August.....            | 2-0 (1.000)  |
| In September .....        | 28-6 (.824)  |
| In October.....           | 17-14 (.548) |
| In November .....         | 15-5 (.750)  |
| In December.....          | 8-1 (.889)   |
| In January .....          | 1-3 (.250)   |



# 2013 ARKANSAS FOOTBALL INDIVIDUAL HONORS

**QB Brandon Allen***In-season Honors*

-CFPA Honorable Mention QB of the Week (Sept. 2)

**S Eric Bennett***Preseason Honors*

-Athlon All-SEC (Third Team)

**RB Alex Collins***In-season Honors*

-Phil Steele Midseason All-SEC (Third Team)

-SEC Freshman of the Week (Sept. 16)

-SEC Freshman of the Week (Sept. 9)

-247Sports True Freshman of the Week (Sept. 9)

*Preseason Honors*

-Athlon All-Freshman (First Team)

**SNP Alan D'Appollonio***In-season Honors*

-SEC Special Teams Player of the Week (Sept. 23)

**DE Trey Flowers***In-season Honors*

-Phil Steele Midseason All-SEC (Second Team)

-CFPA Honorable Mention DL of the Week (Oct. 7)

-SEC Defensive Lineman of the Week (Sept. 2)

-CFPA National Defensive Lineman of the Week (Sept. 2)

*Preseason Honors*

-CFPA Defensive Line Trophy Watch List

**TE Hunter Henry***In-season Honors*

-Phil Steele Midseason All-SEC (Second Team)

-CFPA Honorable Mention TE of the Week (Oct. 7)

-CFPA National TE of the Week (Sept. 30)

-CFPA Honorable Mention TE of the Week (Sept. 2)

*Preseason Honors*

-Athlon All-Freshman (Third Team)

**WR Javontee Herndon***Preseason Honors*

-Senior Bowl Watch List

**K/P Zach Hocker***In-season Honors*

-Phil Steele Midseason All-SEC (First Team)

-CFPA Honorable Mention Specialist of the Week (Sept. 30)

-CFPA Honorable Mention Specialist of the Week (Sept. 23)

-CFPA Honorable Mention Punter of the Week (Sept. 23)

-CFPA Specialist of the Week (Sept. 2)

*Preseason Honors*

-Coaches All-SEC (Third Team)

-Media All-SEC (Third Team)

-Phil Steele All-SEC (Third Team)

-Athlon All-SEC (Third Team)

-Lindy's All-SEC (Third Team)

-CFPA Placekicker Trophy Watch List

-College Sports Madness All-SEC (Third Team)

**OT David Hurd***Preseason Honors*

-Coaches All-SEC (Third Team)

**P Sam Irwin-Hill***In-season Honors*

-SEC Special Teams Player of the Week (Oct. 14)

-CFPA Honorable Mention Punter of the Week (Oct. 14)

**DT Byron Jones***Preseason Honors*

-Athlon All-SEC (Second Team)

-Phil Steele All-SEC (Third Team)

-Senior Bowl Watch List

**LB Jarrett Lake***In-season Honors*

-Phil Steele Midseason All-SEC (Third Team)

**CB Tevin Mitchel***In-season Honors*

-CFPA Honorable Mention DB of the Week (Sept. 23)

**FB Kiero Small***Preseason Honors*

-Doak Walker Award Watch List

**DE Chris Smith***In-season Honors*

-Phil Steele Midseason All-American (Second Team)

-Phil Steele Midseason All-SEC (First Team)

-SEC Defensive Lineman of the Week (Sept. 16)

-CFPA Honorable Mention DL of the Week (Sept. 16)

*Preseason Honors*

-Bednarik Award Watch List

-Bronko Nagurski Trophy Watch List

-Rotary Lombardi Award Watch List

-Ted Hendricks Award Watch List

-Senior Bowl Watch List

-Coaches All-SEC (First Team)

-Media All-SEC (First Team)

-Athlon All-SEC (First Team)

-Lindy's All-SEC (Second Team)

-*Birmingham News* All-SEC (First Team)

-*Sporting News* All-SEC

-Phil Steele All-SEC (Second Team)

-CFPA Defensive Line Trophy Watch List

-College Sports Madness All-SEC (Second Team)

**C Travis Swanson***In-season Honors*

-Phil Steele Midseason All-American (Third Team)

-Phil Steele Midseason All-SEC (First Team)

*Preseason Honors*

-Rimington Trophy Watch List

-Outland Trophy Watch List

-Rotary Lombardi Award Watch List

-Senior Bowl Watch List

-Earl Campbell Tyler Rose Award Watch List

-Athlon All-American (Second Team)

-Lindy's All-American (Second Team)

-Coaches All-SEC (First Team)

-Media All-SEC (First Team)

-Phil Steele All-SEC (First Team)

-Athlon All-SEC (First Team)

-Lindy's All-SEC (First Team)

-*Birmingham News* All-SEC (First Team)

-College Sports Madness All-SEC (First Team)

-Rimington Trophy Spring Watch List

**TE Austin Tate***Preseason Honors*

-*Birmingham News* All-SEC (Second Team)

**DT Robert Thomas***In-season Honors*

-CFPA Honorable Mention DL of the Week (Sept. 9)

*Preseason Honors*

-Senior Bowl Watch List

**RB Jonathan Williams***Preseason Honors*

-Doak Walker Award Watch List



## ARKANSAS 2013 ROSTER

| No. | Name                 | POS. | HT.  | WT. | CL/EXP. | RS/Hardship | Hometown (HS/Other)   |
|-----|----------------------|------|------|-----|---------|-------------|---|
| 8   | Austin Allen         | QB   | 6-1  | 204 | Fr.-HS  |             | Fayetteville, Ark. (Fayetteville HS)                          |
| 10  | Brandon Allen        | QB   | 6-3  | 218 | So.-1L  | '11         | Fayetteville, Ark. (Fayetteville HS)                          |
| 15  | Anthony Antwine      | WR   | 6-4  | 211 | Fr.-HS  |             | Plano, Texas (Plano Senior HS)                                |
| 40  | Patrick Arinze       | FB   | 5-10 | 245 | Jr.-TR  |             | La Mesa, Calif. (Helix HS/Grossmont CC)                       |
| 95  | Horace Arkadie       | DE   | 6-4  | 303 | So.-SQ  | '11         | Irving, Texas (Irving HS)                                     |
| 44  | Robert Atiga         | LB   | 6-3  | 232 | Sr.-1L  |             | West Valley City, Utah (Hunter HS/Snow College)               |
| 17  | Dakota Baggett       | CB   | 5-8  | 160 | So.-SQ  | '11         | Bentonville, Ark. (Bentonville HS)                            |
| 37  | Toby Baker           | P    | 6-3  | 202 | Fr.-RS  | '12         | Memphis, Tenn. (Memphis University HS)                        |
| 80  | Tevin Bealum         | DE   | 6-5  | 255 | Fr.-HS  |             | Forrest City, Ark. (Forrest City HS)                          |
| 68  | Austin Beck          | OT   | 6-7  | 305 | So.-SQ  | '11         | Nowata, Okla. (Nowata HS)                                     |
| 14  | Eric Bennett         | S    | 6-0  | 200 | Sr.-3L  |             | Tulsa, Okla. (Booker T. Washington HS)                        |
| 72  | Cordale Boyd         | OL   | 6-3  | 310 | Fr.-RS  | '12         | Memphis, Tenn. (Ridgeway HS)                                  |
| 25  | Alex Brignoni        | S    | 6-1  | 202 | Fr.-HS  |             | Fayetteville, Ark. (Fayetteville HS)                          |
| 28  | Ray Buchanan Jr.     | CB   | 5-11 | 180 | Fr.-RS  | '12         | Suwanee, Ga. (Peachtree Ridge HS)                             |
| 16  | Brian Buehner        | WR   | 5-11 | 198 | Jr.-2L  | '10         | Louisville, Ky. (Saint Xavier HS)                             |
| 26  | Alex Cacciarelli     | WR   | 6-0  | 190 | Jr.-SQ  | '10         | St. Louis, Mo. (Westminster Christian Academy)                |
| 52  | Daunte Carr          | LB   | 6-3  | 235 | Jr.-2L  | '10         | Gainesville, Ga. (Gainesville HS)                             |
| 75  | Luke Charpentier     | C    | 6-4  | 316 | Jr.-2L  | '10         | Cut Off, La. (John Curtis Christian)                          |
| 7   | Tiquention Coleman   | S    | 5-10 | 195 | Jr.-TR  |             | Mauldin, S.C. (Mauldin HS/Georgia Military College)           |
| 20  | De'Andre Coley       | S    | 6-1  | 177 | Fr.-HS  |             | Miami, Fla. (Northwestern HS)                                 |
| 3   | Alex Collins         | RB   | 5-11 | 206 | Fr.-HS  |             | Ft. Lauderdale, Fla. (South Plantation HS)                    |
| 29  | Jared Collins        | CB   | 6-0  | 175 | Fr.-RS  | '12         | Tulsa, Okla. (Booker T. Washington HS)                        |
| 74  | Brey Cook            | OL   | 6-7  | 330 | Jr.-2L  |             | Springdale, Ark. (Har-Ber HS)                                 |
| 28  | Bryson Cook          | WR   | 6-1  | 185 | Fr.-HS  |             | Grapevine, Texas (Grapevine HS)                               |
| 6   | D'Arthur Cowan       | WR   | 6-3  | 183 | So.-1L  |             | Olive Branch, Miss. (Olive Branch HS)                         |
| 20  | Nathan Crouch        | WR   | 6-3  | 175 | Fr.-HS  |             | Grapevine, Texas (Colleyville Heritage HS)                    |
| 82  | Alan D'Appollonio    | SNP  | 6-0  | 217 | Jr.-2L  |             | Phoenix, Ariz. (Shadow Mountain HS)                           |
| 59  | Marcus Danenhauer    | OG   | 6-5  | 308 | So.-SQ  | '11         | Bentonville, Ark. (Bentonville HS)                            |
| 66  | Adam Deacon          | OG   | 6-1  | 312 | So.-SQ  | '11         | Little Rock, Ark. (Little Rock Christian Academy)             |
| 1   | D.J. Dean            | CB   | 5-10 | 190 | Fr.-HS  |             | Newton, Texas (Newton HS)                                     |
| 85  | Demetrius Dean       | TE   | 6-3  | 282 | So.-1L  |             | Fayetteville, Ark. (Fayetteville HS)                          |
| 11  | AJ Derby             | QB   | 6-5  | 245 | Jr.-TR  |             | Iowa City, Iowa (City High School/Iowa/Coffeyville [Kan.] CC) |
| 22  | Matt Dodson          | DB   | 5-10 | 186 | Fr.-HS  |             | McKinney, Texas (McKinney Boyd HS)                            |
| 49  | Will Duncan          | TE   | 6-3  | 230 | Fr.-HS  |             | Little Rock, Ark. (Little Rock Christian Academy)             |
| 51  | Brooks Ellis         | LB   | 6-2  | 230 | Fr.-HS  |             | Fayetteville, Ark. (Fayetteville HS)                          |
| 56  | Matt Emrich          | SNP  | 6-3  | 186 | Fr.-RS  | '12         | El Dorado, Ark. (El Dorado HS)                                |
| 34  | Denzell Evans        | RB   | 6-0  | 216 | Fr.-HS  |             | Houston, Texas (Bellaire HS)                                  |
| 25  | Kelvin Fisher Jr.    | S    | 5-11 | 197 | So.-1L  | '11         | Gilbert, Ariz. (Higley HS)                                    |
| 86  | Trey Flowers         | DE   | 6-4  | 265 | Jr.-2L  |             | Huntsville, Ala. (Columbia HS)                                |
| 26  | Rohan Gaines         | S    | 5-11 | 195 | So.-1L  | '11         | Bainbridge, Ga. (Bainbridge HS)                               |
| 58  | Ray Gervasi          | C    | 6-2  | 347 | Jr.-1L  | '10         | Orinda, Calif. (Miramonte HS)                                 |
| 32  | Drew Gorton          | SNP  | 6-0  | 200 | So.-SQ  | '11         | Fayetteville, Ark. (Fayetteville HS)                          |
| 61  | Ryan Gray            | OL   | 6-2  | 302 | Fr.-HS  |             | Mahopac, N.Y. (Mahopac HS)                                    |
| 82  | Melvinson Hartfield  | WR   | 5-11 | 192 | Fr.-HS  |             | Dallas, Texas (South Oak Cliff HS)                            |
| 4   | Keon Hatcher         | WR   | 6-2  | 210 | So.-1L  |             | Owasso, Okla. (Owasso HS)                                     |
| 5   | Eric Hawkins         | WR   | 6-0  | 185 | Fr.-RS  | '12         | Longview, Texas (Longview HS)                                 |
| 84  | Hunter Henry         | TE   | 6-6  | 250 | Fr.-HS  |             | Little Rock, Ark. (Pulaski Academy)                           |
| 43  | John Henson          | K    | 5-11 | 167 | Jr.-1L  | '10         | Southlake, Texas (Carroll HS)                                 |
| 19  | Javontee Herndon     | WR   | 6-1  | 197 | Sr.-3L  |             | Jacksonville, Fla. (The Bolles School)                        |
| 9   | Will Hines           | CB   | 6-1  | 190 | So.-1L  |             | Waco, Texas (Waco HS)   |
| 18  | Zach Hocker          | K/P  | 6-0  | 191 | Sr.-3L  |             | Russellville, Ark. (Russellville HS)                          |
| 93  | DeMarcus Hodge       | DT   | 6-1  | 345 | So.-1L  | '11         | Monroe, La. (Neville HS)                                      |
| 22  | Nate Holmes          | RB   | 6-1  | 180 | So.-1L  |             | Port Arthur, Texas (Memorial HS)                              |
| 15  | Price Holmes         | LB   | 6-3  | 220 | Sr.-1L  | '09         | Batesville, Ark. (Batesville HS)                              |
| 2   | Julian Horton        | WR   | 6-1  | 205 | Sr.-3L  |             | Norcross, Ga. (Greater Atlanta Christian School)              |
| 24  | Shaquille Hunter     | DB   | 5-10 | 160 | Fr.-HS  |             | Junction City, Ark. (Junction City HS)                        |
| 69  | David Hurd           | OT   | 6-6  | 318 | Sr.-1L  | '09         | West Monroe, La. (West Monroe HS)                             |
| 92  | Sam Irwin-Hill       | P/K  | 6-3  | 210 | Jr.-TR  |             | Bendigo, Australia (City College of San Francisco)            |
| 30  | Bubba Jenkins        | RB   | 5-10 | 205 | Fr.-HS  |             | Springfield, Mo. (Parkview HS)                                |
| 94  | Taiwan Johnson       | DE   | 6-3  | 255 | Fr.-RS  | '12         | Manvel, Texas (Manvel HS)                                     |
| 49  | Austin Jones         | LB   | 6-2  | 237 | Sr.-1L  |             | Dallas, Texas (Lake Highlands HS/Air Force Academy)           |
| 54  | Byran Jones          | DT   | 6-2  | 318 | Sr.-3L  |             | Junction City, Ark. (Junction City HS)                        |
| 41  | Chris Jones          | FB   | 5-11 | 240 | Fr.-HS  |             | DeQueen, Ark. (DeQueen HS)                                    |
| 97  | Darrell Kelly-Thomas | DE   | 6-4  | 261 | So.-1L  | '11         | Lufkin, Texas (Lufkin HS)                                     |



ARKANSAS 2013 ROSTER

| No. | Name                  | POS. | HT.  | WT. | CL/EXP. | RS/Hardship | Hometown (HS/Other)   |
|-----|-----------------------|------|------|-----|---------|-------------|---|
| 55  | Denver Kirkland       | OG   | 6-5  | 345 | Fr.-HS  |             | Miami, Fla. (Booker T. Washington HS)   |
| 78  | Reeve Koehler         | OG   | 6-4  | 336 | Fr.-HS  |             | Kailua, Hawai'i (St. Louis School)  |
| 39  | Jarrett Lake          | LB   | 6-3  | 235 | Sr.-3L  |             | Jenks, Okla. (Jenks HS)   |
| 89  | Brandon Lewis         | DE   | 6-5  | 260 | Fr.-RS  | '12         | Memphis, Tenn. (Ridgeway HS)  |
| 35  | Morgan Linton         | FB   | 5-11 | 252 | Jr.-1L  | '10         | Lonoke, Ark. (Lonoke HS)  |
| 89  | Mitchell Loewen       | TE   | 6-4  | 272 | So.-1L  | '11         | Lahaina, Hawai'i (Lahainaluna HS)   |
| 90  | Ke'Tyrus Marks        | DT   | 6-2  | 303 | Fr.-HS  |             | West Palm Beach, Fla. (Suncoast HS)   |
| 33  | Korliss Marshall      | S    | 6-0  | 200 | Fr.-HS  |             | Osceola, Ark. (Osceola HS)  |
| 67  | Johnathan McClure     | OL   | 6-4  | 328 | Jr.-TR  |             | Wichita, Kan. (Wichita Heights HS/Butler CC)  |
| 48  | Adam McFain           | K    | 6-0  | 170 | Fr.-RS  | '12         | Greenwood, Ark. (Greenwood HS)  |
| 13  | Davyon McKinney       | CB   | 6-3  | 197 | So.-1L  | '11         | Forrest City, Ark. (Forrest City HS)  |
| 8   | Tevin Mitchel         | CB   | 6-0  | 180 | Jr.-2L  |             | Mansfield, Texas (Legacy HS)  |
| 34  | Braylon Mitchell      | LB   | 6-3  | 230 | Jr.-2L  | '10         | North Little Rock, Ark. (Heber Springs HS)  |
| 7   | Damon Mitchell        | QB   | 6-2  | 207 | Fr.-HS  |             | Egg Harbor City, N.J. (Cedar Creek HS)  |
| 38  | Jerry Mitchell        | S    | 6-1  | 222 | Sr.-3L  | '09         | Mandeville, La. (Mandeville HS)   |
| 80  | Drew Morgan           | WR   | 6-0  | 187 | Fr.-HS  |             | Greenwood, Ark. (Greenwood HS)  |
| 50  | Grady Ollison         | OT   | 6-5  | 307 | So.-1L  | '11         | Malvern, Ark. (Malvern HS)  |
| 17  | Kendrick Payne        | WR   | 6-0  | 171 | Fr.-HS  |             | Castro Valley, Calif. (Skyline HS)  |
| 5   | Otha Peters           | LB   | 6-2  | 237 | So.-1L  |             | Covington, La. (Covington HS)   |
| 91  | Darius Philon         | DT   | 6-3  | 300 | Fr.-RS  | '12         | Mobile, Ala. (Vigor HS)   |
| 40  | Eric Ponio            | FB   | 6-0  | 245 | Fr.-HS  |             | Chicago, Ill. (St. Rita of Cascia HS)   |
| 99  | Steve Reichwein       | DE   | 6-1  | 220 | Fr.-HS  |             | Lancaster, Pa. (Lancaster Catholic HS)  |
| 40  | Matt Reynolds         | LB   | 6-1  | 190 | Fr.-HS  |             | McKinney, Texas (McKinney HS)   |
| 30  | Kevin Richardson      | DB   | 6-0  | 152 | Fr.-HS  |             | Jacksonville, Ark. (Jacksonville HS)  |
| 96  | Karl Roesler          | DL   | 6-3  | 232 | Fr.-HS  |             | Louisville, Ky. (Saint Xavier HS)   |
| 42  | Devin Ryan            | FB   | 5-10 | 217 | Fr.-HS  |             | Flower Mound, Texas (Marcus HS)   |
| 29  | Chris Saunders        | WR   | 5-11 | 185 | Fr.-RS  | '12         | Dallas, Texas (Life Charter School)   |
| 76  | Dan Skipper           | OG   | 6-10 | 317 | Fr.-HS  |             | Arvada, Colo. (Ralston Valley HS)   |
| 38  | Kohl Slaughter        | TE   | 6-2  | 215 | Fr.-HS  |             | Webb City, Mo. (Webb City HS)   |
| 36  | Kiero Small           | FB   | 5-10 | 242 | Sr.-1L  | NA/'12      | Baltimore, Md. (Cardinal Gibbons HS/Valley Forge [Pa.] Military Academy/Hartnell [Calif.] CC) |
| 42  | Chris Smith           | DE   | 6-3  | 270 | Sr.-3L  |             | Mount Ulla, N.C. (West Rowan HS)  |
| 65  | Mitch Smothers        | OG   | 6-4  | 315 | So.-1L  | '12         | Springdale, Ark. (Springdale HS)  |
| 47  | Martrell Spaight      | LB   | 6-0  | 226 | Jr.-TR  |             | Little Rock, Ark. (North Little Rock HS/Coffeyville [Kan.] CC)                                |
| 83  | Jeremy Sprinkle       | TE   | 6-6  | 230 | Fr.-RS  | '12         | White Hall, Ark. (White Hall HS)  |
| 21  | Harold Stoker         | WR   | 6-2  | 192 | Fr.-HS  |             | Texarkana, Texas (Texas HS)   |
| 70  | Chris Stringer        | OT   | 6-7  | 325 | Jr.-1L  | NA/'11      | Rancho Cucamonga, Calif. (Alta Loma HS/Citrus College)  |
| 64  | Travis Swanson        | C    | 6-5  | 315 | Sr.-3L  | '09         | Kingwood, Texas (Kingwood HS)   |
| 87  | Austin Tate           | TE   | 6-6  | 263 | Sr.-3L  | '09         | Harrison, Ark. (Harrison HS)  |
| 45  | Myke Tavarres         | LB   | 6-2  | 220 | Jr.-TR  |             | Lake Oswego, Ore. (Lakeridge HS/College of the Siskiyous)                                     |
| 86  | Brad Taylor           | TE   | 6-4  | 256 | Sr.-1L  | '11         | Springdale, Ark. (Har-Ber HS)   |
| 98  | Robert Thomas         | DT   | 6-3  | 325 | Sr.-2L  |             | Muskogee, Okla. (Muskogee HS/Coffeyville [Kan.] CC)   |
| 57  | Nicholas Thomas-Smith | LB   | 5-10 | 225 | Fr.-HS  |             | Chesterfield, Mo. (Marquette HS)  |
| 23  | Scotty Thurman        | WR   | 5-11 | 187 | Fr.-RS  | '12         | Pine Bluff, Ark. (Fayetteville HS)  |
| 31  | A.J. Turner           | LB   | 6-2  | 210 | So.-1L  |             | Lepanto, Ark. (East Poinsett County HS)   |
| 27  | Alan Turner           | S    | 6-0  | 200 | Jr.-2L  | '10         | Junction City, Ark. (Junction City HS)  |
| 46  | Alex Voelzke          | TE   | 6-6  | 252 | So.-1L  | '11         | Longview, Texas (Spring Hill HS)  |
| 24  | Kody Walker           | RB   | 6-2  | 240 | So.-SQ  | NA/'11      | Jefferson City, Mo. (Jefferson City HS)   |
| 73  | Jeremy Ward           | DL   | 6-4  | 302 | Fr.-RS  | '12         | Pottsville, Ark. (Pottsville HS)  |
| 21  | Carroll Washington    | CB   | 6-0  | 180 | Jr.-TR  |             | Baltimore, Md. (Edmondson-Westside HS/Hartnell [Calif.] CC)                                   |
| 32  | Jonathan Williams     | RB   | 6-0  | 222 | So.-1L  |             | Allen, Texas (Allen HS)   |
| 81  | Demetrius Wilson      | WR   | 6-3  | 182 | Sr.-1L  |             | Glendale, Ariz. (Millennium HS/Glendale CC)   |
| 6   | JaMichael Winston     | DE   | 6-5  | 262 | Fr.-RS  | '12         | Pritchard, Ala. (Vigor HS)  |
| 48  | Deatrich Wise Jr.     | DE   | 6-6  | 275 | Fr.-RS  | NA/'12      | Carrollton, Texas (Hebron HS)   |
| 25  | Jojo Wynn             | RB   | 5-9  | 207 | Fr.-RS  | '12         | Darien, Ga. (McIntosh County Academy)   |

PRONUNCIATION GUIDE

|                                      |                                   |                              |                            |
|--------------------------------------|-----------------------------------|------------------------------|----------------------------|
| Patrick Arinze (UH-rins)             | Tiquention (TIE-quin-ten) Coleman | Davyon (dave-EE-on) McKinney | Bret Bielema (BEE-luh-muh) |
| Horace Arkadie (ark-UH-die)          | Alan D'Appollonio                 | Grady Ollison (AH-liss-on)   | Taver (TAY-ver) Johnson    |
| Robert Atiga (ah-TEE-guh)            | (dap-oh-LOHN-ee-oh)               | Otha (OH-thuh) Peters        | Barry Lunney (luhn-EE) Jr. |
| Alex Brignoni (BRIG-nohn-ee)         | Rohan (row-HAHN) Gaines           | Darius Philon (FIE-lahn)     |                            |
| Brian Buehner (BEE-ner)              | Javontee (jah-von-TAY) Herndon    | Kiero (key-ARROW) Small      |                            |
| Alex Cacciarelli (cas-SEE-uh-rel-ee) | Mitchell Loewen (LAY-ven)         | Martrell Spaight (SPAYT)     |                            |
| Luke Charpentier (shar-pen-tee-A)    | Ke'Tyrus (KEE-tie-rus) Marks      | Alex Voelzke (VOHL-skee)     |                            |



## 2013 ARKANSAS RAZORBACK DEPTH CHART (as of 10 /27 /13)

## OFFENSE

|           |    |                                   |
|-----------|----|-----------------------------------|
| <b>WR</b> | 4  | Keon Hatcher (So., 6-2, 210)      |
|           | 6  | D'Arthur Cowan (So., 6-3, 183)    |
| <b>WR</b> | 19 | Javontee Herndon (Sr., 6-1, 197)  |
|           | 5  | Eric Hawkins (RFr., 6-0, 185)     |
| <b>TE</b> | 84 | Hunter Henry (Fr., 6-6, 250)      |
|           | 87 | Austin Tate (Sr., 6-6, 263)       |
| <b>LT</b> | 69 | David Hurd (Sr., 6-6, 318)        |
|           | 68 | Austin Beck (So., 6-7, 305)       |
| <b>LG</b> | 76 | Dan Skipper (Fr., 6-10, 317)      |
|           | 65 | Mitch Smothers (So., 6-4, 315)    |
| <b>C</b>  | 64 | Travis Swanson (Sr., 6-5, 315)    |
|           | 75 | Luke Charpentier (Jr., 6-4, 316)  |
| <b>RG</b> | 55 | Denver Kirkland (Fr., 6-5, 345)   |
|           | 72 | Cordale Boyd (RFr., 6-3, 310)     |
| <b>RT</b> | 74 | Brey Cook (Jr., 6-7, 330)         |
|           | 50 | Grady Ollison (So., 6-5, 307)     |
| <b>QB</b> | 10 | Brandon Allen (So., 6-3, 218)     |
|           | 11 | AJ Derby (Jr., 6-5, 245)          |
| <b>RB</b> | 32 | Jonathan Williams (So., 6-0, 222) |
|           |    | <b>OR</b>                         |
|           | 3  | Alex Collins (Fr., 5-11, 206)     |
| <b>FB</b> | 36 | Kiero Small (Sr., 5-10, 242)      |
|           | 87 | Austin Tate (Sr., 6-6, 263)       |

## DEFENSE

|            |    |                                    |
|------------|----|------------------------------------|
| <b>DE</b>  | 42 | Chris Smith (Sr., 6-3, 270)        |
|            | 89 | Brandon Lewis (RFr., 6-5, 260)     |
| <b>DT</b>  | 91 | Darius Philon (RFr., 6-3, 300)     |
|            | 93 | DeMarcus Hodge (So., 6-1, 345)     |
| <b>DT</b>  | 54 | Byran Jones (Sr., 6-2, 318)        |
|            | 95 | Horace Arkadie (So., 6-4, 303)     |
| <b>DE</b>  | 86 | Trey Flowers (Jr., 6-4, 265)       |
|            | 48 | Deatrich Wise Jr. (RFr., 6-6, 275) |
| <b>SLB</b> | 47 | Martrell Spaight (Jr., 6-0, 226)   |
|            | 15 | Price Holmes (Sr., 6-3, 220)       |
| <b>MLB</b> | 39 | Jarrett Lake (Sr., 6-3, 235)       |
|            | 49 | Austin Jones (Sr., 6-2, 237)       |
| <b>WLB</b> | 34 | Braylon Mitchell (Jr., 6-3, 230)   |
|            | 5  | Otha Peters (So., 6-2, 237)        |
| <b>CB</b>  | 8  | Tevin Mitchel (Jr., 6-0, 180)      |
|            | 1  | D.J. Dean (Fr., 5-10, 190)         |
| <b>SS</b>  | 27 | Alan Turner (Jr., 6-0, 200)        |
|            | 26 | Rohan Gaines (So., 5-11, 195)      |
| <b>FS</b>  | 14 | Eric Bennett (Sr., 6-0, 200)       |
|            | 25 | Kelvin Fisher Jr. (So., 5-11, 197) |
| <b>CB</b>  | 21 | Carroll Washington (Jr., 6-0, 180) |
|            |    | <b>OR</b>                          |
|            | 29 | Jared Collins (RFr., 6-0, 175)     |

## SPECIAL TEAMS

|            |    |                                   |
|------------|----|-----------------------------------|
| <b>K</b>   | 18 | Zach Hocker (Sr., 6-0, 191)       |
|            | 43 | John Henson (Jr., 5-11, 167)      |
| <b>P</b>   | 92 | Sam Irwin-Hill (Jr., 6-3, 210)    |
|            | 18 | Zach Hocker (Sr., 6-0, 191)       |
| <b>SNP</b> | 82 | Alan D'Appollonio (Jr., 6-0, 217) |
|            | 32 | Drew Gorton (So., 6-0, 200)       |

|            |    |                                  |
|------------|----|----------------------------------|
| <b>H</b>   | 56 | Matt Emrich (RFr., 6-3, 186)     |
|            | 37 | Toby Baker (RFr., 6-3, 202)      |
| <b>KOR</b> | 4  | Keon Hatcher (So., 6-2, 210)     |
|            | 33 | Korliss Marshall (Fr., 6-0, 200) |
| <b>PR</b>  | 19 | Javontee Herndon (Sr., 6-1, 197) |
|            | 14 | Eric Bennett (Sr., 6-0, 200)     |



**2013 Arkansas Razorback Football**  
**Arkansas Game Results (as of Oct 19, 2013)**  
**All games**

| <b>Date</b>    | <b>Opponent</b>    |   | <b>Score</b> | <b>Overall</b> | <b>Conference</b> | <b>Time</b> | <b>Attend</b> |
|----------------|--------------------|---|--------------|----------------|-------------------|-------------|---------------|
| Aug 31, 2013   | LOUISIANA          | W | 34-14        | 1-0            | 0-0               | 3:06        | 69801         |
| Sep 07, 2013   | SAMFORD            | W | 31-21        | 2-0            | 0-0               | 2:59        | 47358         |
| Sep 14, 2013   | SOUTHERN MISS      | W | 24-3         | 3-0            | 0-0               | 3:10        | 63067         |
| Sep 21, 2013   | at Rutgers         | L | 24-28        | 3-1            | 0-0               | 3:23        | 51969         |
| * Sep 28, 2013 | #10 TEXAS A&M      | L | 33-45        | 3-2            | 0-1               | 3:15        | 72613         |
| * Oct 05, 2013 | at #18 Florida     | L | 10-30        | 3-3            | 0-2               | 3:32        | 90043         |
| * Oct 12, 2013 | #14 SOUTH CAROLINA | L | 7-52         | 3-4            | 0-3               | 3h 7m       | 66302         |
| * Oct 19, 2013 | at #1 Alabama      | L | 0-52         | 3-5            | 0-4               | 3:06        | 101821        |



**2013 Arkansas Razorback Football**  
**Arkansas Overall Team Statistics (as of Oct 19, 2013)**  
**All games**

| <b>Team Statistics</b>  | <b>AR</b>    | <b>OPP</b>  |
|-------------------------|--------------|-------------|
| SCORING                 | 163          | 245         |
| Points Per Game         | 20.4         | 30.6        |
| FIRST DOWNS             | 140          | 172         |
| Rushing                 | 78           | 80          |
| Passing                 | 55           | 83          |
| Penalty                 | 7            | 9           |
| RUSHING YARDAGE         | 1679         | 1376        |
| Yards gained rushing    | 1807         | 1575        |
| Yards lost rushing      | 128          | 199         |
| Rushing Attempts        | 316          | 299         |
| Average Per Rush        | 5.3          | 4.6         |
| Average Per Game        | 209.9        | 172.0       |
| TDs Rushing             | 9            | 12          |
| PASSING YARDAGE         | 1173         | 1730        |
| Comp-Att-Int            | 91-196-7     | 155-248-4   |
| Average Per Pass        | 6.0          | 7.0         |
| Average Per Catch       | 12.9         | 11.2        |
| Average Per Game        | 146.6        | 216.2       |
| TDs Passing             | 10           | 18          |
| TOTAL OFFENSE           | 2852         | 3106        |
| Total Plays             | 512          | 547         |
| Average Per Play        | 5.6          | 5.7         |
| Average Per Game        | 356.5        | 388.2       |
| KICK RETURNS: #-Yards   | 25-476       | 9-205       |
| PUNT RETURNS: #-Yards   | 6-35         | 14-219      |
| INT RETURNS: #-Yards    | 4-26         | 7-131       |
| KICK RETURN AVERAGE     | 19.0         | 22.8        |
| PUNT RETURN AVERAGE     | 5.8          | 15.6        |
| INT RETURN AVERAGE      | 6.5          | 18.7        |
| FUMBLES-LOST            | 13-7         | 7-4         |
| PENALTIES-Yards         | 34-323       | 34-267      |
| Average Per Game        | 40.4         | 33.4        |
| PUNTS-Yards             | 38-1677      | 36-1487     |
| Average Per Punt        | 44.1         | 41.3        |
| Net punt average        | 37.3         | 38.7        |
| KICKOFFS-Yards          | 34-2211      | 46-2897     |
| Average Per Kick        | 65.0         | 63.0        |
| Net kick average        | 42.1         | 41.8        |
| TIME OF POSSESSION/Game | 30:26        | 29:34       |
| 3RD-DOWN Conversions    | 42/104       | 43/106      |
| 3rd-Down Pct            | 40%          | 41%         |
| 4TH-DOWN Conversions    | 4/9          | 9/12        |
| 4th-Down Pct            | 44%          | 75%         |
| SACKS BY-Yards          | 20-142       | 6-51        |
| MISC YARDS              | -25          | -6          |
| TOUCHDOWNS SCORED       | 20           | 33          |
| FIELD GOALS-ATTEMPTS    | 8-10         | 5-9         |
| ON-SIDE KICKS           | 0-0          | 0-0         |
| RED-ZONE SCORES         | (18-23) 78%  | (26-30) 87% |
| RED-ZONE TOUCHDOWNS     | (14-23) 61%  | (22-30) 73% |
| PAT-ATTEMPTS            | (19-19) 100% | (32-33) 97% |
| ATTENDANCE              | 319141       | 243833      |
| Games/Avg Per Game      | 5/63828      | 3/81278     |
| Neutral Site Games      |              | 0/0         |

| <b>Score by Quarters</b> | <b>1st</b> | <b>2nd</b> | <b>3rd</b> | <b>4th</b> | <b>OT</b> | <b>Total</b> |
|--------------------------|------------|------------|------------|------------|-----------|--------------|
| Arkansas                 | 59         | 32         | 51         | 21         | 0         | 163          |
| Opponents                | 48         | 69         | 80         | 48         | 0         | 245          |



**2013 Arkansas Razorback Football**  
**Arkansas Overall Individual Statistics (as of Oct 19, 2013)**  
**All games**

| Rushing           | gp | att | gain | loss | net  | avg  | td | lg | avg/g |
|-------------------|----|-----|------|------|------|------|----|----|-------|
| Alex Collins      | 8  | 141 | 826  | 29   | 797  | 5.7  | 4  | 55 | 99.6  |
| Jonathan Williams | 8  | 100 | 620  | 8    | 612  | 6.1  | 4  | 75 | 76.5  |
| Keon Hatcher      | 6  | 7   | 114  | 0    | 114  | 16.3 | 0  | 50 | 19.0  |
| Kiero Small       | 8  | 25  | 102  | 0    | 102  | 4.1  | 0  | 19 | 12.8  |
| Korliss Marshall  | 4  | 2   | 24   | 0    | 24   | 12.0 | 0  | 16 | 6.0   |
| Nate Holmes       | 4  | 6   | 22   | 5    | 17   | 2.8  | 0  | 8  | 4.2   |
| Sam Irwin-Hill    | 8  | 1   | 12   | 0    | 12   | 12.0 | 0  | 12 | 1.5   |
| Kody Walker       | 5  | 2   | 11   | 1    | 10   | 5.0  | 0  | 11 | 2.0   |
| Brandon Allen     | 7  | 17  | 54   | 46   | 8    | 0.5  | 1  | 13 | 1.1   |
| AJ Derby          | 5  | 4   | 15   | 9    | 6    | 1.5  | 0  | 10 | 1.2   |
| Eric Hawkins      | 7  | 1   | 4    | 0    | 4    | 4.0  | 0  | 4  | 0.6   |
| Javontee Herndon  | 8  | 1   | 2    | 0    | 2    | 2.0  | 0  | 2  | 0.2   |
| Jeremy Sprinkle   | 8  | 1   | 1    | 0    | 1    | 1.0  | 0  | 1  | 0.1   |
| TEAM              | 6  | 8   | 0    | 30   | -30  | -3.8 | 0  | 0  | -5.0  |
| Total             | 8  | 316 | 1807 | 128  | 1679 | 5.3  | 9  | 75 | 209.9 |
| Opponents         | 8  | 299 | 1575 | 199  | 1376 | 4.6  | 12 | 80 | 172.0 |

| Passing           | gp | effic  | comp-att-int | pct   | yds  | td | lg | avg/g |
|-------------------|----|--------|--------------|-------|------|----|----|-------|
| Brandon Allen     | 7  | 103.56 | 71-158-7     | 44.9  | 955  | 8  | 52 | 136.4 |
| AJ Derby          | 5  | 105.39 | 18-34-0      | 52.9  | 173  | 1  | 18 | 34.6  |
| Sam Irwin-Hill    | 8  | 150.80 | 1-2-0        | 50.0  | 24   | 0  | 24 | 3.0   |
| Jonathan Williams | 8  | 606.40 | 1-1-0        | 100.0 | 21   | 1  | 21 | 2.6   |
| TEAM              | 6  | 0.00   | 0-1-0        | 0.0   | 0    | 0  | 0  | 0.0   |
| Total             | 8  | 106.39 | 91-196-7     | 46.4  | 1173 | 10 | 52 | 146.6 |
| Opponents         | 8  | 141.82 | 155-248-4    | 62.5  | 1730 | 18 | 53 | 216.2 |

| Receiving         | gp | no. | yds  | avg  | td | lg | avg/g |
|-------------------|----|-----|------|------|----|----|-------|
| Javontee Herndon  | 8  | 20  | 330  | 16.5 | 4  | 49 | 41.2  |
| Hunter Henry      | 8  | 17  | 318  | 18.7 | 1  | 52 | 39.8  |
| Kiero Small       | 8  | 13  | 94   | 7.2  | 1  | 16 | 11.8  |
| Keon Hatcher      | 6  | 11  | 125  | 11.4 | 1  | 27 | 20.8  |
| Alex Collins      | 8  | 9   | 64   | 7.1  | 0  | 30 | 8.0   |
| Jonathan Williams | 8  | 6   | 72   | 12.0 | 2  | 28 | 9.0   |
| Julian Horton     | 7  | 6   | 57   | 9.5  | 0  | 15 | 8.1   |
| Eric Hawkins      | 7  | 3   | 32   | 10.7 | 0  | 12 | 4.6   |
| Jeremy Sprinkle   | 8  | 3   | 24   | 8.0  | 0  | 17 | 3.0   |
| Mitchell Loewen   | 8  | 1   | 24   | 24.0 | 1  | 24 | 3.0   |
| Alan D'Appollonio | 8  | 1   | 24   | 24.0 | 0  | 24 | 3.0   |
| D'Arthur Cowan    | 2  | 1   | 9    | 9.0  | 0  | 9  | 4.5   |
| Total             | 8  | 91  | 1173 | 12.9 | 10 | 52 | 146.6 |
| Opponents         | 8  | 155 | 1730 | 11.2 | 18 | 53 | 216.2 |

| Punt Returns     | no. | yds | avg  | td | lg |
|------------------|-----|-----|------|----|----|
| Javontee Herndon | 6   | 35  | 5.8  | 0  | 16 |
| Total            | 6   | 35  | 5.8  | 0  | 16 |
| Opponents        | 14  | 219 | 15.6 | 1  | 58 |

| Interceptions     | no. | yds | avg  | td | lg |
|-------------------|-----|-----|------|----|----|
| Tevin Mitchel     | 1   | 26  | 26.0 | 1  | 26 |
| Trey Flowers      | 1   | 0   | 0.0  | 0  | 0  |
| JaMichael Winston | 1   | 0   | 0.0  | 0  | 0  |
| Will Hines        | 1   | 0   | 0.0  | 0  | 0  |
| Total             | 4   | 26  | 6.5  | 1  | 26 |
| Opponents         | 7   | 131 | 18.7 | 2  | 42 |

| Kick Returns     | no. | yds | avg  | td | lg |
|------------------|-----|-----|------|----|----|
| Korliss Marshall | 11  | 177 | 16.1 | 0  | 38 |
| Keon Hatcher     | 9   | 198 | 22.0 | 0  | 35 |
| Eric Hawkins     | 4   | 90  | 22.5 | 0  | 27 |
| Kiero Small      | 1   | 11  | 11.0 | 0  | 11 |
| Total            | 25  | 476 | 19.0 | 0  | 38 |
| Opponents        | 9   | 205 | 22.8 | 0  | 35 |

| Fumble Returns | no. | yds | avg | td | lg |
|----------------|-----|-----|-----|----|----|
| Total          | 0   | 0   | 0.0 | 0  | 0  |
| Opponents      | 0   | 0   | 0.0 | 0  | 0  |



**2013 Arkansas Razorback Football**  
**Arkansas Overall Individual Statistics (as of Oct 19, 2013)**  
**All games**

| Scoring           | td        | fg          | PAT          |          |          |            | dxp      | saf      | pts        |
|-------------------|-----------|-------------|--------------|----------|----------|------------|----------|----------|------------|
|                   |           |             | kick         | rush     | rcv      | pass       |          |          |            |
| Zach Hocker       | -         | 8-9         | 18-18        | -        | -        | -          | -        | -        | 42         |
| Jonathan Williams | 6         | -           | -            | -        | -        | -          | -        | -        | 36         |
| Javontee Herndon  | 4         | -           | -            | -        | -        | -          | -        | -        | 24         |
| Alex Collins      | 4         | -           | -            | -        | -        | -          | -        | -        | 24         |
| Tevin Mitchel     | 1         | -           | -            | -        | -        | -          | -        | -        | 6          |
| Keon Hatcher      | 1         | -           | -            | -        | -        | -          | -        | -        | 6          |
| Brandon Allen     | 1         | -           | -            | -        | -        | 0-1        | -        | -        | 6          |
| Kiero Small       | 1         | -           | -            | -        | -        | -          | -        | -        | 6          |
| Mitchell Loewen   | 1         | -           | -            | -        | -        | -          | -        | -        | 6          |
| Hunter Henry      | 1         | -           | -            | -        | -        | -          | -        | -        | 6          |
| John Henson       | -         | 0-1         | 1-1          | -        | -        | -          | -        | -        | 1          |
| <b>Total</b>      | <b>20</b> | <b>8-10</b> | <b>19-19</b> | <b>-</b> | <b>-</b> | <b>0-1</b> | <b>-</b> | <b>-</b> | <b>163</b> |
| <b>Opponents</b>  | <b>33</b> | <b>5-9</b>  | <b>32-33</b> | <b>-</b> | <b>-</b> | <b>-</b>   | <b>-</b> | <b>-</b> | <b>245</b> |

| Total Offense     | g        | plays      | rush        | pass        | total       | avg/g        |
|-------------------|----------|------------|-------------|-------------|-------------|--------------|
| Brandon Allen     | 7        | 175        | 8           | 955         | 963         | 137.6        |
| Alex Collins      | 8        | 141        | 797         | 0           | 797         | 99.6         |
| Jonathan Williams | 8        | 101        | 612         | 21          | 633         | 79.1         |
| AJ Derby          | 5        | 38         | 6           | 173         | 179         | 35.8         |
| Keon Hatcher      | 6        | 7          | 114         | 0           | 114         | 19.0         |
| Kiero Small       | 8        | 25         | 102         | 0           | 102         | 12.8         |
| Sam Irwin-Hill    | 8        | 3          | 12          | 24          | 36          | 4.5          |
| Korliss Marshall  | 4        | 2          | 24          | 0           | 24          | 6.0          |
| Nate Holmes       | 4        | 6          | 17          | 0           | 17          | 4.2          |
| Kody Walker       | 5        | 2          | 10          | 0           | 10          | 2.0          |
| Eric Hawkins      | 7        | 1          | 4           | 0           | 4           | 0.6          |
| Javontee Herndon  | 8        | 1          | 2           | 0           | 2           | 0.2          |
| Jeremy Sprinkle   | 8        | 1          | 1           | 0           | 1           | 0.1          |
| <b>TEAM</b>       | <b>6</b> | <b>9</b>   | <b>-30</b>  | <b>0</b>    | <b>-30</b>  | <b>-5.0</b>  |
| <b>Total</b>      | <b>8</b> | <b>512</b> | <b>1679</b> | <b>1173</b> | <b>2852</b> | <b>356.5</b> |
| <b>Opponents</b>  | <b>8</b> | <b>547</b> | <b>1376</b> | <b>1730</b> | <b>3106</b> | <b>388.2</b> |

| Field Goals | fg  | pct. | 01-19 | 20-29 | 30-39 | 40-49 | 50-99 | lg | blk |
|-------------|-----|------|-------|-------|-------|-------|-------|----|-----|
| Zach Hocker | 8-9 | 88.9 | 0-0   | 2-2   | 3-3   | 2-3   | 1-1   | 53 | 1   |
| John Henson | 0-1 | 0.0  | 0-0   | 0-0   | 0-1   | 0-0   | 0-0   | 0  | 0   |

| FG Sequence    | Arkansas     | Opponents |
|----------------|--------------|-----------|
| Louisiana      | (22),(34),34 | 27        |
| Samford        | (53)         | -         |
| Southern Miss  | (42)         | (27),49   |
| Rutgers        | (41)         | 32        |
| Texas A&M      | (28),(39)    | (39)      |
| Florida        | (30)         | 48,(28)   |
| South Carolina | -            | (33)      |
| Alabama        | 41           | (48)      |

| Punting          | no.       | yds         | avg         | lg        | tb       | fc        | i20       | 50+      | blk      |
|------------------|-----------|-------------|-------------|-----------|----------|-----------|-----------|----------|----------|
| Sam Irwin-Hill   | 31        | 1357        | 43.8        | 79        | 1        | 5         | 12        | 4        | 0        |
| Zach Hocker      | 7         | 320         | 45.7        | 77        | 1        | 2         | 1         | 2        | 0        |
| <b>Total</b>     | <b>38</b> | <b>1677</b> | <b>44.1</b> | <b>79</b> | <b>2</b> | <b>7</b>  | <b>13</b> | <b>6</b> | <b>0</b> |
| <b>Opponents</b> | <b>36</b> | <b>1487</b> | <b>41.3</b> | <b>62</b> | <b>3</b> | <b>16</b> | <b>16</b> | <b>6</b> | <b>0</b> |

| Kickoffs         | no.       | yds         | avg         | tb        | ob       | retn        | net         | ydln      |
|------------------|-----------|-------------|-------------|-----------|----------|-------------|-------------|-----------|
| Zach Hocker      | 33        | 2146        | 65.0        | 23        | 2        |             |             |           |
| John Henson      | 1         | 65          | 65.0        | 0         | 0        |             |             |           |
| <b>Total</b>     | <b>34</b> | <b>2211</b> | <b>65.0</b> | <b>23</b> | <b>2</b> | <b>22.8</b> | <b>42.1</b> | <b>22</b> |
| <b>Opponents</b> | <b>46</b> | <b>2897</b> | <b>63.0</b> | <b>20</b> | <b>1</b> | <b>19.0</b> | <b>41.8</b> | <b>23</b> |

Numbers in (parentheses) indicate field goal was made.



**2013 Arkansas Razorback Football**  
**Arkansas Overall Individual Statistics (as of Oct 19, 2013)**  
**All games**

| All Purpose      | g | rush | rcv  | pr  | kr  | ir  | total | avg/g |
|------------------|---|------|------|-----|-----|-----|-------|-------|
| Alex Collins     | 8 | 797  | 64   | 0   | 0   | 0   | 861   | 107.6 |
| Jonathan Willia  | 8 | 612  | 72   | 0   | 0   | 0   | 684   | 85.5  |
| Keon Hatcher     | 6 | 114  | 125  | 0   | 198 | 0   | 437   | 72.8  |
| Javontee Hernd   | 8 | 2    | 330  | 35  | 0   | 0   | 367   | 45.9  |
| Hunter Henry     | 8 | 0    | 318  | 0   | 0   | 0   | 318   | 39.8  |
| Kiero Small      | 8 | 102  | 94   | 0   | 11  | 0   | 207   | 25.9  |
| Korliss Marshall | 4 | 24   | 0    | 0   | 177 | 0   | 201   | 50.2  |
| Eric Hawkins     | 7 | 4    | 32   | 0   | 90  | 0   | 126   | 18.0  |
| Julian Horton    | 7 | 0    | 57   | 0   | 0   | 0   | 57    | 8.1   |
| Tevin Mitchel    | 8 | 0    | 0    | 0   | 0   | 26  | 26    | 3.2   |
| Jeremy Sprinkle  | 8 | 1    | 24   | 0   | 0   | 0   | 25    | 3.1   |
| Mitchell Loewen  | 8 | 0    | 24   | 0   | 0   | 0   | 24    | 3.0   |
| Alan D'Appolloni | 8 | 0    | 24   | 0   | 0   | 0   | 24    | 3.0   |
| Nate Holmes      | 4 | 17   | 0    | 0   | 0   | 0   | 17    | 4.2   |
| Sam Irwin-Hill   | 8 | 12   | 0    | 0   | 0   | 0   | 12    | 1.5   |
| Kody Walker      | 5 | 10   | 0    | 0   | 0   | 0   | 10    | 2.0   |
| D'Arthur Cowan   | 2 | 0    | 9    | 0   | 0   | 0   | 9     | 4.5   |
| Brandon Allen    | 7 | 8    | 0    | 0   | 0   | 0   | 8     | 1.1   |
| AJ Derby         | 5 | 6    | 0    | 0   | 0   | 0   | 6     | 1.2   |
| TEAM             | 6 | -30  | 0    | 0   | 0   | 0   | -30   | -5.0  |
| Total            | 8 | 1679 | 1173 | 35  | 476 | 26  | 3389  | 423.6 |
| Opponents        | 8 | 1376 | 1730 | 219 | 205 | 131 | 3661  | 457.6 |



**2013 Arkansas Razorback Football**  
**Arkansas Overall Defensive Statistics (as of Oct 19, 2013)**  
**All games**

| ##        | Defensive Leaders  | gp | Tackles |     |     | tfl/yds | Sacks<br>no-yds | Pass defense |      |     | Fumbles |    | blkd |     |
|-----------|--------------------|----|---------|-----|-----|---------|-----------------|--------------|------|-----|---------|----|------|-----|
|           |                    |    | ua      | a   | tot |         |                 | int-yds      | brup | qbh | rcv-yds | ff | kick | saf |
| 27        | Alan Turner        | 8  | 21      | 33  | 54  | .       | .               | .            | 3    | 1   | .       | .  | .    | .   |
| 39        | Jarrett Lake       | 7  | 17      | 35  | 52  | 1.0-4   | 0.5-4           | .            | 2    | 2   | 1-0     | .  | .    | .   |
| 34        | Braylon Mitchell   | 8  | 19      | 32  | 51  | 1.0-2   | .               | .            | 3    | 2   | .       | .  | .    | .   |
| 14        | Eric Bennett       | 8  | 23      | 25  | 48  | 0.5-3   | .               | .            | 3    | .   | .       | .  | .    | .   |
| 8         | Tevin Mitchel      | 8  | 24      | 17  | 41  | 3.0-9   | .               | 1-26         | 5    | .   | .       | .  | .    | .   |
| 98        | Robert Thomas      | 7  | 16      | 15  | 31  | 6.0-22  | 3.5-16          | .            | .    | .   | .       | .  | .    | .   |
| 42        | Chris Smith        | 8  | 14      | 13  | 27  | 8.0-55  | 6.0-51          | .            | 1    | 5   | 1-0     | .  | .    | .   |
| 86        | Trey Flowers       | 7  | 17      | 9   | 26  | 8.5-44  | 4.0-30          | 1-0          | 1    | 3   | .       | 2  | .    | .   |
| 91        | Darius Philon      | 8  | 13      | 13  | 26  | 6.0-29  | 3.0-22          | .            | .    | 2   | .       | 1  | .    | .   |
| 54        | Byran Jones        | 8  | 5       | 18  | 23  | 1.0-2   | .               | .            | .    | 1   | .       | .  | .    | .   |
| 47        | Martrell Spaight   | 7  | 14      | 8   | 22  | 1.0-3   | 1.0-3           | .            | .    | 1   | .       | .  | .    | .   |
| 9         | Will Hines         | 6  | 12      | 10  | 22  | .       | .               | 1-0          | 4    | .   | .       | .  | .    | .   |
| 49        | Austin Jones       | 7  | 4       | 18  | 22  | .       | .               | .            | .    | .   | 1-0     | .  | .    | .   |
| 26        | Rohan Gaines       | 6  | 8       | 9   | 17  | 0.5-2   | .               | .            | 1    | 2   | .       | .  | .    | .   |
| 21        | Carroll Washington | 8  | 7       | 7   | 14  | 1.0-1   | .               | .            | 2    | .   | .       | .  | .    | .   |
| 48        | D. Wise Jr.        | 8  | 3       | 10  | 13  | 2.0-16  | 2.0-16          | .            | .    | 2   | 1-0     | .  | .    | .   |
| 29        | Jared Collins      | 7  | 9       | 3   | 12  | 1.0-1   | .               | .            | 1    | .   | .       | .  | .    | .   |
| 93        | DeMarcus Hodge     | 7  | 5       | 6   | 11  | 1.5-3   | .               | .            | .    | .   | .       | .  | .    | .   |
| 15        | Price Holmes       | 8  | 3       | 7   | 10  | .       | .               | .            | .    | .   | .       | .  | .    | .   |
| 5P        | Otha Peters        | 5  | 5       | 4   | 9   | .       | .               | .            | 2    | .   | .       | .  | .    | .   |
| 8L        | Brandon Lewis      | 8  | 4       | 5   | 9   | 2.0-3   | .               | .            | 1    | .   | .       | .  | .    | .   |
| 52        | Daunte Carr        | 7  | .       | 4   | 4   | .       | .               | .            | .    | .   | .       | .  | .    | .   |
| 94        | Taiwan Johnson     | 3  | 1       | 3   | 4   | .       | .               | .            | .    | .   | .       | .  | .    | .   |
| 51        | Brooks Ellis       | 8  | 1       | 2   | 3   | .       | .               | .            | .    | .   | .       | .  | .    | .   |
| 13        | Davyon McKinney    | 7  | 2       | 1   | 3   | .       | .               | .            | .    | .   | .       | .  | .    | .   |
| 6         | JaMichael Winston  | 8  | 3       | .   | 3   | .       | .               | 1-0          | .    | 1   | .       | 1  | .    | .   |
| 53        | Alan D'Appollonio  | 8  | 1       | 2   | 3   | .       | .               | .            | .    | .   | .       | .  | .    | .   |
| 7         | Tiquention Coleman | 7  | .       | 2   | 2   | .       | .               | .            | .    | .   | .       | .  | .    | .   |
| 1         | D.J. Dean          | 8  | .       | 2   | 2   | .       | .               | .            | 1    | .   | .       | .  | .    | .   |
| 32        | Jonathan Williams  | 8  | 2       | .   | 2   | .       | .               | .            | .    | .   | .       | .  | .    | .   |
| 38        | Jerry Mitchell     | 6  | .       | 1   | 1   | .       | .               | .            | .    | .   | .       | .  | .    | .   |
| 4F        | Kelvin Fisher Jr.  | 6  | .       | 1   | 1   | .       | .               | .            | .    | .   | .       | .  | .    | .   |
| 92        | Sam Irwin-Hill     | 8  | 1       | .   | 1   | .       | .               | .            | .    | .   | .       | .  | .    | .   |
| 44        | Robert Atiga       | 2  | .       | 1   | 1   | .       | .               | .            | .    | .   | .       | .  | .    | .   |
| 89        | Mitchell Loewen    | 8  | 1       | .   | 1   | .       | .               | .            | .    | .   | .       | .  | .    | .   |
| 19        | Javontee Herndon   | 8  | 1       | .   | 1   | .       | .               | .            | .    | .   | .       | .  | .    | .   |
| TM        | TEAM               | 6  | 1       | .   | 1   | .       | .               | .            | .    | .   | .       | .  | .    | .   |
| 3         | Alex Collins       | 8  | 1       | .   | 1   | .       | .               | .            | .    | .   | .       | .  | .    | .   |
| 76        | Dan Skipper        | 8  | .       | .   | .   | .       | .               | .            | .    | .   | .       | .  | 2    | .   |
| Total     |                    | 8  | 258     | 316 | 574 | 44-199  | 20-142          | 4-26         | 30   | 22  | 4-0     | 4  | 2    | .   |
| Opponents |                    | 8  | 210     | 368 | 578 | 30-107  | 6-51            | 7-131        | 28   | 26  | 7-0     | 8  | 1    | .   |



**2013 Arkansas Razorback Football**  
**Arkansas Game Superlatives (as of Oct 19, 2013)**  
**All games**

**INDIVIDUAL GAME HIGHS**

|                     |      |   |
|---------------------|------|---|
| Rushes              | 25   | Alex Collins vs Southern Miss (Sep 14, 2013)      |
| Yards Rushing       | 172  | Alex Collins vs Samford (Sep 07, 2013)            |
| TD Rushes           | 1    | Jonathan Williams vs Louisiana (Aug 31, 2013)     |
|                     | 1    | Jonathan Williams vs Samford (Sep 07, 2013)       |
|                     | 1    | Alex Collins vs Samford (Sep 07, 2013)            |
|                     | 1    | Alex Collins vs Southern Miss (Sep 14, 2013)      |
|                     | 1    | Brandon Allen vs Southern Miss (Sep 14, 2013)     |
|                     | 1    | Jonathan Williams vs Southern Miss (Sep 14, 2013) |
|                     | 1    | Alex Collins vs Texas A&M (Sep 28, 2013)          |
|                     | 1    | Jonathan Williams at Florida (Oct 05, 2013)       |
|                     | 1    | Alex Collins vs South Carolina (Oct 12, 2013)     |
| Long Rush           | 75   | Jonathan Williams vs Louisiana (Aug 31, 2013)     |
| Pass attempts       | 41   | Brandon Allen at Florida (Oct 05, 2013)           |
| Pass completions    | 17   | Brandon Allen vs Texas A&M (Sep 28, 2013)         |
|                     | 17   | Brandon Allen at Florida (Oct 05, 2013)           |
| Yards Passing       | 282  | Brandon Allen vs Texas A&M (Sep 28, 2013)         |
| TD Passes           | 3    | Brandon Allen vs Louisiana (Aug 31, 2013)         |
|                     | 3    | Brandon Allen vs Texas A&M (Sep 28, 2013)         |
| Long Pass           | 52   | Brandon Allen vs Texas A&M (Sep 28, 2013)         |
| Receptions          | 5    | Hunter Henry vs Louisiana (Aug 31, 2013)          |
|                     | 5    | Javontee Herndon vs Samford (Sep 07, 2013)        |
|                     | 5    | Alex Collins at Florida (Oct 05, 2013)            |
| Yards Receiving     | 109  | Hunter Henry vs Texas A&M (Sep 28, 2013)          |
| TD Receptions       | 2    | Javontee Herndon vs Louisiana (Aug 31, 2013)      |
|                     | 2    | Jonathan Williams vs Texas A&M (Sep 28, 2013)     |
| Long Reception      | 52   | Hunter Henry vs Texas A&M (Sep 28, 2013)          |
| Field Goals         | 2    | Zach Hocker vs Louisiana (Aug 31, 2013)           |
|                     | 2    | Zach Hocker vs Texas A&M (Sep 28, 2013)           |
| Long Field Goal     | 53   | Zach Hocker vs Samford (Sep 07, 2013)             |
| Punts               | 7    | Sam Irwin-Hill at Florida (Oct 05, 2013)          |
| Punting Avg         | 57.0 | Zach Hocker at Rutgers (Sep 21, 2013)             |
| Long Punt           | 79   | Sam Irwin-Hill vs South Carolina (Oct 12, 2013)   |
| Punts inside 20     | 3    | Sam Irwin-Hill at Rutgers (Sep 21, 2013)          |
|                     | 3    | Sam Irwin-Hill at Florida (Oct 05, 2013)          |
| Long Punt Return    | 16   | Javontee Herndon vs Samford (Sep 07, 2013)        |
| Long Kickoff Return | 38   | Korliss Marshall vs Texas A&M (Sep 28, 2013)      |
| Tackles             | 13   | Jarrett Lake vs Southern Miss (Sep 14, 2013)      |
| Sacks               | 3.0  | Chris Smith vs Southern Miss (Sep 14, 2013)       |
| Tackles For Loss    | 3.5  | Robert Thomas vs Samford (Sep 07, 2013)           |
|                     | 3.5  | Trey Flowers at Florida (Oct 05, 2013)            |
| Interceptions       | 1    | JaMichael Winston vs Louisiana (Aug 31, 2013)     |
|                     | 1    | Will Hines vs Southern Miss (Sep 14, 2013)        |
|                     | 1    | Trey Flowers vs Southern Miss (Sep 14, 2013)      |
|                     | 1    | Tevin Mitchel at Rutgers (Sep 21, 2013)           |



**2013 Arkansas Razorback Football**  
**Arkansas Game Superlatives (as of Oct 19, 2013)**  
**All games**

**TEAM GAME HIGHS**

|                  |      |                                  |
|------------------|------|----------------------------------|
| Rushes           | 56   | vs Southern Miss (Sep 14, 2013)  |
| Yards Rushing    | 333  | vs Samford (Sep 07, 2013)        |
| Yards Per Rush   | 9.1  | vs South Carolina (Oct 12, 2013) |
| TD Rushes        | 3    | vs Southern Miss (Sep 14, 2013)  |
| Pass attempts    | 43   | at Florida (Oct 05, 2013)        |
| Pass completions | 17   | vs Texas A&M (Sep 28, 2013)      |
|                  | 17   | at Florida (Oct 05, 2013)        |
| Yards Passing    | 282  | vs Texas A&M (Sep 28, 2013)      |
| Yards Per Pass   | 10.0 | vs Louisiana (Aug 31, 2013)      |
| TD Passes        | 3    | vs Louisiana (Aug 31, 2013)      |
|                  | 3    | vs Texas A&M (Sep 28, 2013)      |
| Total Plays      | 74   | vs Louisiana (Aug 31, 2013)      |
| Total Offense    | 522  | vs Louisiana (Aug 31, 2013)      |
| Yards Per Play   | 7.3  | vs Texas A&M (Sep 28, 2013)      |
| Points           | 34   | vs Louisiana (Aug 31, 2013)      |
| Sacks By         | 5    | at Rutgers (Sep 21, 2013)        |
| First Downs      | 24   | vs Louisiana (Aug 31, 2013)      |
| Penalties        | 8    | at Florida (Oct 05, 2013)        |
| Penalty Yards    | 66   | at Rutgers (Sep 21, 2013)        |
| Turnovers        | 3    | vs South Carolina (Oct 12, 2013) |
|                  | 3    | at Alabama (Oct 19, 2013)        |
| Interceptions By | 2    | vs Southern Miss (Sep 14, 2013)  |
| Punts            | 9    | at Rutgers (Sep 21, 2013)        |
| Punting Avg      | 53.5 | vs South Carolina (Oct 12, 2013) |
| Long Punt        | 79   | vs South Carolina (Oct 12, 2013) |
| Punts inside 20  | 4    | at Rutgers (Sep 21, 2013)        |
| Long Punt Return | 16   | vs Samford (Sep 07, 2013)        |



**2013 Arkansas Razorback Football**  
**Arkansas Game Superlatives (as of Oct 19, 2013)**  
**All games**

**OPPONENT INDIVIDUAL GAME HIGHS**

|                     |      |   |
|---------------------|------|---|
| Rushes              | 19   | Mike Davis, vs South Carolina (Oct 12, 2013)      |
| Yards Rushing       | 128  | Mike Davis, vs South Carolina (Oct 12, 2013)      |
| TD Rushes           | 2    | Ben Malena, vs Texas A&M (Sep 28, 2013)           |
|                     | 2    | Kenyan Drake, at Alabama (Oct 19, 2013)           |
| Long Rush           | 80   | Derrick Henry, at Alabama (Oct 19, 2013)          |
| Pass attempts       | 43   | NOVA,Gary, at Rutgers (Sep 21, 2013)              |
| Pass completions    | 23   | Johnny Manziel, vs Texas A&M (Sep 28, 2013)       |
| Yards Passing       | 346  | NOVA,Gary, at Rutgers (Sep 21, 2013)              |
| TD Passes           | 3    | NOVA,Gary, at Rutgers (Sep 21, 2013)              |
|                     | 3    | Murphy,T., at Florida (Oct 05, 2013)              |
|                     | 3    | Connor Shaw, vs South Carolina (Oct 12, 2013)     |
|                     | 3    | AJ McCarron, at Alabama (Oct 19, 2013)            |
| Long Pass           | 53   | Connor Shaw, vs South Carolina (Oct 12, 2013)     |
| Receptions          | 7    | Derel Walker, vs Texas A&M (Sep 28, 2013)         |
| Yards Receiving     | 133  | KROFT,Tyler, at Rutgers (Sep 21, 2013)            |
| TD Receptions       | 2    | CARROO,Leonte, at Rutgers (Sep 21, 2013)          |
|                     | 2    | Mike Evans, vs Texas A&M (Sep 28, 2013)           |
|                     | 2    | Patton,S., at Florida (Oct 05, 2013)              |
|                     | 2    | Bruce Ellington, vs South Carolina (Oct 12, 2013) |
| Long Reception      | 53   | Bruce Ellington, vs South Carolina (Oct 12, 2013) |
| Field Goals         | 1    | Corey Acosta, vs Southern Miss (Sep 14, 2013)     |
|                     | 1    | Josh Lambo, vs Texas A&M (Sep 28, 2013)           |
|                     | 1    | Phillips,B., at Florida (Oct 05, 2013)            |
|                     | 1    | Elliott Fry, vs South Carolina (Oct 12, 2013)     |
|                     | 1    | Cade Foster, at Alabama (Oct 19, 2013)            |
| Long Field Goal     | 48   | Cade Foster, at Alabama (Oct 19, 2013)            |
| Punts               | 8    | Greg Peranich, vs Samford (Sep 07, 2013)          |
| Punting Avg         | 51.0 | Cody Mandell, at Alabama (Oct 19, 2013)           |
| Long Punt           | 62   | M. Moseley, vs Southern Miss (Sep 14, 2013)       |
| Punts inside 20     | 4    | Greg Peranich, vs Samford (Sep 07, 2013)          |
| Long Punt Return    | 58   | GRANT,Janarion, at Rutgers (Sep 21, 2013)         |
| Long Kickoff Return | 35   | Trey Williams, vs Texas A&M (Sep 28, 2013)        |
| Tackles             | 16   | Alan Howze, vs Southern Miss (Sep 14, 2013)       |
| Sacks               | 1.0  | Justin Shade, vs Samford (Sep 07, 2013)           |
|                     | 1.0  | MERA,Djwany, at Rutgers (Sep 21, 2013)            |
|                     | 1.0  | Purifoy,L., at Florida (Oct 05, 2013)             |
|                     | 1.0  | Riggs,C., at Florida (Oct 05, 2013)               |
|                     | 1.0  | Denzel Devall, at Alabama (Oct 19, 2013)          |
| Tackles For Loss    | 3.0  | GAUSE,Quentin, at Rutgers (Sep 21, 2013)          |
| Interceptions       | 1    | Kelsey Douglas, vs Southern Miss (Sep 14, 2013)   |
|                     | 1    | Tommy Sanders, vs Texas A&M (Sep 28, 2013)        |
|                     | 1    | D. Everett, vs Texas A&M (Sep 28, 2013)           |
|                     | 1    | Purifoy,L., at Florida (Oct 05, 2013)             |
|                     | 1    | Victor Hampton, vs South Carolina (Oct 12, 2013)  |
|                     | 1    | Cyrus Jones, at Alabama (Oct 19, 2013)            |
|                     | 1    | H. Clinton-Dix, at Alabama (Oct 19, 2013)         |

**2013 Arkansas Razorback Football**  
**Arkansas Game Superlatives (as of Oct 19, 2013)**  
**All games**

**OPPONENT TEAM GAME HIGHS**

|                  |      |                                  |
|------------------|------|----------------------------------|
| Rushes           | 54   | vs South Carolina (Oct 12, 2013) |
| Yards Rushing    | 352  | at Alabama (Oct 19, 2013)        |
| Yards Per Rush   | 9.5  | at Alabama (Oct 19, 2013)        |
| TD Rushes        | 4    | at Alabama (Oct 19, 2013)        |
| Pass attempts    | 43   | at Rutgers (Sep 21, 2013)        |
| Pass completions | 24   | vs South Carolina (Oct 12, 2013) |
| Yards Passing    | 346  | at Rutgers (Sep 21, 2013)        |
| Yards Per Pass   | 10.9 | at Florida (Oct 05, 2013)        |
| TD Passes        | 4    | vs South Carolina (Oct 12, 2013) |
| Total Plays      | 89   | vs South Carolina (Oct 12, 2013) |
| Total Offense    | 537  | vs South Carolina (Oct 12, 2013) |
| Yards Per Play   | 8.7  | at Alabama (Oct 19, 2013)        |
| Points           | 52   | vs South Carolina (Oct 12, 2013) |
|                  | 52   | at Alabama (Oct 19, 2013)        |
| Sacks By         | 2    | at Florida (Oct 05, 2013)        |
| First Downs      | 32   | vs South Carolina (Oct 12, 2013) |
| Penalties        | 10   | vs Southern Miss (Sep 14, 2013)  |
| Penalty Yards    | 84   | at Florida (Oct 05, 2013)        |
| Turnovers        | 3    | at Rutgers (Sep 21, 2013)        |
| Interceptions By | 2    | vs Texas A&M (Sep 28, 2013)      |
|                  | 2    | at Alabama (Oct 19, 2013)        |
| Punts            | 8    | vs Samford (Sep 07, 2013)        |
| Punting Avg      | 51.0 | at Alabama (Oct 19, 2013)        |
| Long Punt        | 62   | vs Southern Miss (Sep 14, 2013)  |
| Punts inside 20  | 4    | vs Samford (Sep 07, 2013)        |
| Long Punt Return | 58   | at Rutgers (Sep 21, 2013)        |



**2013 Arkansas Razorback Football**  
**Arkansas Team Game-by-Game (as of Oct 19, 2013)**  
**All games**

TEAM STATISTICS

| Date     | Opponent       | Rushing |      |    |    | Receiving |      |    |    | Passing     |      |    |    | Kick Returns |     |    |    | Punt Returns |     |    |    | tot<br>off |
|----------|----------------|---------|------|----|----|-----------|------|----|----|-------------|------|----|----|--------------|-----|----|----|--------------|-----|----|----|------------|
|          |                | no.     | yds  | td | lg | no.       | yds  | td | lg | cmp-att-int | yds  | td | lg | no.          | yds | td | lg | no.          | yds | td | lg |            |
| Aug 31   | LOUISIANA      | 51      | 292  | 1  | 75 | 15        | 230  | 3  | 49 | 15-23-0     | 230  | 3  | 49 | 0            | 0   | 0  | 0  | 0            | 0   | 0  | 0  | 522        |
| Sep 07   | SAMFORD        | 53      | 333  | 2  | 55 | 9         | 125  | 2  | 35 | 9-17-0      | 125  | 2  | 35 | 2            | 50  | 0  | 27 | 1            | 20  | 0  | 16 | 458        |
| Sep 14   | SOUTHERN MISS  | 56      | 258  | 3  | 45 | 6         | 69   | 0  | 18 | 6-11-1      | 69   | 0  | 18 | 1            | 20  | 0  | 20 | 3            | 14  | 0  | 15 | 327        |
| Sep 21   | at Rutgers     | 34      | 101  | 0  | 19 | 16        | 182  | 2  | 24 | 16-28-0     | 182  | 2  | 24 | 3            | 58  | 0  | 23 | 1            | 2   | 0  | 2  | 283        |
| Sep 28   | TEXAS A&M      | 30      | 201  | 1  | 38 | 17        | 282  | 3  | 52 | 17-36-2     | 282  | 3  | 52 | 5            | 125 | 0  | 38 | 0            | 0   | 0  | 0  | 483        |
| Oct 05   | at Florida     | 29      | 111  | 1  | 28 | 17        | 164  | 0  | 31 | 17-43-1     | 164  | 0  | 31 | 4            | 40  | 0  | 19 | 1            | -1  | 0  | 0  | 275        |
| Oct 12   | SOUTH CAROLINA | 24      | 218  | 1  | 50 | 4         | 30   | 0  | 20 | 4-13-1      | 30   | 0  | 20 | 3            | 54  | 0  | 29 | 0            | 0   | 0  | 0  | 248        |
| Oct 19   | at Alabama     | 39      | 165  | 0  | 13 | 7         | 91   | 0  | 25 | 7-25-2      | 91   | 0  | 25 | 7            | 129 | 0  | 24 | 0            | 0   | 0  | 0  | 256        |
| Arkansas |                | 316     | 1679 | 9  | 75 | 91        | 1173 | 10 | 52 | 91-196-7    | 1173 | 10 | 52 | 25           | 476 | 0  | 38 | 6            | 35  | 0  | 16 | 2852       |
|          |                | 299     | 1376 | 12 | 80 | 155       | 1730 | 18 | 53 | 155-248-4   | 1730 | 18 | 53 | 9            | 205 | 0  | 35 | 14           | 219 | 1  | 58 | 3106       |

Games played: 8  
 Avg per rush: 5.3  
 Avg per catch: 12.9  
 Pass efficiency: 106.39  
 Kick ret avg: 19.0  
 Punt ret avg: 5.8  
 All purpose avg/game: 423.6  
 Total offense avg/gm: 356.5

| Date     | Opponent       | Tackles |     |       |          | Sacks<br>no-yds | Fumble |        | Pass Defense |     |      | Blkd<br>kick | PAT Attempts |      |     |     | pts |     |
|----------|----------------|---------|-----|-------|----------|-----------------|--------|--------|--------------|-----|------|--------------|--------------|------|-----|-----|-----|-----|
|          |                | ua      | a   | total | tfl-yds  |                 | ff     | fr-yds | int-yds      | qbh | brup |              | kick         | rush | rcv | saf |     |     |
| Aug 31   | LOUISIANA      | 30      | 34  | 64    | 5.0-34   | 4.0-30          | 1      | 1-0    | 1-0          | 6   | 4    | 0            | 4-4          | 0    | 0   | 0   | 0   | 34  |
| Sep 07   | SAMFORD        | 20      | 38  | 58    | 6.0-18   | 2.0-10          | 0      | 0-0    | 0-0          | 2   | 2    | 0            | 4-4          | 0    | 0   | 0   | 0   | 31  |
| Sep 14   | SOUTHERN MISS  | 26      | 48  | 74    | 5.0-28   | 3.0-22          | 1      | 0-0    | 2-0          | 5   | 6    | 0            | 3-3          | 0    | 0   | 0   | 0   | 24  |
| Sep 21   | at Rutgers     | 33      | 44  | 77    | 5.0-40   | 5.0-40          | 1      | 2-0    | 1-26         | 3   | 7    | 1            | 3-3          | 0    | 0   | 0   | 0   | 24  |
| Sep 28   | TEXAS A&M      | 38      | 44  | 82    | 4.0-14   | 1.0-7           | 0      | 0-0    | 0-0          | 1   | 4    | 0            | 3-3          | 0    | 0   | 0   | 0   | 33  |
| Oct 05   | at Florida     | 40      | 14  | 54    | 10.0-32  | 2.0-14          | 0      | 0-0    | 0-0          | 1   | 1    | 1            | 1-1          | 0    | 0   | 0   | 0   | 10  |
| Oct 12   | SOUTH CAROLINA | 45      | 54  | 99    | 7.0-28   | 3.0-19          | 1      | 1-0    | 0-0          | 2   | 4    | 0            | 1-1          | 0    | 0   | 0   | 0   | 7   |
| Oct 19   | at Alabama     | 26      | 40  | 66    | 2.0-5    | 0.0-0           | 0      | 0-0    | 0-0          | 2   | 2    | 0            | 0-0          | 0    | 0   | 0   | 0   | 0   |
| Arkansas |                | 258     | 316 | 574   | 44.0-199 | 20.0-142        | 4      | 4-0    | 4-26         | 22  | 30   | 2            | 19-19        | 0    | 0   | 0   | 0   | 163 |
|          |                | 210     | 368 | 578   | 30.0-107 | 6.0-51          | 8      | 7-0    | 7-131        | 26  | 28   | 1            | 32-33        | 0    | 0   | 0   | 0   | 245 |

| Date     | Opponent       | Punting |      |      |      |      |    |    |     |     |        | Field Goals |      |     | Kickoffs |      |    |    |  |
|----------|----------------|---------|------|------|------|------|----|----|-----|-----|--------|-------------|------|-----|----------|------|----|----|--|
|          |                | no.     | yds  | avg  | long | blkd | tb | fc | 50+ | i20 | md-att | long        | blkd | no. | yds      | avg  | tb | ob |  |
| Aug 31   | LOUISIANA      | 2       | 82   | 41.0 | 45   | 0    | 0  | 0  | 0   | 1   | 2-3    | 34          | 0    | 6   | 390      | 65.0 | 5  | 0  |  |
| Sep 07   | SAMFORD        | 3       | 131  | 43.7 | 47   | 0    | 0  | 1  | 0   | 0   | 1-1    | 53          | 0    | 6   | 405      | 67.5 | 5  | 0  |  |
| Sep 14   | SOUTHERN MISS  | 6       | 246  | 41.0 | 49   | 0    | 0  | 2  | 0   | 2   | 1-1    | 42          | 0    | 5   | 324      | 64.8 | 3  | 0  |  |
| Sep 21   | at Rutgers     | 9       | 425  | 47.2 | 77   | 0    | 1  | 2  | 2   | 4   | 1-1    | 41          | 0    | 5   | 310      | 62.0 | 2  | 1  |  |
| Sep 28   | TEXAS A&M      | 3       | 119  | 39.7 | 44   | 0    | 0  | 0  | 0   | 0   | 2-2    | 39          | 0    | 6   | 390      | 65.0 | 4  | 0  |  |
| Oct 05   | at Florida     | 7       | 320  | 45.7 | 60   | 0    | 0  | 1  | 2   | 3   | 1-1    | 30          | 0    | 3   | 197      | 65.7 | 2  | 1  |  |
| Oct 12   | SOUTH CAROLINA | 4       | 214  | 53.5 | 79   | 0    | 1  | 0  | 2   | 1   | 0-0    | 0           | 0    | 2   | 130      | 65.0 | 2  | 0  |  |
| Oct 19   | at Alabama     | 4       | 140  | 35.0 | 40   | 0    | 0  | 1  | 0   | 2   | 0-1    | 0           | 1    | 1   | 65       | 65.0 | 0  | 0  |  |
| Arkansas |                | 38      | 1677 | 44.1 | 79   | 0    | 2  | 7  | 6   | 13  | 8-10   | 53          | 1    | 34  | 2211     | 65.0 | 23 | 2  |  |
|          |                | 36      | 1487 | 41.3 | 62   | 0    | 3  | 16 | 6   | 16  | 5-9    | 48          | 2    | 46  | 2897     | 63.0 | 20 | 1  |  |

**2013 Arkansas Razorback Football**  
**Arkansas Opponent Game-by-Game (as of Oct 19, 2013)**  
**All games**

OPPONENT STATISTICS

| Date      | Opponent       | Rushing |      |    |    | Receiving |      |    |    | Passing     |      |    |    | Kick Returns |     |    |    | Punt Returns |     |    |    | tot<br>off |
|-----------|----------------|---------|------|----|----|-----------|------|----|----|-------------|------|----|----|--------------|-----|----|----|--------------|-----|----|----|------------|
|           |                | no.     | yds  | td | lg | no.       | yds  | td | lg | cmp-att-int | yds  | td | lg | no.          | yds | td | lg | no.          | yds | td | lg |            |
| Aug 31    | LOUISIANA      | 32      | 85   | 1  | 17 | 17        | 189  | 1  | 31 | 17-31-1     | 189  | 1  | 31 | 1            | 18  | 0  | 18 | 1            | -2  | 0  | 0  | 274        |
| Sep 07    | SAMFORD        | 24      | 112  | 1  | 19 | 20        | 119  | 2  | 18 | 20-29-0     | 119  | 2  | 18 | 1            | 31  | 0  | 31 | 1            | 16  | 0  | 16 | 231        |
| Sep 14    | SOUTHERN MISS  | 31      | 119  | 0  | 14 | 18        | 135  | 0  | 30 | 18-34-2     | 135  | 0  | 30 | 2            | 34  | 0  | 18 | 0            | 0   | 0  | 0  | 254        |
| Sep 21    | at Rutgers     | 36      | 54   | 0  | 16 | 22        | 346  | 3  | 42 | 22-43-1     | 346  | 3  | 42 | 2            | 33  | 0  | 17 | 4            | 106 | 1  | 58 | 400        |
| Sep 28    | TEXAS A&M      | 44      | 262  | 3  | 31 | 23        | 261  | 2  | 49 | 23-30-0     | 261  | 2  | 49 | 2            | 57  | 0  | 35 | 1            | 6   | 0  | 6  | 523        |
| Oct 05    | at Florida     | 41      | 115  | 0  | 15 | 16        | 240  | 3  | 51 | 16-22-0     | 240  | 3  | 51 | 0            | 0   | 0  | 0  | 4            | 51  | 0  | 31 | 355        |
| Oct 12    | SOUTH CAROLINA | 54      | 277  | 3  | 33 | 24        | 260  | 4  | 53 | 24-35-0     | 260  | 4  | 53 | 0            | 0   | 0  | 0  | 3            | 42  | 0  | 36 | 537        |
| Oct 19    | at Alabama     | 37      | 352  | 4  | 80 | 15        | 180  | 3  | 30 | 15-24-0     | 180  | 3  | 30 | 1            | 32  | 0  | 32 | 0            | 0   | 0  | 0  | 532        |
| Opponents |                | 299     | 1376 | 12 | 80 | 155       | 1730 | 18 | 53 | 155-248-4   | 1730 | 18 | 53 | 9            | 205 | 0  | 35 | 14           | 219 | 1  | 58 | 3106       |
|           |                | 316     | 1679 | 9  | 75 | 91        | 1173 | 10 | 52 | 91-196-7    | 1173 | 10 | 52 | 25           | 476 | 0  | 38 | 6            | 35  | 0  | 16 | 2852       |

Games played: 8  
 Avg per rush: 4.6  
 Avg per catch: 11.2  
 Pass efficiency: 141.82  
 Kick ret avg: 22.8  
 Punt ret avg: 15.6  
 All purpose avg/game: 457.6  
 Total offense avg/gm: 388.2

| Date      | Opponent       | Tackles |     |       |          | Sacks<br>no-yds | Fumble |        | Pass Defense |     |      | Blkd<br>kick | PAT Attempts |      |     |     | pts |     |
|-----------|----------------|---------|-----|-------|----------|-----------------|--------|--------|--------------|-----|------|--------------|--------------|------|-----|-----|-----|-----|
|           |                | ua      | a   | total | tfl-yds  |                 | ff     | fr-yds | int-yds      | qbh | brup |              | kick         | rush | rcv | saf |     |     |
| Aug 31    | LOUISIANA      | 32      | 56  | 88    | 2.0-11   | 1.0-10          | 1      | 1-0    | 0-0          | 1   | 2    | 0            | 2-2          | 0    | 0   | 0   | 0   | 14  |
| Sep 07    | SAMFORD        | 26      | 60  | 86    | 2.0-11   | 1.0-10          | 2      | 2-0    | 0-0          | 2   | 4    | 0            | 3-3          | 0    | 0   | 0   | 0   | 21  |
| Sep 14    | SOUTHERN MISS  | 22      | 74  | 96    | 2.0-5    | 0.0-0           | 0      | 0-0    | 1-25         | 2   | 1    | 0            | 0-0          | 0    | 0   | 0   | 0   | 3   |
| Sep 21    | at Rutgers     | 18      | 62  | 80    | 8.0-28   | 1.0-9           | 0      | 0-0    | 0-0          | 0   | 4    | 0            | 4-4          | 0    | 0   | 0   | 0   | 28  |
| Sep 28    | TEXAS A&M      | 33      | 26  | 59    | 4.0-13   | 0.0-0           | 0      | 0-0    | 2-34         | 1   | 5    | 0            | 6-6          | 0    | 0   | 0   | 0   | 45  |
| Oct 05    | at Florida     | 33      | 18  | 51    | 6.0-26   | 2.0-18          | 2      | 1-0    | 1-42         | 7   | 6    | 0            | 3-4          | 0    | 0   | 0   | 0   | 30  |
| Oct 12    | SOUTH CAROLINA | 13      | 32  | 45    | 2.0-6    | 0.0-0           | 2      | 2-0    | 1-21         | 2   | 1    | 0            | 7-7          | 0    | 0   | 0   | 0   | 52  |
| Oct 19    | at Alabama     | 33      | 40  | 73    | 4.0-7    | 1.0-4           | 1      | 1-0    | 2-9          | 11  | 5    | 1            | 7-7          | 0    | 0   | 0   | 0   | 52  |
| Opponents |                | 210     | 368 | 578   | 30.0-107 | 6.0-51          | 8      | 7-0    | 7-131        | 26  | 28   | 1            | 32-33        | 0    | 0   | 0   | 0   | 245 |
|           |                | 258     | 316 | 574   | 44.0-199 | 20.0-142        | 4      | 4-0    | 4-26         | 22  | 30   | 2            | 19-19        | 0    | 0   | 0   | 0   | 163 |

| Date      | Opponent       | Punting |      |      |      |      |    | Field Goals |     |     |        | Kickoffs |      |     |      |      |    |    |
|-----------|----------------|---------|------|------|------|------|----|-------------|-----|-----|--------|----------|------|-----|------|------|----|----|
|           |                | no.     | yds  | avg  | long | blkd | tb | fc          | 50+ | i20 | md-att | long     | blkd | no. | yds  | avg  | tb | ob |
| Aug 31    | LOUISIANA      | 5       | 218  | 43.6 | 53   | 0    | 0  | 3           | 1   | 1   | 0-1    | 0        | 0    | 3   | 195  | 65.0 | 3  | 0  |
| Sep 07    | SAMFORD        | 8       | 316  | 39.5 | 48   | 0    | 0  | 3           | 0   | 4   | 0-0    | 0        | 0    | 4   | 259  | 64.8 | 2  | 0  |
| Sep 14    | SOUTHERN MISS  | 6       | 246  | 41.0 | 62   | 0    | 0  | 1           | 2   | 3   | 1-2    | 27       | 0    | 2   | 129  | 64.5 | 1  | 0  |
| Sep 21    | at Rutgers     | 5       | 224  | 44.8 | 50   | 0    | 1  | 3           | 1   | 3   | 0-1    | 0        | 1    | 5   | 311  | 62.2 | 2  | 0  |
| Sep 28    | TEXAS A&M      | 4       | 168  | 42.0 | 56   | 0    | 1  | 2           | 1   | 3   | 1-1    | 39       | 0    | 8   | 514  | 64.2 | 3  | 0  |
| Oct 05    | at Florida     | 6       | 222  | 37.0 | 48   | 0    | 1  | 3           | 0   | 2   | 1-2    | 28       | 1    | 6   | 382  | 63.7 | 2  | 0  |
| Oct 12    | SOUTH CAROLINA | 1       | 42   | 42.0 | 42   | 0    | 0  | 0           | 0   | 0   | 1-1    | 33       | 0    | 9   | 545  | 60.6 | 5  | 1  |
| Oct 19    | at Alabama     | 1       | 51   | 51.0 | 51   | 0    | 0  | 1           | 1   | 0   | 1-1    | 48       | 0    | 9   | 562  | 62.4 | 2  | 0  |
| Opponents |                | 36      | 1487 | 41.3 | 62   | 0    | 3  | 16          | 6   | 16  | 5-9    | 48       | 2    | 46  | 2897 | 63.0 | 20 | 1  |
|           |                | 38      | 1677 | 44.1 | 79   | 0    | 2  | 7           | 6   | 13  | 8-10   | 53       | 1    | 34  | 2211 | 65.0 | 23 | 2  |



## The Last Time It Happened (through 10 /19 /2013)

### AN ARKANSAS TEAM ...

**70+ points:** (71) at Kentucky (63) 2003  
**60+ points:** (63) vs. Eastern Michigan (27) 2009  
**50+ points:** (52) vs. New Mexico (3) 2011  
**40+ points:** (49) vs. Kentucky (7) 2012  
**40+ points in a half:** (42, 1st) vs. Kentucky 2012  
**30+ points in a half:** (42, 1st) vs. Kentucky 2012  
**28+ points in a quarter:** (28, 1st) vs. Kentucky 2012  
**Defeated a ranked opponent:** #11 Kansas State 2011  
**Defeated a ranked opponent on the road:** at #22 Mississippi State 2010  
**Defeated ranked opponents in consecutive games:** vs. #14 Texas A&M; vs. #15 Auburn 2011  
**Shut out an opponent:** (20) vs. Utah State 2006  
**Had consecutive shutouts:** (23) vs. Troy State; (23) at South Carolina 2002  
**Did not allow a touchdown:** (3) vs. Southern Miss 2013  
**Was shut out:** vs. Alabama (52) 2013  
**600+ yards total offense:** (632) vs. New Mexico 2011  
**500+ yards total offense:** (522) vs. Louisiana 2013  
**400+ yards total offense:** (483) vs. Texas A&M 2013  
**80+ total plays:** (80) vs. Ole Miss 2012  
**30+ first downs:** (34) vs. New Mexico 2011  
**400+ yards rushing:** (542) vs. South Carolina 2007  
**300+ yards rushing:** (333) vs. Samford 2013  
**50+ rushing attempts:** (56) vs. Southern Miss 2013  
**5+ rushing touchdowns:** (5) vs. LSU 2007  
**4+ rushing touchdowns:** (4) vs. Jacksonville State 2012  
**3+ rushing touchdowns:** (3) vs. Southern Miss 2013  
**500+ yards passing:** (510) vs. Texas A&M 2011  
**400-499 yards passing:** (419) vs. Rutgers 2012  
**300-399 yards passing:** (359) vs. LSU 2012  
**250-299 yards passing:** (282) vs. Texas A&M 2013  
**50+ pass attempts:** (53) vs. LSU 2012  
**30+ pass completions:** (31) vs. LSU 2012  
**5+ touchdown passes:** (5) vs. Kentucky 2012  
**4+ touchdown passes:** (5) vs. Kentucky 2012  
**3+ touchdown passes:** (3) vs. Texas A&M 2013  
**5+ fumbles:** (5) at Texas A&M 2012  
**No turnovers:** at Rutgers 2013  
**7+ turnovers:** (7) vs. ULM 1997  
**100-yard rusher and 100-yard receiver:** vs. Texas A&M 2013 (RUSH: Alex Collins – 116; REC: Hunter Henry – 109)  
**200-yard+ rusher and 100-yard+ receiver:** at South Carolina 2006 (RUSH: Darren McFadden – 219; REC: Marcus Monk – 192)  
**Two 100-yard+ rushers:** vs. Southern Miss 2013 (Jonathan Williams – 116; Alex Collins – 115)  
**Three 100-yard+ rushers:** vs. North Texas 2007 (Darren McFadden – 138; Felix Jones – 132; Brandon Barnett – 105)  
**Two 100-yard receivers:** vs. Jacksonville State 2012 (Brandon Mitchell - 122; Chris Gragg - 110)  
**Four different receivers caught touchdown passes:** vs. Kentucky 2012 (Jonathan Williams, 2; Dennis Johnson, 1; Javontee Herndon, 1; Julian Horton, 1)  
**Returned a kickoff for TD:** vs. South Carolina 2011 (Dennis Johnson – 98 yards)  
**Returned a game-opening kickoff for TD:** vs. Missouri State 2009 (Dennis Johnson – 91 yards)  
**Returned a season-opening kickoff for TD:** vs. Missouri State 2009 (Dennis Johnson – 91 yards)  
**Returned a punt for TD:** vs. Kansas State 2011 (Joe Adams - 51 yards)  
**Returned two punts for TDs:** vs. Missouri State 2011 (Joe Adams - 61 yards, 69 yards)  
**Returned an interception for a TD:** at Rutgers 2013 (Tevin Mitchel - 26 yards)  
**Returned a fumble for a TD:** at LSU 2011 (Alonzo Highsmith - 47 yds)  
**Returned a blocked punt for a TD:** vs. Eastern Michigan 2009 (Seth Armbrust – 1 yard)  
**Returned a blocked field goal for a TD:** at Mississippi State 2004 (Pierre Brown – 76 yds)  
**Blocked a punt:** vs. Ohio State 2010 (Colton Miles-Nash)  
**Blocked a field goal:** at Florida 2013 (Dan Skipper)  
**Blocked a PAT:** vs. Tulsa 2012 (DeQuinta Jones)  
**Missed a PAT:** vs. Missouri State 2011 (Zach Hocker)  
**Had a punt blocked:** vs. Ole Miss (Charles Sawyer)  
**Did not punt:** vs. South Carolina 2011  
**Had a field goal blocked:** vs. Alabama 2013 (Deion Belue)  
**Had a PAT blocked:** vs. Kansas State 2011  
**Held an opponent to less than 10 first downs:** (6) vs. Kentucky 2012  
**Intercepted 4+ passes:** (4) vs. Mississippi State 2007  
**Intercepted 3+ passes:** (3) at Auburn 2012  
**Intercepted 2+ passes:** (2) vs. Southern Miss 2013



**Recovered 3+ fumbles:** (3) vs. South Carolina 2011  
**Recovered 2+ fumbles:** (2) at Rutgers 2013  
**Forced 5+ turnovers:** (5) at Auburn 2012  
**Forced 4+ turnovers:** (5) at Auburn 2012  
**Held an opponent to less than 300 yards:** (254) vs. Southern Miss 2013  
**Held an opponent to less than 200 yards:** (170) vs. Kentucky 2012  
**Scored a safety:** at Ole Miss 2011 (Jerry Franklin)  
**Scored a 2-point conversion:** at Vanderbilt 2011 (Jarius Wright pass from Tyler Wilson)  
**Committed 1 penalty or less:** vs. Texas A&M 2013

#### AN ARKANSAS PLAYER...

**Had 400+ yards total offense in a game:** (426) Tyler Wilson vs. Rutgers 2012 (7 rushing, 419 passing)  
**Had 300+ yards total offense in a game:** (397) Tyler Wilson vs. LSU 2012 (38 rushing, 359 passing)  
**Was responsible for 5+ TDs in a game:** (5) Tyler Wilson vs. Kentucky 2012 (5 pass)  
**Was responsible for 4+ TDs in a game:** (5) Tyler Wilson vs. Kentucky 2012 (5 pass)  
**Was responsible for 3+ TDs in a game:** (3) Brandon Allen vs. Texas A&M 2013 (3 pass)  
**Rushed 40+ times in a game:** (40) DeCori Birmingham at Kentucky 2003  
**Rushed 30+ times in a game:** (30) Knile Davis vs. LSU 2010  
**Rushed for 200+ yards in a game:** (206) Darren McFadden at LSU 2007  
**Rushed for 150+ yards in a game:** (172) Alex Collins vs. Samford 2013  
**Rushed for 100+ yards in a game:** (116) Alex Collins vs. Texas A&M 2013  
**Rushed for 150+ yards in consecutive games:** Knile Davis (182) vs. UTEP, (187) at Mississippi State, (152) vs. LSU 2010  
**Rushed for 100+ yards in consecutive games:** Alex Collins (131) vs. Louisiana, (172) vs. Samford, (115) vs. Southern Miss 2013; Jonathan Williams (151) vs. Louisiana, (126) vs. Samford, (116) vs. Southern Miss 2013  
**Rushed for 4+ TDs in a game:** (4) Darren McFadden vs. Florida International 2007  
**Rushed for 3+ TDs in a game:** (3) Knile Davis at South Carolina 2010  
**Passed for 500+ yards in a game:** (510) Tyler Wilson vs. Texas A&M 2011  
**Passed for 400+ yards in a game:** (419) Tyler Wilson vs. Rutgers 2012  
**Passed for 300+ yards in a game:** (359) Tyler Wilson vs. LSU 2012  
**Attempted 50+ passes in a game:** (52) Tyler Wilson vs. LSU 2012  
**Attempted 40+ passes in a game:** (41) Brandon Allen at Florida 2013  
**Attempted 30+ passes in a game:** (41) Brandon Allen at Florida 2013  
**Threw 5+ TD passes in a game:** (5) Tyler Wilson vs. Kentucky 2012  
**Threw 4+ TD passes in a game:** (5) Tyler Wilson vs. Kentucky 2012  
**Threw 3+ TD passes in a game:** (3) Brandon Allen vs. Texas A&M 2013  
**Had 300+ yards receiving in a game:** (303) Cobi Hamilton vs. Rutgers 2012  
**Had 200+ yards receiving in a game:** (303) Cobi Hamilton vs. Rutgers 2012  
**Had 150+ yards receiving in a game:** (177) Cobi Hamilton vs. Tulsa 2012  
**Had 100+ yards receiving in a game:** (109) Hunter Henry vs. Texas A&M 2013  
**100+ receiving yards in consecutive games:** Cobi Hamilton (146) vs. Ole Miss, (177) vs. Tulsa 2012  
**Caught 10+ passes in a game:** (10) Cobi Hamilton vs. LSU 2012  
**Caught 10+ passes in consecutive games:** Cobi Hamilton (12) vs. Ole Miss, (11) vs. Tulsa 2012  
**Caught 3+ TD passes in a game:** (3) Cobi Hamilton vs. Rutgers 2012  
**Caught 2+ TD passes in a game:** (2) Jonathan Williams vs. Texas A&M 2013  
**Scored 15+ points kicking:** (15) Todd Wright (4-4 FG, 3-4 PAT) vs. UTEP 1989  
**Kicked 5+ field goals in a game:** (5) Kendall Trainor vs. Texas A&M 1988  
**Kicked 4+ field goals in a game:** (4) Alex Tejada vs. Troy 2007  
**Made a 60-yard+ FG:** (67) Steve Little vs. Texas 1977  
**Made a 50-yard+ FG:** (53) Zach Hocker vs. Samford 2013  
**Had an 80-yard+ punt:** (83) Pete Raether vs. Louisiana-Lafayette 1991  
**Had a 70-yard+ punt:** (79) Sam Irwin-Hill vs. South Carolina 2013  
**Intercepted 3+ passes in a game:** (3) Michael Grant vs. ULM 2006  
**Intercepted 2+ passes in a game:** (2) Tramain Thomas vs. Auburn 2011  
**Returned 2+ punts for TDs:** (2) Joe Adams vs. Missouri State 2011 (61 yards, 69 yards)  
**Had a 90+ yard rush:** (92) Joe Adams vs. Auburn 2011  
**Had an 80+ yard rush:** (92) Joe Adams vs. Auburn 2011  
**Had a 70+ yard rush:** (75) Jonathan Williams vs. Louisiana 2013  
**Had a 60+ yard rush:** (75) Jonathan Williams vs. Louisiana 2013  
**Had a 90+ yard pass:** (92) Matt Jones to Richard Smith at Tennessee 2002  
**Had an 80+ yard pass:** (80) Tyler Wilson to Cobi Hamilton vs. Rutgers 2012  
**Had a 70+ yard pass:** (77) Tyler Wilson to Jonathan Williams vs. Kentucky 2012  
**Had two 80+ yard passes:** (85) Ryan Mallett to Cobi Hamilton, (80) Ryan Mallett to Cobi Hamilton vs. LSU 2010  
**Had two 70+ yard passes:** (77) Tyler Wilson to Jonathan Williams, (74) Tyler Wilson to Jonathan Williams vs. Kentucky 2012



**AN OPPOSING TEAM...**

**Failed to score a TD:** (3) Southern Miss 2013  
**Had 30+ first downs:** (32) South Carolina 2013  
**300+ yards rushing:** (352) Alabama 2013  
**50+ rushing attempts:** (54) South Carolina 2013  
**400+ yards passing:** (498) Texas A&M 2012  
**300+ yards passing:** (346) Rutgers 2013  
**250+ yards passing:** (260) South Carolina 2013  
**50+ pass attempts:** (68) ULM 2012  
**30+ pass completions:** (34) Texas A&M 2012  
**4+ touchdown passes:** (4) South Carolina 2013  
**3+ touchdown passes:** (3) Alabama 2013  
**500+ yards total offense:** (532) Alabama 2013  
**80+ total plays:** (89) South Carolina 2013  
**70+ points:** (70) Southern Cal 2005  
**60+ points:** (65) Auburn 2010  
**50+ points:** (52) Alabama 2013  
**40+ points:** (52) Alabama 2013  
**No turnovers:** Alabama 2013  
**5+ Fumbles:** (5) Kentucky (lost 2) 2008  
**100-yard+ rusher and 100-yard+ receiver:** Texas A&M 2012 (RUSH: Johnny Manziel, 104 yards; REC: Ryan Swope, 141 yards; Thomas Johnson, 108 yards)  
**Returned a kickoff for TD:** UTEP (Marlon McClure – 100 yards) 2010  
**Returned a punt for TD:** Rutgers (Janarion Grant – 58 yards) 2013  
**Returned an interception for a TD:** Florida (Loucheiz Purifoy – 42 yards) 2013  
**Returned 2+ interceptions for TDs:** (2) Alabama (Javier Arenas - 63 yards, Justin Woodall – 74 yards) 2008  
**Returned a fumble for a TD:** Texas A&M (Tramain Jacobs – 28 yards) 2012  
**Returned a blocked punt for a TD:** Kentucky 2003 (Andrew Hopewell, six yards)  
**Blocked a punt:** Ole Miss 2012 (Charles Sawyer)  
**Had a field goal blocked:** Florida 2013  
**Had a punt blocked:** Ohio State 2010  
**Missed a PAT:** Florida 2013  
**Missed two PATs:** Tulsa 2012  
**Had PAT blocked:** Tulsa 2012  
**Intercepted 3+ passes:** (3) Alabama 2010  
**Scored a safety:** Auburn (TEAM) 2008  
**Scored a 2-point conversion:** LSU 2007

**AN OPPOSING PLAYER...**

**Rushed 35+ times in a game:** (35) Herb Donaldson (Western Illinois) 2008  
**Rushed 30+ times in a game:** (33) Jawan Jamison (Rutgers) 2012  
**Rushed for 200+ yards in a game:** (230) Christine Michael (Texas A&M) 2011  
**Rushed for 150+ yards in a game:** (230) Christine Michael (Texas A&M) 2011  
**Rushed for 3+ touchdowns in a game:** (3) Eddie Lacy (Alabama) 2012  
**Passed for 400+ yards in a game:** (453) Johnny Manziel (Texas A&M) 2012  
**Passed for 300+ yards in a game:** (346) Gary Nova (Rutgers) 2013  
**Attempted 60+ passes in a game:** (67) Kolton Browning (ULM) 2012  
**Attempted 50+ passes in a game:** (67) Kolton Browning (ULM) 2012  
**Attempted 40+ passes in a game:** (43) Gary Nova (Rutgers) 2013  
**Threw 5+ TDs in a game:** (5) Gary Nova (Rutgers) 2012  
**Threw 4+ TDs in a game:** (4) Tyler Russell (Mississippi State) 2012  
**Threw 3+ TDs in a game:** (3) AJ McCarron (Alabama) 2013  
**Had 400+ yards total offense in a game:** (557) Johnny Manziel (Texas A&M) PASS: 453; RUSH: 104 2012  
**Had 300+ yards total offense in a game:** (316) Bo Wallace (Ole Miss) PASS: 278; RUSH: 38 2012  
**Had 200+ yards receiving in a game:** (208) Jamayel Smith (Mississippi State) 2007  
**Had 150+ yards receiving in a game:** (151) Jordan Matthews (Vanderbilt) 2011  
**Had 100+ yards receiving in a game:** (124) Solomon Patton (Florida) 2013  
**Caught 15+ passes in a game:** (17) Willie Gosha (Auburn) 1995  
**Caught 10+ passes in a game:** (12) Keyarris Garrett (Tulsa) 2012  
**Caught 3+ TD passes in a game:** (3) Jamie Armstrong (Ole Miss) 2001  
**Caught 2+ TD passes in a game:** (2) Bruce Ellington (South Carolina) 2013  
**Made 4+ field goals in a game:** (4) Josh Jasper (LSU) 2009  
**Made a 50+ yard field goal:** (53) Bryson Rose (Ole Miss) 2012  
**Had an 80+ yard punt:** (82) Derek Helton (LSU) 2010  
**Had a 70+ yard punt:** (72) Jordan Chiles (Missouri State) 2011  
**Intercepted 2+ passes in a game:** (2) Steven Terrell (Texas A&M) 2012  
**Had a 90+ yard run:** (97) John Avery (Ole Miss) 1997  
**Had an 80+ yard run:** (80) Derrick Henry (Alabama) 2013  
**Had a 70+ yard run:** (80) Derrick Henry (Alabama) 2013  
**Had a 90+ yard pass:** (99) Gino Toretta to Horace Copeland (Miami [Fla.]) 1991  
**Had an 80+ yard pass:** (80) Johnny Manziel to Ryan Swope (Texas A&M) 2012  
**Had a 70+ yard pass:** (80) Johnny Manziel to Ryan Swope (Texas A&M) 2012



## Miscellaneous Stats

### SEASON/CAREER STARTS

| Offense                       | 2013 | 2012 | 2011 | 2010 | TOT | CONS. |
|-------------------------------|------|------|------|------|-----|-------|
| 10 Brandon Allen, QB, So.     | 7    | 1    | -    | -    | 8   | 4     |
| 75 Luke Charpentier, C, Jr.   | 0    | 1    | 0    | 0    | 1   | 0     |
| 74 Brey Cook, OL, Jr.         | 7    | 6    | 0    | 0    | 13  | 3     |
| 11 AJ Derby, QB, Jr.          | 1    | -    | -    | -    | 1   | 0     |
| 4 Keon Hatcher, WR, So.       | 3    | 0    | -    | -    | 3   | 1     |
| 84 Hunter Henry, TE, Fr.      | 4    | -    | -    | -    | 4   | 1     |
| 19 Javontee Herndon, WR, Sr.  | 7    | 2    | 1    | 0    | 10  | 3     |
| 2 Julian Horton, WR, Sr.      | 4    | 1    | 2    | 0    | 7   | 0     |
| 69 David Hurd, OT, Sr.        | 8    | 11   | 0    | 0    | 19  | 8     |
| 55 Denver Kirkland, OG, Fr.   | 4    | -    | -    | -    | 4   | 4     |
| 35 Morgan Linton, FB, Jr.     | -    | 3    | 0    | 0    | 3   | 0     |
| 89 Mitchell Loewen, TE, So.   | 5    | 1    | -    | -    | 6   | 0     |
| 50 Grady Ollison, OT, So.     | 5    | 0    | -    | -    | 5   | 0     |
| 76 Dan Skipper, OG, Fr.       | 4    | -    | -    | -    | 4   | 4     |
| 36 Kiero Small, FB, Sr.       | 5    | -    | 2    | -    | 7   | 0     |
| 65 Mitch Smothers, OG, So.    | 4    | -    | 4    | -    | 8   | 0     |
| 83 Jeremy Sprinkle, TE, RFr.  | 2    | -    | -    | -    | 2   | 1     |
| 64 Travis Swanson, C, Sr.     | 8    | 12   | 13   | 13   | 46  | 46    |
| 87 Austin Tate, TE, Sr.       | 1    | 8    | 1    | 1    | 11  | 0     |
| 24 Kody Walker, FB, So.       | 0    | 1    | 0    | -    | 1   | 0     |
| 32 Jonathan Williams, RB, So. | 8    | 2    | -    | -    | 10  | 8     |

| Defense                        | 2013 | 2012 | 2011 | 2010 | TOT | CONS. |
|--------------------------------|------|------|------|------|-----|-------|
| 14 Eric Bennett, S, Sr.        | 8    | 8    | 13   | 0    | 29  | 11    |
| 86 Trey Flowers, DE, Jr.       | 7    | 12   | 3    | -    | 22  | 6     |
| 26 Rohan Gaines, S, So.        | 3    | 11   | -    | -    | 14  | 1     |
| 9 Will Hines, CB, So.          | 6    | 9    | -    | -    | 15  | 0     |
| 49 Austin Jones, LB, Sr.       | 5    | 0    | -    | -    | 5   | 0     |
| 54 Byran Jones, DT, Sr.        | 7    | 11   | 13   | 5    | 36  | 3     |
| 39 Jarrett Lake, LB, Sr.       | 7    | 0    | 0    | 0    | 7   | 6     |
| 89 Brandon Lewis, DE, RFr.     | 1    | -    | -    | -    | 1   | 0     |
| 13 Dayvon McKinney, CB So.     | 0    | 2    | -    | -    | 2   | 0     |
| 8 Tevin Mitchel, CB, Jr.       | 8    | 7    | 7    | -    | 22  | 13    |
| 34 Braylon Mitchell, LB, Jr.   | 7    | -    | -    | -    | 7   | 7     |
| 5 Otha Peters, LB, So.         | 0    | 3    | -    | -    | 3   | 0     |
| 91 Darius Philon, DT, RFr.     | 1    | -    | -    | -    | -   | 1     |
| 42 Chris Smith, DE, Sr.        | 8    | 12   | 3    | 0    | 22  | 20    |
| 47 Martrell Spaight, LB, Jr.   | 2    | -    | -    | -    | 2   | 0     |
| 98 Robert Thomas, DT, Sr.      | 7    | 2    | 5    | -    | 14  | 0     |
| 31 A.J. Turner, LB, So.        | -    | 6    | -    | -    | 6   | 0     |
| 27 Alan Turner, S, Jr.         | 8    | 2    | 0    | -    | 10  | 8     |
| 21 Carroll Washington, CB, Jr. | 2    | -    | -    | -    | 2   | 2     |
| 48 Deatrich Wise Jr., DE, RFr. | 1    | -    | -    | -    | 1   | 0     |

### 100-Yard Rushing Games

| Name              | 2013 | 2012 | 2011 | 2010 |
|-------------------|------|------|------|------|
| Alex Collins      | 4    | -    | -    | -    |
| Jonathan Williams | 3    | 0    | -    | -    |

### 100-Yard Receiving Games

| Name              | 2013 | 2012 | 2011 | 2010 |
|-------------------|------|------|------|------|
| Hunter Henry      | 1    | -    | -    | -    |
| Jonathan Williams | 0    | 1    | -    | -    |

### 200-Yard Passing Games

| Name          | 2013 | 2012 | 2011 | 2010 |
|---------------|------|------|------|------|
| Brandon Allen | 2    | -    | -    | -    |

### NON-OFFENSIVE SCORES

**Arkansas** - 1 (Interception return, 0:21 1Q at Rutgers Tevin Mitchel 26 yards)

**Opponents** - 3 (Punt return, 2:14 3Q at Rutgers Janarion Grant 58 yards; Interception return, 14:19 3Q vs Texas A&M, Deshazor Everett 34 yards; Interception return, 8:33 2Q vs Florida, Loucheiz Purifoy 42 yards)

Please note that all starts may not be at the positions the player is currently listed



## 2013 ARKANSAS SCORING DRIVES

| Quarter               | Time  | Scoring Play (Conversions)  | Plays | Yards | TOP  | Score<br>(UA-Opp) |
|-----------------------|-------|---|-------|-------|------|-------------------|
| <b>Louisiana</b>      |       |   |       |       |      |                   |
| 1st                   | 8:24  | Javontee Herndon 6-yard pass from Brandon Allen (Zach Hocker kick)            | 11    | 75    | 6:36 | 7-0               |
| 2nd                   | 11:30 | Javontee Herndon 49-yard pass from Brandon Allen (Zach Hocker kick)           | 5     | 75    | 2:28 | 14-7              |
| 2nd                   | 5:18  | Zach Hocker 22-yard field goal  | 12    | 61    | 5:45 | 17-7              |
| 2nd                   | 0:00  | Zach Hocker 34-yard field goal  | 10    | 78    | 2:02 | 20-7              |
| 3rd                   | 8:39  | Kiero Small 10-yard pass from Brandon Allen (Zach Hocker kick)                | 6     | 49    | 1:28 | 27-7              |
| 3rd                   | 6:04  | Jonathan Williams 75-yard rush (John Henson kick)                             | 1     | 75    | 0:16 | 34-14             |
| <b>Samford</b>        |       |   |       |       |      |                   |
| 1st                   | 12:02 | Mitchell Loewen 24-yard pass from Brandon Allen (Zach Hocker kick)            | 6     | 75    | 2:58 | 7-0               |
| 1st                   | 7:36  | Javontee Herndon 7-yard pass from Brandon Allen (Zach Hocker kick)            | 8     | 78    | 3:08 | 14-0              |
| 2nd                   | 11:54 | Zach Hocker 53-yard field goal  | 9     | 36    | 4:42 | 17-7              |
| 4th                   | 13:38 | Jonathan Williams 1-yard rush (Zach Hocker kick)                              | 14    | 75    | 6:31 | 24-21             |
| 4th                   | 9:04  | Alex Collins 2-yard rush (Zach Hocker kick)                                   | 5     | 74    | 2:28 | 31-21             |
| <b>Southern Miss</b>  |       |   |       |       |      |                   |
| 1st                   | 3:52  | Brandon Allen 5-yard rush (Zach Hocker kick)                                  | 12    | 89    | 5:47 | 7-0               |
| 2nd                   | 6:05  | Zach Hocker 42-yard field goal  | 7     | 20    | 2:54 | 10-3              |
| 3rd                   | 7:29  | Jonathan Williams 45-yard rush (Zach Hocker kick)                             | 5     | 68    | 2:05 | 17-3              |
| 4th                   | 7:20  | Alex Collins 7-yard rush (Zach Hocker kick)                                   | 14    | 81    | 7:33 | 24-3              |
| <b>Rutgers</b>        |       |   |       |       |      |                   |
| 1st                   | 1:15  | Zach Hocker 41-yard field goal  | 11    | 56    | 5:16 | 3-0               |
| 3rd                   | 10:01 | Javontee Herndon 17-yard pass from AJ Derby (Zach Hocker kick)                | 10    | 79    | 4:59 | 17-7              |
| 3rd                   | 8:38  | Hunter Henry 21-yard pass from Jonathan Williams (Zach Hocker kick)           | 1     | 21    | 0:05 | 24-7              |
| <b>Texas A&amp;M</b>  |       |   |       |       |      |                   |
| 1st                   | 7:43  | Keon Hatcher 12-yard pass from Brandon Allen (Zach Hocker kick)               | 9     | 62    | 2:39 | 7-7               |
| 2nd                   | 14:44 | Zach Hocker 28-yard field goal  | 6     | 66    | 2:03 | 10-17             |
| 2nd                   | 6:02  | Jonathan Williams 19-yard pass from Brandon Allen (Zach Hocker kick)          | 10    | 82    | 5:12 | 17-24             |
| 2nd                   | 00:00 | Zach Hocker 39-yard field goal  | 9     | 72    | 1:59 | 20-24             |
| 3rd                   | 12:43 | Alex Collins 9-yard run (Zach Hocker kick)                                    | 4     | 75    | 1:36 | 27-31             |
| 3rd                   | 1:09  | Jonathan Williams 19-yard pass from Brandon Allen (Brandon Allen pass failed) | 7     | 65    | 3:33 | 33-45             |
| <b>Florida</b>        |       |   |       |       |      |                   |
| 1st                   | 2:09  | Jonathan Williams 4-yard run (Zach Hocker kick)                               | 8     | 64    | 4:15 | 7-0               |
| 3rd                   | 4:12  | Zach Hocker 30-yard field goal  | 7     | 43    | 2:21 | 10-24             |
| <b>South Carolina</b> |       |   |       |       |      |                   |
| 1st                   | 12:02 | Alex Collins 6-yard run (Zach Hocker kick)                                    | 7     | 64    | 2:58 | 7-0               |



## 2013 OPPONENT SCORING DRIVES

| Quarter               | Time  | Scoring Play (Conversions)   | Plays | Yards | TOP  | Score<br>(UA-Opp) |
|-----------------------|-------|--|-------|-------|------|-------------------|
| <b>Louisiana</b>      |       |  |       |       |      |                   |
| 2nd                   | 13:58 | Alonzo Harris 2-yard rush (Steph Brauchie kick)                          | 10    | 71    | 3:35 | 7-7               |
| 3rd                   | 6:20  | Jacob Maxwell 11-yard pass from Terrance Broadway (Steph Brauchie kick)  | 8     | 76    | 2:19 | 27-14             |
| <b>Samford</b>        |       |  |       |       |      |                   |
| 1st                   | 1:36  | Kelsey Pope 2-yard pass from Andy Summerlin (W. Handrahan kick)          | 13    | 75    | 6:00 | 14-7              |
| 3rd                   | 11:22 | Zeke Walters 2-yard pass from Andy Summerlin (W. Handrahan kick)         | 3     | 24    | 1:21 | 17-14             |
| 3rd                   | 5:09  | Fabian Truss 16-yard rush (W. Handrahan kick)                            | 5     | 74    | 2:28 | 17-21             |
| <b>Southern Miss</b>  |       |  |       |       |      |                   |
| 2nd                   | 12:01 | Corey Acosta 27-yard field goal  | 7     | 36    | 2:23 | 7-3               |
| <b>Rutgers</b>        |       |  |       |       |      |                   |
| 2nd                   | 0:39  | Tyler Kroft 15-yard pass from Gary Nova (Nick Borgese kick)              | 12    | 68    | 4:26 | 10-7              |
| 4th                   | 9:55  | Leonte Carroo 33-yard pass from Gary Nova (Nick Borgese kick)            | 6     | 98    | 1:44 | 24-21             |
| 4th                   | 5:18  | Leonte Carroo 4-yard pass from Gary Nova (Nick Borgese kick)             | 6     | 33    | 1:43 | 24-28             |
| <b>Texas A&amp;M</b>  |       |  |       |       |      |                   |
| 1st                   | 12:41 | Mike Evans 9-yard pass from Johnny Manziel (Josh Lambo kick)             | 6     | 75    | 2:39 | 0-7               |
| 1st                   | 5:11  | Ben Malena 2-yard run (Josh Lambo kick)                                  | 9     | 75    | 2:32 | 7-14              |
| 1st                   | 1:47  | Josh Lambo 39-yard field goal  | 8     | 34    | 2:23 | 7-17              |
| 2nd                   | 11:14 | Mike Evans 7-yard pass from Johnny Manziel (Josh Lambo kick)             | 9     | 75    | 3:30 | 10-24             |
| 3rd                   | 4:42  | Trey Williams 17-yard run (Josh Lambo kick)                              | 9     | 68    | 3:06 | 27-38             |
| 4th                   | 10:08 | Ben Malena 1-yard run (Josh Lambo kick)                                  | 7     | 57    | 2:56 | 33-45             |
| <b>Florida</b>        |       |  |       |       |      |                   |
| 2nd                   | 11:11 | Brad Phillips 28-yard field goal   | 12    | 55    | 5:58 | 7-3               |
| 2nd                   | 0:20  | Solomon Patton 51-yard pass from Tyler Murphy (Brad Phillips kick)       | 6     | 75    | 1:22 | 7-17              |
| 3rd                   | 11:23 | Solomon Patton 38-yard pass from Tyler Murphy (Brad Phillips kick)       | 7     | 75    | 3:37 | 7-24              |
| 4th                   | 4:47  | Valdez Showers 9-yard pass from Tyler Murphy (Brad Phillips kick failed) | 5     | 42    | 2:47 | 10-30             |
| <b>South Carolina</b> |       |  |       |       |      |                   |
| 1st                   | 7:14  | Elliott Fry 33-yard field goal   | 13    | 59    | 4:48 | 7-3               |
| 1st                   | 5:12  | Mike Davis 6-yard run (Elliott Fry kick)                                 | 1     | 6     | 0:06 | 7-10              |
| 2nd                   | 13:40 | Bruce Ellington 9-yard pass from Connor Shaw (Elliott Fry kick)          | 11    | 71    | 5:31 | 7-17              |
| 2nd                   | 0:13  | Bruce Ellington 4-yard pass from Connor Shaw (Elliott Fry kick)          | 12    | 49    | 2:07 | 7-24              |
| 3rd                   | 11:49 | Damiere Byrd 45-yard pass from Connor Shaw (Elliott Fry kick)            | 6     | 75    | 3:11 | 7-31              |
| 3rd                   | 1:29  | Connor Shaw 10-yard run (Elliott Fry kick)                               | 15    | 79    | 9:29 | 7-38              |
| 4th                   | 9:18  | Kane Whitehurst 15-yard pass from Dylan Thompson (Elliott Fry kick)      | 9     | 44    | 4:29 | 7-45              |
| 4th                   | 1:07  | Brendan Nosovitch 7-yard run (Elliott Fry kick)                          | 12    | 80    | 7:23 | 7-52              |
| <b>Alabama</b>        |       |  |       |       |      |                   |
| 1st                   | 9:09  | Jalston Fowler 4-yard pass from AJ McCarron (Cade Foster kick)           | 12    | 68    | 5:51 | 0-7               |
| 1st                   | 4:36  | Kenyan Drake 1-yard run (Cade Foster kick)                               | 5     | 38    | 2:21 | 0-14              |
| 2nd                   | 9:03  | Kenyan Drake 46-yard run (Cade Foster kick)                              | 5     | 84    | 1:57 | 0-21              |
| 2nd                   | 1:07  | Amari Cooper 30-yard pass from AJ McCarron (Cade Foster kick)            | 5     | 72    | 1:47 | 0-28              |
| 3rd                   | 13:28 | O.J. Howard 17-yard pass from AJ McCarron (Cade Foster kick)             | 3     | 30    | 1:32 | 0-35              |
| 3rd                   | 8:18  | T.J. Yeldon 24-yard run (Cade Foster kick)                               | 8     | 72    | 3:34 | 0-42              |
| 3rd                   | 3:02  | Cade Foster 48-yard field goal   | 7     | 23    | 2:40 | 0-45              |
| 4th                   | 0:59  | Derrick Henry 80-yard run (Adam Griffith kick)                           | 2     | 89    | 0:59 | 0-52              |



**GAME BY GAME STARTERS**

**OFFENSE**

| Game              | OT   | OG       | C       | OG       | OT      | QB       | RB       | FB/TE/WR | TE     | WR      | WR/TE    |
|-------------------|------|----------|---------|----------|---------|----------|----------|----------|--------|---------|----------|
| Louisiana         | Hurd | Cook     | Swanson | Smothers | Ollison | B. Allen | Williams | Small    | Loewen | Herndon | Horton   |
| Samford           | Hurd | Cook     | Swanson | Smothers | Ollison | B. Allen | Williams | Small    | Loewen | Herndon | Horton   |
| Southern Miss     | Hurd | Cook     | Swanson | Smothers | Ollison | B. Allen | Williams | Small    | Loewen | Herndon | Horton   |
| Rutgers           | Hurd | Cook     | Swanson | Smothers | Ollison | Derby    | Williams | Small    | Henry  | Herndon | Horton   |
| Texas A&M         | Hurd | Kirkland | Swanson | Skipper  | Ollison | B. Allen | Williams | Loewen   | Henry  | Hatcher | Sprinkle |
| Florida           | Hurd | Kirkland | Swanson | Skipper  | Cook    | B. Allen | Williams | Tate     | Henry  | Herndon | Hatcher  |
| South Carolina    | Hurd | Kirkland | Swanson | Skipper  | Cook    | B. Allen | Williams | Small    | Loewen | Herndon | Sprinkle |
| Alabama           | Hurd | Kirkland | Swanson | Skipper  | Cook    | B. Allen | Williams | Cowan    | Henry  | Herndon | Hatcher  |
| Auburn            |      |          |         |          |         |          |          |          |        |         |          |
| Ole Miss          |      |          |         |          |         |          |          |          |        |         |          |
| Mississippi State |      |          |         |          |         |          |          |          |        |         |          |
| LSU               |      |          |         |          |         |          |          |          |        |         |          |

**DEFENSE**

| Game              | DE    | DT     | DT       | DE      | WLB         | MLB         | S/SLB       | CB      | S      | S       | CB         |
|-------------------|-------|--------|----------|---------|-------------|-------------|-------------|---------|--------|---------|------------|
| Louisiana         | Smith | Thomas | B. Jones | Flowers | Lake        | A. Jones    | Turner      | Mitchel | Gaines | Bennett | Hines      |
| Samford           | Smith | Thomas | B. Jones | Lewis   | Spaight     | A. Jones    | B. Mitchell | Mitchel | Turner | Bennett | Hines      |
| Southern Miss     | Smith | Thomas | B. Jones | Flowers | Lake        | A. Jones    | B. Mitchell | Mitchel | Turner | Bennett | Hines      |
| Rutgers           | Smith | Thomas | B. Jones | Flowers | Lake        | A. Jones    | B. Mitchell | Mitchel | Turner | Bennett | Hines      |
| Texas A&M         | Smith | Thomas | Wise Jr. | Flowers | Lake        | B. Mitchell | Turner      | Mitchel | Gaines | Bennett | Hines      |
| Florida           | Smith | Thomas | B. Jones | Flowers | B. Mitchell | Lake        | Spaight     | Mitchel | Turner | Bennett | Hines      |
| South Carolina    | Smith | Thomas | B. Jones | Flowers | B. Mitchell | Lake        | A. Jones    | Mitchel | Turner | Bennett | Washington |
| Alabama           | Smith | Philon | B. Jones | Flowers | B. Mitchell | Lake        | Gaines      | Mitchel | Turner | Bennett | Washington |
| Auburn            |       |        |          |         |             |             |             |         |        |         |            |
| Ole Miss          |       |        |          |         |             |             |             |         |        |         |            |
| Mississippi State |       |        |          |         |             |             |             |         |        |         |            |
| LSU               |       |        |          |         |             |             |             |         |        |         |            |

**OFFENSIVE TOUCHDOWN BREAKDOWN**

| YARDS | No. of TD | No. of TD Drives | Poss. Time | TD Drives | Plays | TD Drives |
|-------|-----------|------------------|------------|-----------|-------|-----------|
| 0-10  | 10        | 0                | 0:01-0:30  | 2         | 1     | 2         |
| 11-20 | 4         | 0                | 0:31-1:00  | 0         | 2     | 0         |
| 21-30 | 2         | 1                | 1:01-1:30  | 0         | 3     | 0         |
| 31-40 | 0         | 0                | 1:31-2:00  | 1         | 4     | 1         |
| 41-50 | 2         | 1                | 2:01-3:00  | 6         | 5     | 3         |
| 51-60 | 0         | 0                | 3:01-4:00  | 2         | 6     | 2         |
| 61-70 | 0         | 5                | 4:01-5:00  | 3         | 7     | 2         |
| 71-80 | 1         | 9                | 5:01-6:00  | 2         | 8     | 2         |
| 81-90 | 0         | 3                | 6:01-7:00  | 2         | 9     | 1         |
| 91-99 | 0         | 0                | 7:01 +     | 1         | 10    | 2         |
|       |           |                  | OT:        | 0         | 11+   | 4         |

**Total Offensive TD: 19**  
**Shortest TD Drive Time: 0:05 (at Rutgers)**  
**Longest TD Drive Time: 7:33 (vs. Southern Miss)**  
**Most Yards on a TD Drive: 89 (vs. Southern Miss)**  
**Fewest Plays on a TD Drive: 1 (at Rutgers, vs. Louisiana)**  
**Most Plays on a TD Drive: 14 (vs. Samford, vs. Southern Miss)**

**SPECIAL TEAMS TACKLES**

| PLAYER             | UA | A | TOTAL |
|--------------------|----|---|-------|
| Jared Collins      | 4  | 0 | 4     |
| Daunte Carr        | 0  | 3 | 3     |
| Alan D'Appollonio  | 1  | 2 | 3     |
| Brooks Ellis       | 1  | 2 | 3     |
| Tiquention Coleman | 0  | 2 | 2     |
| Price Holmes       | 1  | 1 | 2     |
| Davyon McKinney    | 1  | 1 | 2     |
| Martrell Spaight   | 1  | 1 | 2     |
| Robert Atiga       | 0  | 1 | 1     |
| D.J. Dean          | 0  | 1 | 1     |
| Kelvin Fisher Jr.  | 0  | 1 | 1     |
| Sam Irwin-Hill     | 0  | 1 | 1     |
| Mitchell Loewen    | 1  | 0 | 1     |
| Jerry Mitchell     | 0  | 1 | 1     |
| Carroll Washington | 1  | 0 | 1     |



ARKANSAS VS. RANKED TEAMS

| Rank | Opponent          | W/L | Score | Year   |
|------|-------------------|-----|-------|--------|
| 1    | Texas A&M.....    | L   | 6-7   | 1957   |
|      | Alabama.....      | L   | 3-10  | 1962*  |
|      | Texas.....        | L   | 3-7   | 1962   |
|      | Texas.....        | L   | 13-17 | 1963   |
|      | Texas.....        | W   | 14-13 | 1964   |
|      | Texas.....        | W   | 27-24 | 1965   |
|      | Texas.....        | L   | 14-15 | 1969   |
|      | Texas.....        | L   | 7-42  | 1970   |
|      | Southern Cal..... | L   | 0-17  | 1973   |
|      | Texas.....        | W   | 42-11 | 1981   |
|      | Florida.....      | L   | 7-42  | 1996   |
|      | Florida.....      | L   | 7-56  | 1997   |
|      | Tennessee.....    | L   | 24-28 | 1998   |
|      | Southern Cal..... | L   | 17-70 | 2005   |
|      | LSU.....          | W   | 50-48 | 2007   |
|      | Florida.....      | L   | 20-23 | 2009   |
|      | Alabama.....      | L   | 20-24 | 2010   |
|      | LSU.....          | L   | 17-41 | 2011   |
|      | Alabama.....      | L   | 0-52  | 2012   |
|      | Alabama.....      | L   | 0-52  | 2013   |
| 2    | Texas.....        | L   | 14-48 | 1941   |
|      | Ole Miss.....     | L   | 7-10  | 1960   |
|      | Texas A&M.....    | W   | 31-6  | 1975   |
|      | Texas.....        | L   | 9-13  | 1977   |
|      | Oklahoma.....     | W   | 31-6  | 1977*  |
|      | Texas.....        | W   | 17-14 | 1979   |
|      | Alabama.....      | L   | 9-24  | 1979*  |
|      | SMU.....          | T   | 17-17 | 1982   |
|      | Texas.....        | L   | 15-31 | 1983   |
|      | Alabama.....      | W   | 3-43  | 1993   |
|      | Florida.....      | L   | 3-34  | 1995\$ |
|      | Auburn.....       | W   | 27-10 | 2006   |
| 3    | Texas.....        | L   | 0-20  | 1946   |
|      | Texas.....        | L   | 6-21  | 1947   |
|      | Texas.....        | L   | 12-13 | 1959   |
|      | Baylor.....       | L   | 14-28 | 1960   |
|      | Texas.....        | L   | 7-33  | 1961   |
|      | Ole Miss.....     | L   | 13-17 | 1963*  |
|      | Texas.....        | L   | 18-24 | 1984   |
|      | Oklahoma.....     | L   | 8-42  | 1986*  |
|      | Miami (Fla.)..... | L   | 16-18 | 1988   |
|      | Miami (Fla.)..... | L   | 3-31  | 1991   |
|      | Tennessee.....    | W   | 28-24 | 1999   |
|      | LSU.....          | L   | 24-55 | 2003   |
|      | LSU.....          | L   | 17-19 | 2005   |
|      | Alabama.....      | L   | 7-35  | 2009   |
|      | Alabama.....      | L   | 14-38 | 2011   |
| 4    | SMU.....          | L   | 6-14  | 1947   |
|      | Texas.....        | W   | 16-14 | 1951   |
|      | Ole Miss.....     | L   | 0-28  | 1959   |
|      | Georgia.....      | W   | 16-2  | 1969*  |
|      | Tennessee.....    | W   | 25-24 | 1992   |
|      | Auburn.....       | L   | 14-31 | 1994   |
|      | Georgia.....      | L   | 3-30  | 2002\$ |
|      | Auburn.....       | L   | 20-38 | 2004   |
|      | Georgia.....      | L   | 20-23 | 2005   |
|      | Florida.....      | L   | 28-38 | 2006\$ |

| Rank | Opponent            | W/L | Score | Year  |
|------|---------------------|-----|-------|-------|
| 5    | Texas A&M.....      | L   | 0-27  | 1939  |
|      | Texas A&M.....      | L   | 0-17  | 1940  |
|      | Texas A&M.....      | L   | 0-7   | 1941  |
|      | Rice.....           | W   | 7-0   | 1946  |
|      | Southern Cal.....   | W   | 22-7  | 1974  |
|      | Miami (Fla.).....   | L   | 7-51  | 1987  |
|      | Tennessee.....      | L   | 22-30 | 1997  |
| 6    | Southern Cal.....   | L   | 50-14 | 2006  |
|      | Texas.....          | W   | 38-28 | 2003  |
|      | Santa Clara.....    | L   | 6-21  | 1938  |
|      | Tulsa.....          | L   | 7-40  | 1942  |
|      | Ole Miss.....       | W   | 12-6  | 1957  |
|      | Ole Miss.....       | L   | 12-14 | 1958  |
|      | Nebraska.....       | W   | 10-7  | 1965* |
|      | Houston.....        | L   | 10-13 | 1979  |
|      | SMU.....            | L   | 18-32 | 1981  |
|      | SMU.....            | L   | 0-17  | 1983  |
|      | Houston.....        | L   | 28-62 | 1990  |
|      | Wisconsin.....      | L   | 14-17 | 2007* |
|      | LSU.....            | W   | 31-23 | 2010  |
|      | Ohio State.....     | L   | 26-31 | 2011* |
| 7    | SMU.....            | L   | 12-14 | 1948  |
|      | Texas.....          | L   | 14-19 | 1950  |
|      | Texas.....          | L   | 6-24  | 1958  |
|      | Texas A&M.....      | W   | 14-10 | 1986  |
|      | Texas.....          | L   | 22-20 | 2004  |
|      | Missouri.....       | L   | 7-38  | 2007* |
|      | Texas.....          | L   | 10-52 | 2008  |
|      | Auburn.....         | L   | 43-65 | 2010  |
| 8    | LSU.....            | T   | 0-0   | 1947* |
|      | Rice.....           | L   | 0-14  | 1949  |
|      | Southern Cal.....   | L   | 10-31 | 1972  |
|      | Texas A&M.....      | L   | 10-20 | 1974  |
|      | Texas.....          | L   | 18-24 | 1975  |
|      | Texas.....          | L   | 21-28 | 1978  |
|      | Tennessee.....      | L   | 27-31 | 1989* |
|      | Tennessee.....      | L   | 3-13  | 2001  |
|      | LSU.....            | L   | 13-20 | 2012  |
| 9    | Baylor.....         | L   | 7-14  | 1953  |
|      | Ole Miss.....       | L   | 0-16  | 1961  |
|      | Baylor.....         | W   | 23-13 | 1961  |
|      | Texas Tech.....     | W   | 42-24 | 1965  |
|      | Tennessee.....      | L   | 13-14 | 1971* |
|      | Texas Tech.....     | L   | 7-30  | 1976  |
|      | UCLA.....           | L   | 3-17  | 1988* |
|      | Alabama.....        | L   | 11-38 | 1992  |
|      | South Carolina..... | W   | 10-7  | 2001  |
|      | LSU.....            | L   | 26-31 | 2006  |
|      | Alabama.....        | L   | 14-49 | 2008  |

| Rank | Opponent            | W/L | Score | Year  |
|------|---------------------|-----|-------|-------|
| 10   | Texas.....          | L   | 7-34  | 1945  |
|      | TCU.....            | L   | 0-26  | 1955  |
|      | Rice.....           | W   | 3-0   | 1960  |
|      | Duke.....           | L   | 6-7   | 1961* |
|      | Stanford.....       | L   | 28-34 | 1970  |
|      | Texas.....          | L   | 17-23 | 1980  |
|      | North Carolina..... | L   | 27-31 | 1981* |
|      | Tennessee.....      | L   | 31-49 | 1995  |
|      | Oklahoma.....       | L   | 3-10  | 2001  |
|      | Tennessee.....      | L   | 38-41 | 2002  |
|      | Georgia.....        | L   | 14-20 | 2004  |
|      | South Carolina..... | W   | 44-28 | 2011  |
|      | Texas A&M.....      | L   | 33-45 | 2013  |
| 11   | Texas A&M.....      | T   | 7-7   | 1955  |
|      | Texas.....          | W   | 24-23 | 1960  |
|      | Texas A&M.....      | W   | 26-20 | 1977  |
|      | Houston.....        | L   | 9-20  | 1978  |
|      | Tulsa.....          | W   | 33-8  | 1979  |
|      | Auburn.....         | L   | 15-21 | 1984* |
|      | Baylor.....         | W   | 20-14 | 1985  |
|      | Tennessee.....      | L   | 14-28 | 1993  |
|      | Auburn.....         | W   | 30-28 | 1995  |
|      | Alabama.....        | W   | 17-16 | 1997  |
|      | Auburn.....         | L   | 21-26 | 1997  |
|      | Kansas State.....   | W   | 29-16 | 2012* |
| 12   | SMU.....            | L   | 6-34  | 1949  |
|      | Baylor.....         | L   | 7-9   | 1951  |
|      | Baylor.....         | L   | 0-7   | 1966  |
|      | Texas Tech.....     | L   | 17-24 | 1973  |
|      | Texas.....          | L   | 7-33  | 1982  |
|      | Houston.....        | W   | 45-39 | 1989  |
|      | Alabama.....        | L   | 6-13  | 1994  |
|      | Tennessee.....      | L   | 14-55 | 1996  |
|      | Mississippi St..... | W   | 14-9  | 1999  |
|      | LSU.....            | L   | 14-43 | 2004  |
|      | Florida.....        | L   | 7-38  | 2008  |
|      | South Carolina..... | L   | 20-38 | 2012  |
| 13   | LSU.....            | L   | 7-19  | 1936  |
|      | Ole Miss.....       | L   | 22-27 | 1970* |
|      | Texas A&M.....      | L   | 3-13  | 1991  |
|      | Alabama.....        | W   | 20-19 | 1995  |
|      | Alabama.....        | L   | 7-17  | 1996  |
|      | Mississippi St..... | W   | 17-10 | 2000  |
|      | Tennessee.....      | W   | 31-14 | 2006  |
| 14   | Texas.....          | L   | 0-21  | 1940  |
|      | William & Mary..... | W   | 21-19 | 1948* |
|      | SMU.....            | L   | 7-14  | 1950  |
|      | Texas.....          | L   | 15-35 | 1972  |
|      | Houston.....        | W   | 14-7  | 1976  |
|      | Texas A&M.....      | W   | 23-22 | 1989  |
|      | Mississippi St..... | W   | 17-7  | 1997  |
|      | Texas.....          | W   | 27-6  | 2000  |
|      | Texas A&M.....      | W   | 42-38 | 2011  |
|      | South Carolina..... | L   | 7-52  | 2013  |



ARKANSAS VS. RANKED TEAMS

| Rank        | Opponent            | W/L            | Score      | Year  |      |
|-------------|---------------------|----------------|------------|-------|------|
| 15          | Fordham.....        | L              | 7-27       | 1940  |      |
|             | Rice.....           | W              | 28-15      | 1954  |      |
|             | SMU.....            | W              | 13-6       | 1958  |      |
|             | LSU.....            | L              | 7-14       | 1966* |      |
|             | SMU.....            | W              | 22-0       | 1966  |      |
|             | Oklahoma State..... | W              | 28-6       | 1977  |      |
|             | UCLA.....           | T              | 10-10      | 1978* |      |
|             | Georgia.....        | L              | 17-20      | 1987* |      |
|             | Michigan.....       | L              | 31-45      | 1999* |      |
|             | Auburn.....         | W              | 38-14      | 2001  |      |
| 16          | Texas.....          | L              | 14-27      | 1948  |      |
|             | Texas.....          | L              | 7-38       | 1974  |      |
|             | Texas A&M.....      | L              | 10-31      | 1976  |      |
|             | Baylor.....         | L              | 15-24      | 1980  |      |
|             | Georgia.....        | L              | 3-27       | 1992  |      |
|             | Florida.....        | L              | 30-45      | 2004  |      |
|             | 17                  | SMU.....       | W          | 14-0  | 1939 |
| Tulsa.....  |                     | L              | 13-45      | 1945  |      |
| Texas.....  |                     | L              | 39-29      | 1968  |      |
| Baylor..... |                     | W              | 29-20      | 1979  |      |
| LSU.....    |                     | L              | 21-31      | 1997  |      |
| Auburn..... |                     | W              | 42-17      | 2001  |      |
| Auburn..... |                     | W              | 44-23      | 2009  |      |
| LSU.....    |                     | L              | 30-33 (OT) | 2009  |      |
| 18          |                     | Texas A&M..... | W          | 33-21 | 1951 |
|             |                     | TCU.....       | W          | 20-7  | 1957 |
|             | TCU.....            | W              | 28-3       | 1961  |      |
|             | LSU.....            | W              | 21-20      | 2002  |      |
|             | South Carolina..... | W              | 41-20      | 2010  |      |
|             | Florida.....        | L              | 10-30      | 2013  |      |
| 19          | SMU.....            | W              | 17-0       | 1936  |      |
|             | Texas A&M.....      | L              | 0-13       | 1943  |      |
|             | SMU.....            | L              | 14-21      | 1954  |      |
|             | Texas Tech.....     | W              | 24-10      | 1970  |      |
|             | Georgia.....        | W              | 31-10      | 1975* |      |
|             | Texas A&M.....      | L              | 0-14       | 1987  |      |
|             | Texas.....          | L              | 17-49      | 1990  |      |
|             | Mississippi St..... | L              | 3-10       | 1992  |      |
|             | S. Carolina.....    | W              | 18-17      | 1993  |      |
|             | LSU.....            | L              | 7-17       | 1996  |      |
| Tulsa.....  | W                   | 30-23          | 2008       |       |      |
| 20          | SMU.....            | L              | 0-28       | 1940  |      |
|             | Texas.....          | L              | 6-47       | 1942  |      |
|             | Tulsa.....          | L              | 0-61       | 1943  |      |
|             | William & Mary..... | L              | 0-19       | 1948  |      |
|             | Texas Tech.....     | W              | 24-14      | 1972  |      |
|             | Auburn.....         | W              | 25-22      | 2008  |      |

| Rank | Opponent               | W/L | Score | Year  |
|------|------------------------|-----|-------|-------|
| 21   | Texas A&M.....         | W   | 34-0  | 1966  |
|      | Baylor.....            | L   | 5-9   | 1991  |
|      | Kentucky.....          | L   | 29-42 | 2007  |
| 22   | Alabama.....           | W   | 42-6  | 1998  |
|      | Auburn.....            | L   | 7-9   | 2007  |
|      | Tennessee.....         | L   | 13-34 | 2007  |
|      | Mississippi State..... | W   | 38-31 | 2010  |
| 23   | Ole Miss.....          | L   | 16-38 | 1999  |
|      | South Carolina.....    | W   | 48-36 | 2007  |
|      | Georgia.....           | L   | 52-41 | 2009  |
| 24   | Georgia.....           | L   | 15-24 | 1991* |
|      | Mississippi St.....    | L   | 7-17  | 1994  |
|      | South Carolina.....    | L   | 7-27  | 2000  |
|      | LSU.....               | W   | 14-3  | 2000  |
|      | Auburn.....            | W   | 38-17 | 2002  |
| 25   | TCU.....               | W   | 18-3  | 1963  |
|      | Georgia.....           | L   | 7-38  | 2000  |
|      | Auburn.....            | L   | 19-21 | 2000  |

§ - SEC Championship Game

\* - Bowl Game

| All-Time Record vs. |       |
|---------------------|-------|
| No. 1:              | 4-16  |
| No. 2:              | 5-6-1 |
| No. 3:              | 1-14  |
| No. 4:              | 3-7   |
| No. 5:              | 2-5   |
| No. 6:              | 4-10  |
| No. 7:              | 1-7   |
| No. 8:              | 0-8-1 |
| No. 9:              | 3-8   |
| No. 10:             | 2-11  |
| No. 11:             | 6-5-1 |
| No. 12:             | 2-10  |
| No. 13:             | 3-4   |
| No. 14:             | 6-4   |
| No. 15:             | 5-4-1 |
| No. 16:             | 0-6   |
| No. 17:             | 4-4   |
| No. 18:             | 5-1   |
| No. 19:             | 5-6   |
| No. 20:             | 2-4   |
| No. 21:             | 1-2   |
| No. 22:             | 2-2   |
| No. 23:             | 1-2   |
| No. 24:             | 2-3   |
| No. 25:             | 1-2   |



2013 Updated Arkansas Player Bios



10

**BRANDON ALLEN**

Quarterback  
6-3 • 210 • So.-1L  
Fayetteville, Ark.  
(Fayetteville HS)

**2013 Notes**

- Ranks 7th in SEC and 26th in NCAA in passing yards per completion (13.5)
- Ranks 10th in SEC in passing touchdowns (8)
- Ranks 15th in SEC in touchdown responsibility (9)
- Ranks 12th in SEC in total offense (963)
- Ranks 13th in SEC in passing yards per game (136.4)
- Was 7-of-25 for 91 yards passing at No. 1 Alabama
- Was 4-of-12 for 30 yards passing vs. No. 14 South Carolina
- Tied career high with 17 completions on 41 attempts for 164 yards at No. 18 Florida
- Was 17-of-36 passing for career-high 282 yards and career-high-tying 3 touchdowns vs. No. 10 Texas A&M
- Did not play at Rutgers due to injury
- Was 2-of-5 passing for 33 yards vs. Southern Miss before exiting game late in 1st quarter with injury
- Was 9-of-17 passing for 125 yards and 2 touchdowns vs. Samford
- Was 15-of-22 passing for 230 yards and 3 touchdowns vs. Louisiana
- Recorded first multiple touchdown game vs. Louisiana

**Career Highs**

Pass Attempts.....41 - Florida, 2013  
 Completions.....17 - Florida, 2013; Texas A&M, 2013  
 Yards.....282 - Texas A&M, 2013  
 Touchdowns.....3 - Texas A&M, 2013; Louisiana, 2013  
 Long.....52 - Texas A&M, 2013

**Career Stats**

| Year         | G/GS        | ATT-CMP-INT      | YDS          | TD       | LG        | PCT         | AVG/P      | AVG/G       |
|--------------|-------------|------------------|--------------|----------|-----------|-------------|------------|-------------|
| 2012         | 5/1         | 49-21-3          | 186          | 1        | 30        | 42.9        | 3.8        | 37.2        |
| 2013         | 7/7         | 158-71-7         | 955          | 8        | 52        | 44.9        | 6.0        | 136.4       |
| <b>Total</b> | <b>12/8</b> | <b>207-92-10</b> | <b>1,141</b> | <b>9</b> | <b>52</b> | <b>44.4</b> | <b>5.5</b> | <b>95.1</b> |



3

**ALEX COLLINS**

Running Back  
5-11 • 206 • Fr.-HS  
Fort Lauderdale, Fla.  
(South Plantation HS)

**2013 Notes**

- 1st freshman in SEC history to start collegiate career with three consecutive 100-yard rushing games
- 1st true freshman in FBS to start career with three consecutive 100-yard rushing games since Oklahoma's Adrian Peterson in 2004
- 4th freshman in school history with multiple 100-yard rushing games in season
- Named to Phil Steele Midseason All-SEC Third Team
- Leads NCAA freshmen in rushing yards (797)
- Ranks 3rd in SEC and 22nd in NCAA in total rushing yards (797)
- Ranks 3rd in SEC and tied for 23rd in NCAA in rush attempts (141)
- Ranks 3rd in SEC and 26th in NCAA in rushing yards per game (99.6)
- Ranks 11th in SEC in all-purpose yards per game (107.6)
- Tied for 2nd in NCAA in 10+ -yard rushes on 2nd down (13)
- Ranks 1st in SEC and 2nd in NCAA in 4th quarter rushing yards (298)
- Ranks 1st in SEC and 6th in NCAA in 2nd down rushing yards (358)
- Tied for 1st in SEC and 6th in NCAA in 1st-down rushes on 2nd down (21)
- Tied for 3rd in SEC and tied for 19th in NCAA in 20+ -yard rushes on 2nd down (3)
- Led Arkansas with a team-high 77 rushing yards on 18 attempts at No. 1 Alabama
- Rushed 10 times for 69 yards and one touchdown and added one six-yard reception vs. No. 14 South Carolina
- Rushed 13 times for 54 yards and made career-high five receptions for career-high 45 yards at No. 18 Florida
- Rushed 14 times for 116 yards and one touchdown while adding one reception for four yards vs. No. 10 Texas A&M
- Led Arkansas with 16 rushes for 63 yards and made first collegiate reception for nine yards at Rutgers
- Rushed 25 times for 115 yards and one touchdown vs. Southern Miss
- Named SEC Freshman of the Week (Sept. 16)
- Rushed 24 times for 172 yards and one touchdown vs. Samford
- Named SEC Freshman of the Week (Sept. 9)
- Rushed 21 times for 131 yards in collegiate debut vs. Louisiana
- 1st Arkansas true freshman to rush for 100 yards in first career game since Felix Jones in 2005

**Career Highs**

Rush Attempts.....25 - Southern Miss, 2013  
 Rush Yards.....172 - Samford, 2013  
 Long Rush.....55 - Samford, 2013  
 Receptions.....5 - Florida, 2013  
 Receiving Yards.....45 - Florida, 2013  
 Long Reception.....30 - Florida, 2013

**Career Stats**

| YEAR         | G/GS       | RUSH       | YDS        | TD       | LG        | REC      | YDS       | TD       | LG        |
|--------------|------------|------------|------------|----------|-----------|----------|-----------|----------|-----------|
| 2013         | 8/0        | 141        | 797        | 4        | 55        | 9        | 64        | 0        | 30        |
| <b>Total</b> | <b>8/0</b> | <b>141</b> | <b>797</b> | <b>4</b> | <b>55</b> | <b>9</b> | <b>64</b> | <b>0</b> | <b>30</b> |



2013 Updated Arkansas Player Bios



**86**

**TREY FLOWERS**

Defensive End  
6-4 • 262 • Jr.-2L  
Huntsville, Ala.  
(Columbia HS)

**2013 Notes**

- Named to Phil Steele Midseason All-SEC Second Team
- Ranks 5th in SEC in fumbles forced (2)
- Ranks 3rd in SEC in tackles for loss (8.5)
- Ranks 6th in SEC and tied for 39th in NCAA in tackles for loss yardage (-44)
- Recorded one tackle at No. 1 Alabama
- Recorded four tackles vs. No. 14 South Carolina
- Recorded seven tackles, including career-high 3.5 for loss with 1.0 sack, at No. 18 Florida
- Recorded five tackles, including 1.0 for loss, vs. No. 10 Texas A&M
- Recorded four tackles, including 1.0 for loss with 1.0 sack, and added one quarterback hurry, one forced fumble and one pass breakup at Rutgers
- Recorded first career interception vs. Southern Miss
- Recorded five tackles, including 3.0 for loss with 2.0 sacks, and added two quarterback hurries and one forced fumble vs. Louisiana
- Named SEC Defensive Lineman of the Week (Sept. 2)
- Named CFPA National Defensive Lineman of the Week (Sept. 2)
- Has appeared in all 31 games of his collegiate career

**Career Highs**

Tackles.....10 - LSU, 2012  
Tackles for Loss .....3.5 - Florida, 2013; Auburn, 2012  
Sacks .....3.5 - Auburn, 2012  
QB Hurries .....3 - Mississippi State, 2012

**Career Stats**

| YEAR         | G/GS         | UA-A         | TOT        | TFL-YDS         | SACK-YDS       | QBH       | PBU      | FF       | FR       | INT      |
|--------------|--------------|--------------|------------|-----------------|----------------|-----------|----------|----------|----------|----------|
| 2011         | 13/3         | 16-12        | 28         | 5.5-21          | 1.0-11         | 1         | 2        | 0        | 0        | 0        |
| 2012         | 12/12        | 22-28        | 50         | 13.0-76         | 6.0-58         | 11        | 3        | 0        | 0        | 0        |
| 2013         | 7/7          | 17-9         | 26         | 8.5-44          | 4.0-30         | 3         | 1        | 2        | 0        | 1        |
| <b>Total</b> | <b>32/22</b> | <b>55-49</b> | <b>104</b> | <b>27.0-141</b> | <b>11.0-99</b> | <b>15</b> | <b>6</b> | <b>2</b> | <b>0</b> | <b>1</b> |



**84**

**HUNTER HENRY**

Tight End  
6-6 • 245 • Fr.-HS  
Little Rock, Ark.  
(Pulaski Academy)

**2013 Notes**

- Named to Phil Steele Midseason All-SEC Second Team
- Leads NCAA freshmen tight ends in receiving yards (318)
- Ranks 8th in NCAA among tight ends in receiving yards (318)
- Ranks 8th in SEC in yards per catch (18.7)
- Only SEC tight end with 100-yard receiving game this season
- 1 of 3 freshmen in SEC with 100-yard receiving game this season
- Made three receptions for 42 yards at No. 1 Alabama
- Made two receptions for 42 yards at No. 18 Florida
- Caught four passes for career-high 109 yards vs. No. 10 Texas A&M
- Made first career start at Rutgers and caught two passes for 37 yards, including first career touchdown on 21-yard pass from Jonathan Williams
- Caught one pass for 13 yards vs. Samford
- Reception vs. Bulldogs came on 3rd-and-7 in 3rd quarter to extend drive that led to eventual game-winning touchdown
- Made five receptions for 75 yards in collegiate debut vs. Louisiana

**Career Highs**

Receptions.....5 - Louisiana, 2013  
Receiving Yards .....109 - Texas A&M, 2013  
Long Reception .....52 - Texas A&M, 2013

**Career Stats**

| YEAR         | G/GS       | REC.      | YDS        | TD       | LG        |
|--------------|------------|-----------|------------|----------|-----------|
| 2013         | 8/4        | 17        | 318        | 1        | 52        |
| <b>Total</b> | <b>8/4</b> | <b>17</b> | <b>318</b> | <b>1</b> | <b>52</b> |



2013 Updated Arkansas Player Bios



19

**JAVONTEE HERNDON**

Wide Receiver  
6-1 • 194 • Sr.-3L  
Jacksonville, Fla.  
(The Bolles School)

**2013 Notes**

- Tied for 7th in SEC in receiving touchdowns (4)
- Ranks 9th in SEC in yards per catch (16.5)
- Caught two passes for 42 yards at No. 1 Alabama
- Caught one pass for 20 yards vs. No. 14 South Carolina
- Caught three passes for 32 yards at No. 18 Florida
- Caught two passes for 36 yards vs. No. 10 Texas A&M
- Caught two passes for 35 yards and one touchdown at Rutgers
- Caught two passes for 22 yards vs. Southern Miss
- Made team-high five receptions for 70 yards and one touchdown vs. Samford
- Caught three passes for 73 yards and two touchdowns vs. Louisiana
- Recorded first multiple touchdown game with two touchdown receptions vs. Louisiana

**Career Highs**

Receptions.....6 - Mississippi State, 2012  
Yards.....96 - Jacksonville State, 2012  
Long Reception.....63 - Jacksonville State, 2012  
Touchdowns.....2 - Louisiana, 2013

**Career Stats**

| YEAR         | G/GS         | REC.      | YDS        | TD       | LG        |
|--------------|--------------|-----------|------------|----------|-----------|
| 2010         | 12/0         | 2         | 32         | 0        | 16        |
| 2011         | 13/1         | 8         | 137        | 0        | 41        |
| 2012         | 12/2         | 21        | 304        | 3        | 63        |
| 2013         | 8/7          | 20        | 330        | 4        | 49        |
| <b>Total</b> | <b>45/10</b> | <b>51</b> | <b>803</b> | <b>7</b> | <b>63</b> |



92

**SAM IRWIN-HILL**

Punter  
6-3 • 210 • Jr.-TR  
Bendigo, Australia  
(City College of San Francisco)

**2013 Notes**

- Named to Ray Guy Award Watch List
- 79-yard punt is longest in SEC and tied for 2nd-longest in NCAA this year
- Ranks 3rd in SEC and 16th in NCAA in punt yardage average (43.8)
- Recorded four punts for 140 yards, including one fake punt rush for 12 yards at No. 1 Alabama
- Recorded four punts for 214 yards, including a career-long 79-yard punt vs. No. 14 South Carolina
- Named SEC Special Teams Player of the Week (Oct. 14)
- Registered career highs with seven punts for 320 yards, including career-high-tying three punts inside the 20-yard line, at No. 18 Florida
- Punted three times for 119 yards vs. No. 10 Texas A&M
- Recorded six punts for 254 yards, including career-high three punts inside the 20-yard line and one fake punt pass for 24 yards at Rutgers
- Recorded three punts for 136 yards vs. Southern Miss
- Punted twice for 92 yards vs. Samford
- Recorded two punts for 82 yards vs. Louisiana

**Career Highs**

Punts.....7 - Florida, 2013  
Yards.....320 - Florida, 2013  
Long.....79 - South Carolina, 2013  
Inside 20.....3 - Rutgers, 2013; Florida, 2013

**Career Stats**

| YEAR         | G        | NO.       | YDS          | AVG         | LG        | IN20      | TB       |
|--------------|----------|-----------|--------------|-------------|-----------|-----------|----------|
| 2013         | 8        | 31        | 1,357        | 43.8        | 79        | 12        | 1        |
| <b>Total</b> | <b>8</b> | <b>31</b> | <b>1,357</b> | <b>43.8</b> | <b>79</b> | <b>12</b> | <b>1</b> |



## 2013 Updated Arkansas Player Bios



**18**

### ZACH HOCKER

Kicker  
6-0 • 184 • Jr.-2L  
Russellville, Ark.  
(Russellville HS)

#### 2013 Notes

- Named to Phil Steele Midseason All-SEC First Team
- Ranks 11th on SEC career scoring list (329)
- Holds Arkansas career points scored record (329)
- Ranks 5th on NCAA active career list for field goals made (56)
- Tied for 4th on NCAA active career list for points scored (329)
- Ranks 4th on NCAA active career list for field goal attempts (73)
- Ranks 5th on NCAA active career list for PATs made (161)
- Ranks 5th on NCAA active career list for PAT attempts (163)
- Ranks 15th on NCAA active career list for points per game (7.2)
- Ranks 23rd on NCAA active career list for field goals made per game (1.22)
- Tied for 2nd in SEC in field goal percentage (88.9)
- Tied for 7th in SEC in field goals made (8)
- Tied for 1st in NCAA in PAT kicking percentage (100.0)
- Leads the NCAA in yards per kickoff (65.03)
- Ranks 3rd in SEC and 6th in NCAA in touchback percentage (69.7)
- Tied for 7th in SEC in made field goals per game (1.00)
- Ranks 12th in SEC in kick scoring (5.2)
- Was 1-for-1 on PATs and 2-for-2 on touchbacks vs. No. 14 South Carolina
- Was 1-for-1 on field goals and 1-for-1 on PATs for 4 points total while adding touchbacks on 2 of 3 kickoffs at No. 18 Florida
- Was 2-for-2 on field goals and 3-for-3 on PATs for 9 points total while adding touchbacks on 4 of 6 kickoffs vs. No. 10 Texas A&M
- Was 1-for-1 on field goals and 3-for-3 on PATs for 6 points total while adding touchbacks on 2 of 5 kickoffs and punting twice with a long of 77 at Rutgers
- 77-yard punt is the 2nd longest in SEC and tied for 5th longest in NCAA this season and was longest by a Razorback since 2002
- Was 1-for-1 on field goals and 3-for-3 on PATs for 6 total points while adding touchbacks on 3 of 5 kickoffs vs. Southern Miss
- Was 1-for-1 on field goals with a career-long 53 yarder and 4-for-4 on PATs for 7 total points while adding touchbacks on 5 of 6 kickoffs vs. Samford
- Was 2-for-2 on field goals and 3-for-3 on PATs for 9 total points while adding touchbacks on all 5 kickoffs vs. Louisiana

#### Career Highs

PATs .....7 - 5 times (most recent Kentucky, 2012)  
 Field Goals .....3 - 5 times (most recent Kansas State, 2011^)  
 Long Field Goal .....53 - Samford, 2013  
 Kickoffs.....9 - 4 times (most recent Mississippi State, 2011)  
 Touchbacks .....6 - Kentucky, 2012; Jacksonville State, 2012  
 ^AT&T Cotton Bowl (Jan. 6, 2012)

#### Career Stats - Field Goals

| YEAR         | MADE/ATT     | PCT         | 1-19       | 20-29        | 30-39        | 40-49        | 50+        | LG        | BLK      |
|--------------|--------------|-------------|------------|--------------|--------------|--------------|------------|-----------|----------|
| 2010         | 16/19        | 84.2        | 1-1        | 4-4          | 4-5          | 6-8          | 1-1        | 51        | 0        |
| 2011         | 21/27        | 77.8        | 0-0        | 10-11        | 6-8          | 4-7          | 1-1        | 50        | 1        |
| 2012         | 11/18        | 61.1        | 0-0        | 6-8          | 3-4          | 2-5          | 0-1        | 46        | 1        |
| 2013         | 8/9          | 88.9        | 0-0        | 2-2          | 3-3          | 2-3          | 1-1        | 53        | 1        |
| <b>Total</b> | <b>56/73</b> | <b>76.7</b> | <b>1-1</b> | <b>22-25</b> | <b>16-20</b> | <b>14-23</b> | <b>3-4</b> | <b>53</b> | <b>3</b> |

#### Career Stats - PATs

| YEAR         | MADE/ATT       | PCT         | BLK      | TOTAL POINTS |
|--------------|----------------|-------------|----------|--------------|
| 2010         | 56/56          | 1.000       | 0        | 104          |
| 2011         | 55/57          | 96.5        | 1        | 118          |
| 2012         | 32/32          | 1.000       | 0        | 65           |
| 2013         | 18/18          | 1.000       | 0        | 42           |
| <b>Total</b> | <b>161/163</b> | <b>98.8</b> | <b>1</b> | <b>329</b>   |

#### Career Stats - Kickoffs

| YEAR         | NO         | YDS           | AVG         | TB         | OB       |
|--------------|------------|---------------|-------------|------------|----------|
| 2010         | 0          | 0             | -           | 0          | 0        |
| 2011         | 93         | 6,310         | 67.8        | 40         | 2        |
| 2012         | 58         | 3,750         | 64.7        | 39         | 0        |
| 2013         | 33         | 2,146         | 65.0        | 23         | 2        |
| <b>Total</b> | <b>184</b> | <b>12,206</b> | <b>66.3</b> | <b>102</b> | <b>4</b> |



2013 Updated Arkansas Player Bios



**54**

**BYRAN JONES**

Defensive Tackle  
6-2 • 318 • Sr.-3L  
Junction City, Ark.  
(Junction City HS)

**2013 Notes**

- Recorded three tackles at No. 1 Alabama
- Recorded six tackles, including 0.5 for loss, vs. No. 14 South Carolina
- Recorded two tackles at No. 18 Florida
- Recorded three tackles vs. No. 10 Texas A&M
- Recorded four tackles and added one pass breakup at Rutgers
- Registered four tackles, including 0.5 for loss, and one quarterback hurry vs. Southern Miss
- Recorded one tackle vs. Samford
- Recorded four tackles vs. Louisiana

**Career Highs**

Tackles.....7 - Mississippi State, 2012  
Tackles for Loss .....2.0 - South Carolina, 2012  
Sacks .....1.0 - Ole Miss, 2012; Kansas State, 2011^  
Forced Fumbles.....1 - Mississippi State, 2010  
^AT&T Cotton Bowl (Jan. 6, 2012)

**Career Stats**

| YEAR         | G/GS         | UA-A          | TOTAL      | TFL-YDS        | SACK-YDS      | QBH      | PD       | FF       | FR       | BLK      | PBU      |
|--------------|--------------|---------------|------------|----------------|---------------|----------|----------|----------|----------|----------|----------|
| 2010         | 10/5         | 9-14          | 23         | 1.0-1          | 0.0-0         | 0        | 0        | 0        | 0        | 0        | 0        |
| 2011         | 13/13        | 14-33         | 47         | 4.5-6          | 1.0-2         | 2        | 0        | 0        | 0        | 0        | 0        |
| 2012         | 12/11        | 14-38         | 52         | 5.0-29         | 1.5-17        | 4        | 0        | 0        | 1        | 1        | 0        |
| 2013         | 8/7          | 8-19          | 27         | 1.0-2          | 0.0-0         | 1        | 0        | 0        | 0        | 0        | 1        |
| <b>Total</b> | <b>43/36</b> | <b>45-104</b> | <b>149</b> | <b>11.5-38</b> | <b>2.5-19</b> | <b>7</b> | <b>0</b> | <b>0</b> | <b>1</b> | <b>1</b> | <b>1</b> |



**39**

**JARRETT LAKE**

Linebacker  
6-3 • 225 • Sr.-3L  
Jenks, Okla.  
(Jenks HS)

**2013 Notes**

- Named to Phil Steele Midseason All-SEC Third Team
- Recorded one tackle at No. 1 Alabama
- Recorded nine tackles vs. No. 14 South Carolina
- Recorded four tackles, including 0.5 for loss, and added one quarterback hurry at No. 18 Florida
- Recorded eight tackles and added one pass breakup vs. No. 10 Texas A&M
- Recorded 10 tackles, one fumble recovery and one pass breakup at Rutgers
- Recorded career-high 13 tackles vs. Southern Miss
- Made first career start vs. Louisiana
- Recorded seven tackles, including 0.5 for loss with 0.5 sack, and added one quarterback hurry vs. Louisiana

**Career Highs**

Tackles.....13 - Southern Miss, 2013  
Tackles for Loss .....0.5 - Louisiana, 2013; South Carolina, 2012  
Sacks .....0.5 - Louisiana, 2013  
QB Hurries .....1 - Florida, 2013; Louisiana, 2013

**Career Stats**

| YEAR         | G/GS        | UA-A         | TOTAL     | TFL-YDS      | SACK-YDS     | QBH      | PBU      | FF-FR      |
|--------------|-------------|--------------|-----------|--------------|--------------|----------|----------|------------|
| 2010         | 7/0         | 1-3          | 4         | 0.0-0        | 0.0-0        | 0        | 0        | 0-0        |
| 2011         | 11/0        | 2-10         | 12        | 0.0-0        | 0.0-0        | 0        | 0        | 0-0        |
| 2012         | 9/0         | 5-6          | 11        | 0.5-1        | 0.0-0        | 0        | 0        | 0-0        |
| 2013         | 7/7         | 17-35        | 52        | 1.0-4        | 0.5-4        | 2        | 2        | 0-1        |
| <b>Total</b> | <b>34/7</b> | <b>25-54</b> | <b>79</b> | <b>1.5-5</b> | <b>0.5-4</b> | <b>2</b> | <b>2</b> | <b>0-1</b> |



2013 Updated Arkansas Player Bios



**36**

**KIERO SMALL**

Fullback  
5-10 • 242 • Sr.-1L  
Baltimore, Md.  
(Hartnell CC)

**2013 Notes**

- Has 0 negative rushes on 25 carries
- 11 of 25 rushes have resulted in 1st down (44.0%)
- Rushed once for six yards and caught one pass for seven yards at No. 1 Alabama
- Rushed two times for 16 yards and caught two passes for four yards vs. No. 14 South Carolina
- Rushed for 24 yards on three attempts including career-long 19-yard rush at No. 18 Florida
- Caught two passes for 18 yards and had three-yard rush vs. No. 10 Texas A&M
- Caught two passes for 10 yards at Rutgers
- Recorded 21 yards rushing on career-high nine attempts and caught two passes for 22 yards vs. Southern Miss
- Rushed for career-high 25 yards on five carries vs. Samford
- Had career-high three catches for 25 yards and one touchdown vs. Louisiana
- Elected 2013 team captain

**Career Highs**

Rush Attempts..... 9 - Southern Miss, 2013  
Rush Yards ..... 25 - Samford, 2013  
Long Rush..... 19 - Florida 2013  
Receptions..... 3 - Louisiana, 2013  
Receiving Yards ..... 25 - Louisiana, 2013  
Rec. Touchdowns ..... 1 - Louisiana, 2013  
Long Reception ..... 16 - Southern Miss, 2013

**Career Stats**

| YEAR         | G/GS        | RUSH      | YDS        | TD       | LG        | REC       | YDS        | TD       | LG        |
|--------------|-------------|-----------|------------|----------|-----------|-----------|------------|----------|-----------|
| 2011         | 13/2        | 1         | 1          | 1        | 1         | 1         | 7          | 0        | 7         |
| 2013         | 8/5         | 25        | 102        | 0        | 19        | 13        | 94         | 1        | 16        |
| <b>Total</b> | <b>21/7</b> | <b>26</b> | <b>103</b> | <b>1</b> | <b>19</b> | <b>14</b> | <b>101</b> | <b>1</b> | <b>16</b> |



**42**

**CHRIS SMITH**

Defensive End  
6-3 • 268 • Sr.-3L  
Mount Ulla, N.C.  
(West Rowan HS)

**2013 Notes**

- Named to Phil Steele Midseason All-American Second Team
- Named to Phil Steele Midseason All-SEC First Team
- Tied for 5th on Arkansas' career sacks list (19.0)
- Ranks 4th in SEC in sacks (6.0)
- Ranks 4th in SEC and 14th in NCAA in sack yardage (-51)
- Ranks 4th in SEC and tied for 19th in NCAA in tackles for loss yardage (-55)
- Ranks 4th in SEC in tackles for loss (8.0)
- Recorded four tackles at No. 1 Alabama
- Recorded seven tackles vs. No. 14 South Carolina
- Recorded two tackles, including 1.0 for loss, at No. 18 Florida
- Made one tackle, including 0.5 for loss and 0.5 sack, vs. No. 10 Texas A&M
- Recorded one tackle, including 1.0 for loss and 1.0 sack, one fumble recovery and one quarterback hurry at Rutgers
- Recorded five tackles, including a career-high 3.0 for loss and career-high 3.0 sacks, and added two quarterback hurries vs. Southern Miss
- Recorded four tackles, including 1.5 for loss and 0.5 sack, and added one quarterback hurry vs. Samford
- Recorded three tackles, including 1.0 for loss and 1.0 sack, and added one pass breakup and one quarterback hurry vs. Louisiana
- Elected 2013 team captain

**Career Highs**

Tackles..... 8 - Tulsa, 2012  
Tackles for Loss ..... 3.0 - Southern Miss, 2013  
Sacks ..... 3.0 - Southern Miss, 2013  
QB Hurries ..... 2 - 5 times (most recent Southern Miss, 2013)

**Career Stats**

| YEAR         | G/GS         | UA-A         | TOTAL      | TFL-YDS         | SACKS-YDS       | QBH       | FF       | FR       | PBU      |
|--------------|--------------|--------------|------------|-----------------|-----------------|-----------|----------|----------|----------|
| 2010         | 6/0          | 1-2          | 3          | 0.0-0           | 0.0-0           | 0         | 0        | 0        | 1        |
| 2011         | 13/3         | 13-18        | 31         | 6.0-25          | 3.5-21          | 2         | 0        | 0        | 1        |
| 2012         | 12/12        | 28-24        | 52         | 13.0-70         | 9.5-65          | 12        | 1        | 0        | 4        |
| 2013         | 8/8          | 14-13        | 27         | 8.0-55          | 6.0-51          | 5         | 0        | 1        | 1        |
| <b>Total</b> | <b>39/23</b> | <b>56-57</b> | <b>113</b> | <b>27.0-150</b> | <b>19.0-137</b> | <b>19</b> | <b>1</b> | <b>1</b> | <b>7</b> |



2013 Updated Arkansas Player Bios



**64**

**TRAVIS SWANSON**

Center  
6-5 • 318 • Sr.-3L  
Kingwood, Texas  
(Kingwood HS)

**2013 Notes**

- Has started all 46 games of Razorback career, tied for 2nd-longest active consecutive starts streak in NCAA
- Named to Phil Steele Midseason All-American Third Team
- Named to Phil Steele Midseason All-SEC First Team
- Recorded four knockdown blocks vs. No. 14 South Carolina
- Earned a grade of 85 for his play at No. 18 Florida
- Played every offensive snap vs. No. 10 Texas A&M and graded at 90 percent with six knockdown blocks
- Played every offensive snap at Rutgers and graded at 89 percent with four knockdown blocks
- Played every offensive snap vs. Southern Miss, grading out at 82 percent and recording 10 knockdown blocks
- Played every offensive snap vs. Samford, finishing the game with a grade of 85 and 10 knockdown blocks
- Played every offensive snap and recorded 16 knockdown blocks vs. Louisiana
- Elected 2013 team captain
- 11th Razorback in program history to serve consecutive seasons as captain



**98**

**ROBERT THOMAS**

Defensive Tackle  
6-3 • 325 • Sr.-2L  
Muskogee, Okla.  
(Coffeyville CC)

**2013 Notes**

- Injured vs. No. 14 South Carolina and is expected to miss rest of season
- Elected 2013 team captain
- At time of injury was tied for 8th in SEC in tackles for loss (6.0)
- Made three tackles, 1.0 for loss with 1.0 sack, vs. No. 14 South Carolina
- Recorded five tackles, including 1.0 for loss with 1.0 sack, at No. 18 Florida
- Recorded four tackles vs. No. 10 Texas A&M
- Recorded career-high seven tackles at Rutgers
- Recorded five tackles, including 0.5 for loss, vs. Southern Miss
- Recorded four tackles, including a career-high 3.5 for loss and career-high 1.5 sacks vs. Samford
- Recorded three tackles vs. Louisiana

**Career Highs**


Tackles.....7 - Rutgers, 2013  
Tackles for Loss .....3.5 - Samford, 2013  
Sacks .....1.5 - Samford, 2013  
QB Hurries .....2 - Alabama, 2012; Troy, 2011

**Career Stats**

| YEAR         | G/GS         | UA-A         | TOTAL     | TFL-YDS        | SACK-YDS      | QBH      | PBU      | FF-FR      |
|--------------|--------------|--------------|-----------|----------------|---------------|----------|----------|------------|
| 2011         | 12/5         | 7-16         | 23        | 2.5-9          | 1.0-7         | 2        | 0        | 0-0        |
| 2012         | 12/2         | 6-12         | 18        | 5.0-22         | 2.5-19        | 5        | 0        | 0-0        |
| 2013         | 7/7          | 16-15        | 31        | 6.0-22         | 3.5-16        | 0        | 0        | 0-0        |
| <b>Total</b> | <b>31/14</b> | <b>29-43</b> | <b>72</b> | <b>13.5-53</b> | <b>7.0-42</b> | <b>7</b> | <b>0</b> | <b>0-0</b> |



2013 Updated Arkansas Player Bios



**27** **ALAN TURNER**  
 Safety  
 6-0 • 200 • Jr.-2L  
 Junction City, Ark.  
 (Junction City HS)

**2013 Notes**

- Leads Arkansas in tackles (54)
- Ranks 13th in SEC in tackles (54)
- Recorded nine tackles and one quarterback hurry at No. 1 Alabama
- Recorded eight tackles and one pass breakup vs. No. 14 South Carolina
- Recorded one tackle at No. 18 Florida
- Recorded career-high 12 tackles and one pass breakup vs. No. 10 Texas A&M
- Recorded five tackles at Rutgers
- Recorded seven tackles and one pass breakup vs. Southern Miss
- Recorded six tackles vs. Samford
- Recorded six tackles vs. Louisiana

**Career Highs**

Tackles.....12 - Texas A&M, 2013  
 Tackles for Loss .....1.0 - Auburn, 2012  
 Interceptions.....1 - Auburn, 2012  
 Pass Breakups .....1 - 3 times (most recent South Carolina, 2013)

**Career Stats**

| YEAR         | G/GS         | UA-A         | TOTAL     | TFL-YDS      | INT-YDS    | PBU      | FF       | FR       | QBH      |
|--------------|--------------|--------------|-----------|--------------|------------|----------|----------|----------|----------|
| 2011         | 8/0          | 1-3          | 4         | 0.0-0        | 0-0        | 0        | 0        | 0        | 0        |
| 2012         | 12/2         | 7-7          | 14        | 1.0-1        | 1-0        | 0        | 0        | 0        | 0        |
| 2013         | 8/8          | 21-33        | 54        | 0.0-0        | 0-0        | 3        | 0        | 0        | 1        |
| <b>Total</b> | <b>28/10</b> | <b>29-43</b> | <b>72</b> | <b>1.0-1</b> | <b>1-0</b> | <b>3</b> | <b>0</b> | <b>0</b> | <b>1</b> |



**32** **JONATHAN WILLIAMS**  
 Running Back  
 6-0 • 222 • So.-1L  
 Allen, Texas  
 (Allen HS)

**2013 Notes**

- Ranks 7th in SEC and 47th in NCAA in total rushing yards (612)
- Ranks 7th in SEC and 34th in NCAA in 1st down rushing yards (393)
- Ranks 7th in SEC in rushing yards per game (76.5)
- Tied for 7th in SEC in rush attempts (100)
- Ranks 20th in SEC in all-purpose yards per game (85.5)
- Rushed 13 times for 48 yards at No. 1 Alabama
- Rushed six times for 61 yards vs. No. 14 South Carolina
- Rushed eight times for 32 yards and one touchdown at No. 18 Florida
- Rushed 10 times for 53 yards and caught career-high four passes for 67 yards and two touchdowns vs. No. 10 Texas A&M
- Rushed 12 times for 25 yards, caught two passes for five yards and completed 21-yard touchdown pass on first collegiate pass attempt at Rutgers
- First Razorback to record rushing, receiving and passing touchdown in season since Darren McFadden in 2007
- Had 16 rushes for 116 yards and one touchdown vs. Southern Miss
- Had 17 rushes for 126 yards and one touchdown vs. Samford
- Had 18 rushes for 151 yards, including 75-yard touchdown, vs. Louisiana
- 151 yards were most by Razorback in season opener since Darren McFadden (151) in 2007
- One of 11 players in NCAA with 70-plus yard rush in week one

**Career Highs**

Rush Attempts.....18 - Louisiana, 2013  
 Rush Yards .....151 - Louisiana, 2013  
 Long Rush.....75 - Louisiana, 2013  
 Receptions.....4 - Texas A&M, 2013  
 Receiving Yards .....150 - Kentucky, 2012  
 Rec. Touchdowns .....2 - Texas A&M, 2013; Kentucky, 2012  
 Long Reception .....77 - Kentucky, 2012

**Career Stats**

| YEAR         | G/GS         | RUSH       | YDS        | TD       | LG        | REC       | YDS        | TD       | LG        |
|--------------|--------------|------------|------------|----------|-----------|-----------|------------|----------|-----------|
| 2012         | 11/2         | 45         | 231        | 0        | 32        | 8         | 208        | 2        | 77        |
| 2013         | 8/8          | 100        | 612        | 4        | 75        | 6         | 72         | 2        | 28        |
| <b>Total</b> | <b>19/10</b> | <b>145</b> | <b>843</b> | <b>4</b> | <b>75</b> | <b>14</b> | <b>280</b> | <b>4</b> | <b>77</b> |



# GAME 1

AUG. 31, 2013 • FAYETTEVILLE, ARK.  
DONALD W. REYNOLDS RAZORBACK STADIUM  
ATTENDANCE: 69,801 TV: FSN

**ARKANSAS 34**

**LOUISIANA 14**

Offense was on full display inside Donald W. Reynolds Razorback Stadium on Saturday, as Arkansas found the end zone four times and compiled 522 yards of total offense to earn a 34-14 victory over Louisiana in its season opener and first game under new head coach Bret Bielema.

In what was a balanced offensive attack for the Razorbacks, the backfield tandem of Jonathan Williams and Alex Collins more than held up their end on the ground. Williams rushed for 151 yards, while Collins added 131 yards of his own, as the two marked the first time since 2007 that Arkansas had two 100-yard rushers in a game. Collins also became the first Razorback freshman to rush for more than 100 yards in a game since Felix Jones in 2005.

In just his second career start, sophomore quarterback Brandon Allen was just as effective through the air for Arkansas, completing 15-of-22 passes for 230 yards and three touchdowns.

The Razorbacks' biggest edge came on the ground, outgaining the Ragin' Cajuns by 206 yards and totaling 292 rushing yards on the game. As a result, Arkansas dominated time-of-possession as well, holding the football 37 minutes, 33 seconds to Louisiana's 22:27.

Scoring on the game's opening drive, Arkansas was first on the board, driving 75 yards in 11 plays and setting the tone with a six-yard touchdown pass from Allen to Javontee Herndon.

It was the first of two touchdown catches in the first half for Herndon, who also hauled in a diving 49-yard touchdown catch

early in the second quarter. The senior receiver finished the day with 73 receiving yards on three receptions.

Louisiana's lone score of the first half came early in the second quarter, as it drove 71 yards in 10 plays and found the end zone on a two-yard touchdown run by Alonzo Harris to cut Arkansas' lead to 14-7.


Zach Hocker added a pair of field goals for Arkansas to close the first half of scoring, converting first from 22 yards out and later from 34 yards. With nine points on the day, Hocker claimed the Arkansas career record for total points (296).

The second half was highlighted by the defense of Arkansas, which forced a pair of turnovers.

Trey Flowers came up with the first change of possession for the Razorback defense midway through the third quarter, stripping Louisiana quarterback Terrance Broadway of the football and forcing a fumble that teammate Byran Jones would recover. Flowers ended the day with 2.0 sacks, five tackles and one forced fumble.

The Razorback offense capitalized on the turnover, as Allen threw for his third touchdown on the day and found Kiero Small out of the backfield, who then tiptoed the sideline and barreled over defenders at the goal line to score and give Arkansas a 27-7 lead.

Williams responded to Louisiana's final score of the game, taking a handoff on the first play of the drive for 75 yards and the score to give the Razorbacks the 34-14 lead.



## SCORING SUMMARY

|           | 1 | 2  | 3  | 4 | F  |
|-----------|---|----|----|---|----|
| Louisiana | 0 | 7  | 7  | 0 | 14 |
| Arkansas  | 7 | 13 | 14 | 0 | 34 |

### 1st Quarter

8:24 AR - J. Herndon 6 yd pass from Brandon Allen (Zach Hocker kick), 11-75 6:36

### 2nd Quarter

13:58 UL - Alonzo Harris 2 yd run (Steph Brauchie kick), 10-71 3:35

11:30 AR - J. Herndon 49 yd pass from Brandon Allen (Zach Hocker kick), 5-75 2:28

5:18 AR - Zach Hocker 22 yd field goal, 12-61 5:45

00:00 AR - Zach Hocker 34 yd field goal, 10-78 2:02

### 3rd Quarter

8:39 AR - Kiero Small 10 yd pass from Brandon Allen (Zach Hocker kick), 6-49 2:41

6:20 UL - J. Maxwell 11 yd pass from Terra Broadway (Steph Brauchie kick), 8-75 2:19

6:04 AR - J. Williams 75 yd run (John Henson kick), 1-75 0:16

## GAME STATISTICS

| TEAM STATS                    | UL      | AR      |
|-------------------------------|---------|---------|
| FIRST DOWNS                   | 19      | 24      |
| RUSHES-YARDS (NET)            | 32-85   | 51-292  |
| PASSING YDS (NET)             | 189     | 230     |
| Passes Att-Comp-Int           | 31-17-1 | 23-15-0 |
| TOTAL OFFENSE PLAYS-YARDS     | 63-274  | 74-522  |
| Fumble Returns-Yards-TD       | 0-0-0   | 0-0-0   |
| Punt Returns-Yards-TD         | 1-2-0   | 5-29-0  |
| Kickoff Returns-Yards-TD      | 1-18-0  | 0-0-0   |
| Interception Returns-Yards-TD | 0-0-0   | 1-0-0   |
| Punts (Number-Avg)            | 5-43.6  | 2-41.0  |
| Fumbles-Lost                  | 1-1     | 1-1     |
| Penalties-Yards               | 1-5     | 4-30    |
| Possession Time               | 22:48   | 37:12   |
| Third-Down Conversions        | 4 of 12 | 7 of 13 |
| Fourth-Down Conversions       | 1 of 2  | 1 of 2  |
| Red-Zone Scores-Chances       | 2-3     | 4-5     |
| Sacks By: Number-Yards        | 1-10    | 4-30    |

### RUSHING:

Louisiana- Alonzo Harris 10-56; Elijah McGuire 3-12; Torrey Pierce 2-10; Darryl Surgent 1-6; Montrel Carter 1-4; Terra Broadway 13-(-1); Brooks Haack 2-(-2)

Arkansas - J. Williams 18-152; Alex Collins 21-131; Nate Holmes 3-9; Kiero Small 4-7; Brandon Allen 4-(-4)

### PASSING:

Louisiana - Terra Broadway 15-28-1-171-1; Brooks Haack 2-3-0-18-0

Arkansas - Brandon Allen 15-22-0-230-3

### RECEIVING:

Louisiana- Jacob Maxwell 6-77; Jamal Robinson 4-33; Jared Johnson 2-18; Darryl Surgent 2-11; Elijah McGuire 1-31; Devin Figaro 1-10; James Butler 1-9

Arkansas - Hunter Henry 5-75; J. Herndon 3-73; Kiero Small 3-25; Jeremy Sprinkle 2-22; Keon Hatcher 1-27; Julian Horton 1-8



# GAME 2

SEPT. 7, 2013 • LITTLE ROCK, ARK.  
WAR MEMORIAL STADIUM  
ATTENDANCE: 47,358 TV: PPV

## ARKANSAS 31

## SAMFORD 21

Alex Collins and Jonathan Williams ran their way into program history and lifted Arkansas (2-0) to a 31-21 win over Samford (1-1) at War Memorial Stadium.

Collins rushed for 172 yards and one touchdown, while Williams added 126 yards and one touchdown of his own, as the Razorback duo marked the first time in school history that Arkansas had two 100-yard rushers in the first two games of the season.

It was a day filled with landmarks for Collins, who not only scored his first-career touchdown on a 2-yard run to put the game out of reach midway through the fourth quarter, but also became the first Arkansas freshman to rush for 100 yards in each of the first two games of his career.

In total, Arkansas outgained Samford 333-114 on the ground, including closing out the game with 163 rushing yards in the fourth quarter to Samford's 10 yards. The rushing performance marked the first time since 2007 that the Razorbacks had 250 or more rushing yards as a team in back-to-back games.

Opening with a touchdown on the first drive for the second straight game, Brandon Allen and the Razorbacks got things going through the air with 14 unanswered points. The first of Allen's two touchdown passes on the night came less than four minutes into the game, as Allen connected with Mitchell

Loewen on a 24-yard score at the 12:02 mark of the first quarter. Allen later hooked up with Javontee Herndon on a 7-yard touchdown pass midway through the quarter to give Arkansas a 14-0 lead.

Zach Hocker closed the first half of scoring with a career-long 53-yard field goal, which helped the Razorbacks extend their lead to 17-7 at the break. With one made field goal on the night, Hocker also moved into a tie for third place on Arkansas' career field goals made list with 51.

The Razorbacks responded to two second-half Bulldog touchdowns with an energized fourth-quarter rally, fueled by Collins and Williams asserting themselves in the running game. Williams scored the 1-yard, go-ahead touchdown early in the fourth quarter and Collins followed minutes later with a 2-yard score to give Arkansas the 31-21 final.



## SCORING SUMMARY

|          | 1  | 2 | 3  | 4  | F  |
|----------|----|---|----|----|----|
| Samford  | 7  | 0 | 14 | 0  | 21 |
| Arkansas | 14 | 3 | 0  | 14 | 31 |

### 1st Quarter

12:02 AR - Mitchell Loewen 24 yd pass from Brandon Allen (Zach Hocker kick), 6-75 2:58

7:36 AR - J. Herndon 7 yd pass from Brandon Allen (Zach Hocker kick), 8-78 3:08

1:36 SAM - Zeke Walters 2 yd pass from Andy Summerlin (W. Handrahan kick), 13-75 6:00

### 2nd Quarter

11:54 AR - Zach Hocker 53 yd field goal, 9-36 4:42

### 3rd Quarter

11:22 SAM - Zeke Walters 2 yd pass from Andy Summerlin (W. handrahan kick), 3-24 1:21

5:09 SAM - Fabian Truss 16 yd run (W. Handrahan kick), 6-50 1:49

### 4th Quarter

13:38 AR - J. Williams 1 yd run (Zach Hocker kick), 14-75 6:31

9:04 AR - Alex Collins 2 yd run (Zach Hocker kick), 5-74 2:28

## GAME STATISTICS

| TEAM STATS                    | SAM     | AR      |
|-------------------------------|---------|---------|
| FIRST DOWNS                   | 13      | 22      |
| RUSHES-YARDS (NET)            | 25-114  | 53-333  |
| PASSING YDS (NET)             | 117     | 125     |
| Passes Att-Comp-Int           | 28-19-0 | 17-9-0  |
| TOTAL OFFENSE PLAYS-YARDS     | 53-231  | 70-458  |
| Fumble Returns-Yards-TD       | 0-0-0   | 0-0-0   |
| Punt Returns-Yards-TD         | 1-16-0  | 1-20-0  |
| Kickoff Returns-Yards-TD      | 1-31-0  | 2-50-0  |
| Interception Returns-Yards-TD | 0-0-0   | 0-0-0   |
| Punts (Number-Avg)            | 8-39.5  | 3-43.7  |
| Fumbles-Lost                  | 0-0     | 2-2     |
| Penalties-Yards               | 4-20    | 6-65    |
| Possession Time               | 24:13   | 35:47   |
| Third-Down Conversions        | 43of 11 | 6 of 12 |
| Fourth-Down Conversions       | 0 of 0  | 1 of 1  |
| Red-Zone Scores-Chances       | 3-3     | 3-4     |
| Sacks By: Number-Yards        | 1-10    | 2-10    |

### RUSHING:

**Samford** - Fabian Truss 16-105; D. Bledsoe 3-11; S. Robinson 2-8; Kelsey Pope 1-2; Andy Summerlin 3-(-10)

**Arkansas** - Alex Collins 24-172; J. Williams 17-126; Kiero Small 5-25; Brandon Allen 4-7; Nate Holmes 1-5

### PASSING:

**Samford** - Andy Summerlin 19-28-0-117-1

**Arkansas** - Brandon Allen 9-17-0-125-2

### RECEIVING:

**Samford** - Fabian Truss 4-7; Kelsey Pope 3-29; Tony Philpot 3-21; Zeke Walters 2-20; Kelvin Clay 2-9; E. Obajimi 2-7; Karel Hamilton 1-11; D. Bledsoe 1-8; S. Robinson; Andy Summerlin 1-(-2)

**Arkansas** - J. Herndon 5-70; Julian Horton 2-18; Mitchell Loewen 1-24; Hunter Henry 1-13



# GAME 3

SEPT. 14, 2013 • FAYETTEVILLE, ARK.  
DONALD W. REYNOLDS RAZORBACK STADIUM  
ATTENDANCE: 63,067 TV: SEC-TV

## ARKANSAS 24

## SOUTHERN MISS 3

A stifling defensive effort and record-setting ground performance were the recipe for success, as the University of Arkansas football team earned a 24-3 victory over Southern Miss inside Donald W. Reynolds Razorback Stadium.

With 115 yards and one touchdown on the day, Alex Collins became the first freshman in Southeastern Conference history to record three straight 100-yard rushing games to begin his career. Collins also marked the first true freshman in the NCAA with more than two straight 100-yard rushing games since Oklahoma's Adrian Peterson in 2004.

Collins and Jonathan Williams combined to rush for 231 yards and a pair of second-half touchdowns, as the Razorbacks made it three straight games with 100-plus yards rushing on the season. The feat marked the first time since 2007 that Arkansas had multiple 100-yard rushers in three straight games.

While the running game stole the show in the second half, it was the turnover-hawking Razorback defense that kept the game tight throughout the first half. Arkansas was opportunistic, with Trey Flowers and Will Hines each grabbing interceptions. Flowers' interception was the first of his career, while Hines recorded his first of the season.

Team captain Chris Smith registered a career-high 3.0 sacks on the day, while senior Jarrett Lake added a career-high 13 tackles. In the first half alone, the Arkansas defense recorded two interceptions, two sacks, 3.0 tackles for loss and one forced fumble.

The Arkansas defense held Southern Miss to 254 yards of total offense, marking the first time since 2007 that the Razorbacks held the opposition to less than 300 yards of total offense in three consecutive games.

The Razorbacks started the scoring in the first quarter, as quarterback Brandon Allen scrambled in and scored from five yards out to give Arkansas a 7-0 lead early in the first quarter.

The teams traded field goals before Williams sparked an offensive resurgence in the third quarter with a 45-yard touchdown run that pushed Arkansas' lead to 17-3. Collins followed up with a score of his own in the fourth quarter, reaching the end zone on a 7-yard touchdown run and posting the 24-3 final score.



### SCORING SUMMARY

|               | 1 | 2 | 3 | 4 | F  |
|---------------|---|---|---|---|----|
| Southern Miss | 0 | 3 | 0 | 0 | 3  |
| Arkansas      | 7 | 3 | 7 | 7 | 24 |

#### 1st Quarter

3:52 AR - Brandon Allen 5 yd rush (Zach Hocker kick), 12-89 5:47

#### 2nd Quarter

12:01 USM - Corey Acosta 27 yd field goal, 9-36 4:42

6:05 AR - Zach Hocker 42 yd field goal, 7-20 2:54

#### 3rd Quarter

7:20 AR - Jonathan Williams 45 yd run (Zach Hocker kick), 5-68 2:05

#### 4th Quarter

7:20 AR - Alex Collins 7 yd run (Zach Hocker kick), 14-81 7:33

### GAME STATISTICS

| TEAM STATS                    | USM     | AR      |
|-------------------------------|---------|---------|
| FIRST DOWNS                   | 16      | 17      |
| RUSHES-YARDS (NET)            | 31-119  | 56-258  |
| PASSING YDS (NET)             | 135     | 69      |
| Passes Att-Comp-Int           | 34-18-2 | 11-6-1  |
| TOTAL OFFENSE PLAYS-YARDS     | 65-254  | 67-327  |
| Fumble Returns-Yards-TD       | 0-0-0   | 0-0-0   |
| Punt Returns-Yards-TD         | 0-0-0   | 3-14-0  |
| Kickoff Returns-Yards-TD      | 2-34-0  | 1-20-0  |
| Interception Returns-Yards-TD | 1-25-0  | 2-0-0   |
| Punts (Number-Avg)            | 6-41.0  | 6-41.0  |
| Fumbles-Lost                  | 1-0     | 3-0     |
| Penalties-Yards               | 10-63   | 4-49    |
| Possession Time               | 24:37   | 35:23   |
| Third-Down Conversions        | 4 of 15 | 7 of 15 |
| Fourth-Down Conversions       | 0 of 1  | 0 of 0  |
| Red-Zone Scores-Chances       | 1-1     | 2-2     |
| Sacks By: Number-Yards        | 0-0     | 3-22    |

#### RUSHING:

**Southern Miss** - Jalen Richard 14-94; Kendrick Hardy 9-29; Tyre Bracken 4-18; A. Bridgford 4-(22)

**Arkansas** - Jonathan Williams 16-116; Alex Collins 25-115; Kiero Small 9-21; AJ Derby 1-10; Nate Holmes 1-8; Brandon Allen 1-5; Eric Hawkins 1-4

#### PASSING:

**Southern Miss** - A. Bridgford 17-33-2-133-0; M. Moseley 1-1-0-2-0

**Arkansas** - AJ Derby 4-6-36-0; Brandon Allen 2-5-1-33-0

#### RECEIVING:

**Southern Miss** - T. Holmes 4-12; D. Sullivan 4-12; M. Ricard 2-35; James Cox 2-19; Bruce Johnson 2-11; Tyre Bracken 1-12; M. Triplett 1-15; Jalen richard 1-8; Nic Bekkers 1-2

**Arkansas** - Julian Horton 2-25; Javontee Herndon 2-22; Kiero Small 2-22



# GAME 4

SEPT. 21, 2013 • PISCATAWAY, NJ  
 HIGH POINT SOLUTIONS STADIUM  
 ATTENDANCE: 51,969 TV: ESPN

**ARKANSAS 24**

**RUTGERS 28**

The University of Arkansas football team suffered its first loss of the season, as Rutgers scored 21 unanswered points in the second half to rally for a 28-24 win at High Point Solutions Stadium.

AJ Derby made his first collegiate start at quarterback for Arkansas, throwing for 137 yards and one touchdown, but it was Jonathan Williams who came up with the highlight play through the air for the Razorbacks. Taking the toss on a designed trick play, Williams set to throw and connected with Hunter Henry on a 21-yard touchdown reception, the first of Henry's career.

Javontee Herndon recorded the other Razorback offensive touchdown early in the third quarter, adjusting in the end zone and hauling in a 17-yard pass from Derby. It marked the third game this season with a receiving score for Herndon, who finished the day with two catches for 35 yards.

A spirited defensive effort from Arkansas helped the Razorbacks jump out to a 24-7 lead midway through the third quarter, but a 58-yard punt return for a touchdown from Janarion Grant toward the end of the third quarter sparked a Rutgers rally and comeback win.

The Razorback defense forced a total of three turnovers on the game--the most since forcing five against Auburn last season--highlighted by a 26-yard interception return for a touchdown by Tevin Mitchel. The junior's pick-six score also marked the first defensive touchdown since 2011 for Arkansas.

Darius Philon made his presence felt on the Razorback defensive line, recording the first two sacks of his career in the first quarter. Chris Smith chimed in with one sack of his own and recovered a fumble that was forced by Trey Flowers. Jarrett Lake also recovered a fumble in the first quarter.

Arkansas' special teams negated an early Rutgers scoring opportunity, recording the program's first blocked field goal since 2012 after Dan Skipper deflected a Scarlet Knight attempt from 42 yards out in the first quarter. Zach Hocker also booted a 77-yard punt in the first quarter, the longest by a Razorback since 2002.



## SCORING SUMMARY

|                 | 1  | 2 | 3  | 4  | F  |
|-----------------|----|---|----|----|----|
| <b>Rutgers</b>  | 0  | 7 | 7  | 14 | 28 |
| <b>Arkansas</b> | 10 | 0 | 14 | 0  | 24 |

**1st Quarter**  
 1:51 Zach Hocker 41 yd field goal, 11-56 5:16

0:21 Tevin Mitchel 26 yd interception return (Zach Hocker kick)

**2nd Quarter**  
 0:39 Tyler Kroft 15 yd pass from Gary Nova (Nick Borgese kick), 12-68 4:26

**3rd Quarter**  
 10:01 Javontee Herndon 17 yd pass from AJ Derby (Zach Hocker kick), 10-75 4:59

8:38 Hunter Henry 21 yd pass from Jonathan Williams (Zach Hocker kick), 1-21, 0:05

2:14 Janarion Grant 58 yd punt return (Nick Borgese kick)

**4th Quarter**  
 9:55 Leonte Carroo 33 yd pass from Gary Nova (Nick Borgese kick), 6-98 1:44

5:18 Leonte Carroo 4 yd pass from Gary Nova (Nick Borgese kick), 6-33 1:43

## GAME STATISTICS

| TEAM STATS                    | RU      | AR      |
|-------------------------------|---------|---------|
| FIRST DOWNS                   | 24      | 14      |
| RUSHES-YARDS (NET)            | 36-54   | 34-101  |
| PASSING YDS (NET)             | 346     | 182     |
| Passes Att-Comp-Int           | 43-22-1 | 28-16-0 |
| TOTAL OFFENSE PLAYS-YARDS     | 79-400  | 62-283  |
| Fumble Returns-Yards-TD       | 0-0-0   | 0-0-0   |
| Punt Returns-Yards-TD         | 4-106-1 | 1-2-0   |
| Kickoff Returns-Yards-TD      | 2-33-0  | 3-58-0  |
| Interception Returns-Yards-TD | 0-0-0   | 1-26-1  |
| Punts (Number-Avg)            | 5-44.8  | 9-47.2  |
| Fumbles-Lost                  | 3-2     | 0-0     |
| Penalties-Yards               | 3-25    | 6-66    |
| Possession Time               | 28:27   | 31:33   |
| Third-Down Conversions        | 6 of 17 | 3 of 14 |
| Fourth-Down Conversions       | 2 of 2  | 1 of 1  |
| Red-Zone Scores-Chances       | 2-4     | 1-1     |
| Sacks By: Number-Yards        | 1-9     | 5-40    |

### RUSHING:

**Rutgers** - Paul James 17-80; Savon Huggins 9-21; Justin Goodwin 1-0; Gary Nova 9-(-47)

**Arkansas** - Alex Collins 16-63; Jonathan Williams 12-25; Keon Hatcher 2-19; AJ Derby 3-(-4)

### PASSING:

**Rutgers** - Gary Nova 22-43-1-346-3

**Arkansas** - AJ Derby 14-26-0-137-1; Sam Irwin-Hill 1-1-0-24-0; Jonathan Williams 1-1-0-21-1

### RECEIVING:

**Rutgers** - Tyler Kroft 6-133; Leonte Carroo 5-80; Quron Pratt 5-66; Paul James 3-24; Ruhann Peele 2-18; Brandon Coleman 1-25

**Arkansas** - Keon Hatcher 4-45; Hunter Henry 2-37; Javontee Herndon 2-35; Kiero Small 2-10; Jonathan Williams 2-5; Alan D'Appollonio 1-24; Eric Hawkins 1-11; Alex Collins 1-9; Julian Horton 1-6



# GAME 5

SEPT. 28, 2013 • FAYETTEVILLE, ARK.  
DONALD W. REYNOLDS RAZORBACK STADIUM  
ATTENDANCE: 72,613 TV: ESPN2

**ARKANSAS 33**

**#10 TEXAS A&M 45**

Brandon Allen passed for 282 yards and three touchdowns in his return at quarterback for the Arkansas football team, but the Razorbacks came up short in a 45-33 loss to No. 10 Texas A&M.

Arkansas scored four touchdowns on the night, providing plenty to cheer about for the 72,613 in attendance inside Donald W. Reynolds Razorback Stadium. Allen threw two touchdown passes to Jonathan Williams and one to Keon Hatcher, while Alex Collins rushed for another score on the ground.

Trailing just 24-20 at halftime and pulling to within 38-33 late in the third quarter, Allen and the Razorbacks were held scoreless in the fourth quarter and unable to complete a comeback bid in their SEC opener against the Aggies.

In his SEC debut, Collins recorded his fourth 100-yard game of the season after rushing for 123 yards on just 14 carries, leaving him just one short of tying the Arkansas freshman record for 100-yard rushing games in a season of five set by Darren McFadden in 2005.


Fellow freshman Hunter Henry had a career-high 109 yards receiving on four catches, including a career-long reception of 52 yards.

Zach Hocker added a pair of field goals, one from 39 yards and another from 28 yards, to round out the Razorback scoring.

Pacing the Razorbacks defensively was Alan Turner, as the junior safety recorded a career-high 12 tackles, including nine solo stops, and added one pass breakup.

The game quickly turned into a shootout between the two teams, with a combined 24 points scored in the first quarter and 44 points by halftime. Texas A&M tallied 523 total yards of offense and Arkansas put up 483 total yards of its own in the game, as each team ran more than 65 plays offensively.

The Razorbacks proved opportunistic with their scoring chances, going 5-of-6 on red zone scoring trips. Arkansas has converted eight of its last nine trips to the red zone, improving to 15-for-18 (.833) this season.



## SCORING SUMMARY

|                      | 1  | 2  | 3  | 4 | F  |
|----------------------|----|----|----|---|----|
| <b>Texas A&amp;M</b> | 17 | 7  | 14 | 7 | 45 |
| <b>Arkansas</b>      | 7  | 13 | 13 | 0 | 33 |

### 1st Quarter

12:31 Mike Evants 9 yd pass from Johnny Manziel (Josh Lambo kick), 6-75 2:39

7:43 Keon Hatcher 12 yd pass from Brandon Allen (Zach Hocker kick), 9-62 4:38

5:11 Ben Malena 2 yd run (Josh Lambo kick), 9-75 2:32

1:47 Josh Lambo 39 yd field goal, 8-34 2:23

### 2nd Quarter

14:44 Zach Hocker 28 yd field goal, 6-66 2:03

11:14 Mike Evans 7 yd pass from Johnny Manziel (Josh Lambo kick), 10-82 5:12

6:02 Jonathan Williams 19 yd pass from Brandon Allen (Zach Hocker kick), 10-82 5:12

00:00 Zach Hocker 39 yd field goal, 9-72 1:59

### 3rd Quarter

14:19 Deshazor Everett 24 yd interception return (Josh Lambo kick)

12:43 Alex Collins 9 yd run (Zach Hocker kick) 4-75 1:36

4:42 Trey Williams 17 yd run (Josh Lambo kick) 9-63 3:06

1:09 Jonathan Williams 19 yd pass from Brandon Allen (Brandon Allen pass failed) 7-65 3:33

10:08 Ben Malena 1 yd run (Josh Lambo kick), 7-57 2:56

## GAME STATISTICS

| TEAM STATS                    | TAMU    | AR      |
|-------------------------------|---------|---------|
| FIRST DOWNS                   | 26      | 23      |
| RUSHES-YARDS (NET)            | 44-262  | 30-201  |
| PASSING YDS (NET)             | 261     | 282     |
| Passes Att-Comp-Int           | 30-23-0 | 36-17-2 |
| TOTAL OFFENSE PLAYS-YARDS     | 74-523  | 66-483  |
| Fumble Returns-Yards-TD       | 0-0-0   | 0-0-0   |
| Punt Returns-Yards-TD         | 4-106-1 | 1-2-0   |
| Kickoff Returns-Yards-TD      | 2-33-0  | 3-58-0  |
| Interception Returns-Yards-TD | 0-0-0   | 0-0-0   |
| Punts (Number-Avg)            | 4-42.0  | 3-39.7  |
| Fumbles-Lost                  | 0-0     | 1-0     |
| Penalties-Yards               | 5-45    | 1-5     |
| Possession Time               | 31:43   | 28:17   |
| Third-Down Conversions        | 7 of 13 | 5 of 12 |
| Fourth-Down Conversions       | 1 of 1  | 0 of 1  |
| Red-Zone Scores-Chances       | 6-6     | 5-6     |
| Sacks By: Number-Yards        | 0-0     | 1-7     |

### RUSHING:

**Texas A&M-** Trey Williams 9-83; Tra Carson 9-64; Johnny Manziel 9-59; Ben Malena 12-40

**Arkansas -** Alex Collins 14-116; Jonathan Williams 10-53; Korliss Marshall 1-16; Keon Hatcher 1-9; Brandon Allen 2-2; Javontee Herndon 1-2

### PASSING:

**Texas A&M-** Johnny Manziel 22-30-0-261-2

**Arkansas -** Brandon Allen 17-36-3-282-3

### RECEIVING:

**Texas A&M-** Derel Walker 7-81; Mike Evans 6-116; Malcome Kennedy 4-24; Sabian Holmes 3-24; Trey Williams 2-12; Ben Malena 1-4

**Arkansas -** Hunter Henry 4-109; Jonathan Williams 4-67; Javontee Herndon 2-36; Keon Hatcher 2-27; Eric Hawkins 2-12; Kiero Small 2-18; Alex Collins 1-4



# GAME 6

OCT. 5, 2013 • GAINESVILLE, FLA.  
 BEN HILL GRIFFIN STADIUM  
 ATTENDANCE: 90,043 TV: ESPN2

**ARKANSAS 10**

**#18 FLORIDA 30**

The University of Arkansas football team fell in its first SEC road game of the season, as Florida earned a 30-10 victory at Ben Hill Griffin Stadium.

Pinned against the league's best defense, the Razorbacks opened the game with early momentum and began by asserting their running game to take an early 7-0 lead behind a creative, reverse-field Jonathan Williams 4-yard touchdown run. The Gators entered the game having allowed a nation-best 53.5 rushing yards per game, yet it took just seven runs for the Razorbacks to eclipse that mark with nearly six minutes left in the first quarter.


After just seven carries, the Razorbacks had recorded 62 yards rushing and finished the game with 111 yards on the ground. Arkansas also finished the game with 275 yards of total offense, which was the most offensive yards the Gators defense had allowed all season, but the Razorbacks failed to find the end zone the rest of the game.

Williams finished the game with 32 yards and one touchdown on eight carries, while Alex Collins added 54 yards on 13 carries. Collins recorded 99 all-purpose yards on the night, adding in 45 yards on five receptions.

Williams' score in the first quarter would mark the lone touchdown on the game for the Razorbacks, however, as Arkansas fell by a final score of 30-10.

Dan Skipper blocked a Florida field goal attempt in the first quarter, giving him two blocked field goals this season. Skipper also became the first Razorback to block multiple field goals in the same season since Seth Armbrust blocked two in 2009.

Zach Hocker also moved into 11th on the SEC career points scored list by converting on one field-goal attempt and an extra point. With four total points in the game, Hocker passed James Wilhoit of Tennessee and Michael Proctor from Alabama.



## SCORING SUMMARY

|          | 1 | 2  | 3 | 4 | F  |
|----------|---|----|---|---|----|
| Arkansas | 7 | 0  | 3 | 0 | 10 |
| Florida  | 0 | 17 | 7 | 6 | 30 |

### 1st Quarter

2:09 Jonathan Williams 4 yd run (Zach Hocker kick), 8-64 4:15

### 2nd Quarter

11:11 Brad Phillips 28 yd field goal 12-55 5:58

8:33 Loucheiz Purifoy 42 yd interception return (Brad Phillips kick)

00:20 Solomon Patton 51 yd pass from Tyler Murphy (Brad Phillips kick), 6-75 1:22

### 3rd Quarter

11:23 Solomon Patton 38 yd pass from Tyler Murphy (Brad Phillips kick), 7-75 3:37

4:12 Zach Hocker 30 yd field goal 7-43 2:21

### 4th Quarter

4:47 Valdez Showers 9 yd pass from Tyler Murphy (Brad Phillips kick failed), 5-42 2:47

## GAME STATISTICS

| TEAM STATS                    | AR       | UF      |
|-------------------------------|----------|---------|
| FIRST DOWNS                   | 17       | 17      |
| RUSHES-YARDS (NET)            | 29-111   | 41-115  |
| PASSING YDS (NET)             | 164      | 240     |
| Passes Att-Comp-Int           | 43-17-1  | 22-16-0 |
| TOTAL OFFENSE PLAYS-YARDS     | 72-275   | 63-355  |
| Fumble Returns-Yards-TD       | 0-0-0    | 0-0-0   |
| Punt Returns-Yards-TD         | 1-(-1)-0 | 4-51-0  |
| Kickoff Returns-Yards-TD      | 4-40-0   | 0-0-0   |
| Interception Returns-Yards-TD | 0-0-0    | 1-42-1  |
| Punts (Number-Avg)            | 7-45.7   | 6-37.0  |
| Fumbles-Lost                  | 3-1      | 0-0     |
| Penalties-Yards               | 8-57     | 8-84    |
| Possession Time               | 27:38    | 32:22   |
| Third-Down Conversions        | 6 of 16  | 5 of 13 |
| Fourth-Down Conversions       | 0 of 1   | 0 of 0  |
| Red-Zone Scores-Chances       | 2-3      | 2-2     |
| Sacks By: Number-Yards        | 2-14     | 2-18    |

### RUSHING:

**Arkansas-** Alex Collins 13-54; Jonathan Williams 8-32; Kiero Small 3-24; Keon Hatcher 1-9; Korliss Marshall 1-8; Brandon Allen 2-(-15)

**Florida-** Matt Jones 17-50; Mack Brown 11-39; Tyler Murphy 7-15; Solomon Patton 2-14; Valdez Showers 1-(-1); Trey Burton 1-(-2)

### PASSING:

**Arkansas-** Brandon Allen 17-41-1-164-0; AJ Derby 0-2-0-0-0

**Florida-** Tyler Murphy 16-22-0-240-3

### RECEIVING:

**Arkansas-** Alex Collins 5-45; Keon Hater 4-26; Javontee Herndon 3-32; Hunter Henry 2-42; D'Arthurn Cowan 1-9; Kiero Small 1-8; Jeremy Sprinkle 1-2

**Florida-** Solomon Patton 6-124; Trey Burton 3-56; Quinton Dunbar 3-43; Tevin Westbrook 1-12; Valdez Showers 1-9; Mack Brown 1-1; Demarcus Robinson 1-(-5)



# GAME 7

OCT. 12, 2013 • FAYETTEVILLE, ARK.  
DONALD W. REYNOLDS RAZORBACK STADIUM  
ATTENDANCE: 66,302 TV: SEC TV

**ARKANSAS 7**

**#14 SOUTH CAROLINA 52**

The University of Arkansas football team fell to No. 14 South Carolina 52-7 on Homecoming inside Donald W. Reynolds Razorback Stadium.

Arkansas got off to a fast start, taking the game's opening drive 64 yards in seven plays and scoring on a 6-yard touchdown run by Alex Collins to take the early 7-0 lead.

It would go down as the only score on the day for the Razorbacks, however, as the Gamecocks responded with 52 unanswered points.


UA totaled 218 yards rushing on the day, as Jonathan Williams added 61 yards on six carries and Keon Hatcher finished the game with 69 yards on just two carries, including one run for 50 yards.

Defensively, Eric Bennett, Jarrett Lake and Braylon Mitchell each tied for the team lead with nine tackles on the day. Darius Philon finished with a career-high 3.0 tackles for loss and also added in 1.0 quarterback sack.

Chris Smith was named the 2013 Crip Hall Award winner, finishing the game with seven tackles, including four solo stops. The Crip Hall Award is given annually to the Arkansas senior with the most outstanding performance in the Homecoming game.

Sam Irwin-Hill punted the ball four times for the Razorbacks, netting 214 yards. The junior from Brisbane, Australia, recorded a 79-yard punt in the second quarter, which tied for the seventh-longest punt in school history and was the longest in the SEC this season.

Zach Hocker also moved into a tie for 8th on the SEC's career PATs made list, converting his one opportunity of the game to record the 161st PAT of his career.



## SCORING SUMMARY

|                       | 1  | 2  | 3  | 4  | F  |
|-----------------------|----|----|----|----|----|
| <b>South Carolina</b> | 10 | 14 | 14 | 14 | 52 |
| <b>Arkansas</b>       | 7  | 0  | 0  | 0  | 7  |

### 1st Quarter

12:02 AR Alex Collins 6 yd run (Zach Hocker kick), 7-64 2:58

7:14 SC Elliott Fry 33 yd field goal 13-59 4:48

5:12 SC Mike Davis 6 yd run (Elliott Fry kick), 1-6 0:06

### 2nd Quarter

13:40 SC Bruce Ellington 9 yd pass from Connor Shaw (Elliott Fry kick), 11-71 5:31

00:13 SC Bruce Ellington 4 yd pass from Connor Shaw (Elliott Fry kick), 12-49 2:07

### 3rd Quarter

11:49 SC Damiere Byrd 45 yd pass from Connor Shaw (Elliott Fry kick), 6-75 3:11

1:29 SC Connor Shaw 10 yd run (Elliott Fry kick), 15-79 9:29

### 4th Quarter

9:18 SC Kane Whitehurst 15 yd pass form Dylan Thompson (Elliott Fry kick), 9-44 4:29

1:07 SC Brendan Nosovitch 7 yd run (Elliott Fry kick), 12-80 7:23

## GAME STATISTICS

| TEAM STATS                    | SC      | AR     |
|-------------------------------|---------|--------|
| FIRST DOWNS                   | 32      | 7      |
| RUSHES-YARDS (NET)            | 54-277  | 24-218 |
| PASSING YDS (NET)             | 260     | 30     |
| Passes Att-Comp-Int           | 35-24-0 | 13-4-1 |
| TOTAL OFFENSE PLAYS-YARDS     | 89-537  | 37-248 |
| Fumble Returns-Yards-TD       | 0-0-0   | 0-0-0  |
| Punt Returns-Yards-TD         | 3-42-0  | 0-0-0  |
| Kickoff Returns-Yards-TD      | 0-0-0   | 3-54-0 |
| Interception Returns-Yards-TD | 1-21-0  | 0-0-0  |
| Punts (Number-Avg)            | 1-42.0  | 4-53.5 |
| Fumbles-Lost                  | 2-1     | 2-2    |
| Penalties-Yards               | 3-25    | 3-31   |
| Possession Time               | 43:25   | 16:35  |
| Third-Down Conversions        | 9 of 16 | 2 of 7 |
| Fourth-Down Conversions       | 5 of 5  | 0 of 1 |
| Red-Zone Scores-Chances       | 7-8     | 1-1    |
| Sacks By: Number-Yards        | 0-0     | 3-19   |

### RUSHING:

**South Carolina**- Mike Davis 19-128; Shon Carson 15-56; Pharoh Cooper 4-45; Connor Shaw 14-37; Brendan Nosovitch 1-7; Dylan Thompson 1-4

**Arkansas**- Keon Hatcher 2-69; Alex Collins 10-69; Jonathan Williams 6-61; Kiero Small 2-16; Kody Walker 2-10; Nate Holmes 1-(-5)

### PASSING:

**South Carolina**- Connor Shaw 19-28-0-219-3; Dylan Thompson 4-5-0-38-1; Pharoh Cooper 1-1-0-3-0

Arkansas- Brandon Allen 4-12-1-30-0; Sam Irwin-Hill 0-1-0-0-0

### RECEIVING:

**South Carolina**- Bruce Ellington 6-96; Shamier Jeffrey 5-32; Nick Jones 4-34; Mike Davis 3-4; Damiere Byrd 2-57; Kane Whitehurst 1-15; Shon Carson 1-14; Rory Anderson 1-5; Kwintin Smith 1-3

**Arkansas**- Kiero Small 2-4; Javontee Herndon 1-20; Alex Collins 1-6



# GAME 8

OCT. 19, 2013 • TUSCALOOSA, ALA.  
 BRYANT-DENNY STADIUM  
 ATTENDANCE: 101,821 TV: ESPN

**ARKANSAS 0**

**#1 ALABAMA 52**

The University of Arkansas football team (3-5, 0-4 SEC) fell on the road to No. 1 Alabama (7-0, 4-0 SEC), in Tuscaloosa, Ala., on Saturday by a final score of 52-0. Alex Collins led the way offensively for the Razorbacks, finishing the game with 77 yards on 18 carries.


Collins ran strong the entirety of the game, including leading the Razorbacks on their second-longest drive of the game in the fourth quarter. Beginning from its own 33-yard line, Arkansas drove 52 yards in 11 plays, before turning the ball over on downs at the Alabama 15-yard line. Collins alone accounted for 39 of the 52 yards on the drive.

The longest drive of the game for Arkansas came in the second quarter, as the Razorbacks drove 67 yards in 12 plays, but had a 41-yard Zach Hocker field goal attempt blocked. The senior kicker had been a perfect 8-for-8 on field goal attempts up to that point this season.

Still only a three-possession game, the special teams play sprung the Crimson Tide to a 28-0 lead by halftime. Alabama was unable to be slowed the rest of the way, finishing the game with 532 yards of total offense, including 352 on the ground.

Arkansas recorded 165 yards rushing on the game, with the freshman Collins carrying the load with his 77 yards. Arkansas became the first team to rush for 100 yards against Alabama in Tuscaloosa since Texas A&M on Nov. 10, 2012.

Brandon Allen finished 7-for-25 passing with 91 yards, as Javontee Herndon and Hunter Henry each recorded 42 yards receiving to lead the Razorbacks.



## SCORING SUMMARY

|          | 1  | 2  | 3  | 4 | F  |
|----------|----|----|----|---|----|
| Arkansas | 0  | 0  | 0  | 0 | 0  |
| Alabama  | 14 | 14 | 17 | 7 | 52 |

### 1st Quarter

9:09 UA Jalston Fowler 4 yd pass from AJ McCarron (Cade Foster kick), 12:68 5:51

4:36 UA Kenyan Drake 1 yd run (Cade Foster kick), 5:38 2:21

### 2nd Quarter

9:03 UA Kenyan Drake 46 yd run (Cade Foster kick), 5:84 1:57

1:07 UA Amari Cooper 30 yd pass from AJ McCarron (Cade Foster kick), 5:72 1:47

### 3rd Quarter

13:28 UA O.J. Howard 17 yd pass from AJ McCarron (Cade Foster kick), 3-30 1:32

8:18 UA T.J. Yeldon 24 yd run (Cade Foster kick), 8-72 3:34

3:02 UA Cade Foster 48 yd field goal, 7-23 2:40

### 4th Quarter

0:59 UA Derrick Henry 80 yd run (Adam Griffith kick), 2:85 0:59

## GAME STATISTICS

| TEAM STATS                    | AR      | UA      |
|-------------------------------|---------|---------|
| FIRST DOWNS                   | 16      | 25      |
| RUSHES-YARDS (NET)            | 39-165  | 37-352  |
| PASSING YDS (NET)             | 91      | 180     |
| Passes Att-Comp-Int           | 25-7-2  | 24-15-0 |
| TOTAL OFFENSE PLAYS-YARDS     | 64-256  | 61-532  |
| Fumble Returns-Yards-TD       | 0-0-0   | 0-0-0   |
| Punt Returns-Yards-TD         | 0-0-0   | 0-0-0   |
| Kickoff Returns-Yards-TD      | 7-129-0 | 1-32-0  |
| Interception Returns-Yards-TD | 0-0-0   | 2-9-0   |
| Punts (Number-Avg)            | 4-35.0  | 1-51.0  |
| Fumbles-Lost                  | 1-1     | 0-0     |
| Penalties-Yards               | 2-20    | 0-0     |
| Possession Time               | 31:00   | 29:00   |
| Third-Down Conversions        | 6 of 15 | 5 of 9  |
| Fourth-Down Conversions       | 1 of 2  | 0 of 1  |
| Red-Zone Scores-Chances       | 0-1     | 3-3     |
| Sacks By: Number-Yards        | 0-0     | 1-4     |

### RUSHING:

**Arkansas-** Alex Collins 18-77; Jonathan Williams 13-48; Brandon Allen 4-14; Sam Irwin-Hill 1-12; Keon Hatcher 1-8; Kiero Small 1-6; Jeremy Sprinkle 1-1

**Alabama-** Derrick Henry 6-111; Kenyan Drake 8-104; T.J. Yeldon 12-88; Dee Hart 4-24; Blake Sims 4-17; Jalston Fowler 3-8

### PASSING:

**Arkansas-** Brandon Allen 7-25-2-91-0

**Alabama-** AJ McCarron 15-21-0-180-3; Blake Sims 0-3-0-0-0

### RECEIVING:

**Arkansas-** Hunter Henry 3-42; Javontee Herndon 2-42; Kiero Small 1-7; Alex Collins 1-0

**Alabama-** T.J. Yeldon 4-45; Amari Cooper 3-65; Christian Jones 3-20; O.J. Howard 1-17; Kenyan Drake 1-11; Kevin Norword 1-10; DeAndrew White 1-8; Jalston Fowler 1-4