

# 2018 TEXAS A&M FOOTBALL

GAME 9 | AUBURN

SATURDAY, NOV. 3, 2018

GAME TIME: 11:00 a.m. | SITE: JORDAN-HARE STADIUM | TV: ESPN



## SCHEDULE

AUG  
30

### NORTHWESTERN STATE

W, 59-7 | 7:30 p.m. | SEC Network  
Kyle Field, College Station, Texas

SEP  
8

### CLEMSON

L, 26-28 | 6:05 p.m. | ESPN  
Kyle Field, College Station, Texas

SEP  
15

### ULM

W, 48-10 | 6:30 p.m. | SEC Network  
Kyle Field, College Station, Texas

SEP  
22

### at ALABAMA

L, 23-45 | 2:30 p.m. | CBS  
Tuscaloosa, Ala.

SEP  
29

### vs. ARKANSAS

W, 24-17 | 11:00 a.m. | ESPN  
Arlington, Texas

OCT  
6

### KENTUCKY

W, 20-14<sup>(OT)</sup> | 6:00 p.m. | ESPN  
Kyle Field, College Station, Texas

OCT  
13

### at SOUTH CAROLINA

W, 26-23 | 2:30 p.m. | SEC Network  
Columbia, S.C.

OCT  
27

### at MISSISSIPPI STATE

L, 13-28 | 6 p.m. | ESPN  
Starkville, Miss.

NOV  
3

### at AUBURN

11:00 a.m. | ESPN  
Auburn, Ala.

NOV  
10

### OLE MISS

TBD | TBD  
Kyle Field, College Station, Texas

NOV  
17

### UAB

TBD | TBD  
Kyle Field, College Station, Texas

NOV  
24

### LSU

TBD | TBD  
Kyle Field, College Station, Texas



AUBURN  
TIGERS

LOCATION: Auburn, Ala.

ENROLLMENT: 29,776

TEAM RECORD: 5-3

CONFERENCE RECORD: 2-3 (SEC)

RANKING: AP: RV / Coaches: RV

HEAD COACH: Gus Malzahn (6th season)



TEXAS A&M  
AGGIES

LOCATION: College Station, Texas

ENROLLMENT: 68,603 (Fall 2017)

TEAM RECORD: 5-3

CONFERENCE RECORD: 3-2 (SEC)

RANKING: AP: No. 25 / Coaches: RV

HEAD COACH: Jimbo Fisher (1st season)

## STATISTICAL LEADERS



### RUSHING

Trayveon Williams  
RB | Houston, Texas

149 carries  
824 yards (5.5 avg.)  
8 touchdowns



### RECEIVING

Jace Sternberger  
TE | Kingfisher, Okla.

31 catches, 509 yards (16.4 avg.)  
6 touchdowns  
**FBS leader in Yards & TDs by a TE**



### PASSING

Kellen Mond  
QB | San Antonio, Texas

155-of-260 attempts (59.6%)  
2,032 yards (254.0 / G)  
11 touchdowns



### TACKLES

Otar Alaka  
LB | Houston, Texas

49 total tackles  
24 solo tackles  
8.5 tackles for loss

## WHAT TO WATCH FOR #TAMUvsAU:

**Texas A&M seeks to remain undefeated at Jordan-Hare Stadium as the No. 16 Aggies take on Auburn at 11 a.m. Saturday in Auburn, Ala., on ESPN.**

- With a win, the Aggies' would be eligible for their 10th-consecutive bowl game, which is tied for the 11th-longest active streak in the FBS (fourth-longest among SEC schools behind Georgia (22), LSU (18), Alabama (15).
- Texas A&M holds a 5-3 advantage in series history against Auburn with the Aggies winning all three meetings inside Jordan-Hare Stadium. In fact, since joining the SEC in 2012, the road team has won every game in the series.
- In the eight-game series, only two games have been decided by 10 points or less with the average margin of victory at 16.1.
- Texas A&M head coach Jimbo Fisher and Auburn head coach Gus Malzahn square off for the second time as head coaches. In 2014, Fisher's Florida State Seminoles defeated Malzahn's Tigers, 34-31, in the BCS Championship Game in Pasadena, Calif.

# 2018 SCHEDULE BREAKDOWN

	<b>NORTHWESTERN STATE</b> Thursday, Aug. 30   7:30 p.m. Kyle Field, College Station, Texas W, 59-7   TV: SEC Network	Offense gained 700+ yards for the 8th time in school history ... Set a school record with 40 first downs ... T. Williams rushed for 240 yards, the second most in a game in program history ... Aggies logged 500 rushing yards and 200 passing yards for 2nd time in history.
	<b>CLEMSON</b> (#2-AP / #2-HC) Saturday, Sept. 8   6 p.m. Kyle Field, College Station, Texas L, 26-28   TV: ESPN	Aggies threatened with the upset, scoring with 46 seconds left in the 4th to pull within two points ... K. Rogers recorded career highs in receptions (7) and receiving yards (120), while hauling in his first two career TDs ... 6th largest crowd in Kyle Field history (104,794).
	<b>ULM</b> Saturday, Sept. 15   6:30 p.m. Kyle Field, College Station, Texas W, 48-10   TV: SEC Network	T. Williams rushed for 128 yards and a TD, his second 100-yard game and seventh of his career ... T. Dodson recorded the longest scoring play of the season with a 78-yard return of a blocked FG ... The Aggies racked up four sacks.
	<b>at Alabama</b> (#1-AP / #1-HC) Saturday, Sept. 22   2:30 p.m. Bryant-Denny Stadium, Tuscaloosa, Ala. L, 23-45   TV: CBS	B. Mann set the NCAA record for average yards per punt at 60.8 ... J. Sternberger caught his fourth TD of the season ... S. Small drilled three field goals, including a 52-yarder ... Aggie defense tallied seven tackles for loss.
	<b>vs. Arkansas</b> Saturday, Sept. 29   11:00 a.m. AT&T Stadium, Arlington, Texas W, 24-17   TV: ESPN	Texas A&M recorded its seventh straight win over Arkansas ... J. Corbin opened the game with a 100-yard kickoff return for a TD ... T. Williams posted his third 100-yard game of the season ... Aggie defense logged a season-best five QB sacks.
	<b>KENTUCKY</b> (#13-AP / #15-HC) Saturday, Oct. 6   6 p.m. Kyle Field, College Station, Texas W, 20-14 <sup>(OT)</sup>   TV: ESPN	Aggies snapped a seven-game losing streak to AP Top 25 teams dating back to 2016 ... J. Sternberger tied A&M school record for receiving TDs by a TE ... Defense didn't allow Kentucky to run an offensive play on the Aggies' side of the 50 ... T. Williams rushed for 138 yards and the game-winning TD.
	<b>at South Carolina</b> (RV-AP / RV-HC) Saturday, Oct. 13   2:30 p.m. Williams-Brice Stadium, Columbia, S.C. W, 26-23   TV: SEC Network	Texas A&M moved to 5-0 against its permanent SEC rival ... J. Sternberger and Q. Davis recorded 100-plus receiving yards with career highs in catches and yards ... S. Small booted four field goals including a 52-yarder ... C. Oliver snagged his first career interception.
	<b>at Mississippi State</b> (RV-AP / RV-HC) Saturday, Oct. 27   6 p.m. Davis-Wade Stadium, Starkville, Miss. L, 13-28   TV: ESPN	T. Dodson recorded a season-high eight tackles ... O. Alaka posted nine tackles, including 2.0 tackles for loss and a QB hurry ... K. Mond completed 23 passes to seven different receivers ... J. Corbin paced the Aggies with 33 yards on three rushes.
	<b>at Auburn</b> (RV-AP / RV-HC) Saturday, Nov. 3   11 a.m. Jordan-Hare Stadium, Auburn, Ala. TV: ESPN	<b>Series record:</b> Texas A&M leads 5-3
	<b>OLE MISS</b> Saturday, Nov. 10   TBA Kyle Field, College Station, Texas TV: TBA	<b>Series record:</b> Texas A&M leads 7-3
	<b>UAB</b> Saturday, Nov. 17   TBA Kyle Field, College Station, Texas TV: TBA	<b>Series record:</b> Texas A&M leads 1-0
	<b>LSU</b> Saturday, Nov. 24   TBA Kyle Field, College Station, Texas TV: TBA	<b>Series record:</b> LSU leads 33-20-3



## SETTING THE SCENE:

### TEXAS A&M at AUBURN

**KICKOFF:** 11:00 a.m. CT

**SITE:** Jordan-Hare Stadium, Auburn, Ala.  
(capacity: 87,451)

#### RANKINGS:

Auburn: RV (AP) | RV (Coaches)  
Texas A&M: No. 25 (AP) | RV (Coaches)

#### TELEVISION:

**ESPN** (National)  
Bob Wischusen, play-by-play  
Brock Huard, analyst  
Allison Williams, sideline

#### RADIO:

**Texas A&M Radio Network** (Regional)  
The Texas A&M Radio Network provides coverage via nearly 60 stations across the state of Texas. For a complete list of affiliates, please go to 12thMan.com.

Andrew Monaco, play-by-play  
Dave Elmendorf, analyst  
Will Johnson, sideline

#### Texas A&M Spanish Network (Regional)

Texas A&M's Spanish broadcast can be heard on radio stations in Dallas, San Antonio, Houston, El Paso, Brownsville and McAllen, Texas. Locally, the TAMU Spanish Network can be heard on 1550 AM.

Pedro Vela Almaguer, play-by-play  
Noel Orellana, analyst

#### Touchdown Radio (National)

Brett Dolan, play-by-play  
Gino Torretta, analyst

#### SIRIUS XM:

The Texas A&M Radio Network call of the game can be heard on SiriusXM at Sirius 81/XM 81 / Internet 81.

#### SERIES VS. AUBURN:

##### Texas A&M leads 5-3

11/4/2017	College Station	L, 27-42
9/17/2016	Auburn	W, 29-16
11/7/2015	College Station	L, 10-26
11/8/2014	Auburn	W, 41-38
10/19/2013	College Station	L, 41-45
10/27/2012	Auburn	W, 63-21
1/1/1986	Dallas (Cotton Bowl)	W, 36-16
1911	Dallas	W, 16-0

## QUICK HITS

- Texas A&M's defense ranks first in the SEC and seventh in FBS in third-down conversions, holding opposing teams to just 25-of-91 (27.5%).
- The Aggie defense is holding opposing offenses to 89.3 rushing yards per game, which is the best in the SEC and fifth in FBS.
- Texas A&M has dominated possession in the first eight games averaging 36:11 per game. The tally ranks first in the SEC and second in FBS behind Army, who is averaging 40:02 per game.
- Texas A&M is averaging 26.0 first downs per game, the most in the SEC and fifth in FBS, and is allowing just 14.9 first downs defensively, which tops the SEC and is second among P5 schools.
- The Aggies are just one of five schools nationally to rank in the top 30 in both total offense and total defense, joining Alabama, Clemson, Georgia and Washington State.

## ROAD WARRIORS

**Texas A&M has made Jordan-Hare Stadium its home away from home since joining the SEC in 2012, winning all three contests at Auburn.**

- The Aggies drubbed Auburn in 2012, 63-21, as Texas A&M's offense scored the most points ever by an Auburn opponent at home.
- In 2014, Texas A&M rolled into Jordan-Hare Stadium and upset the third-ranked Tigers, 41-38.
- Trayveon Williams rushed for 127 yards and a touchdown in 2016 as the Aggies defeated Auburn, 29-16.

## ELKO EFFECT

**A defensive mastermind that has produced a top 50 defense the past six years at different schools, Texas A&M's Mike Elko has wasted no time in turning the Aggies into a formidable defense.**

- Despite the national trend in which FBS offenses are scoring 1.4 more points per game than a year ago, the Aggies have made significant strides in total defense, rushing defense, scoring defense, third-down defense and redzone defense.
- In Elko's 'multiple' scheme, Texas A&M, which has faced three teams in the AP Top 15 including No. 1 Alabama and No. 2 Clemson, is allowing nearly 90 less yards on the ground compared to last season.
- A top candidate for the Broyles Award, given to the nation's top assistant, Elko held Kentucky's Benny Snell Jr. (4th in FBS with 868 yards) to a season-low 60 yards and Clemson's Travis Etienne (10th in FBS with 800 yards) to 44 yards.
- A year ago, the Aggies allowed 35+ points in six of the 13 games, while this season, Texas A&M has only allowed 35 or more points in one game (45, at No. 1 Alabama), and has held four teams to 20 points or less.

## 2017 vs. 2018

	2017	'17 FBS Rank	2018	'18 FBS Rank
Total D	408.5	78th	330.9	25th
Run D	170.8	70th	89.3	5th
Scoring D	30.7	87th	21.5	32nd
3rd Down D	34.7%	37th	27.5%	7th
Redzone D	90.7%	122nd	68.8%	6th

## MANN ON A MISSION

**Junior P Braden Mann leads all of the FBS in gross punting by over two yards with an average punt of 52.5 yards.**

- Mann is averaging 52.5 yards per punt, the best mark in college football history by over two yards (min. 36 punts).
- At No. 1 Alabama, Mann broke the NCAA record with the highest gross punt average in a single game at 60.8 on five boots, which broke the old record of 60.4 that was originally set by BYU's Lee Johnson vs. Wyoming in 1983 and matched by Quinn Sharp of Oklahoma State vs. Nebraska in 2010.
- Mann needs just one more punt of 60+ yards to match the NCAA record of 13, set by Ryan Plackemeier of Wake Forest in 2005. Twelve of his 31 punts in 2018 are 60-or-more yards in length, including a career-long 82-yarder against Kentucky.
- Mann leads the SEC with a 52.5 average on 31 punts through eight games, and leads the No. 2 punter, Kentucky's Max Duffy, by 6.4 yards.
- Texas A&M leads the FBS with a 44.45 net punting average, which is on pace for the 11th-best mark in FBS history. No team in FBS since BYU in 1983 has averaged 45.0 or more net yards per punt for a full season.
- Mann is on pace to break the NCAA season record of 50.3 (min. 36 punts) set by LSU's Chad Kessler in 1997. (Also the SEC record)
- Mann's 82-yard boot is the longest punt this season in FBS and the third longest in Texas A&M history.
- Sometimes long punts can lead to long punt returns, but only 10 of Mann's boots have been returned for a total of 68 yards.
- On the longest return, a 32-yarder by South Carolina's Bryan Edwards, Mann forced a fumble that was recovered by the Aggies.
- Texas A&M is #PunterU and counts long-time NFL standouts Shane Lechler (9-time NFL All-Pro), Yale Lary (NFL Hall of Fame) and Steve O'Neal (NFL record 98-yard punt in 1969) among its alumni.

## Texas A&M Season Punt Average

Rk.	Player	No.-Yards	Avg.	Year
1	<b>Braden Mann</b>	31-1,626	52.5	2018
2	Drew Kaser	60-2,848	47.5	2015
3	Drew Kaser	44-2,085	47.4	2013
4	Shane Lechler	56-2,631	47.0	1997
5	Shane Lechler	60-2,787	46.5	1999

## 2018 SEC STANDINGS

EAST	SEC	ALL
Georgia.....	5-1	7-1
Kentucky.....	5-1	7-1
Florida.....	4-2	6-2
South Carolina.....	3-3	4-3
Tennessee.....	1-4	3-5
Vanderbilt.....	1-4	4-5
Missouri.....	0-4	4-4

WEST	SEC	ALL
Alabama.....	5-0	8-0
LSU.....	4-1	7-1
<b>TEXAS A&amp;M.....</b>	<b>3-2</b>	<b>5-3</b>
Mississippi State.....	2-3	5-3
Auburn.....	2-3	5-3
Ole Miss.....	1-3	5-3
Arkansas.....	0-5	2-7

### Saturday, Nov. 3

Texas A&M at Auburn (ESPN) .....	11 a.m.
South Carolina at Ole Miss (SECN).....	11 a.m.
Georgia at Kentucky (CBS) .....	2:30 p.m.
Missouri at Florida (SECN).....	3 p.m.
Charlotte at Tennessee (SECN-A).....	3 p.m.
La Tech at Mississippi State (SECN).....	6:30 p.m.
Alabama at LSU (CBS) .....	7 p.m.

*All times are Central*

## 2018 NCAA Net Punting Leaders

Rk.	Team	Punts	Avg.
1.	<b>Texas A&amp;M</b>	31	44.45
2.	Cincinnati	40	43.88
3.	Auburn	32	42.97
4.	Ohio State	31	42.39
5.	Georgia State	32	42.38

## NCAA Single Season Punting Record

Rk.	Player	No.-Yards	Avg.	Year
--	<b>Braden Mann, TAMU</b>	31-1,626	52.45	2018
2.	Chad Kessler, LSU	39-1,961	50.28	1997
3.	Reggie Roby, Iowa	44-2,193	49.84	1981
4.	Kirk Wilson, UCLA	30-1,479	49.30	1956
--	Ryan Stonehouse, CSU	51-2,523	49.47	2018
5.	Todd Sauerbrun, WVU	72-3,486	48.42	1994

## INSTANT IMPACT

Hailing from the tiny junior college Northeastern Oklahoma A&M CC, junior TE Jace Sternberger has immediately become an integral part of the Aggie offense.

- Sternberger has hauled in six TD catches, which is the Aggies' TE school record and is tops in the SEC and co-leads the FBS among tight ends.
- Has posted at least one 20+ yard catch in seven games.
- He earned John Mackey TE of the Week honors after making five catches for 56 yards with two TDs against NSU (8/30) and was an honorable mention after his performance at South Carolina in which he set career highs in receptions (9) and yards (145) with a touchdown.

### Jace Sternberger Among FBS TEs

Category	No.	NCAA Rank
Catches	31	8th
Yards	509	1st
YPC	16.4	4th
TDs	6	t-1st

### Tight End Touchdowns Leaders (SEC)

Player, School	Rec.	Yards	Avg.	TD
Jace Sternberger, Texas A&M	31	509	16.4	6
Irv Smith Jr., Alabama	22	384	17.5	5
Albert Okwuegbunam, Missouri	39	420	10.8	5
Jared Pinkney, Vanderbilt	30	485	16.2	5

## IT AIN'T GONNA BE HOW IT USED TO BE

Head coach Jimbo Fisher and his staff and immediately made an impact on the program through the first eight games of the season.

- The Aggies are playing less snaps on defense, yet averaging more than three more plays on offense from a year ago.
- Quarterback play has improved as the team's passer rating is up 6.5 points from last season.
- Texas A&M has been able to control the ball as the offense is averaging six more first downs per game, almost three of which coming on the ground, and are on offense seven minutes more than last year.

### Turnaround in 2018

Stat	2017	2018	Difference
Defensive Snaps	72.5	54.3	-18.2/G
Offensive Snaps	73.5	75.5	+2.0/G
Passer Rating	128.3	134.8	+6.5
TOP	29:11	36:11	+7:00/G
First Downs	20.0	26.0	+6.0/G
Rush First Downs	7.4	10.3	+2.9/G

## CONTROLLING THE BALL

Through eight games, including four against current AP top 25 teams, Texas A&M is the SEC's leader, first downs per game and time of possession.

- Texas A&M leads the SEC with 189 first downs, and is averaging 26.0 first downs a game, tops in the conference.
- Speaking to the balance of the Aggies' offense, Texas A&M is one of seven FBS schools with 80+ first downs via rush (85) and 100+ first downs via pass (103).
- The Aggies are far-and-away the SEC leader in time of possession with an average of 36:11 per game, which is more than four minutes per game more than No. 2 LSU (31:58), and ranks second nationally.

## LIMITING OPPONENT CHANCES ...

Through eight games, including four against current AP Top 25 teams, the Texas A&M defense has faced an average of just 54.3 plays per game, which is easily the lowest in the SEC.

- Among all P5 teams that have played eight games, Texas A&M's 434 defensive snaps is lowest in the nation by 41 snaps (475 by Michigan).
- Additionally, Texas A&M has limited opponents to just a 27.5 percent success rate in third down situations (No. 1 in SEC/ No. 7 in FBS) and has allowed only 25 third down conversions in eight games (3.1 per game), which ranks No. 1 among P5 teams.
- Texas A&M is allowing just 14.9 first downs per game, which leads the SEC and is third nationally.
- The 54.3 plays faced per game in 2018 is an enormous turnaround from last season when the Aggies faced an average of 72.5 plays per contest.
- A 54.3 average for a 13-game season in 2018 would mean the Aggies would face 237 fewer plays than in 2017 (or the equivalent of nearly four 60-play games).

## A WINNER

Head coach Jimbo Fisher, one of four active head coaches to win the national championship, ranks as the fifth-winningest active head coach in FBS.

### Winningest FBS Head Coaches (By Pct.)

(Minimum 5 seasons)

RK	Head Coach	Seasons	Record	Pct.
1.	Urban Meyer, Ohio St.	17th	181-32-0	.850
2.	Chris Petersen, Washington	13th	135-32-0	.808
3.	Nick Saban, Alabama	23rd	226-62-1	.784
4.	Dabo Swinney, Clemson	11th	109-30-0	.784
5.	JIMBO FISHER, TEXAS A&M	9th	88-26-0	.772



## GROUND AND POUND

With his four 100-yard games on the season, junior RB Trayveon Williams is second in the SEC with 824 rushing yards (No. 17 in FBS) and is tied for fifth with eight rushing TDs.

- In addition to rushing, Williams is one of the league's top receiving backs and is second in the conference in all-purpose yardage with 1,006 yards.
- Williams became the 17th player in school history to surpass the 3,000-yard mark in career all-purpose yardage.
- Through eight games, Williams is averaging 103.0 yards a game on the ground and 5.5 yards per carry.
- The Houston native recorded his fourth 100-yard game of the season against then-No. 13 Kentucky and his ninth game with 100 yards or more in his career.
- Williams ran roughshod through an over-matched Northwestern State defense in the season-opener to the tune of 240 yards with three touchdowns on 20 carries. The 240 rushing yards rank No. 2 in school history behind Bob Smith's 297 vs. SMU in 1950.
- The 240-yard outburst is the No. 8 single-game effort in FBS this season. Williams is the only FBS player with 200-yard rushing games in 2016, 2017 & 2018.
- Always a breakaway threat, Williams has 11 runs of 40+ yards in his 29-game career, including four over 70 yards.

### SEC Rushing Leaders

Rk.	Player, School	Att.	Yards	Avg.	TD
1.	Benny Snell Jr., Kentucky	179	935	5.2	9
2.	<b>Trayveon Williams, Texas A&amp;M</b>	149	824	5.5	8
3.	Scottie Phillips, Ole Miss	125	782	6.3	9
4.	Nick Fitzgerald, Mississippi State	137	732	5.3	9
5.	Nick Brossette, LSU	151	697	4.6	10

## MILESTONES TO WATCH

- RB Trayveon Williams is on the cusp of breaking into the top 10 in career rushing at Texas A&M. With 2,679 career yards, the junior needs 33 yards to pass surpass Courtney Lewis (2003-06) for 10th.
- Senior LB Otar Alaka, who has started in 34 consecutive games, needs just four tackles to eclipse the 250 career tackle mark.
- Senior DL Landis Durham is five tackles away from 100 career stops.

## BIG MAROON GOONS

Calling themselves the Maroon Goons since 2012, the Aggies' starting offensive line for the season-opener against NSU collectively tipped the scales at 1,565 pounds, or 313.0 pounds per goon. They are the heaviest starting five in school history, just ahead of 2014's group that weighed 312.0 per player.

- Behind the biggest offensive front in school history,

the Aggies rushed for 503 yards in the season-opener while gaining 758 total yards.

- It marked the second time in school history that the Aggies rushed for 500+ yards and passed for 200+ yards in the same game.

### Here's the Beef

#### (Starters by Weight)

Goon	Pos.	Wt.
Jared Hocker, So-1L	LG	318
Dan Moore Jr., So-1L	LT	317
Erik McCoy, Jr-2L	C	315
Keaton Sutherland, Sr-3L	RG	315
Carson Green, So-1L	RT	300

## BEEFY D-LINE

For the first time in school history, the Aggies start three 300-pounders on the defensive front and the Aggies average 295.0 pounds per defensive lineman.

### More Beef

#### (Starters by Weight)

D-LINE	Pos.	Wt.
Daylon Mack, Sr-3L	DT	320
Kingsley Keke, Sr-3L	DE	305
Justin Madubuike, So-1L	DT	300
Landis Durham, Sr-3L	DE	255

## CONNECTIONS

- Texas A&M head coach Jimbo Fisher served as Auburn's quarterbacks coach under Terry Bowden from 1993-98.
- Aggie wide receivers coach Dameyune Craig was a standout QB for the Tigers from 1993-97.
- Craig still holds numerous Auburn passing records including attempts (403) and passing yards (3,227) in a season and led Auburn to a 18-7 mark in 25 career starts.
- Texas A&M defensive line coach Terry Price was Auburn's defensive line coach for 10 years (1999-2008) under Tommy Tuberville.

## TEXAS A&M QUICK FACTS

LOCATION: College Station, Texas 77842  
 FOUNDED: 1876 (First classes)  
 ENROLLMENT: 68,603 (fall 2017)  
 PRESIDENT: Michael K. Young (BYU '73)  
 CHANCELLOR: John Sharp (Texas A&M '72)  
 FACULTY REPRESENTATIVE:  
 Dr. Paul Batista (Trinity '73)  
 DIRECTOR OF ATHLETICS: Scott Woodward (LSU '85)  
 ATHLETIC DEPT PHONE: (979) 845-5129  
 CONFERENCE: Southeastern  
 AFFILIATION: NCAA Division I  
 NICKNAME: Aggies  
 MASCOT: Reveille (American Collie)  
 COLORS: Maroon (Pantone 505) and White

## FOOTBALL QUICK FACTS

### HEAD COACH:

JIMBO FISHER (Salem University '90)  
 Years at Texas A&M: 1st (5-3)  
 Years as head coach: 9th (88-26)

### ASSISTANT COACHES:

DARRELL DICKEY  
 Offensive Coordinator/Quarterbacks (Kansas State '83)  
 MIKE ELKO  
 Defensive Coordinator/Safeties (Penn '99)  
 TIM BREWSTER  
 Tight Ends (Illinois '84)  
 DAMEYUNE CRAIG  
 Wide Receivers (Auburn '02)  
 JAY GRAHAM  
 Running Backs (Tennessee '04)  
 MAURICE LINGUIST  
 Cornerbacks (Baylor '06)  
 BRADLEY DALE PEVETO  
 Linebackers (SMU '87)  
 TERRY PRICE  
 Defensive Ends (Texas A&M '90)  
 ELIJAH ROBINSON  
 Defensive Line (Penn State '08)  
 JIM TURNER  
 Offensive Line (Boston College '88)  
 JERRY SCHMIDT  
 Director of Athletic Performance (Nebraska '86)

## KYLE FIELD QUICK FACTS

STADIUM: Kyle Field  
 CAPACITY: 102,733  
 LARGEST CROWD: 110,633 (vs. Ole Miss, Oct. 11, 2014)  
 PLAYING SURFACE: Natural grass  
 FIRST YEAR OF FOOTBALL: 1905  
 STADIUM BUILT: 1927 and 1929 (Renovations complete for 2015 season)

## TEAM INFORMATION

BASIC OFFENSE: Pro  
 BASIC DEFENSE: Multiple  
 2017 OVERALL RECORD: 7-6  
 2017 SEC RECORD (FINISH): 4-4 (T-4<sup>th</sup> in SEC West)  
 2017 BOWL: Belk Bowl (Lost 55-52 to Wake Forest)  
 2017 RANKING: Not Ranked



# JIMBO FISHER

## Head Coach

**Years at TAMU:** 1st (hired Dec. 4, 2017)

**Coaching Record:** 5-3 at Texas A&M / 88-26 overall (9th season)

**Birthdate:** Oct. 9, 1965

**Hometown:** Clarksburg, W.V.

**Children:** Trey and Ethan

**High School:** Liberty High School, Clarksburg, W.V.

**College:** Salem College, 1990

- Since the start of The Associated Press poll era in 1935, Jimbo Fisher was just the sixth coach to win a national title, then leave for another school. He was the first to do it since Johnny Majors left Pittsburgh for his alma mater, Tennessee, in 1977. (Source: Gridiron Now)
- Fisher was hired at Texas A&M on Dec. 4, 2017 after eight successful seasons at Florida State, which included the 2013 BCS National Championship.
- In his eight seasons in Tallahassee, Fisher established himself as one of the elite coaches in college football. He led the Seminoles to an 83-23 record, winning three Atlantic Coast Conference championships, four Atlantic Division titles and five bowl games.
- Fisher is one of four active coaches to have won a National Championship.
- Twelve of Fisher's FSU players earned consensus All-America honors, with quarterback Jameis Winston winning the Heisman Trophy in 2013.
- Fisher saw 83 of his student-athletes graduate, and NFL teams drafted 51 of his players, including 21 first- or second-round selections.
- The Seminoles set a modern-day NFL draft record with 29 players selected over a three-year period (2013-15), and Fisher had a first-round NFL draft choice every year he was head coach.
- The 2013 Rawlings College Football Coach of the Year, Fisher has twice been a finalist for the Eddie Robinson Coach of the Year Award (2013, 2014) and was a finalist for the Paul "Bear" Bryant Coach of the Year Award in 2014.
- Fisher has been active in the community through his foundation, Kidz1stFund. The non-profit was founded in 2011 to raise awareness and funds to find a cure for Fanconi anemia, a rare blood disorder that affects thousands, including Fisher's youngest son, Ethan.
- Fisher played quarterback at Salem College for Terry Bowden for three seasons and followed Bowden to Samford for his final season. Fisher became NCAA Division III's national player of the year in 1987 and recently earned induction into Samford's Hall of Fame.





# THE FISHER RECORD

## 2010

### FLORIDA STATE

(10-4 • 6-2 ACC/1st in Atlantic)

#### SEPTEMBER

4	W	59-6	Samford
11	L	17-47	at #10 Oklahoma
18	W	34-10	BYU
25	W	31-0	* Wake Forest

#### OCTOBER

2	W	34-10	* at Virginia
9	W	45-17	* at #13 Miami (Fla.)
16	W	24-13	* Boston College
28	L	24-28	* at North Carolina State

#### NOVEMBER

6	L	35-37	* North Carolina
13	W	16-13	* Clemson
20	W	30-16	* at Maryland
27	W	31-7	* Florida

#### DECEMBER

4	L	33-44	vs. #12 Virginia Tech
ACC Championship Game – Charlotte, N.C.			
31	W	26-17	vs. #19 South Carolina
Chick-fil-A Bowl – Atlanta, Ga.			

## 2011

### FLORIDA STATE

(9-4 • 5-3 ACC/2nd in Atlantic)

#### SEPTEMBER

3	W	34-0	Louisiana-Monroe
10	W	62-10	Charleston Southern
17	L	13-23	#1 Oklahoma
24	L	30-35	* at #21 Clemson

#### OCTOBER

8	L	30-35	* at Wake Forest
15	W	41-16	* at Duke
22	W	41-16	* Maryland
29	W	34-0	* North Carolina State

#### NOVEMBER

3	W	38-7	* at Boston College
12	W	23-19	* at Miami (Fla.)
19	L	13-14	* Virginia
26	W	21-7	at Florida

#### DECEMBER

29	W	18-14	vs. Notre Dame
Champs Sports Bowl – Orlando, Fla.			

## 2012

### FLORIDA STATE

(12-2 • 7-1 ACC/1st in Atlantic • ACC Champions)

#### SEPTEMBER

1	W	69-3	Murray State
8	W	55-0	Savannah State
15	W	52-0	* Wake Forest
22	W	49-37	* #10 Clemson
29	W	30-17	at South Florida

#### OCTOBER

6	L	16-17	* at North Carolina State
13	W	51-7	* Boston College
20	W	33-20	* at Miami (Fla.)
27	W	48-7	* Duke

#### NOVEMBER

8	W	28-22	* at Virginia Tech
17	W	41-14	* at Maryland
24	L	26-37	at #6 Florida

#### DECEMBER

1	W	21-15	vs. Georgia Tech
ACC Championship Game – Charlotte, N.C.			

#### JANUARY

1	W	30-10	vs. #16 Northern Illinois
Orange Bowl – Miami, Fla.			

## 2013

### FLORIDA STATE

(14-0 • 8-0 ACC/1st in West • ACC Champions • National Champions)

#### SEPTEMBER

2	W	41-13	* at Pitt
14	W	62-7	Nevada
21	W	54-6	Bethune-Cookman
28	W	48-34	* at Boston College

#### OCTOBER

5	W	63-0	* #25 Maryland
19	W	51-14	* at #3 Clemson
26	W	49-17	* North Carolina State

#### NOVEMBER

2	W	41-14	* #7 Miami
9	W	59-3	* at Wake Forest
16	W	59-3	* Syracuse
23	W	80-14	Idaho
30	W	37-7	at Florida

#### DECEMBER

7	W	45-7	vs. #20 Duke
ACC Championship Game – Charlotte, N.C.			

#### JANUARY

6	W	34-31	vs. #2 Auburn
BCS National Championship Game – Pasadena, Calif.			

## 2014

### FLORIDA STATE

(13-1 • 8-0 ACC/1st in Atlantic • ACC Champions)

#### AUGUST

30	W	37-31	vs. Oklahoma State
AT&T Stadium, Arlington, Texas			

#### SEPTEMBER

6	W	37-12	The Citadel
20	W	23-17	* #22 Clemson <sup>(OT)</sup>
27	W	56-41	* North Carolina State

#### OCTOBER

4	W	43-3	* Wake Forest
11	W	38-20	* Syracuse
18	W	31-27	#5 Notre Dame
30	W	42-31	* Louisville

#### NOVEMBER

8	W	34-20	* Virginia
15	W	30-26	* Miami (Fla.)
22	W	20-17	* Boston College
29	W	24-19	Florida

#### DECEMBER

6	W	37-35	vs. #12 Georgia Tech
ACC Championship Game – Charlotte, N.C.			

#### JANUARY

1	L	20-59	vs. #3 Oregon
Rose Bowl; CFP Semifinal – Pasadena, Calif.			



## 2015

### FLORIDA STATE

(10-3 • 6-2 ACC/2nd in Atlantic)

#### SEPTEMBER

5	W	59-16	Texas State
12	W	34-14	South Florida
18	W	14-0	* at Boston College

#### OCTOBER

3	W	24-16	* at Wake Forest
10	W	29-24	* Miami (Fla.)
17	W	41-21	* Louisville
24	L	16-22	* at Georgia Tech
31	W	45-21	* Syracuse

#### NOVEMBER

7	L	13-23	* at #3 Clemson
14	W	34-17	* North Carolina State
21	W	52-13	Chattanooga
28	W	27-2	at #10 Florida

#### DECEMBER

31	L	24-38	vs. #14 Houston
Peach Bowl – Atlanta, Ga.			

## 2016

### FLORIDA STATE

(10-3 • 5-3 ACC/3rd in Atlantic)

#### SEPTEMBER

5	W	45-34	vs. #11 Ole Miss
Camping World Stadium, Orlando, Fla.			
10	W	52-8	Charleston Southern
17	L	20-63	* at #10 Louisville
24	W	55-35	at South Florida

#### OCTOBER

1	L	35-37	* North Carolina
8	W	20-19	* at #10 Miami
15	W	17-6	* Wake Forest
29	L	34-37	* #3 Clemson

#### NOVEMBER

5	W	24-20	* at North Carolina State
11	W	45-7	* Boston College
19	W	45-14	* at Syracuse
26	W	31-13	#13 Florida

#### DECEMBER

30	W	33-32	vs. #6 Michigan
Orange Bowl – Miami, Fla.			

## 2017

### FLORIDA STATE

(\*7-6 • 3-5 ACC/6th in Atlantic)

#### SEPTEMBER

2	L	24-7	vs. #1 Alabama
Mercedes-Benz Stadium, Atlanta, Ga.			
23	L	21-27	* North Carolina State
30	W	26-19	* at Wake Forest

#### OCTOBER

7	L	20-24	* #13 Miami (Fla.)
14	W	17-10	* at Duke
21	L	28-31	* Louisville
27	L	3-35	* at Boston College


#### NOVEMBER

4	W	27-24	* Syracuse
11	L	14-31	* at #4 Clemson
18	W	77-6	Delaware State
25	W	38-22	at Florida

#### DECEMBER

2	*W	42-10	Louisiana-Monroe
27	*W	42-13	vs. Southern Miss
Independence Bowl – Shreveport, La.			

\* — Jimbo Fisher resigned as the FSU head coach on Dec. 1, 2017 and did not coach the Seminoles in their final two game. His overall record does not reflect the victories.



# TRAYVEON WILLIAMS

RUNNING BACK • Jr-2L • Houston, Texas (C.E. King HS)

- 824 rushing yards (2nd in SEC/17th in FBS)
- 8 rushing touchdowns (t-5th in SEC)
- 2018 Watch List for: Doak Walker Award (top running back), Maxwell Award (outstanding player), Earl Campbell Tyler Rose Award (best offensive player with ties to state of Texas).

## WILLIAMS WITH A BURST

Junior RB Trayveon Williams, who struggled with a nagging injury in 2017, is back to full speed in 2018 and back to terrorizing opposing defenses with his rare blend of speed, strength and elusiveness.

- Williams is second in the SEC in all-purpose yards (1,006), rushing yards (824) and average rushing yards per game by a running back (103.0) and is tied for fifth with eight rushing TDs.
- Against No. 13 Kentucky, Williams rushed for 138 yards, his fourth 100+ yard game of the season, including the game-winning touchdown in OT. Williams also set career highs in receptions (6) and receiving yards (72).
- Williams ran roughshod through an over-matched Northwestern State defense in the season-opener to the tune of 240 yards with three touchdowns on 20 carries. The 240 rushing yards rank No. 2 in school history behind Bob Smith's 297 vs. SMU in 1950.
- Always a breakaway threat, Williams has 11 runs of 40+ yards in his 30-game career, including four over 70 yards.
- Entered 2018 as one of just three running backs in college football with multiple 200-yard rushing games vs. Power 5 opponents on his resume – others were Bryce Love of Stanford and Jonathan Taylor of Wisconsin.
- In 2016, Williams became Texas A&M's first true freshman to surpass the 1,000-yard barrier (1,057 yards on 156 carries).
- A vocal team leader, Williams is a two-time team captain and a member of the Aggies' 2018 Unity Council.
- Family's neighborhood in northeast Houston was flooded and evacuated (via boat, dump truck and eventually school bus) during Hurricane Harvey last fall.



## 200-Yard Games

240 vs. Northwestern St., 2018

217 vs. Tennessee, 2016

213 vs. UCLA, 2017

## Williams' Career Highs

<b>RUSHING YARDS</b>	240 vs. NSU, 2018
<b>RUSHING TDS</b>	3 vs. NSU, 2018
<b>RUSHES</b>	29 vs. Arkansas, 2018
<b>LONG RUSH</b>	89 vs. Auburn, 2016
<b>RECEPTIONS</b>	6 vs. Kentucky, 2018
<b>RECEIVING YARDS</b>	72 vs. Kentucky, 2018
<b>LONG CATCH</b>	41 vs. Auburn, 2017
<b>LONG KO RETURN</b>	72 vs. Auburn 2017
<b>ALL-PURPOSE YARDS</b>	242 vs. NSU, 2018

## Williams' Game-by-Game

2016	Rushes	Yds.	Avg.	TD	LP
UCLA	15	94	6.3	0	42
PVAM	5	15	3.0	0	4
at AUB	8	127	15.9	1	89
vs. ARK	12	153	12.8	2	33
at SC	14	98	7.0	1	9
UT	28	217	7.8	1	71
at ALA	9	23	2.6	0	11
NMSU	8	49	6.1	1	12
at MSU	10	28	2.8	0	9
OM	17	72	4.2	0	14
UTSA	11	80	7.3	1	47
LSU	10	68	6.8	1	33
vs. KSU	9	33	3.7	0	13
<b>Season</b>	<b>156</b>	<b>1,057</b>	<b>6.8</b>	<b>8</b>	<b>89</b>

2017	Rushes	Yds.	Avg.	TD	LP
at UCLA	22	203	9.2	2	72
Nicholls	11	53	4.8	1	17
ULL	-DNP-				
vs. ARK	17	72	4.2	1	18
SC	16	56	3.5	1	14
ALA	15	38	2.5	0	10
at UF	10	18	1.8	0	6
MSU	10	32	3.2	0	14
AUB	15	103	6.9	0	40
UNM	7	28	4.0	1	9
at OM	26	75	2.9	0	6
at LSU	17	55	3.2	1	7
<b>Season</b>	<b>166</b>	<b>733</b>	<b>4.4</b>	<b>7</b>	<b>72</b>

2018	Rushes	Yds.	Avg.	TD	LP
NSU	20	240	12.0	3	73
CLEM	17	31	1.8	0	9
ULM	22	128	5.8	1	21
at ALA	8	31	3.9	0	16
vs. ARK	29	152	5.2	2	16
UK	24	138	5.8	1	21
at SC	19	78	4.1	1	16
at MSU	10	26	2.6	0	12
at AUB					
OM					
UAB					
LSU					
<b>Season</b>	<b>149</b>	<b>824</b>	<b>5.5</b>	<b>8</b>	<b>73</b>
<b>Career</b>	<b>478</b>	<b>2,679</b>	<b>5.6</b>	<b>24</b>	<b>89</b>





# KELLEN MOND

QUARTERBACK • So.-1L • San Antonio, Texas (IMG Academy (Fla.))

- Ranks No. 2 in SEC in total offense (286.1 yards per game)
- No. 4 in SEC in completions (155) and attempts (260)
- No. 5 in SEC in passing yards (2,032)
- 2018 honors: Davey O'Brien Weekly Great 8, Earl Campbell Tyler Rose weekly honorable mention (vs. Clemson, 9/8)

## MOND ON A MISSION

Sophomore QB Kellen Mond came out of fall camp as the Aggies' starter and he's quickly proving himself as one of the nation's top dual threat signal-callers.

- Mond had a record-breaking game against No. 2 Clemson (9/8) with 430 passing yards (No. 8 in school history) and set a school record with 333 second-half passing yards. His 206 passing yards in fourth quarter were the second-most by an Aggie passer in the final stanza.
- Mond was the Aggies' top ground-gainer in matchups vs. No. 1 Alabama (18 for 98) and No. 2 Clemson (10 for 33).
- Mond has passed or rushed for at least two TDs in five games in 2018 (three vs. NSU, Clemson and ULM).
- Mond has been noticeably more accurate as a passer as a sophomore with a 59.6 completion percentage after connecting on 51.5 percent of his attempts last year as a freshman.
- Forced into the starting role as a true freshman after then-QB1 Nick Starkel suffered a broken foot in the season opener, Mond started eight games and the Aggies compiled a 5-3 record in those games with SEC wins over South Carolina and Arkansas.
- Last season, Mond earned weekly honors from the Davey O'Brien Award and the Manning Award after passing for 216 yards and rushing for a game-high 109 yards in the Aggies' overtime win over the Hogs. Connected on an 81-yard TD pass and also contributed a 79-yard run.
- As a high schooler, Mond set the IMG Academy season records in 2016 for passing touchdowns and rushing touchdowns as a senior in 2016. Mond passed for 1,936 yards and 20 TDs and rushed for 775 yards and 18 scores.

## 2017 MOND GAME-BY-GAME

Opponent	No.	Rushing			C-A-I	Passing			Total OFF	TD Resp
		Yds.	TD	LG		Yds.	TD	LG		
S3 at UCLA	15	54	0	16	3-17-0	27	0	15	81	0
S9 Nicholls	3	-10	0	4	12-21-0	105	1	27	95	1
S16 Louisiana	7	4	1	7	21-34-1	301	3	76	305	4
S23 vs. Arkansas	10	109	0	79	14-27-1	216	2	81	325	2
S30 South Carolina	16	95	0	19	19-27-0	159	0	26	254	0
O7 Alabama	14	14	1	20	19-29-1	237	1	39	251	2
O14 at Florida	15	52	1	18	8-24-1	180	0	42	232	1
O28 Mississippi State	6	32	0	33	8-26-2	56	0	18	88	0
N4 Auburn	2	-3	0	2	5-11-0	16	0	9	14	0
N11 New Mexico	1	-7	0	0	8-11-0	78	1	41	71	1
N18 at Ole Miss				DNP						
N25 at LSU				DNP						
D29 vs. Wake Forest	0	0	0	-	0-0-0	0	0	-	0	0
<b>2017 TOTAL</b>	<b>89</b>	<b>340</b>	<b>3</b>	<b>79</b>	<b>117-227-6</b>	<b>1,375</b>	<b>8</b>	<b>81</b>	<b>1,715</b>	<b>11</b>

## 2018 MOND GAME-BY-GAME

Opponent	No.	Rushing			C-A-I	Passing			Total OFF	TD Resp
		Yds.	TD	LG		Yds.	TD	LG		
A30 Northwestern State	6	3	1	9	17-25-0	184	2	34	187	3
S8 Clemson	10	33	0	23	23-40-0	430	3	69	463	3
S15 ULM	9	67	2	23	16-24-0	210	1	25	277	3
S22 at Alabama	18	98	1	54	16-33-2	196	1	26	294	2
S29 vs. Arkansas	11	14	0	12	17-26-2	201	0	26	215	0
O6 Kentucky	16	15	0	16	18-29-1	226	2	46	241	2
O13 at South Carolina	13	25	0	15	25-37-0	353	1	53	378	1
O27 at Mississippi State	9	2	0	8	23-46-1	232	1	38	234	1
N3 at Auburn										
N10 Ole Miss										
N17 UAB										
N24 LSU										
<b>2018 TOTAL</b>	<b>92</b>	<b>257</b>	<b>4</b>	<b>54</b>	<b>155-260-6</b>	<b>2,032</b>	<b>11</b>	<b>69</b>	<b>2,289</b>	<b>15</b>
<b>Career</b>	<b>181</b>	<b>597</b>	<b>7</b>	<b>79</b>	<b>272-487-12</b>	<b>3,407</b>	<b>19</b>	<b>81</b>	<b>4,004</b>	<b>26</b>

- 2016 finalist at the Elite 11 QB competition along with teammate Connor Blumrick.
- Was IMG teammates with current teammate Jhamon Ausbon.
- Earned varsity letters as a sophomore and junior at Reagan High School in San Antonio before transferring to IMG.
- Mond's father, Kevin, served in the United States Army and was stationed in South Korea and the Washington, D.C. area.



## VETERAN DEFENDER

Veteran defender Otar Alaka, or O.T., ranks as the team's most experienced player with 41 career starts, including 34 consecutive.

- Leads the team with 49 tackles in 2018, and had season-high of 10 tackles vs. Clemson (which is just one of two double-digit efforts by an Aggie this season).
- Paces the defense with 8.5 tackles for loss after recording 2.0 TFL at Mississippi State.
- Against No. 13 Kentucky, Alaka recorded six tackles, including two TFL for 14 yards and forced a fumble.
- Named to preseason watch list for the Butkus Award.
- Team's active leader in tackles (232), tackles for loss (32.0) and forced fumbles (5).
- According to his Twitter feed, Alaka seems to be the "Commissioner of Comedy" in the Aggies' locker room.
- Was granted a medical redshirt in 2015 after playing only sparingly early in the season before succumbing to a season-ending injury.

## 2018

Opponent	TT	QBS	TFL	PBU	FF
NSU	1	0-0	0-0	0	0
CLEM	10	0-0	2.5-5	0	0
ULM	5	0-0	0-0	0	0
at ALA	6	0-0	1.0-4	0	0
vs ARK	7	0-0	1.0-1	1	0
UK	6	1.0-9	2.0-14	0	1
at SC	5	0-0	0-0	0	0
at MSU	9	0-0	2.0-5	0	0
at AUB					
OM					
UAB					
LSU					
<b>2018</b>	<b>49</b>	<b>1.0-9</b>	<b>8.5-29</b>	<b>1</b>	<b>1</b>
<b>Career</b>	<b>246</b>	<b>8.5-58</b>	<b>34-108</b>	<b>6</b>	<b>5</b>



## DODSON IS A "THUMPER"

Junior LB Tyrel Dodson put up All-SEC caliber stats in his first season as a starter at linebacker in 2017.

- Added a "scoop and score" TD to his resume with a 78-yard return of a blocked FG vs. ULM (9/15).
- Logged a season-high eight tackles at Mississippi State.
- Named to preseason watch list for the Bednarik Award and Bronko Nagurski Trophy.
- Last year, Dodson was the only player in the SEC top 20 in tackles (tNo. 5/105), interceptions (tNo. 9/3), tackles for loss (tNo. 14/11.0) and QB sacks (tNo. 18/5.5).
- Has been called a "thumper" at LB because of his size and his aggressive style.
- At 242 pounds, the Tennessee native ranks as one of the biggest MLBs in school history.
- A video of Dodson squatting 675 pounds has been viewed more than 300,000 times via teammate Ikenna Okeke's twitter.
- Active participant in "Best Buddies" in high school, which is a program that fosters friendships between volunteers and those with Downs Syndrome.

## 2018

Opponent	TT	QBS	TFL	PBU	INT
NSU	4	0-0	1.0-2	0	0
CLEM	7	0-0	0.5-1	1	0
ULM	4	0-0	0-0	1	0
at ALA	4	0-0	0-0	0	0
vs ARK	3	0-0	0-0	0	0
UK	4	0.5-0	0.5-0	0	0
at SC	3	0-0	0-0	0	0
at MSU	8	0-0	0-0	0	0
at AUB					
OM					
UAB					
LSU					
<b>2018</b>	<b>37</b>	<b>0.5-0</b>	<b>2.0-3</b>	<b>2</b>	<b>0</b>
<b>Career</b>	<b>169</b>	<b>6.0-31</b>	<b>14.5-56</b>	<b>10</b>	<b>3</b>



## DURHAM DELIVERS

Senior DE Landis Durham was one of the defense's biggest surprises in 2017 as he emerged from little-used reserve to the SEC leader in QB sacks.

- Posted 1.5 QB sacks at the Southwest Classic against Arkansas, and followed with a half sack against No. 13 Kentucky.
- Had a 10-yard sack, his longest of the season, at South Carolina.
- Recorded seven tackles at No. 1 Alabama, which was second on the team.
- Named to preseason watch list for the Bronko Nagurski Trophy.
- An undersized defensive end in high school, Durham was recruited to Texas A&M to play linebacker but transitioned back to his hand in the dirt in 2017.
- He quickly forced his way into the starting lineup and went on to tie Mississippi State's Montez Sweat for the SEC lead with 10.5 QB sacks.
- Earned 3rd-team All-SEC honors by Phil Steele.
- Prior to 2017, Durham had just six career tackles and was listed as third-team DE on the season-opening depth chart.

## 2018

Opponent	TT	QBS	TFL	QBH	FF
NSU	1	0-0	1.0-1	1	0
CLEM	3	0-0	1.5-2	0	0
ULM	6	1.0-1	1.0-1	1	0
at ALA	7	0-0	0-0	0	0
vs ARK	5	1.5-7	1.5-7	0	0
UK	5	0.5-1	0.5-1	0	0
at SC	2	1-10	1-10	2	0
at MSU	4	1-9	1-9	0	0
at AUB					
OM					
UAB					
LSU					
<b>2018</b>	<b>33</b>	<b>5.0-28</b>	<b>7.5-31</b>	<b>4</b>	<b>0</b>
<b>Career</b>	<b>95</b>	<b>15.5-84</b>	<b>20.5-103</b>	<b>9</b>	<b>3</b>



## INSTANT IMPACT

Jimbo Fisher's first commitment at Texas A&M was a little-known junior college tight end. Eleven months later, Jace Sternberger has become a huge part of the Aggies' offense.

- Sternberger has hauled in six TD catches, which established the Aggies' TE school record and is tops in the SEC and tied for first in FBS among tight ends.
- Has posted at least one 20+ yard catch in seven games, including a career-long 53-yard reception at South Carolina.
- Sternberger tops all FBS tight ends with 496 receiving yards, fourth at 16.4 yards per catch and eighth with 31 catches.
- Earned John Mackey TE of the Week honors after making five catches for 56 yards with two TDs in the Aggies' season-opener against NSU (8/30), and was an honorable mention after his performance at South Carolina in which he set career highs in receptions (9) and yards (145) with a touchdown.
- Listed as one of his hidden talents, Sternberger is an accomplished ballroom dancer who competed numerous times throughout middle school.
- Earned Midseason All-America honors from ESPN.com, The Athletic, Associated Press, Pro Football Focus

### 2018

Opponent	Rec.	Yds.	Avg.	TD	LP
NSU	5	56	11.2	2	31
CLEM	2	48	24.0	0	28
ULM	3	42	14.0	1	20
at ALA	3	59	19.7	1	24
vs. ARK	4	51	12.8	0	26
UK	5	95	19.0	1	46
at SC	7	145	20.7	1	53
at MSU	2	13	6.5	0	8
at AUB					
OM					
UAB					
LSU					
<b>Season</b>	<b>31</b>	<b>509</b>	<b>16.4</b>	<b>6</b>	<b>53</b>



## FILLING BIG SHOES

Sophomore WR Jhamon Ausbon leads a youthful receiving corps that is seeking to fill the void left by ultra-productive wideout Christian Kirk, who was picked in the second round of the 2018 NFL Draft by the Arizona Cardinals.

- Has missed the last three games due to a foot injury.
- The top five wide receivers statistically through four games are sophomores, including four from the 2017 signing class.
- Ausbon, who had 50 catches as a true freshman, is third on the team with 15 receptions and 221 yards. He is averaging 14.7 yards per catch even though his longest grab is 26 yards.
- Ausbon and QB Kellen Mond were high school teammates as seniors at IMG Academy in Florida. Ausbon played his junior season at Houston St. Thomas and his sophomore campaign at Episcopal.
- Ausbon dazzled in last year's season finale with 12 catches for 112 yards against Wake Forest in the Belk Bowl.
- Became the third Aggie true freshman to tally 50 catches in a season in 2017.

### 2018

Opponent	Rec.	Yds.	Avg.	TD	LP
NSU	4	59	14.8	0	24
CLEM	3	61	20.3	0	26
ULM	6	81	13.5	0	21
at ALA	1	15	15.0	0	15
vs. ARK	1	5	5.0	0	5
UK			DNP (injury)		
at SC			DNP (injury)		
at MSU			DNP (injury)		
at AUB					
OM					
UAB					
LSU					
<b>2018</b>	<b>15</b>	<b>221</b>	<b>14.7</b>	<b>0</b>	<b>26</b>
<b>Career</b>	<b>65</b>	<b>792</b>	<b>12.2</b>	<b>3</b>	<b>38</b>



## BACK ON PATROL

Senior DB Donovan Wilson is back on patrol in the Aggies' defensive secondary after missing the 2017 season with a broken foot suffered in the season-opener vs. UCLA.

- Always an active defender, Wilson is second on the team with 40 tackles and has also contributed a QB sack in 2018.
- Registered a team-high 12 tackles, the most by an Aggie in a single game this season, against No. 13 Kentucky.
- The team's active leader with seven career interceptions, Wilson sealed the win against Arkansas with an INT with 1:11 left in the fourth quarter.
- Has drawn comparisons to the Honey Badger (former LSU All-American Tyrann Mathieu) for his penchant for big plays and always being around the football.
- His career stat line includes 19.0 tackles for loss, 4.0 sacks, three forced fumbles and two recovered fumbles, in addition to his seven pickoffs.
- A late addition to the Aggies' 2014 signing class, Wilson led the Shreveport, La., area with 13 interceptions while earning All-City Defensive POY (Shreveport Times) and Louisiana Class 4A all-state honors.

### 2018

Opponent	TT	TFL	INT	PBU	FF	FR
NSU	3	1.0-4	0-0	0	0	0
CLEM	6	0-0	0-0	0	0	0
ULM	6	1.0-8	0-0	0	0	0
at ALA	2	0-0	0-0	0	0	0
vs ARK	3	0-0	1-0	0	0	0
UK	12	0-0	0-0	0	0	0
at SC	7	0-0	0-0	0	0	0
at MSU	1	0-0	0-0	0	0	0
at AUB						
OM						
UAB						
LSU						
<b>2018</b>	<b>40</b>	<b>2.0-12</b>	<b>1-0</b>	<b>0</b>	<b>0</b>	<b>0</b>
<b>Career</b>	<b>181</b>	<b>19.0-80</b>	<b>7-76</b>	<b>5</b>	<b>3</b>	<b>2</b>





## MANN, OH MANN!

A kickoff specialist a year ago, junior punter Braden Mann is taking the country by storm leading the FBS in multiple categories.

- Mann currently leads all of the FBS in gross punting by over two yards with an average punt of 52.5.
- Set the NCAA record with the highest gross punt average in a single game (60.8) at No. 1 Alabama.
- Mann is on pace to break the NCAA season record of 50.3 yards per punt (min. 36 punts) set by LSU's Chad Kessler in 1997.
- Mann's 82-yard boot against No. 13 Kentucky is the longest punt this season in FBS and the third-longest in program history.
- With 12 60+-yard punts through seven games, he is just one away from tying the NCAA record for most 60-yard punts in a season set by Wake Forest's Ryan Plackemeier in 2005.
- Texas A&M leads the FBS with a 44.45 net punting average, which is on pace for the 11th-best mark in FBS history. No team in FBS since BYU in 1983 has averaged 45.0 or more net yards per punt for a full season.

### 2018

Opponent	No.	Yds.	Avg.	I20	TB	LG
NSU	2	105	52.5	1	1	60
CLEM	5	275	55.0	1	1	73
ULM	2	85	42.5	1	0	47
at ALA	5	304	60.8	1	3	65
vs ARK	4	195	48.8	2	1	65
UK	5	298	59.6	2	2	82
at SC	4	209	52.3	1	1	67
at MSU	4	155	38.8	1	0	54
at AUB						
OM						
UAB						
LSU						
<b>2018</b>	<b>31</b>	<b>1,626</b>	<b>52.5</b>	<b>10</b>	<b>9</b>	<b>82</b>
<b>Career</b>	<b>33</b>	<b>1,720</b>	<b>52.1</b>	<b>10</b>	<b>10</b>	<b>82</b>



## WREAKING HAVOC

A versatile defensive lineman who can play inside or outside, senior Kingseley Keke is a leader on the Aggies' experienced defensive line.

- Keke leads the Aggies with a career-high 5.0 sacks (t-8th in SEC) and is second in tackles for loss with 7.5 for 28 yards.
- The Richmond, Texas, native recorded season highs in tackles (5) and sacks (2.0) against No. 13 Kentucky, including a crucial third-down sack for eight yards in overtime.
- In his last six games, Keke has registered at least four tackles and a half tackle for loss.
- With 10 career sacks, Keke ranks second among active Aggies behind fellow senior Landis Durham.
- With 29 consecutive starts, Kingseley was just one of three Aggies to start on defense a year ago.
- Gets asked constantly about the popular Drake song, "In My Feelings".
- A four-star prospect out of George Ranch HS, Keke grew up a Texas Longhorns fan, but one of his high school teachers, who was married to an Aggie, helped change his mind.

### 2018

Opponent	TT	QBS	TFL	PBU	FR
NSU	2	0-0	0-0	0	0
CLEM	4	0-0	0.5-2	0	0
ULM	5	1.0-2	2.0-5	0	0
at ALA	4	0-0	1-4	0	0
vs ARK	4	1.5-5	1.5-5	0	0
UK	5	2.0-10	2.0-10	0	0
at SC	2	0-0	0-0	0	0
at MSU	5	0.5-2	0.5-2	0	0
at AUB					
OM					
UAB					
LSU					
<b>2018</b>	<b>31</b>	<b>5-19</b>	<b>7.5-28</b>	<b>0</b>	<b>0</b>
<b>Career</b>	<b>130</b>	<b>10-43</b>	<b>17.5-59</b>	<b>6</b>	<b>2</b>



## RUNNING 'BUCK'WILD

Coming off a productive freshman campaign, sophomore WR Camron Buckley is quickly emerging as one of the top targets on the Aggie offense.

- Buckley, who has caught a pass in every game this season, is the Aggies' third leading receiver with 359 yards and 25 catches.
- Buckley has the longest catch by an Aggie receiver this season, a 69-yarder against Clemson.
- Against Arkansas, Buckley hauled in a career-high five passes, gaining 72 yards.
- Nicknamed 'Houdini' and has the name tattooed on his arm because he "makes magic happen".
- Father, Cedric Buckley, was a member of the infamous 1988 Dallas Carter High School that was immortalized in H.G. Bissinger's 1990 book Friday Night Lights, and lettered at Arkansas State in 1991 and 1992.
- A four-star recruit from Cedar Hill HS, Buckley was an Under Armour All-American and caught 10 touchdowns in his last two seasons.

### 2018

Opponent	Rec.	Yds.	Avg.	TD	LP
NSU	3	44	14.7	0	34
CLEM	4	93	23.3	0	69
ULM	2	28	14.0	0	22
at ALA	4	41	10.3	0	21
vs. ARK	5	72	14.4	0	23
UK	1	7	7.0	0	7
at SC	3	44	14.7	0	22
at MSU	3	30	10.0	0	12
at AUB					
OM					
UAB					
LSU					
<b>2018</b>	<b>25</b>	<b>359</b>	<b>15.0</b>	<b>0</b>	<b>69</b>
<b>Career</b>	<b>39</b>	<b>611</b>	<b>15.7</b>	<b>3</b>	<b>70</b>



## AGGIES IN THE NFL

(Final 53-Man Roster / Oct. 7)

Player (Years at Texas A&M)	Pos.	NFL Team
Michael Bennett (2005-08)	DL	Philadelphia Eagles
Randy Bullock (2008-11)	PK	Cincinnati Bengals
Tra Carson (2013-15)*	RB	Cincinnati Bengals
Joseph Cheek (2012-15)	OL	Pittsburgh Steelers
Jermaine Eluemunor (2015-16)^	OL	Baltimore Ravens
Justin Evans (2015-16)	DB	Tampa Bay Buccaneers
Mike Evans (2012-13)	WR	Tampa Bay Buccaneers
Deshazor Everett (2011-14)	DB	Washington Redskins
Keith Ford (2016-17)^	RB	Buffalo Bills
Myles Garrett (2014-16)	DL	Cleveland Browns
Avery Gennesy (2014-16)^	OL	Denver Broncos
Daeshon Hall (2013-16)	DL	Houston Texans
De'Vante Harris (2012-15)*	DB	Tampa Bay Buccaneers
Germain Ifedi (2013-15)	OL	Seattle Seahawks
Christian Kirk (2015-17)	WR	Arizona Cardinals
Josh Lambo (2012-14)	PK	Jacksonville Jaguars
Jake Matthews (2010-13)	OL	Atlanta Falcons
Von Miller (2007-10)	LB	Denver Broncos
Don Muhlbach (2002-03)	DS	Detroit Lions
Cedric Ogbuehi (2011-14)	OL	Cincinnati Bengals
Damion Ratley (2015-17)	WR	Cleveland Browns
Josh Reynolds (2014-16)	WR	Los Angeles Rams
Ricky Seals-Jones (2013-16)	TE	Arizona Cardinals
Ryan Tannehill (2008-11)	QB	Miami Dolphins
Armani Watts (2014-17)	DB	Kansas City Chiefs
Brandon Williams (2013-15)	DB	Arizona Cardinals

\* - Injured Reserve

^ - Practice Squad

## AGGIES ON NFL COACHING STAFFS

Dennis Allen, New Orleans Saints (Defensive Coordinator), Dan Campbell, New Orleans Saints (Asst. Head Coach/Tight Ends), Kyle Caskey, Cincinnati Bengals (Running Backs), Aaron Glenn, New Orleans Saints (Secondary), Michael Hodges, New Orleans Saints (Defensive Assistant)


**Staff:** Monty Gibson, Cleveland Browns (Asst. Strength & Conditioning) Larry Jackson, Cleveland Browns (Strength & Conditioning), Gary Kubiak, Denver Broncos (Senior Personnel Advisor)



**Von Miller**  
2016 Super Bowl MVP



**Myles Garrett**  
Texas A&M's first  
No. 1 overall  
NFL Draft pick



**Don Muhlbach**  
15th season in the NFL

## WEEKLY HONOR ROLL

### Game 1 | Northwestern State

RB Trayveon Williams

Earl Campbell Tyler Rose Award H-M

TE Jace Sternberger

John Mackey TE of the Week

### Game 2 | Clemson

QB Kellen Mond

Davey O'Brien Award Great 8

Early Campbell Tyler Rose Award H-M

### Game 5 | Arkansas

P Braden Mann

SEC Special Teams Player of the Week

Ray Guy Award Ray 8

RB Trayveon Williams

Earl Campbell Tyler Rose Award H-M

### Game 6 | Kentucky

P Braden Mann

Co-SEC Special Teams Player of the Week

Ray Guy Award Ray 8

RB Trayveon Williams

Earl Campbell Tyler Rose Award H-M

TE Jace Sternberger

Earl Campbell Tyler Rose Award H-M

### Game 7 | South Carolina

PK Seth Small

Lou Groza Award Star of the Week

TE Jace Sternberger

Mackey Award TE of the Week H-M

Earl Campbell Tyler Rose Award POTW

QB Kellen Mond

Earl Campbell Tyler Rose Award H-M

### Midseason All-Americans

P Braden Mann

ESPN.com, The Sporting News, The Athletic, Associated Press

TE Jace Sternberger

ESPN.com, The Athletic, Associated Press, Pro Football Focus

# TEXAS A&M COACHES SPEED CHART


## SIDELINE



JIMBO FISHER  
HEAD COACH



TIM BREWSTER  
TIGHT ENDS



DAMEYUNE CRAIG  
WIDE RECEIVERS



JAY GRAHAM  
RUNNING BACKS



MAURICE LINGUIST  
CORNERBACKS



BRADLEY DALE PEVETO  
LINEBACKERS



TERRY PRICE  
DEFENSIVE ENDS



ELIJAH ROBINSON  
DEFENSIVE LINE



JIM TURNER  
OFFENSIVE LINE


## PRESS BOX



DARRELL DICKEY  
OFF. COORDINATOR / QUAR-  
TERBACKS



MIKE ELKO  
DEF. COORDINATOR / SAFETIES



JERRY SCHMIDT  
DIRECTOR OF ATHLETIC PERFOR-  
MANCE





## KYLE FIELD

- Home of the Aggies since 1905. Stadium built in 1927 and the horseshoe enclosed in 1929.
- Capacity: 102,733
- Stadium record crowd is 110,633 (A&M vs. Ole Miss, 10/11/2014).
- Kyle Field is named for former A&M Dean of Agriculture Edwin Jackson Kyle, who donated a 400 x 400-foot area of the southern edge of campus that had been assigned to him for horticultural experiments. It became the home of the Aggies.
- Texas A&M finished a \$485 million redevelopment of Kyle Field in time for the 2015 season that made the Home of the 12th Man the largest football stadium in the SEC and the state of Texas.
- Texas A&M has led the SEC in home attendance three of the last four seasons and ranked No. 5 in FBS in 2017.

*Texas A&M ranked No. 5 nationally in home attendance in 2017 with an average of 98,802 per game and drew more than 600,000 fans to Kyle Field for the fifth straight year.*

### KYLE FIELD RECORD CROWDS

110,633	Ole Miss (2014)	L, 35-20
106,248	Tennessee (2016)	W, 45-38 <sup>20T</sup>
105,829	LSU (2014)	L, 23-17
105,733	Alabama (2015)	L, 41-23
104,892	Ole Miss (2016)	L, 29-28
<b>104,794</b>	<b>Clemson (2018)</b>	<b>L, 28-26</b>
104,756	Missouri (2014)	L, 34-27
104,728	Lamar (2014)	W, 73-3
104,625	Auburn (2015)	L, 26-10
104,455	Mississippi State (2015)	W, 30-17

### KYLE FIELD RECORD SEASON AVERAGES

1.	105,122	2014	630,735 / 6 games
2.	103,622	2015	725,354 / 7 games
3.	101,917	2016	713,418 / 7 games
--	<b>99,301</b>	<b>2018</b>	<b>397,205 / 4 GAMES</b>
4.	98,802	2017	691,612 / 7 games
5.	87,183	2011	610,283 / 7 games
6.	87,125	2013	697,003 / 8 games
7.	87,014	2012	522,083 / 6 games
8.	82,711	2001	496,268 / 6 games
9.	82,477	2010	577,338 / 7 games
10.	82,207	2007	575,450 / 7 games

# LAST 10 SINGLE GAME PERFORMANCES

## 10 OR MORE TACKLES GAME

Player	Date	Opp.	Tackles
Donovan Wilson	Oct. 6, 2018	Kentucky	12
Otaro Alaka	Sep. 8, 2018	Clemson	10
Derrick Tucker	Dec. 29, 2017	N Wake Forest	12
Debione Renfro	Dec. 29, 2017	N Wake Forest	11
Armani Watts	Nov. 25, 2017	@ LSU	11
Derrick Tucker	Nov. 25, 2017	@ LSU	10
Tyrel Dodson	Nov. 25, 2017	@ LSU	10
Derrick Tucker	Nov. 18, 2017	@ Ole Miss	14
Tyrel Dodson	Nov. 4, 2017	Auburn	14
Armani Watts	Nov. 4, 2017	Auburn	10

## 300-YARD PASSING GAME

Player	Date	Opp.	Pass Yards
Kellen Mond	Oct. 13, 2018	@ South Carolina	353
Kellen Mond	Sep. 8, 2018	Clemson	430
Nick Starkel	Dec. 29, 2017	N Wake Forest	499
Nick Starkel	Nov. 11, 2017	New Mexico	416
Kellen Mond	Sep. 16, 2017	Louisiana	301
Trevor Knight	Dec. 28, 2016	N Kansas State	310
Trevor Knight	Sep. 10, 2016	Prairie View A&M	344
Jake Hubenak	Dec. 30, 2015	N Louisville	307
Kyle Allen	Nov. 21, 2015	@ Vanderbilt	336
Kyle Allen	Oct. 3, 2015	Mississippi State	322

## 100-YARD RUSHING GAME

Player	Date	Opp.	Rush Yards
Trayveon Williams	Oct. 6, 2018	Kentucky	138
Trayveon Williams	Sep. 29, 2018	N Arkansas	153
Trayveon Williams	Sep. 15, 2018	ULM	128
Trayveon Williams	Aug. 30, 2018	Northwestern State	240
Trayveon Williams	Nov. 4, 2017	Auburn	103
Keith Ford	Sep. 23, 2017	N Arkansas	102
Kellen Mond	Sep. 23, 2017	N Arkansas	109
Jacob Kibodi	Sep. 16, 2017	Louisiana	101
Keith Ford	Sep. 3, 2017	@ UCLA	114
Trayveon Williams	Sep. 3, 2017	@ UCLA	203

## 100-YARD RECEIVING GAME

Player	Date	Opp.	Receiving Yards
Jace Sternberger	Oct. 13, 2018	@ South Carolina	145
Quartney Davis	Oct. 13, 2018	@ South Carolina	127
Kendrick Rogers	Sep. 8, 2018	Clemson	120
Christian Kirk	Dec. 29, 2017	N Wake Forest	189
Jhamon Ausbon	Dec. 29, 2017	N Wake Forest	112
Damion Ratley	Nov. 18, 2017	@ Ole Miss	111
Roshauud Paul	Nov. 11, 2017	New Mexico	129
Christian Kirk	Nov. 11, 2017	New Mexico	120
Jhamon Ausbon	Nov. 11, 2017	New Mexico	105
Christian Kirk	Sep. 23, 2017	N Arkansas	110

## 10 OR MORE RECEPTIONS GAME

Player	Date	Opp.	REC
Christian Kirk	Dec. 29, 2017	N Wake Forest	13
Jhamon Ausbon	Dec. 29, 2017	N Wake Forest	12
Josh Reynolds	Dec. 28, 2016	N Kansas State	12
Christian Kirk	Oct. 1, 2016	@ South Carolina	12
Christian Kirk	Dec. 30, 2015	N Louisville	10
Josh Reynolds	Dec. 30, 2015	N Louisville	11
Speedy Noil	Oct. 11, 2014	Ole Miss	11
Ricky Seals-Jones	Oct. 4, 2014	@ Mississippi State	10
Malcome Kennedy	Aug. 28, 2014	@ South Carolina	14
Mike Evans	Oct. 19, 2013	Auburn	11

## 200-YARD ALL-PURPOSE GAME

Player	Date	Opp.	A-P Yards
Trayveon Williams	Oct. 6, 2018	Kentucky	210
Trayveon Williams	Aug. 30, 2018	Northwestern State	242
Christian Kirk	Dec. 29, 2017	N Wake Forest	219
Christian Kirk	Nov. 11, 2017	New Mexico	210
Trayveon Williams	Nov. 4, 2017	Auburn	233
Christian Kirk	Sep. 23, 2017	N Arkansas	246
Trayveon Williams	Sep. 3, 2017	UCLA	203
Christian Kirk	Nov. 24, 2016	LSU	212
Christian Kirk	Nov. 5, 2016	@ Mississippi State	237
Trayveon Williams	Oct. 8, 2016	Tennessee	217



# TEXAS A&M DEPTH CHART

## OFFENSE

<b>WR</b> <or>	1	Quartney Davis, 6-2, 200, So-1L, Houston, TX
	14	Camron Buckley, 6-2, 190, So-1L, Cedar Hill, TX
<b>LT</b>	65	Dan Moore Jr., 6-5, 317, So-1L, Beaumont, TX
	74	Kellen Diesch, 6-5, 310, So-SQ, Trophy Club, TX
<b>LG</b>	73	Jared Hocker, 6-5, 318, So-1L, North Richland Hills, TX
	76	Colton Prater, 6-4, 300, Jr-2L, Bossier City, LA
<b>C</b>	64	<b>ERIK McCOY</b> , 6-4, 315, Jr-2L, Lufkin, TX
	77	<b>RYAN McCOLLUM</b> , 6-5, 295, So-1L, Spring, TX
<b>RG</b>	78	<b>KEATON SUTHERLAND</b> , 6-5, 315, Sr-3L, Flower Mound, TX
	70	<b>CONNOR LANFEAR</b> , 6-6, 320, Sr-3L, Buda, TX
<b>RT</b>	54	Carson Green, 6-6, 300, So-1L, Southlake, TX
	72	Colten Blanton, 6-7, 285, Fr-HS, Cypress, TX
<b>TE</b> <and>	81	Jace Sternberger, 6-4, 250, Jr-TR, Kingfisher, OK
	80	Trevor Wood, 6-6, 265, Gr-TR, Scottsdale, AZ
<b>WR</b>	13	Kendrick Rogers, 6-4, 210, So-1L, Frankston, TX
	9	Hezekiah Jones, 5-11, 194, So-1L, Stafford, TX
<b>QB</b> <or>	11	<b>KELLEN MOND</b> , 6-2, 210, So-1L, San Antonio, TX
	17	<b>NICK STARKEL</b> , 6-3, 218, So-1L, Argyle, TX
<b>FB</b>	12	Cullen Gillaspia, 6-2, 235, Sr-2L, Katy, TX
	49	Ben Miles, 6-1, 210, Fr-TR, Baton Rouge, LA
<b>RB</b>	5	<b>TRAYVEON WILLIAMS</b> , 5-9, 200, Jr-2L, Houston, TX
	22	Kwame Etwi, 5-9, 200, Sr-2L, Conroe, TX

## DEFENSE

<b>DE</b>	46	<b>LANDIS DURHAM</b> , 6-3, 255, Sr-3L, Plano, TX
	3	Tyree Johnson, 6-4, 250, Fr-RS, Washington, DC
<b>DT</b>	52	Justin Madubuike, 6-3, 300, So-1L, McKinney, TX
	92	Jayden Peevy, 6-6, 300, So-1L, Bellaire, TX
<b>DT</b>	34	Daylon Mack, 6-1, 320, Sr-3L, Gladewater, TX
	90	T.D. Moton, 6-3, 305, So-SQ, Shreveport, LA
<b>DE</b>	8	<b>KINGSLEY KEKE</b> , 6-4, 305, Sr-3L, Richmond, TX
	5	Bobby Brown, 6-4, 282, Fr-HS, Arlington, TX
<b>WLB</b> <or>	1	<b>BUDDY JOHNSON</b> , 6-2, 225, So-1L, Dallas, TX
	11	Larry Pryor, 6-0, 212, Jr-2L, Sulphur Springs, TX
<b>MLB</b>	42	<b>OTARO ALAKA</b> , 6-3, 240, Sr-3L, Houston, TX
	56	Keeath Magee II, 6-0, 225, So-1L, Houston, TX
<b>SLB</b>	25	<b>TYREL DODSON</b> , 6-2, 242, Jr-2L, Franklin, TN
	35	Riley Garner, 6-3, 220, Sr-3L, College Station, TX
<b>CB</b>	21	<b>CHARLES OLIVER</b> , 6-2, 202, Jr-2L, Fairfield, TX
	27	Roney Elam, 6-2, 192, Jr-2L, Newton, TX
<b>CB</b>	29	<b>DEBIONE RENFRO</b> , 6-2, 193, So-1L, Pearland, TX
	28	Travon Fuller, 6-1, 173, So-1L, Athens, TX
<b>SF</b> <or>	6	Donovan Wilson, 6-1, 207, Sr-3L, Shreveport, LA
	26	DeShawn Capers-Smith, 6-0, 200, Sr-3L, New Orleans, LA
	9	Leon O'Neal Jr., 6-1, 190, Fr-HS, Cypress, TX
<b>SF</b>	4	<b>DERRICK TUCKER</b> , 6-1, 200, So-1L, Manvel, TX
	14	Keldrick Carper, 6-2, 198, So-1L, Plain Dealing, LA

## SPECIAL TEAMS

<b>PLK</b>	47	Seth Small, 5-11, 190, Fr-HS, Katy, TX
<b>P</b>	34	Braden Mann, 5-11, 190, Jr-2L, Houston, TX
<b>KO</b>	34	<b>BRADEN MANN</b> , 5-11, 190, Jr-2L, Houston, TX
<b>SNP</b>	45	<b>AUSTIN FREY</b> , 6-1, 220, Sr-3L, Tomball, TX

**BOLD CAPS** -- denotes 2017 starter

<b>HOLD</b>	34	Braden Mann, 5-11, 190, Jr-2L, Houston, TX
<b>PR</b>	6	Roshauud Paul, 6-0, 180, So-1L, Bremond, TX
<b>KOR</b>	6	Roshauud Paul, 6-0, 180, So-1L, Bremond, TX
	7	Jashaun Corbin, 6-0, 191, Fr-HS, Rockledge, FL
	22	Kwame Etwi, 5-9, 200, Sr-2L, Conroe, TX

# PRONUNCIATION GUIDE

Audible pronunciations available on the online roster at 12thMan.com

OTARO ALAKA oh-TAR-oh ah-LOCK-ah,  
 JHAMON AUSBON JAH-mon OZ-bun  
 KE'UNDRE AZAKYTU KEY-andre as-a-CU-tee  
 JASHAUN Corbin JAY-shawn  
 QUARTNEY Davis courtney  
 Kellen DIESCH deesh  
 Justin DWORACZYK da-war-zick  
 RONEY Elam ronnie  
 Kwame ETWI ett-wee  
 Austin FREY fry

Cullen GILLASPIA GILL-ess-pee-ah  
 Camron HORRY OR-ee  
 Kingsley KEKE KEY-KEY  
 Jacob KIBODI kah-BO-dah  
 Daniel LACAMERA lah-camera  
 Justin MADUBUIKE MAD-aye-boo-kay  
 KEYNEL McZeal KEY-nell  
 IKENNA OKEKE EYE-ken-ah Oh-kay-kay  
 Jake PAGEL pay-gell  
 DEBIONE Renfro DEB-ee-own

# TEXAS A&M ALPHABETICAL ROSTER

NAME	POS.	HT.	WT.	CL-EXP	HOMETOWN (HIGH SCHOOL/JC)
42 Otaru Alaka	LB	6-3	240	Sr-3L	Houston, TX (Cypress Falls)
51 Riley Anderson	OL	6-5	295	So-SQ	Mineola, TX (Mineola)
2 Jhamon Ausbon	WR	6-2	220	So-1L	Houston, TX (IMG Academy (Fla))
42 Ke'Undre Azakytu	WR	6-0	190	So-SQ	Dallas, TX (Wilmer Hutchins)
63 Cagan Baldree	OL	6-4	285	So-SQ	Carthage, TX (Carthage)
86 Glenn Beal	TE	6-5	265	Fr-HS	New Orleans, LA (John Curtis)
48 Colton Bergt	OL	5-10	242	Fr-HS	Texarkana, TX (Liberty-Eylau)
72 Colten Blanton	OL	6-7	285	Fr-HS	Cypress, TX (Cy Ranch)
8 Connor Blumrick	QB	6-5	210	Fr-RS	Pearland, TX (Pearland)
57 Drew Boroughs	LB	6-1	200	Jr-SQ	Van, TX (Van)
30 Andrew Boykin	WR	6-1	180	Fr-RS	Austin, TX (Westlake)
29 Kurtis Bradicich	WR	5-11	160	Fr-RS	Iola, TX (Iola)
5 Bobby Brown	DL	6-4	282	Fr-HS	Arlington, TX (Lamar)
14 Camron Buckley	WR	6-2	190	So-1L	Cedar Hill, TX (Cedar Hill)
26 DeShawn Capers-Smith	DB	6-0	200	Sr-3L	New Orleans, LA (Warren Easton)
14 Keldrick Carper	DB	6-2	198	So-1L	Plain Dealing, LA (Plain Dealing)
82 Caleb Chapman	WR	6-5	210	Fr-HS	Friendswood, TX (Clear Brook)
22 Clifford Chattman	DB	6-5	195	So-1L	New Orleans, LA (McDonogh 35)
40 Connor Choate	DS	6-0	200	So-SQ	Coppell, TX (Coppell / Memphis)
16 Klyde Chriss	WR	6-0	175	So-1L	New Orleans, LA (Warren Easton)
27 John Clark	RB	5-8	210	So-SQ	Northbrook, IL (Glenbrook North)
60 Barton Clement	OL	6-3	315	Fr-HS	Missouri City, TX (Ft. Bend Marshall)
2 Micheal Clemons	DL	6-5	265	Jr-1L	Garland, TX (Sachse/Cisco (TX) JC)
7 Jashaun Corbin	RB	6-0	191	Fr-HS	Rockledge, FL (Rockledge)
1 Quartney Davis	WR	6-2	200	So-1L	Houston, TX (Langham Creek)
7 Mohamed Diallo	DL	6-4	320	Jr-TR	Toronto, Ontario (E. Commerce/Arizona Western)
74 Kellen Diesch	OL	6-5	310	So-SQ	Trophy Club, TX (Byron Nelson)
25 Tyrel Dodson	LB	6-2	242	Jr-2L	Franklin, TN (Centennial)
46 Landis Durham	DL	6-3	255	Sr-3L	Plano, TX (East)
68 Justin Dworaczky	OL	6-6	280	Jr-SQ	Houston, TX (Langham Creek)
27 Roney Elam	DB	6-2	192	Jr-2L	Newton, TX (Newton)
94 Landry Estes	DL	6-2	280	Sr-SQ	Trophy Club, TX (Byron Nelson)
22 Kwame Etwi	RB	5-9	200	Sr-2L	Conroe TX (Oak Ridge)
4 James Foster	QB	6-3	210	Fr-HS	Montgomery, AL (Lanier)
59 Miles Fowkes	OL	6-5	300	Fr-RS	Brownsville, TX (St. Joseph Academy)
45 Austin Frey	DS	6-1	220	Sr-3L	Tomball, TX (Homeschool)
28 Travon Fuller	DB	6-1	173	So-1L	Athens, TX (Athens)
67 Galen Gallagher	OL	6-4	276	Fr-HS	Orange Grove, TX (Orange Grove)
35 Riley Garner	LB	6-3	220	Sr-3L	College Station, TX (A&M Consolidated)
12 Cullen Gillaspia	FB	6-2	235	Sr-2L	Katy, TX (Taylor)
54 Carson Green	OL	6-6	300	So-1L	Southlake, TX (Carroll)
47 Jacob Groff	TE	6-2	196	Fr-RS	San Antonio, TX (Churchill)
15 Aaron Hansford	WR	6-3	240	So-1L	Washington, D.C. (St. John's College)
19 Anthony Hines III	LB	6-3	230	So-1L	Plano, TX (East)
73 Jared Hocker	OL	6-5	318	So-1L	North Richland Hills, TX (Birdville)
85 Camron Horry	DL	6-5	270	Fr-RS	Katy, TX (Taylor)
18 Antonio Howard	DB	5-10	195	Jr-1L	Miami, FL (Miami Lakes/Independence (KS) CC)
37 Mitchell Howard	DL	6-1	250	Jr-RS	Cypress, TX (Concordia Lutheran)
3 Vernon Jackson	RB	6-3	240	Fr-HS	Boling, TX (Boling)
79 Marcus "Tank" Jenkins	OL	6-3	325	Fr-HS	Montgomery, AL (Park Crossing)
16 Brian Johnson	LB	6-2	185	Fr-HS	Manvel, TX (Manvel)
1 Buddy Johnson	LB	6-2	225	So-1L	Dallas, TX (Kimball)
31 Marquez Johnson	RB	5-9	186	So-SQ	Dallas, TX (Pinkston)
3 Tyree Johnson	DL	6-4	250	Fr-RS	Washington, DC (St. John's College)
9 Hezekiah Jones	WR	5-11	194	So-1L	Stafford, TX (Stafford)
10 Myles Jones	DB	6-4	185	So-1L	Magnolia, TX (West)
8 Kingsley Keke	DL	6-4	305	Sr-3L	Richmond, TX (George Ranch)
35 Javonte Kemp	FB	5-10	215	Fr-HS	Arlington, TX (Lamar)
23 Jacob Kibodi	RB	6-2	220	So-1L	Baton Rouge, LA (Christian Life Academy)
36 Daniel LaCamera	PK	6-4	230	Sr-2L	Tarpon Springs, FL (East Lake)
24 Jagger LaRoe	QB	6-1	210	Fr-HS	Colleyville, TX (Heritage)
70 Connor Lanfear	OL	6-6	320	Sr-3L	Buda, TX (Buda)

NAME	POS.	HT.	WT.	CL-EXP	HOMETOWN (HIGH SCHOOL/JC)
53 John Locke	LB	6-2	204	So-SQ	Richmond, TX (Ft. Bend Travis)
91 Mark Mabry Jr.	DL	6-1	286	So-SQ	College Station, TX (Still Creek)
34 Daylon Mack	DL	6-1	320	Sr-3L	Gladewater, TX (Gladewater)
52 Justin Madubuike	DL	6-3	300	So-1L	McKinney, TX (North)
56 Keeath Magee II	LB	6-0	225	So-1L	Houston, TX (Westfield)
34 Braden Mann	P/KO	5-11	190	Jr-2L	Houston, TX (Cypress Fair)
15 Jeremiah Martin	DL	6-5	240	Fr-HS	San Bernardino, CA (Cajon)
20 Reese Mason	WR	6-1	203	Fr-HS	Magnolia, TX (Magnolia)
75 Luke Matthews	OL	6-4	305	Fr-HS	Missouri City, TX (Elkins)
77 Ryan McCollum	OL	6-5	295	So-1L	Spring, TX (Klein Oak)
64 Erik McCoy	OL	6-4	315	Jr-2L	Lufkin, TX (Lufkin)
55 Kiante McCoy	LB	6-1	214	Fr-HS	Sweetwater, TX (Sweetwater)
88 Keynel McZeal	TE	6-2	235	Fr-RS	Port Neches, TX (Port Neches-Groves)
89 Justin Mellenbruch	FB	6-1	235	Fr-RS	Austin, TX (Westlake)
49 Ben Miles	FB	6-1	210	Fr-TR	Baton Rouge, La. (Catholic HS / Nebraska)
11 Kellen Mond	QB	6-2	210	So-1L	San Antonio, TX (IMG Academy (Fla.))
23 Jordan Moore	DB	5-11	192	Fr-HS	Yoakum, TX (Yoakum)
65 Dan Moore Jr.	OL	6-5	317	So-1L	Beaumont, TX (West Brook)
17 Devin Morris	DB	6-1	195	Fr-RS	Caldwell, TX (Caldwell)
90 T.D. Moton	DL	6-3	305	So-SQ	Shreveport, LA (Woodlawn)
20 Ikenna Okeke	LB	6-3	215	So-SQ	Smyrna, TN (Smyrna)
21 Charles Oliver	DB	6-2	202	Jr-2L	Fairfield, TX (Fairfield)
9 Leon O'Neal Jr.	DB	6-1	190	Fr-HS	Cypress, TX (Cypress Springs)
39 Jake Pagel	DS	6-2	212	Fr-RS	Dallas, TX (Jesuit)
83 Montel Parker	WR	6-2	185	Fr-HS	Dickinson, TX (Dickinson)
6 Roshauud Paul	WR	6-0	180	So-1L	Bremond, TX (Bremond)
92 Jayden Peevy	DL	6-6	300	So-1L	Bellaire, TX (Bellaire)
76 Colton Prater	OL	6-4	300	Jr-2L	Bossier City, LA (Airline)
13 Cade Prendergast	DB	6-3	190	Fr-RS	Prosper, TX (Prosper)
10 Jalen Preston	WR	6-2	212	Fr-HS	Manvel, TX (Manvel)
21 Deneric Prince	RB	6-1	196	Fr-HS	Manvel, TX (Manvel)
11 Larry Pryor	DB	6-0	212	Jr-2L	Sulphur Springs, TX (Sulphur Springs)
31 Gannon Rawlins	TE	6-3	230	So-SQ	Galveston, TX (Ball)
71 Grayson Reed	OL	6-5	320	Fr-RS	Cypress, TX (Cypress Creek)
29 Debione Renfro	DB	6-2	193	So-1L	Pearland, TX (Pearland)
46 Ryan Renick	TE	6-2	233	So-TR	Iola, TX (Iola/Kansas)
84 Moses Reynolds	DB	6-2	200	So-SQ	San Antonio, TX (Jay)
25 Cordarrian Richardson	RB	6-0	248	So-TR	Memphis, Tenn. (Trezevant HS / UCF)
38 Drew Riethman	PLK	6-0	195	So-SQ	Ft. Worth, TX (Nolan Catholic)
33 Ondario Robinson	DL	6-3	265	Fr-RS	Hutto, TX (Hutto)
99 Josh Rogers	DL	6-5	306	So-1L	Houston, TX (Christian)
13 Kendrick Rogers	WR	6-4	210	So-1L	Frankston, TX (Frankston)
28 A.J. Sanders	RB	5-10	200	So-SQ	The Woodlands, TX (College Park)
18 Bo Schneider	QB	6-2	230	Jr-SQ	Dallas, TX (Jesuit/Central Florida)
47 Greer Shetler	TE	6-4	225	Jr-1L	San Antonio, TX (Alamo Heights)
42 Seth Small	PLK	5-11	190	Fr-HS	Katy, TX (Katy)
32 Hunter Smith	WR	6-3	209	So-SQ	Pearland, TX (Pearland)
17 Nick Starkel	QB	6-3	218	So-1L	Argyle, TX (Liberty Christian)
81 Jace Sternberger	TE	6-4	250	Jr-TR	Kingfisher, OK (Kingfisher/NE Okla. A&M)
26 Charles Strong Jr.	RB	6-1	220	Fr-HS	Lake Butler, FL (Union County)
78 Keaton Sutherland	OL	6-5	315	Sr-3L	Flower Mound, TX (Marcus)
19 Colton Taylor	QB	6-3	205	So-SQ	Houston, TX (Memorial)
4 Derrick Tucker	DB	6-1	200	So-1L	Manvel, TX (Manvel)
58 Braden White	LB	5-11	220	So-1L	Florence, AL (Florence)
30 Cade Williams	WR	5-9	180	Fr-HS	College Station, TX (A&M Consolidated)
5 Trayveon Williams	RB	5-9	200	Jr-2L	Houston, TX (C.E. King)
6 Donovan Wilson	DB	6-1	207	Sr-3L	Shreveport, LA (Woodlawn)
40 Tyree Wilson	DL	6-6	230	Fr-HS	New London, TX (West Rusk)
80 Trevor Wood	TE	6-6	265	Gr-TR	Scottsdale, AZ (Chaparral)
93 Max Wright	DL	6-4	270	Fr-HS	Katy, TX (Katy Taylor)
24 Alex Zettler	S	6-0	190	Fr-HS	West Jordan, UT (Brighton)

# TEXAS A&M NUMERICAL ROSTER

	NAME	POS.	HT.	WT.	CL-EXP	HOMETOWN (HIGH SCHOOL/JC)
1	Quartney Davis	WR	6-2	200	So-1L	Houston, TX (Langham Creek)
1	Buddy Johnson	LB	6-2	225	So-1L	Dallas, TX (Kimball)
2	Jhamon Ausbon	WR	6-2	220	So-1L	Houston, TX (IMG Academy (Fla))
2	Micheal Clemons	DL	6-5	265	Jr-1L	Garland, TX (Sachse/Cisco (TX) JC)
3	Vernon Jackson	RB	6-3	240	Fr-HS	Boling, TX (Boling)
3	Tyree Johnson	DL	6-4	250	Fr-RS	Washington, DC (St. John's College)
4	James Foster	QB	6-3	210	Fr-HS	Montgomery, AL (Lanier)
4	Derrick Tucker	DB	6-1	200	So-1L	Manvel, TX (Manvel)
5	Bobby Brown	DL	6-4	282	Fr-HS	Arlington, TX (Lamar)
5	Trayveon Williams	RB	5-9	200	Jr-2L	Houston, TX (C.E. King)
6	Roshauud Paul	WR	6-0	180	So-1L	Bremond, TX (Bremond)
6	Donovan Wilson	DB	6-1	207	Sr-3L	Shreveport, LA (Woodlawn)
7	Jashaun Corbin	RB	6-0	191	Fr-HS	Rockledge, FL (Rockledge)
7	Mohamed Diallo	DL	6-4	320	Jr-TR	Toronto, Ontario (E. Commerce/Arizona Western)
8	Connor Blumrick	QB	6-5	210	Fr-RS	Pearland, TX (Pearland)
8	Kingsley Keke	DL	6-4	305	Sr-3L	Richmond, TX (George Ranch)
9	Hezekiah Jones	WR	5-11	194	So-1L	Stafford, TX (Stafford)
9	Leon O'Neal Jr.	DB	6-1	190	Fr-HS	Cypress, TX (Cypress Springs)
10	Myles Jones	DB	6-4	185	So-1L	Magnolia, TX (West)
10	Jalen Preston	WR	6-2	212	Fr-HS	Manvel, TX (Manvel)
11	Kellen Mond	QB	6-2	210	So-1L	San Antonio, TX (IMG Academy (Fla.))
11	Larry Pryor	DB	6-0	212	Jr-2L	Sulphur Springs, TX (Sulphur Springs)
12	Cullen Gillaspia	FB	6-2	235	Sr-2L	Katy, TX (Taylor)
13	Cade Prendergast	DB	6-3	190	Fr-RS	Prosper, TX (Prosper)
13	Kendrick Rogers	WR	6-4	210	So-1L	Frankston, TX (Frankston)
14	Camron Buckley	WR	6-2	190	So-1L	Cedar Hill, TX (Cedar Hill)
14	Keldrick Carper	DB	6-2	198	So-1L	Plain Dealing, LA (Plain Dealing)
15	Aaron Hansford	WR	6-3	240	So-1L	Washington, D.C. (St. John's College)
15	Jeremiah Martin	DL	6-5	240	Fr-HS	San Bernardino, CA (Cajon)
16	Klyde Chriss	WR	6-0	175	So-1L	New Orleans, LA (Warren Easton)
16	Brian Johnson	LB	6-2	185	Fr-HS	Manvel, TX (Manvel)
17	Devin Morris	DB	6-1	195	Fr-RS	Caldwell, TX (Caldwell)
17	Nick Starkel	QB	6-3	218	So-1L	Argyle, TX (Liberty Christian)
18	Antonio Howard	DB	5-10	195	Jr-1L	Miami, FL (Miami Lakes/Independence (KS) CC)
18	Bo Schneider	QB	6-2	230	Jr-SQ	Dallas, TX (Jesuit/Central Florida)
19	Anthony Hines III	LB	6-3	230	So-1L	Plano, TX (East)
19	Colton Taylor	QB	6-3	205	So-SQ	Houston, TX (Memorial)
20	Reese Mason	WR	6-1	203	Fr-HS	Magnolia, TX (Magnolia)
20	Ikenna Okeke	LB	6-3	215	So-SQ	Smyrna, TN (Smyrna)
21	Deneric Prince	RB	6-1	196	Fr-HS	Manvel, TX (Manvel)
21	Charles Oliver	DB	6-2	202	Jr-2L	Fairfield, TX (Fairfield)
22	Clifford Chattman	DB	6-5	195	So-1L	New Orleans, LA (McDonogh 35)
22	Kwame Etwi	RB	5-9	200	Sr-2L	Conroe TX (Oak Ridge)
23	Jacob Kibodi	RB	6-2	220	So-1L	Baton Rouge, LA (Christian Life Academy)
23	Jordan Moore	DB	5-11	192	Fr-HS	Yoakum, TX (Yoakum)
24	Jagger LaRoe	QB	6-1	210	Fr-HS	Colleyville, TX (Heritage)
24	Alex Zettler	S	6-0	190	Fr-HS	West Jordan, UT (Brighton)
25	Tyrel Dodson	LB	6-2	242	Jr-2L	Franklin, TN (Centennial)
25	Cordarrian Richardson	RB	6-0	248	So-TR	Memphis, Tenn. (Trezevant HS / UCF)
26	DeShawn Capers-Smith	DB	6-0	200	Sr-3L	New Orleans, LA (Warren Easton)
26	Charles Strong Jr.	RB	6-1	220	Fr-HS	Lake Butler, FL (Union County)
27	John Clark	RB	5-8	210	So-SQ	Northbrook, IL (Glenbrook North)
27	Roney Elam	DB	6-2	192	Jr-2L	Newton, TX (Newton)
28	Travon Fuller	DB	6-1	173	So-1L	Athens, TX (Athens)
28	A.J. Sanders	RB	5-10	200	So-SQ	The Woodlands, TX (College Park)
29	Kurtis Bradicich	WR	5-11	160	Fr-RS	Iola, TX (Iola)
29	Debione Renfro	DB	6-2	193	So-1L	Pearland, TX (Pearland)
30	Andrew Boykin	WR	6-1	180	Fr-RS	Austin, TX (Westlake)
30	Cade Williams	WR	5-9	180	Fr-HS	College Station, TX (A&M Consolidated)
31	Marquez Johnson	RB	5-9	186	So-SQ	Dallas, TX (Pinkston)
31	Gannon Rawlins	TE	6-3	230	So-SQ	Galveston, TX (Ball)
32	Hunter Smith	WR	6-3	209	So-SQ	Pearland, TX (Pearland)

	NAME	POS.	HT.	WT.	CL-EXP	HOMETOWN (HIGH SCHOOL/JC)
33	Ondario Robinson	DL	6-3	265	Fr-RS	Hutto, TX (Hutto)
34	Daylon Mack	DL	6-1	320	Sr-3L	Gladewater, TX (Gladewater)
34	Braden Mann	P/KO	5-11	190	Jr-2L	Houston, TX (Cypress Fair)
35	Riley Garner	LB	6-3	220	Sr-3L	College Station, TX (A&M Consolidated)
35	Javonte Kemp	FB	5-10	215	Fr-HS	Arlington, TX (Lamar)
36	Daniel LaCamera	LB	6-4	230	Sr-2L	Tarpon Springs, FL (East Lake)
37	Mitchell Howard	DL	6-1	250	Jr-RS	Cypress, TX (Concordia Lutheran)
38	Drew Riethman	PLK	6-0	195	So-SQ	Ft. Worth, TX (Nolan Catholic)
39	Jake Pagel	DS	6-2	212	Fr-RS	Dallas, TX (Jesuit)
40	Connor Choate	DS	6-0	200	So-SQ	Coppell, TX (Coppell / Memphis)
40	Tyree Wilson	DL	6-6	230	Fr-HS	New London, TX (West Rusk)
42	Otaro Alaka	LB	6-3	240	Sr-3L	Houston, TX (Cypress Falls)
42	Ke'Undre Azakytu	WR	6-0	190	So-SQ	Dallas, TX (Wilmer Hutchins)
45	Austin Frey	DS	6-1	220	Sr-3L	Tomball, TX (Homeschool)
46	Landis Durham	DL	6-3	255	Sr-3L	Plano, TX (East)
46	Ryan Renick	TE	6-2	233	So-TR	Iola, TX (Iola/Kansas)
47	Jacob Groff	TE	6-2	196	Fr-RS	San Antonio, TX (Churchill)
47	Seth Small	PLK	5-11	190	Fr-HS	Katy, TX (Katy)
48	Colton Bergt	OL	5-10	242	Fr-HS	Texarkana, TX (Liberty-Eylau)
49	Ben Miles	FB	6-1	210	Fr-TR	Baton Rouge, La. (Catholic HS / Nebraska)
51	Riley Anderson	OL	6-5	295	So-SQ	Mineola, TX (Mineola)
52	Justin Madubuike	DL	6-3	300	So-1L	McKinney, TX (North)
53	John Locke	LB	6-2	204	So-SQ	Richmond, TX (Ft. Bend Travis)
54	Carson Green	OL	6-6	300	So-1L	Southlake, TX (Carroll)
55	Kiante McCoy	LB	6-1	214	Fr-HS	Sweetwater, TX (Sweetwater)
56	Keeath Magee II	LB	6-0	225	So-1L	Houston, TX (Westfield)
57	Drew Boroughs	LB	6-1	200	Jr-SQ	Van, TX (Van)
58	Braden White	LB	5-11	220	So-1L	Florence, AL (Florence)
59	Miles Fowkes	OL	6-5	300	Fr-RS	Brownsville, TX (St. Joseph Academy)
60	Barton Clement	OL	6-3	315	Fr-HS	Missouri City, TX (Ft. Bend Marshall)
63	Cagan Baldree	OL	6-4	285	So-SQ	Carthage, TX (Carthage)
64	Erik McCoy	OL	6-4	315	Jr-2L	Lufkin, TX (Lufkin)
65	Dan Moore Jr.	OL	6-5	317	So-1L	Beaumont, TX (West Brook)
67	Galen Gallagher	OL	6-4	276	Fr-HS	Orange Grove, TX (Orange Grove)
68	Justin Dworaczky	OL	6-6	280	Jr-SQ	Houston, TX (Langham Creek)
70	Connor Lanfear	OL	6-6	320	Sr-3L	Buda, TX (Buda)
71	Grayson Reed	OL	6-5	320	Fr-RS	Cypress, TX (Cypress Creek)
72	Colten Blanton	OL	6-7	285	Fr-HS	Cypress, TX (Cy Ranch)
73	Jared Hocker	OL	6-5	318	So-1L	North Richland Hills, TX (Birdville)
74	Kellen Diesch	OL	6-5	310	So-SQ	Trophy Club, TX (Byron Nelson)
75	Luke Matthews	OL	6-4	305	Fr-HS	Missouri City, TX (Elkins)
76	Colton Prater	OL	6-4	300	Jr-2L	Bossier City, LA (Airline)
77	Ryan McCollum	OL	6-5	295	So-1L	Spring, TX (Klein Oak)
78	Keaton Sutherland	OL	6-5	315	Sr-3L	Flower Mound, TX (Marcus)
79	Marcus "Tank" Jenkins	OL	6-3	325	Fr-HS	Montgomery, AL (Park Crossing)
80	Trevor Wood	TE	6-6	265	Gr-TR	Scottsdale, AZ (Chaparral)
81	Jace Sternberger	TE	6-4	250	Jr-TR	Kingfisher, OK (Kingfisher/NE Okla. A&M)
82	Caleb Chapman	WR	6-5	210	Fr-HS	Friendswood, TX (Clear Brook)
83	Montel Parker	WR	6-2	185	Fr-HS	Dickinson, TX (Dickinson)
84	Moses Reynolds	DB	6-2	200	So-SQ	San Antonio, TX (Jay)
85	Camron Horry	DL	6-5	270	Fr-RS	Katy, TX (Taylor)
86	Glenn Beal	TE	6-5	265	Fr-HS	New Orleans, LA (John Curtis)
87	Greer Shetler	TE	6-4	225	Jr-1L	San Antonio, TX (Alamo Heights)
88	Keynel McZeal	TE	6-2	235	Fr-RS	Port Neches, TX (Port Neches-Groves)
89	Justin Mellenbruch	FB	6-1	235	Fr-RS	Austin, TX (Westlake)
90	T.D. Moton	DL	6-3	305	So-SQ	Shreveport, LA (Woodlawn)
91	Mark Mabry Jr.	DL	6-1	286	So-SQ	College Station, TX (Still Creek)
92	Jayden Peevy	DL	6-6	300	So-1L	Bellaire, TX (Bellaire)
93	Max Wright	DL	6-4	270	Fr-HS	Katy, TX (Katy Taylor)
94	Landry Estes	DL	6-2	280	Sr-SQ	Trophy Club, TX (Byron Nelson)
99	Josh Rogers	DL	6-5	306	So-1L	Houston, TX (Christian)

# MEDIA SCHEDULE / INFORMATION

SUNDAY	MONDAY	TUESDAY	WEDNESDAY	THURSDAY	FRIDAY	SATURDAY
<u>No availability.</u> All player interview requests for Monday's press conference must be submitted to <a href="mailto:acannon@athletics.tamu.edu">acannon@athletics.tamu.edu</a> by 11 a.m. on Sunday.	<u>Weekly Press Conference</u> (Kyle Field Media Center). 11:00 a.m.-1 p.m.: Players 1 p.m.: Coach Fisher  (Web stream available via <a href="http://12thMan.com">12thMan.com</a> )	<u>No availability.</u>	<u>SEC Teleconference</u> Coach Fisher appears from 11:30-39 am  5:30 p.m.: "The Pulse" (Fox Sports SW)  6:30 p.m.: "The Pulse" (KBTX-TV/Bryan/Colege Station)  7-8 p.m.: <u>Jimbo Fisher Radio Show</u> (Rudy's) on TAMU Radio Network (12thMan.com/listen)	<u>No availability.</u>	<u>No availability.</u>  12 midnight: <u>Midnight Yell Practice</u> <u>Location: South Carolina State House steps</u>  All media requests for Midnight Yell Practice should be directed to TAMU Marketing and Communication	<u>11 a.m.</u> Texas A&M at Auburn Jordan-Hare Stadium Auburn, Ala.  (Lockerroom is closed. Coaches and players will be brought to the media area promptly after game.)

## Credentials

Media credentials should be requested via [www.sportssystems.com/clients/seccredentials](http://www.sportssystems.com/clients/seccredentials) at least one week in advance of game and will be mailed if time permits. Otherwise, credentials can be picked up at Media Will Call inside Entry 7 (east side of Kyle Field, near the northeast activation tower). Media Will Call opens four hours prior to game time. The Kyle Field press box seats approximately 120 working media members. Media seating is limited, so credentials will be issued according to Texas A&M and the SEC credential guidelines, which can be found at [ww.12thMan.com/media](http://ww.12thMan.com/media).

## Weekly Game Notes

Media members wishing to receive the weekly game notes via E-mail can do so by e-mailing Evan Roberts ([eroberts@athletics.tamu.edu](mailto:eroberts@athletics.tamu.edu)).

## Practice

All practices are closed to the public, and only the first 15-20 minutes of selected workouts will be open for members of accredited media outlets. Media members wishing to attend the beginning of practice should contact the SID office for availability, exact starting times and location.

## Weekly Press Conference

Texas A&M conducts a weekly press conference on Monday of all game weeks beginning at 11:30 a.m. at the Kyle Field Media Center. Coach Jimbo Fisher addresses the media promptly at 1 p.m. Player requests should be made to the SID office no later than 11 a.m. on Sunday. Unless class schedules present a conflict, requested student-athletes will be available beginning at 11:30 a.m. This is the preferred time for all interviews to occur.

## SEC Teleconference

The 14 SEC coaches will be featured on a weekly teleconference each Wednesday from 10 a.m. - 12:30 p.m. (CT) beginning August 29 and concluding November 21.

10:00 a.m.	Ed Orgeron, LSU
10:10 a.m.	Kirby Smart, Georgia
10:20 a.m.	Dan Mullen, Florida
10:30 a.m.	Derek Mason, Vanderbilt
10:40 a.m.	Nick Saban, Alabama
10:50 a.m.	Jeremy Pruitt, Tennessee
11:00 a.m.	Chad Morris, Arkansas
11:10 a.m.	Will Muschamp, South Carolina
11:20 a.m.	Matt Luke, Ole Miss
<b>11:30 a.m.</b>	<b>Jimbo Fisher, Texas A&amp;M</b>
11:40 a.m.	Mark Stoops, Kentucky
11:50 a.m.	Joe Moorhead, Mississippi State
12:00 p.m.	Barry Odom, Missouri
12:10 p.m.	Gus Malzahn, Auburn



## Press Box

The main press box is now located at the 800 level on the east side of Kyle Field, or the side facing Houston Street, and can be accessed through the elevator at **Entry 7** or **Entry 9**. The TV broadcast booths are located west side of the stadium.

## Postgame

At home games, post-game interviews with Texas A&M players and head coach Jimbo Fisher are conducted in a specially equipped interview room at the southeast corner of Kyle Field. At away games, similar policy is in effect and location of interviews will be determined.

**Alan Cannon (with binoculars) has overseen Texas A&M's football publicity since 1989.**

## Media Will Call

Media will call is located at Entry 7, on the east side of the stadium near the northeast activation tower.

## TEXAS A&M ATHLETICS MEDIA RELATIONS

ASSOC. AD /MEDIA RELATIONS
<b>ALAN CANNON (Football #1)</b>
<b>E-MAIL:</b> <a href="mailto:acannon@athletics.tamu.edu">acannon@athletics.tamu.edu</a>
<b>CELL:</b> 979/777-4200
ASSOC. DIRECTOR
<b>BRAD MARQUARDT (Football #2)</b>
<b>E-MAIL:</b> <a href="mailto:bmarquardt@athletics.tamu.edu">bmarquardt@athletics.tamu.edu</a>
<b>CELL:</b> 979/229-8651

ASSISTANT DIRECTOR
<b>EVAN ROBERTS (game notes/flip card)</b>
<b>E-MAIL:</b> <a href="mailto:eroberts@athletics.tamu.edu">eroberts@athletics.tamu.edu</a>
<b>CELL:</b> 260/615-8662
ASSISTANT DIRECTOR
<b>MATT CALLAWAY (stats/game program)</b>
<b>E-MAIL:</b> <a href="mailto:mcallaway@athletics.tamu.edu">mcallaway@athletics.tamu.edu</a>
<b>CELL:</b> 713/305-0815

ASSISTANT DIRECTOR
<b>DAVID WAXMAN (West Press Box)</b>
<b>E-MAIL:</b> <a href="mailto:dwaxman@athletics.tamu.edu">dwaxman@athletics.tamu.edu</a>
<b>CELL:</b> 832/326-2863
SENIOR OFFICE ASSOCIATE
<b>JACKIE THORNTON</b>
<b>E-MAIL:</b> <a href="mailto:jackiet@athletics.tamu.edu">jackiet@athletics.tamu.edu</a>
<b>OFFICE:</b> 979/845-5725

SID MAILING ADDRESS
<b>TEXAS A&amp;M MEDIA RELATIONS</b>
1228 TAMU
College Station, TX 77843-1228
SID OVERNIGHT ADDRESS
<b>TEXAS A&amp;M ATHLETICS</b>
Media Relations
756 Houston St.
College Station, TX 77843



# 2018 TEXAS A&M FOOTBALL STATISTICS

## SCHEDULE / RESULTS / RECORD BREAKDOWN

Date	Opponent	Score	Overall	SEC	Start	Time	Temp	Attend
Thu Aug 30	NORTHWESTERN ST	W 59-7	1-0	0-0	7:30 PM	3:36	93°	95,855
Sat Sep 8	#2 CLEMSON	L 26-28	1-1	0-0	6:00 PM	3:31	81°	104,794
Sat Sep 15	ULM	W 48-10	2-1	0-0	6:30 PM	3:13	86°	96,727
Sat Sep 22 *	at #1 Alabama	L 23-45	2-2	0-1	2:30 PM	3:23	86°	101,821
Sat Sep 29 *	vs Arkansas /	W 24-17	3-2	1-1	11:00 AM	3:17	72°	55,383
Sat Oct 6 *	#13 KENTUCKY (OT)	W 20-14	4-2	2-1	6:00 PM	3:28	87°	99,829
Sat Oct 13 *	at South Carolina	W 26-23	5-2	3-1	2:30 PM	3:23	76°	76,871
Sat Oct 27 *	at Mississippi State	L 13-28	5-3	3-2	6:00 PM	3:15	61°	57,085
Sat Nov 3 *	at Auburn							
Sat Nov 10 *	OLE MISS							
Sat Nov 17	UAB							
Sat Nov 24 *	LSU							

\* - SEC Game / ! - at AT&T Stadium (Arlington, Texas)  
Rankings reflected as AP/USA Today ranking at time of the game

## TEAM STATISTICS

	A&M	OPPONENT
<b>SCORING</b> .....	<b>239</b> .....	<b>172</b> .....
Points Per Game.....	29.9.....	21.5.....
<b>FIRST DOWNS</b> .....	<b>208</b> .....	<b>119</b> .....
Rushing.....	85.....	42.....
Passing.....	103.....	61.....
Penalty.....	20.....	16.....
<b>RUSHING YARDAGE</b> .....	<b>1491</b> .....	<b>714</b> .....
Yards gained rushing.....	1734.....	897.....
Yards lost rushing.....	243.....	183.....
Rushing Attempts.....	319.....	207.....
Average Per Rush.....	4.7.....	3.4.....
Average Per Game.....	186.4.....	89.2.....
TDs Rushing.....	14.....	7.....
<b>PASSING YARDAGE</b> .....	<b>2209</b> .....	<b>1933</b> .....
Comp-Att-Int.....	171-285-6.....	133-227-3.....
Average Per Pass.....	7.8.....	8.5.....
Average Per Catch.....	12.9.....	14.5.....
Average Per Game.....	276.1.....	241.6.....
TDs Passing.....	12.....	15.....
<b>TOTAL OFFENSE</b> .....	<b>3700</b> .....	<b>2647</b> .....
Total Plays.....	604.....	434.....
Average Per Play.....	6.1.....	6.1.....
Average Per Game.....	462.5.....	330.9.....
<b>KICK RETURNS: #-Yards</b> .....	13-301 (23.2).....	8-141 (17.6).....
<b>PUNT RETURNS: #-Yards</b> .....	15-145 (9.7).....	10-68 (6.8).....
<b>INT RETURNS: #-Yards</b> .....	3-0.....	6-44.....
<b>FUMBLES-LOST</b> .....	8-4.....	9-1.....
<b>PENALTIES-Yards</b> .....	54-458.....	56-509.....
Average Per Game.....	57.2.....	63.6.....
<b>PUNTS-Yards</b> .....	31-1626.....	56-2423.....
Average Per Punt.....	52.5.....	42.5.....
<b>TIME OF POSSESSION/Game</b> .....	36:11.....	23:49.....
<b>3RD-DOWN Conversions</b> .....	40-104 (38%).....	25-91 (27%).....
<b>4TH-DOWN Conversions</b> .....	2-5 (40%).....	1-3 (33%).....
<b>SACKS BY-Yards</b> .....	20-107.....	26-160.....
<b>FIELD GOALS-ATTEMPTS</b> .....	15-22.....	3-7.....
<b>ON-SIDE KICKS</b> .....	0-1.....	0-1.....
<b>RED-ZONE SCORES</b> .....	(31-38) 82%.....	(11-16) 69%.....
<b>RED-ZONE TOUCHDOWNS</b> .....	(21-38) 55%.....	(10-16) 63%.....
<b>PAT-ATTEMPTS</b> .....	(26-26) 100%.....	(21-21) 100%.....
<b>ATTENDANCE AVG</b> .....	99,301.....	78,592.....

	2018 SEASON	UNDER FISHER
Overall.....	5-3.....	5-3.....
Home.....	3-1.....	3-1.....
Away.....	1-2.....	1-2.....
Neutral.....	1-0.....	1-0.....
SEC.....	3-2.....	3-2.....
Non-Conference.....	2-1.....	2-1.....
Overtime.....	0-0.....	0-0.....
Day.....	2-1.....	2-1.....
Night.....	3-2.....	3-2.....
Televised.....	5-3.....	5-3.....
Non-Televised.....	0-0.....	0-0.....
vs Top 25.....	1-2.....	1-2.....
vs Top 15.....	1-2.....	1-2.....
vs Top 10.....	0-2.....	0-2.....
vs Top 5.....	0-2.....	0-2.....
Scores First.....	4-1.....	4-1.....
Opponent Scores First.....	1-2.....	1-2.....
Leading after 1st Qtr.....	4-0.....	4-0.....
Trailing after 1st Qtr.....	1-3.....	1-3.....
Tied after 1st Qtr.....	0-0.....	0-0.....
Leading at Half.....	4-1.....	4-1.....
Trailing at Half.....	0-2.....	0-2.....
Tied at Half.....	1-0.....	1-0.....
Leading after 3rd Qtr.....	3-0.....	3-0.....
Trailing after 3rd Qtr.....	0-3.....	0-3.....
Tied after 3rd Qtr.....	2-0.....	2-0.....
Wins Coin Toss.....	2-0.....	2-0.....
Loses Coin Toss.....	3-2.....	3-3.....
Natural Grass.....	4-3.....	4-3.....
Artificial Surface.....	1-0.....	1-0.....

## SCORE BY QUARTERS

	1st	2nd	3rd	4th	OT	Total
Texas A&M	41	81	46	65	6	239
Opponents	38	38	54	42	0	172

# TEXAS A&M GAME-BY-GAME STATISTICS

## OFFENSE

	Date	Opponent	RUSHING				RECEIVING				PASSING				KICK RETURNS				PUNT RETURNS				tot off
			No.	Yds	TD	Lg	No.	Yds	TD	Lg	C-A-I	Yds	TD	Lg	No	Yds	TD	Lg	No	Yds	TD	Lg	
AUG	30	NORTHWESTERN ST	61	503	5	73	23	255	3	34	23-35-0	255	3	34	1	13	0	13	3	9	0	4	758
SEPT	8	CLEMSON	32	71	0	23	23	430	3	69	23-40-0	430	3	69	2	34	0	18	2	25	0	14	501
	15	ULM	45	281	4	23	19	249	1	25	19-27-0	249	1	25	1	19	0	19	0	0	0	0	530
	22	at Alabama	28	130	1	54	23	263	1	26	23-44-2	263	1	26	1	15	0	15	0	0	0	0	393
	29	vs Arkansas	46	176	2	16	17	201	0	26	17-26-2	201	0	26	2	110	1	100	3	-2	0	1	377
OCT	6	KENTUCKY	45	164	1	21	18	226	2	46	18-30-1	226	2	46	1	12	0	12	4	65	0	43	390
	13	at South Carolina	40	105	1	16	25	353	1	53	25-37-0	353	1	53	2	48	0	25	2	15	0	15	458
	27	at Mississippi State	22	61	0	28	23	232	1	38	23-46-1	232	1	38	3	50	0	21	1	33	0	33	293
NOV	3	at Auburn																					
	10	OLE MISS																					
	17	UAB																					
	24	LSU																					
		TEXAS A&M	319	1491	14	73	171	2209	12	69	171-285-6	2209	12	69	13	301	1	100	15	145	0	43	3700
		OPPONENTS	207	714	7	76	133	1933	15	84	133-227-3	1933	15	84	8	141	0	29	10	68	0	32	2647

## DEFENSE

	Date	Opponent	TACKLES			TFL-Yds	SACKS	FUMBLES		Int-Yds	QBH	Pass Brk	Blkd Kick	Kicks Att-Mad	2-Pt Conv		Saf	Pts
			Solo	Ast	Total			FF	FR-Yds						Run	Rcv		
AUG	30	NORTHWESTERN ST	20	16	36	5.0-9	0.0-0	0	0-0	0-0	3	7	0	8-8	0	0	0	59
SEPT	8	CLEMSON	26	26	52	7.0-21	1.0-8	0	0-0	0-0	3	1	0	2-2	0	0	0	26
	15	ULM	27	30	57	6.0-18	4.0-13	0	0-0	1-0	2	4	1	6-6	0	0	0	48
	22	at Alabama	37	22	59	7.0-26	0.0-0	1	0-0	0-0	1	1	0	2-2	0	0	0	23
	29	vs Arkansas	25	22	47	9.0-32	5.0-25	0	0-0	1-0	2	4	0	3-3	0	0	0	24
OCT	6	KENTUCKY	26	24	50	8.0-32	6.0-25	2	0-0	0-0	3	2	0	2-2	0	0	0	20
	13	at South Carolina	30	8	38	2.0-13	1.0-10	1	1-0	1-0	4	3	0	2-2	0	0	0	26
	27	at Mississippi State	22	38	60	7.0-36	3.0-26	0	0-0	0-0	1	0	0	1-1	0	0	0	13
NOV	3	at Auburn																
	10	OLE MISS																
	17	UAB																
	24	LSU																
		TEXAS A&M	213	186	399	51.0-187	20.0-107	4	1-0	3-0	19	22	1	26-26	0	0	0	239
		OPPONENTS	340	256	596	51.0-211	26.0-160	6	4-49	6-44	39	31	1	21-21	0	2	0	172

## SPECIAL TEAMS

	Date	Opponent	No	Yds	Avg	PUNTING				FIELD GOALS				KICKOFFS					
						Long	Blkd	TB	FC	50+	I20	Att-Made	Lg	Blkd	No	Yds	Avg	TB	OB
AUG	30	NORTHWESTERN ST	2	105	52.5	60	0	1	0	1	1	1-1	52	0	10	645	64.5	6	0
SEPT	8	CLEMSON	5	275	55.0	73	0	1	1	2	1	4-2	40	1	5	325	65.0	4	0
	15	ULM	2	85	42.5	47	0	0	1	0	1	2-2	40	0	9	578	64.2	6	1
OCT	22	at Alabama	5	304	60.8	65	0	3	0	5	1	3-3	52	0	6	390	65.0	6	0
	29	vs Arkansas	4	195	48.8	65	0	1	2	2	2	3-1	30	0	5	325	65.0	4	0
	6	KENTUCKY	5	298	59.6	82	0	2	0	4	2	1-0	0	0	3	195	65.0	3	0
	13	at South Carolina	4	209	52.2	67	0	1	1	3	1	5-4	52	0	6	391	65.2	4	0
	27	at Mississippi State	4	155	38.8	54	0	0	1	1	1	3-2	41	0	4	260	65.0	4	0
NOV	3	at Auburn																	
	10	OLE MISS																	
	17	UAB																	
	24	LSU																	
		TEXAS A&M	31	1626	52.5	82	0	9	6	18	10	22-15	52	1	48	3109	64.8	37	1
		OPPONENTS	57	2423	42.5	63	0	1	22	18	19	7-3	47	1	32	1872	58.5	11	2

## RED ZONE

	Date	Opponent	Score	Times In RZ	Times Scored	Pts	Total TDs	Rush TDs	Pass TDs	FGs Made	Failed to score inside Red Zone					
											FGA	Downs	Int	Fumb	Half	Game
AUG	30	NORTHWESTERN STATE	W 59-7	7	6	42	6	3	3	0	0	0	0	0	1	0
SEPT	8	CLEMSON	L 26-28	4	3	17	2	0	2	1	1	0	0	0	0	0
	15	ULM	W 48-10	6	6	38	5	4	1	1	0	0	0	0	0	0
	22	at Alabama	L 23-45	5	4	20	2	1	1	2	0	0	0	0	1	0
	29	vs Arkansas	W 24-17	5	3	17	2	2	0	1	2	0	0	0	0	0
OCT	6	KENTUCKY	W 20-14	3	2	13	2	1	1	0	1	0	0	0	0	0
	13	at South Carolina	W 26-23	5	5	23	2	1	1	3	0	0	0	0	0	0
	27	at Mississippi State	L 13-28	3	2	6	0	0	0	2	0	0	1	0	0	0
NOV	3	at Auburn														
	10	OLE MISS														
	17	UAB														
	24	LSU														
		TEXAS A&M – 31 OF 38 (81.6%)		38	31	176	21	12	9	10	4	0	1	0	2	0
		OPPONENTS – 11 OF 16 (68.8%)		16	11	73	10	6	4	1	3	1	1	0	0	0

# OPPONENT GAME-BY-GAME STATISTICS

## OFFENSE

	Date	Opponent	RUSHING				RECEIVING				PASSING				KICK RETURNS				PUNT RETURNS				tot off
			No.	Yds	TD	Lg	No.	Yds	TD	Lg	C-A-I	Yds	TD	Lg	No	Yds	TD	Lg	No	Yds	TD	Lg	
AUG	30	NORTHWESTERN ST	13	21	0	6	18	230	1	71	18-35-0	230	1	71	3	66	0	29	1	0	0	0	251
SEPT	8	CLEMSON	32	115	2	28	17	298	2	64	17-27-0	298	2	64	1	16	0	16	2	9	0	9	413
	15	ULM	29	125	0	29	15	225	1	44	15-28-1	225	1	44	1	16	0	16	0	0	0	0	350
	22	at Alabama	28	109	2	35	25	415	4	57	25-33-0	415	4	57	0	0	0	0	2	25	0	15	524
	29	vs Arkansas	26	55	1	25	14	193	1	36	14-27-1	193	1	36	1	11	0	11	0	0	0	0	248
OCT	6	KENTUCKY	30	70	0	11	13	108	1	54	13-20-0	108	1	54	0	0	0	0	2	1	0	5	178
	13	at South Carolina	18	76	0	27	17	223	3	33	17-35-1	223	3	33	2	32	0	20	2	34	0	32	299
	27	at Mississippi State	31	143	2	76	14	241	2	84	14-22-0	241	2	84	0	0	0	0	1	-1	0	0	384
NOV	3	at Auburn																					
	10	OLE MISS																					
	17	UAB																					
	24	LSU																					
		OPPONENTS	207	714	7	76	133	1933	15	84	133-227-3	1933	15	84	8	141	0	29	10	68	0	32	2647
		TEXAS A&M	319	1491	14	73	171	2209	12	69	171-285-6	2209	12	69	13	301	1	100	15	145	0	43	3700

## DEFENSE

	Date	Opponent	Solo	TACKLES		TFL-Yds	SACKS No-Yds	FUMBLES		Int-Yds	QBH	Pass Brk	Blkd Kick	Kicks Att-Mad	2-Pt Conv		Saf	Pts
				Ast	Total			FF	FR-Yds						Run	Rcv		
AUG	30	NORTHWESTERN ST	52	50	102	3.0-20	2.0-17	2	1-6	0-0	3	1	0	1-1	0	0	0	7
SEPT	8	CLEMSON	41	24	65	10.0-41	4.0-19	3	2-3	0-0	6	6	1	4-4	0	0	0	28
	15	ULM	36	42	78	3.0-7	1.0-4	0	0-0	0-0	2	2	0	1-1	0	0	0	10
	22	at Alabama	38	22	60	10.0-34	7.0-31	0	0-0	2-20	12	5	0	6-6	0	0	0	45
	29	vs Arkansas	43	36	79	4.0-19	3.0-18	0	0-0	2-5	0	1	0	2-2	0	0	0	17
OCT	6	KENTUCKY	46	28	74	9.0-35	4.0-27	1	1-40	1-19	2	3	0	2-2	0	0	0	14
	13	at South Carolina	55	18	73	5.0-21	2.0-15	0	0-0	0-0	4	5	0	1-1	0	2	0	23
	27	at Mississippi State	28	38	66	7.0-34	3.0-29	0	0-0	1-0	11	7	0	4-4	0	0	0	28
NOV	3	at Auburn																
	10	OLE MISS																
	17	UAB																
	24	LSU																
		OPPONENTS	340	256	596	51.0-211	26.0-160	6	4-49	6-44	39	31	1	21-21	0	2	0	172
		TEXAS A&M	213	186	399	51.0-187	20.0-107	4	1-0	3-0	19	22	1	26-26	0	0	0	239

## SPECIAL TEAMS

			PUNTING							FIELD GOALS					KICKOFFS				
	Date	Opponent	No	Yds	Avg	Long	Blkd	TB	FC	50+	I20	Att-Made	Lg	Blkd	No	Yds	Avg	TB	OB
AUG	30	NORTHWESTERN ST	9	379	42.1	54	0	0	2	3	4	2-0	0	0	2	115	57.5	0	1
SEPT	8	CLEMSON	8	321	40.1	51	0	0	4	2	3	0-0	0	0	5	321	64.2	3	0
	15	ULM	6	223	37.2	42	0	1	4	0	1	2-1	27	1	3	171	57.0	1	0
	22	at Alabama	6	216	36.0	51	0	0	1	2	3	1-1	47	0	7	437	62.4	2	1
	29	vs Arkansas	8	346	43.2	50	0	0	3	2	1	1-1	47	0	4	188	47.0	0	0
OCT	6	KENTUCKY	10	487	48.7	63	0	0	4	4	3	1-0	0	0	3	179	59.7	2	0
	13	at South Carolina	6	304	50.7	61	0	0	4	5	3	0-0	0	0	3	190	63.3	1	0
	27	at Mississippi State	4	147	36.8	41	0	0	0	0	1	0-0	0	0	5	310	62.0	2	0
NOV	3	at Auburn																	
	10	OLE MISS																	
	17	UAB																	
	24	LSU																	
		OPPONENTS	57	2423	42.5	63	0	1	22	18	19	7-3	47	1	32	1872	58.5	11	2
		TEXAS A&M	31	1626	52.5	82	0	9	6	18	10	22-15	52	1	48	3109	64.8	37	1

## RED ZONE

	Date	Opponent	Score	Times In RZ	Times Scored	Pts	Total TDs	Rush TDs	Pass TDs	FGs Made	Failed to score inside Red Zone					
											FGA	Downs	Int	Fumb	Half	Game
AUG	30	NORTHWESTERN STATE	W 59-7	1	0	0	0	0	0	0	1	0	0	0	0	0
SEPT	8	CLEMSON	L 26-28	4	3	21	3	2	1	0	0	1	0	0	0	0
	15	ULM	W 48-10	3	2	10	1	0	1	1	1	0	0	0	0	0
	22	at Alabama	L 23-45	3	3	21	3	2	1	0	0	0	0	0	0	0
	29	vs Arkansas	W 24-17	1	1	7	1	1	0	0	0	0	0	0	0	0
OCT	6	KENTUCKY	W 20-14	1	0	0	0	0	0	0	1	0	0	0	0	0
	13	at South Carolina	W 26-23	2	1	7	1	0	1	0	0	0	1	0	0	0
	27	at Mississippi State	L 13-28	1	1	7	1	1	0	0	0	0	0	0	0	0
NOV	3	at Auburn														
	10	OLE MISS														
	17	UAB														
	24	LSU														
		OPPONENTS – 11 OF 16 (68.8%)		16	11	73	10	6	4	1	3	1	1	0	0	0
		TEXAS A&M – 31 OF 38 (81.6%)		38	31	176	21	12	9	10	4	0	1	0	2	0



# TEAM COMPARISON GAME-BY-GAME

	Date	Opponent	Score	Total	FIRST DOWNS			RUSHING	PASSING		TOTAL OFFENSE	Return Yards	Turnovers
					Rush	Pass	Pen	Number-Yards	Comp-Att-Int	Yards	Plays-Yards		
AUG	30	NORTHWESTERN ST	59-7	40/13	24/2	14/5	2/6	61-503/13-21	23-35-0/18-35-0	255/230	96-758/48-251	22/72	1/0
SEPT	8	CLEMSON	26-28	25/14	4/6	18/7	3/1	32-71/32-115	23-40-0/17-27-0	430/298	72-501/59-413	59/28	2/0
	15	ULM	48-10	32/15	18/7	12/7	2/1	45-281/29-125	19-27-0/15-28-1	249/225	72-530/57-350	19/16	0/1
	22	at Alabama	23-45	24/24	7/6	15/16	2/2	28-200/28-109	23-44-2/25-33-0	263/415	72-463/61-524	15/45	2/0
	29	vs Arkansas	24-17	24/11	11/3	10/8	3/0	46-176/26-55	17-26-2/14-27-1	201/193	72-377/53-248	108/16	2/1
OCT	6	KENTUCKY	20-14	21/8	10/5	9/3	2/0	45-164/30-70	18-30-1/13-20-0	226/108	75-390/50-178	77/60	2/0
	13	at South Carolina	26-23	25/19	9/6	15/8	1/5	40-105/18-76	25-37-0/17-35-1	353/223	77-458/53-299	63/66	0/2
	27	at Mississippi State	13-28	19/15	4/7	10/7	5/1	22-61/31-143	23-46-1/14-22-0	232/241	68-293/53-384	83/-1	1/0
NOV	3	at Auburn											
	10	OLE MISS											
	17	UAB											
	24	LSU											
TOTALS			239-172	208/119	85/42	103/61	20/16	319-1491/207-714	171-285-6/133-227-3	2209/1933	604-3700/434-2647	446/302	10/4

	Date	Opponent	3rd Down	4th Down	Time of	TOP	Avg	Avg	Avg	Punting	Penalties
			Conversions	Conversions	Possession	Margin	Yds/Rush	Yds/Pass	Yds/Play	Number-Avg	Number-Yards
AUG	30	NORTHWESTERN ST	8-11/1-12	0-0/0-0	41:03/18:57	22:06	8.2/1.6	7.3/6.6	7.9/5.2	2-52.5/9-42.1	8-95/11-93
SEPT	8	CLEMSON	6-16/4-13	0-0/0-1	33:52/26:08	7:44	2.2/3.6	10.8/11.0	7.0/7.0	5-55.0/8-40.1	5-32/4-49
	15	ULM	7-11/2-10	0-0/0-0	34:53/25:07	9:46	6.2/4.3	9.2/8.0	7.4/6.1	2-42.5/6-37.2	5-55/4-38
	22	at Alabama	3-12/4-10	0-0/0-0	32:36/27:24	5:12	7.1/3.9	6.0/12.6	6.4/8.6	5-60.8/6-36.0	4-50/9-82
	29	vs Arkansas	2-10/3-12	1-1/0-0	36:56/23:04	13:52	3.8/2.1	7.7/7.1	5.2/4.7	4-48.8/8-43.2	7-44/6-61
OCT	6	KENTUCKY	7-17/2-13	1-2/0-0	34:58/25:02	9:56	3.6/2.3	7.5/5.4	5.2/3.6	5-59.6/10-48.7	6-25/8-52
	13	at South Carolina	3-13/2-9	0-0/1-1	42:20/17:40	24:40	2.6/4.2	9.5/6.4	5.9/5.6	4-52.2/6-50.7	12-117/4-39
	27	at Mississippi State	4-14/7-12	0-2/0-1	32:52/27:08	5:44	2.8/4.6	5.0/11.0	4.3/7.2	4-38.8/4-36.8	7-40/10-95
NOV	3	at Auburn									
	10	OLE MISS									
	17	UAB									
	24	LSU									
TOTALS			40-104/25-91	2-5/1-3	289:30/190:30	99:00	4.7/3.4	7.8/8.5	6.1/6.1	31-52.5/57-42.5	458/509

numbers formatted in team/opponent format

# TEXAS A&M INDIVIDUAL STATISTICS

## RUSHING

	GP	Att	Gain	Loss	Net	Avg	TD	Long	Avg/G
5 T. Williams	8	149	855	31	824	5.5	8	73	103.0
11 Kellen Mond	8	92	429	172	257	2.8	4	54	32.1
7 Jashaun Corbin	7	36	203	1	202	5.6	1	28	28.9
22 Kwame Etwi	5	14	103	1	102	7.3	1	17	20.4
3 Vernon Jackson	7	7	49	0	49	7.0	0	22	7.0
23 Jacob Kibodi	2	3	26	0	26	8.7	0	15	13.0
21 Deneric Prince	1	2	21	0	21	10.5	0	18	21.0
8 Connor Blumrick	1	3	20	0	20	6.7	0	19	20.0
26 Charles Strong Jr.	1	4	12	0	12	3.0	0	6	12.0
1 Quartney Davis	8	1	11	0	11	11.0	0	11	1.4
12 C. Gillaspia	8	1	5	0	5	5.0	0	5	0.6
17 Nick Starkel	4	1	0	6	-6	-6.0	0	0	-1.5
TOTAL	8	319	1734	243	1491	4.7	14	73	186.4
OPPONENTS	8	207	897	183	714	3.4	7	76	89.2

## PASSING

	GP	Effic	Cmp-Att-Int	Pct	Yds	TD	Lng	Avg/G
11 Kellen Mond	8	134.61	155-260-6	59.6	2032	11	69	254.0
17 Nick Starkel	4	147.71	15-22-0	68.2	169	1	25	42.2
8 Connor Blumrick	1	167.20	1-1-0	100.0	8	0	8	8.0
TOTAL	8	134.79	171-285-6	60.0	2209	12	69	276.1
OPPONENTS	8	149.28	133-227-3	58.6	1933	15	84	241.6

## RECEIVING

	GP	No.	Yds	Avg	TD	Long	Avg/G
81 J. Sternberger	8	31	509	16.4	6	53	63.6
1 Quartney Davis	8	30	369	12.3	3	34	46.1
14 Camron Buckley	8	25	359	14.4	0	69	44.9
5 T. Williams	8	17	182	10.7	0	38	22.8
13 Kendrick Rogers	7	16	225	14.1	2	30	32.1
2 Jhamon Ausbon	5	15	221	14.7	0	26	44.2
9 Hezekiah Jones	8	14	126	9.0	0	18	15.8
7 Jashaun Corbin	7	9	69	7.7	0	15	9.9
6 Roshauud Paul	8	6	70	11.7	0	25	8.8
12 C. Gillaspia	8	3	25	8.3	0	21	3.1
22 Kwame Etwi	5	1	16	16.0	0	16	3.2
10 Jalen Preston	8	1	14	14.0	1	14	1.8
80 Trevor Wood	8	1	8	8.0	0	8	1.0
46 Ryan Renick	7	1	8	8.0	0	8	1.1
30 Andrew Boykin	1	1	8	8.0	0	8	8.0
TOTAL	8	171	2209	12.9	12	69	276.1
OPPONENTS	8	133	1933	14.5	15	84	241.6

## TOTAL OFFENSE

	GP	Plays	Rush	Pass	Total	Avg/G
11 Kellen Mond	8	352	257	2032	2289	286.1
5 T. Williams	8	149	824	0	824	103.0
7 Jashaun Corbin	7	36	202	0	202	28.9
17 Nick Starkel	4	23	-6	169	163	40.8
22 Kwame Etwi	5	14	102	0	102	20.4
3 Vernon Jackson	7	7	49	0	49	7.0
8 Connor Blumrick	1	4	20	8	28	28.0
23 Jacob Kibodi	2	3	26	0	26	13.0
21 Deneric Prince	1	2	21	0	21	21.0
26 Charles Strong Jr.	1	4	12	0	12	12.0
1 Quartney Davis	8	1	11	0	11	1.4
12 C. Gillaspia	8	1	5	0	5	0.6
TOTAL	8	604	1491	2209	3700	462.5
OPPONENTS	8	434	714	1933	2647	330.9

# TEXAS A&M INDIVIDUAL STATISTICS

## ALL-PURPOSE

		G	Rush	Rec	PR	KOR	IR	Tot	Avg/G
5	T. Williams	8	824	182	0	0	0	1006	125.8
81	J. Sternberger	8	0	509	0	0	0	509	63.6
7	Jashaun Corbin	7	202	69	0	198	0	469	67.0
1	Quartney Davis	8	11	369	0	0	0	380	47.5
14	Camron Buckley	8	0	359	0	0	0	359	44.9
6	Roshauud Paul	8	0	70	145	43	0	258	32.2
11	Kellen Mond	8	257	0	0	0	0	257	32.1
13	Kendrick Rogers	7	0	225	0	0	0	225	32.1
2	Jhamon Ausbon	5	0	221	0	0	0	221	44.2
22	Kwame Etwi	5	102	16	0	50	0	168	33.6
9	Hezekiah Jones	8	0	126	0	0	0	126	15.8
3	Vernon Jackson	7	49	0	0	0	0	49	7.0
12	C. Gillaspia	8	5	25	0	0	0	30	3.8
23	Jacob Kibodi	2	26	0	0	0	0	26	13.0
21	Deneric Prince	1	21	0	0	0	0	21	21.0
8	Connor Blumrick	1	20	0	0	0	0	20	20.0
46	Ryan Renick	7	0	8	0	10	0	18	2.6
10	Jalen Preston	8	0	14	0	0	0	14	1.8
26	Charles Strong Jr.	1	12	0	0	0	0	12	12.0
80	Trevor Wood	8	0	8	0	0	0	8	1.0
30	Andrew Boykin	1	0	8	0	0	0	8	8.0
17	Nick Starkel	4	-6	0	0	0	0	-6	-1.5
TOTAL		8	1491	2209	145	301	0	4146	518.2
OPPONENTS		8	714	1933	68	141	44	2900	362.5

## FIELD GOALS

		FGM-FGA	Pct	01-19	20-29	30-39	40-49	50-99	Lg	Blk
47	Seth Small	12-17	70.6	0-0	2-2	6-8	2-5	2-2	52	0
36	Daniel LaCamera	3-5	60.0	0-0	0-1	0-0	2-2	1-2	52	1
TOTAL		15-22	68.1	0-0	2-3	6-8	4-7	3-4	52	1
FG SEQUENCE		TEXAS A&M				OPPONENTS				
		NORTHWESTERN ST				47,39				
		CLEMSON				-				
		ULM				(27),28				
		at Alabama				(47)				
		vs Arkansas				(47)				
		KENTUCKY				43				
		at South Carolina				-				
		at Mississippi State				-				
		at Auburn				-				
		OLE MISS								
		UAB								
		LSU								

Numbers in (parentheses) indicate field goal was made. \* blocked

## PUNTING

		No.	Yds	Avg	Long	TB	FC	I20	50+	Blkd
34	Braden Mann	31	1626	52.5	82	9	6	10	18	0
TOTAL		31	1626	52.5	82	9	6	10	18	0
OPPONENTS		57	2423	42.5	63	1	22	19	18	0

## KICKOFFS

		No.	Yds	Avg	TB	OB	Retn	Net	YdLn
34	Braden Mann	48	3109	64.8	37	1			
TOTAL		48	3109	64.8	37	1	141	42.6	22
OPPONENTS		32	1872	58.5	11	2	301	40.5	24

## SCORING

		PATs								
		TD	FGs	Kick	Rush	Rcv	Pass	DXP	Saf	Points
47	Seth Small	0	12-17	16-16	0-0	0	0-0	0	0	52
5	T. Williams	8	0-0	0-0	0-0	0	0-0	0	0	48
81	J. Sternberger	6	0-0	0-0	0-0	0	0-0	0	0	36
11	Kellen Mond	4	0-0	0-0	0-0	0	0-1	0	0	24
36	Daniel LaCamera	0	3-5	10-10	0-0	0	0-0	0	0	19
1	Quartney Davis	3	0-0	0-0	0-0	0	0-0	0	0	18
13	Kendrick Rogers	2	0-0	0-0	0-0	0	0-0	0	0	12
7	Jashaun Corbin	2	0-0	0-0	0-0	0	0-0	0	0	12
10	Jalen Preston	1	0-0	0-0	0-0	0	0-0	0	0	6
22	Kwame Etwi	1	0-0	0-0	0-0	0	0-0	0	0	6
25	Tyrel Dodson	1	0-0	0-0	0-0	0	0-0	0	0	6
TOTAL		28	15-22	26-26	0-0	0	0-1	0	0	239
OPPONENTS		23	3-7	21-21	0-0	2	2-2	0	0	172

## INTERCEPTIONS

		No.	Yds	Avg	TD	Long
6	Donovan Wilson	1	0	0.0	0	0
11	Larry Pryor	1	0	0.0	0	0
21	Charles Oliver	1	0	0.0	0	0
TOTAL		3	0	0.0	0	0
OPPONENTS		6	44	7.3	0	20

## PUNT RETURNS

		No.	Yds	Avg	TD	Long
6	Roshauud Paul	15	145	9.7	0	43
TOTAL		15	145	9.7	0	43
OPPONENTS		10	68	6.8	0	32

## KICK RETURNS

		No.	Yds	Avg	TD	Long
7	Jashaun Corbin	6	198	33.0	1	100
6	Roshauud Paul	3	43	14.3	0	18
22	Kwame Etwi	3	50	16.7	0	19
46	Ryan Renick	1	10	10.0	0	10
TOTAL		13	301	23.2	1	100
OPPONENTS		8	141	17.6	0	29

## FUMBLE RETURNS

		No.	Yds	Avg	TD	Long
25	Tyrel Dodson	0	0	0.0	1	0
TOTAL		0	0	0.0	1	0
OPPONENTS		3	49	16.3	1	40

# TEXAS A&M DEFENSIVE STATISTICS

	GP	Tackles			TFL/Yds	Sacks No-Yds	Pass Def			Fumbles		Blkd Kick	Saf
		Solo	Ast	Total			Int-Yds	BrUp	QBH	Rcv-Yds	FF		
42 Otaru Alaka	8	24	25	49	8.5-29	1.0-9	.	1	2	.	1	.	.
6 Donovan Wilson	8	20	20	40	2.0-12	1.0-8	1-0	.	.	.	.	.	.
25 Tyrel Dodson	8	24	13	37	2.0-3	0.5-0	.	2	1	1-0	.	.	.
26 D. Capers-Smith	8	19	14	33	3.5-7	.	.	2	.	.	.	.	.
46 Landis Durham	8	16	17	33	7.5-31	5.0-28	.	1	4	.	.	.	.
8 Kingsley Keke	8	11	20	31	7.5-28	5.0-19	.	.	1	.	.	.	.
21 Charles Oliver	8	13	8	21	2.0-6	.	1-0	5	1	.	.	.	.
4 Derrick Tucker	8	15	6	21	.	.	.	1	.	.	.	.	.
52 J. Madubuike	8	9	11	20	6.0-29	3.5-18	.	1	4	.	2	.	.
29 Debione Renfro	8	16	1	17	.	.	.	3	.	.	.	.	.
34 Daylon Mack	8	8	8	16	3.5-15	2.0-11	.	1	3	.	.	1	.
1 Buddy Johnson	7	5	9	14	3.0-5	.	.	.	.	.	.	.	.
5 Bobby Brown, III	8	3	6	9	1.0-3	.	.	.	1	.	.	.	.
11 Larry Pryor	8	5	3	8	1.0-1	.	1-0	.	.	.	.	.	.
3 Tyree Johnson	8	1	6	7	0.5-1	.	.	.	2	.	.	.	.
9 Leon O'Neal Jr.	8	4	3	7	1.0-3	.	.	.	.	.	.	.	.
14 Keldrick Carper	6	4	2	6	.	.	.	2	.	.	.	.	.
28 Travon Fuller	8	3	1	4	.	.	.	.	.	.	.	.	.
92 Jayden Peevy	8	1	3	4	1.0-12	1.0-12	.	1	.	.	.	.	.
12 C. Gillaspia	8	4	.	4	.	.	.	.	.	.	.	.	.
16 Brian Johnson	8	.	3	3	.	.	.	.	.	.	.	.	.
45 Austin Frey	8	.	2	2	.	.	.	.	.	.	.	.	.
56 Keeath Magee II	2	1	1	2	.	.	.	.	.	.	.	.	.
93 Max Wright	8	.	2	2	.	.	.	.	.	.	.	.	.
34 Braden Mann	8	2	.	2	.	.	.	.	.	.	1	.	.
11 Kellen Mond	8	1	1	2	.	.	.	.	.	.	.	.	.
15 Jeremiah Martin	8	1	.	1	.	.	.	.	.	.	.	.	.
1 Quartney Davis	8	.	1	1	.	.	.	.	.	.	.	.	.
90 T.D. Moton	2	1	.	1	1.0-2	1.0-2	.	.	.	.	.	.	.
9 Hezekiah Jones	8	1	.	1	.	.	.	.	.	.	.	.	.
73 Jared Hocker	8	1	.	1	.	.	.	.	.	.	.	.	.
27 Roney Elam	8	.	.	.	.	.	.	1	.	.	.	.	.
10 Myles Jones	7	.	.	.	.	.	.	1	.	.	.	.	.
<b>TOTAL</b>	<b>8</b>	<b>213</b>	<b>186</b>	<b>399</b>	<b>51-187</b>	<b>20-107</b>	<b>3-0</b>	<b>22</b>	<b>19</b>	<b>1-0</b>	<b>4</b>	<b>1</b>	.
<b>OPPONENTS</b>	<b>8</b>	<b>340</b>	<b>256</b>	<b>596</b>	<b>51.0-211</b>	<b>26-160</b>	<b>6-44</b>	<b>31</b>	<b>39</b>	<b>4-49</b>	<b>6</b>	<b>1</b>	.

## LEADERS

### SOLO TACKLES

42 O. Alaka.....	24
25 T. Dodson.....	24
6 D. Wilson.....	20
26 D. Capers-Smith.....	19
46 L. Durham.....	16

### ASSISTED TACKLES

42 O. Alaka.....	25
6 D. Wilson.....	20
8 K. Keke.....	20
46 L. Durham.....	17
26 D. Capers-Smith.....	14

### TACKLES FOR LOSS/YDS

42 O. Alaka.....	8.5/29
46 L. Durham.....	7.5/31
8 K. Keke.....	7.5/28
52 J. Madubuike.....	6.0/29
34 D. Mack.....	3.5/15

### QB SACKS/YDS

46 L. Durham.....	5.0/28
8 K. Keke.....	5.0/19
52 J. Madubuike.....	3.5/18
34 D. Mack.....	2.0/11
92 J. Peevy.....	1.0/12

### SPECIAL TEAMS TACKLES

12 C. Gillaspia.....	4
6 D. Wilson.....	3
16 B. Johnson.....	3
9 L. O'Neal.....	2
(Five Tied).....	1



# PARTICIPATION CHART

	Name	GP/GS	NSU	CLEM	ULM	BAMA	ARK	UK	SC	MSU	AUB	OM	UAB	LSU
9	Leon ONeal Jr.	8/-	XXX	XXX	XXX	XXX	XXX	XXX	XXX	XXX				
42	Otar Alaka	8/8	START	START	START	START	START	START	START	START				
51	Riley Anderson	2/-	XXX	...	XXX	...	...	...	...	...				
2	Jhamon Ausbon	5/5	START	START	START	START	START	...	...	...				
63	Cagan Baldree	1/-	XXX	...	...	...	...	...	...	...				
86	Glen Beal	6/-	XXX	...	XXX	XXX	XXX	XXX	XXX	...				
72	Colton Blanton	2/-	XXX	...	...	XXX	...	...	...	...				
8	Connor Blumrick	1/-	XXX	...	...	...	...	...	...	...				
30	Andrew Boykin	1/-	XXX	...	...	...	...	...	...	...				
5	Bobby Brown	8/-	XXX	XXX	XXX	XXX	XXX	XXX	XXX	XXX				
14	Camron Buckley	8/2	XXX	XXX	START	XXX	XXX	XXX	XXX	START				
26	D. Capers-Smith	8/7	START	START	START	START	XXX	START	START	START				
14	Keldrick Carper	6/-	XXX	XXX	...	...	XXX	XXX	XXX	XXX				
82	Caleb Chapman	2/-	XXX	XXX	...	...	...	...	...	...				
16	Klyde Chriss	3/-	XXX	...	XXX	...	...	...	...	XXX				
7	Jashaun Corbin	7/1	XXX	...	XXX	XXX	XXX	XXX	START	XXX				
1	Quartney Davis	8/7	START	XXX	START	START	START	START	START	START				
7	Mohamed Diallo	1/-	XXX	...	...	...	...	...	...	...				
74	Kellen Diesch	5/-	XXX	...	XXX	XXX	...	...	XXX	XXX				
25	Tyrel Dodson	8/8	START	START	START	START	START	START	START	START				
46	Landis Durham	8/8	START	START	START	START	START	START	START	START				
68	J. Dworaczyk	2/-	XXX	...	XXX	...	...	...	...	...				
27	Roney Elam	8/-	XXX	XXX	XXX	XXX	XXX	XXX	XXX	XXX				
94	Landry Estes	1/-	...	...	XXX	...	...	...	...	...				
22	Kwame Etwi	5/-	XXX	XXX	XXX	XXX	...	...	...	XXX				
45	Austin Frey	8/-	XXX	XXX	XXX	XXX	XXX	XXX	XXX	XXX				
28	Travon Fuller	8/-	XXX	XXX	XXX	XXX	XXX	XXX	XXX	XXX				
35	Riley Garner	8/-	XXX	XXX	XXX	XXX	XXX	XXX	XXX	XXX				
12	C. Gillaspia	8/2	START	XXX	XXX	START	XXX	XXX	XXX	XXX				
54	Carson Green	8/8	START	START	START	START	START	START	START	START				
73	Jared Hocker	8/8	START	START	START	START	START	START	START	START				
85	Camron Horry	1/-	XXX	...	...	...	...	...	...	...				
18	Antonio Howard	1/-	XXX	...	...	...	...	...	...	...				
56	Keeath Magee II	2/-	XXX	...	XXX	...	...	...	...	...				
19	A. Hines III	1/-	...	XXX	...	...	...	...	...	...				
3	Vernon Jackson	7/-	XXX	XXX	...	XXX	XXX	XXX	XXX	XXX				
16	Brian Johnson	8/-	XXX	XXX	XXX	XXX	XXX	XXX	XXX	XXX				
1	Buddy Johnson	7/2	XXX	...	XXX	XXX	START	XXX	XXX	START				
3	Tyree Johnson	8/-	XXX	XXX	XXX	XXX	XXX	XXX	XXX	XXX				
9	Hezekiah Jones	8/2	XXX	XXX	XXX	XXX	XXX	XXX	START	START				
10	Myles Jones	7/-	XXX	...	XXX	XXX	XXX	XXX	XXX	XXX				
8	Kingsley Keke	8/8	START	START	START	START	START	START	START	START				
23	Jacob Kibodi	2/-	XXX	...	...	XXX	...	...	...	...				
36	Daniel LaCamera	2/-	XXX	XXX	...	...	...	...	...	...				
70	Connor Lanfear	6/-	XXX	...	XXX	XXX	XXX	XXX	...	XXX				
30	Daylon Mack	8/8	START	START	START	START	START	START	START	START				
52	J. Madubuike	8/8	START	START	START	START	START	START	START	START				
34	Braden Mann	8/-	XXX	XXX	XXX	XXX	XXX	XXX	XXX	XXX				
15	Jeremiah Martin	8/-	XXX	XXX	XXX	XXX	XXX	XXX	XXX	XXX				
20	Reese Mason	1/-	XXX	...	...	...	...	...	...	...				
77	Ryan McCollum	7/2	XXX	...	XXX	XXX	XXX	XXX	START	START				
64	Erik McCoy	8/8	START	START	START	START	START	START	START	START				
49	Ben Miles	1/-	...	...	XXX	...	...	...	...	...				
11	Kellen Mond	8/8	START	START	START	START	START	START	START	START				
65	Dan Moore	8/8	START	START	START	START	START	START	START	START				
23	Jordan Moore	4/-	XXX	XXX	XXX	...	XXX	...	...	...				
90	T.D. Moton	2/-	XXX	...	XXX	...	...	...	...	...				
21	Charles Oliver	8/8	START	START	START	START	START	START	START	START				
39	Jake Pagel	1/-	...	...	XXX	...	...	...	...	...				
6	Roshaud Paul	8/-	XXX	XXX	XXX	XXX	XXX	XXX	XXX	XXX				
92	Jayden Peevy	8/-	XXX	XXX	XXX	XXX	XXX	XXX	XXX	XXX				
76	Colton Prater	7/-	XXX	...	XXX	XXX	XXX	XXX	XXX	XXX				
10	Jalen Preston	8/-	XXX	XXX	XXX	XXX	XXX	XXX	XXX	XXX				
21	Deneric Prince	1/-	XXX	...	...	...	...	...	...	...				
11	Larry Pryor	8/-	XXX	XXX	XXX	XXX	XXX	XXX	XXX	XXX				
71	Grayson Reed	3/-	XXX	...	XXX	XXX	...	...	...	...				
29	Debione Renfro	8/8	START	START	START	START	START	START	START	START				
46	Ryan Renick	7/-	XXX	...	XXX	XXX	XXX	XXX	XXX	XXX				
99	Josh Rogers	3/-	XXX	XXX	XXX	...	...	...	...	...				
13	Kendrick Rogers	7/2	XXX	START	...	XXX	XXX	START	XXX	XXX				
47	Seth Small	6/-	...	...	XXX	XXX	XXX	XXX	XXX	XXX				
32	Hunter Smith	1/-	XXX	...	...	...	...	...	...	...				
17	Nick Starkel	4/-	XXX	XXX	XXX	XXX	...	...	...	...				
81	J. Sternberger	8/8	START	START	START	START	START	START	START	START				
26	Charles Strong	1/-	XXX	...	...	...	...	...	...	...				
78	K. Sutherland	7/6	START	START	START	START	START	START	...	XXX				
4	Derrick Tucker	8/8	START	START	START	START	START	START	START	START				
30	Cade Williams	1/-	XXX	...	...	...	...	...	...	...				
5	T. Williams	8/8	START	START	START	START	START	START	START	START				
6	Donovan Wilson	8/7	START	START	START	START	START	START	START	XXX				
80	Trevor Wood	8/3	XXX	START	XXX	XXX	START	START	XXX	XXX				
93	Max Wright	8/-	XXX	XXX	XXX	XXX	XXX	XXX	XXX	XXX				

# RUSHING/RECEIVING/PASSING GAME-BY-GAME

## RUSHING

	Name	No-Yds/TD	NSU	CLEM	ULM	BAMA	ARK	UK	SC	MSU	AUB	OM	UAB	LSU
5	T. Williams	149-824/8	20-240/3	17-31/0	22-128/1	8-31/0	29-152/2	24-138/1	19-78/1	10-26/0				
11	Kellen Mond	92-257/4	6-3/1	10-33/0	9-67/2	18-98/1	11-14/0	16-15/0	13-25/0	9-2/0				
7	Jashaun Corbin	36-202/1	8-49/0	DNP	10-64/1	2-1/0	4-12/0	4-22/0	5-21/0	3-33/0				
22	Kwame Etwi	14-102/1	8-83/1	3-8/0	3-11/0	-	DNP	DNP	DNP	-				
3	Vernon Jackson	7-49/0	7-49/0	-	DNP	-	-	-	-	-				
23	Jacob Kibodi	3-26/0	3-26/0	DNP	DNP	-	DNP	DNP	DNP	DNP				
21	Deneric Prince	2-21/0	2-21/0	DNP	DNP	DNP	DNP	DNP	DNP	DNP				
8	Connor Blumrick	3-20/0	3-20/0	DNP	DNP	DNP	DNP	DNP	DNP	DNP				
26	Charles Strong	4-12/0	4-12/0	DNP	DNP	DNP	DNP	DNP	DNP	DNP				
1	Quartney Davis	1-11/0	-	-	1-11/0	-	-	-	-	-				
12	C. Gillaspia	1-5/0	-	1-5/0	-	-	-	-	-	-				
17	Nick Starkel	1-6/0	-	1-6/0	-	-	DNP	DNP	DNP	DNP				

## RECEIVING

	Name	No-Yds/TD	NSU	CLEM	ULM	BAMA	ARK	UK	SC	MSU	AUB	OM	UAB	LSU
81	J. Sternberger	31-509/6	5-56/2	2-48/0	3-42/1	3-59/1	4-51/0	5-95/1	7-145/1	2-13/0				
1	Quartney Davis	30-369/3	-	2-39/1	4-53/0	5-59/0	1-8/0	3-24/1	9-127/0	6-59/1				
14	Camron Buckley	25-359/0	3-44/0	4-93/0	2-28/0	4-41/0	5-72/0	1-7/0	3-44/0	3-30/0				
13	Kendrick Rogers	16-225/2	2-33/0	7-120/2	DNP	4-38/0	-	2-13/0	-	1-21/0				
2	Jhamon Ausbon	15-221/0	6-81/0	3-61/0	4-59/0	1-15/0	1-5/0	DNP	DNP	DNP				
5	T. Williams	17-182/0	1-2/0	3-40/0	-	1-6/0	1-13/0	6-72/0	1-4/0	4-45/0				
9	Hezekiah Jones	14-126/0	-	-	2-18/0	-	4-33/0	-	3-24/0	5-51/0				
6	Roshauud Paul	6-70/0	1-2/0	-	4-49/0	-	1-19/0	-	-	-				
7	Jashaun Corbin	9-69/0	1-8/0	DNP	-	3-24/0	-	1-15/0	2-9/0	2-13/0				
12	C. Gillaspia	3-25/0	1--1/0	1-21/0	-	1-5/0	-	-	-	-				
22	Kwame Etwi	1-16/0	-	-	-	1-16/0	DNP	DNP	DNP	-				
10	Jalen Preston	1-14/1	1-14/1	-	-	-	-	-	-	-				
30	Andrew Boykin	1-8/0	1-8/0	DNP	DNP	DNP	DNP	DNP	DNP	DNP				
80	Trevor Wood	1-8/0	-	1-8/0	-	-	-	-	-	-				
46	Ryan Renick	1-8/0	1-8/0	DNP	-	-	-	-	-	-				

## PASSING

### #11 KELLEN MOND

	Att	Comp	Int	Pct	Yards	TD	Long	Sack	Yds	Effic
NSU	25	17	0	68.0	184	2	34	2	17	156.2
CLEMSON	40	23	0	57.5	430	3	69	3	13	172.5
ULM	24	16	0	66.7	210	1	25	1	4	153.9
at Alabama	33	16	2	48.5	196	1	26	7	31	96.3
vs Arkansas	26	17	2	65.4	201	0	26	3	18	114.9
KENTUCKY	29	18	1	62.1	226	2	46	4	27	143.4
at South Carolina	37	25	0	67.6	353	1	53	2	15	156.6
at Mississippi St	46	23	1	50.0	232	1	38	3	29	95.2
at Auburn										
OLE MISS										
UAB										
LSU										
TOTALS	260	155	6	59.6	2032	11	69	25	154	134.6

### #17 NICK STARKEL

	Att	Comp	Int	Pct	Yards	TD	Long	Sack	Yds	Effic
NSU	8	5	0	62.5	63	1	20	0	0	169.9
CLEMSON	0	0	0	0	0	0	0	1	0	0
ULM	3	3	0	100.0	39	0	25	0	0	209.2
at Alabama	11	7	0	63.6	67	0	16	0	0	114.8
vs Arkansas										- Did Not Play -
KENTUCKY										- Did Not Play -
at South Carolina										- Did Not Play -
at Mississippi St										- Did Not Play -
at Auburn										
OLE MISS										
UAB										
LSU										
TOTALS	22	15	0	68.2	169	1	25	1	6	147.7

### #8 CONNOR BLUMRICK

	Att	Comp	Int	Pct	Yards	TD	Long	Sack	Yds	Effic
NSU	1	1	0	100.0	8	0	8	0	0	167.2
CLEMSON										- Did Not Play -
ULM										- Did Not Play -
at Alabama										- Did Not Play -
vs Arkansas										- Did Not Play -
KENTUCKY										- Did Not Play -
at South Carolina										- Did Not Play -
at Mississippi St										- Did Not Play -
at Auburn										
OLE MISS										
UAB										
LSU										
TOTALS	1	1	0	100.0	8	0	8	0	0	167.2

# TACKLES GAME-BY-GAME

	Name	Solo-Ast	Total	NSU	CLEM	ULM	BAMA	ARK	UK	SC	MSU	AUB	OM	UAB	LSU
42	Otaru Alaka	24-25	49	0-1	3-7	2-3	5-1	3-4	4-2	5-0	2-7				
6	Donovan Wilson	20-20	40	1-2	3-3	3-3	0-2	2-1	4-8	7-0	0-1				
25	Tyrel Dodson	24-13	37	2-2	5-2	2-2	4-0	1-2	2-2	3-0	5-3				
26	D. Capers-Smith	19-14	33	-	3-1	1-2	4-4	5-2	0-2	3-2	3-1				
46	Landis Durham	16-17	33	1-0	1-2	4-2	4-3	2-3	0-5	2-0	2-2				
8	Kingsley Keke	11-20	31	1-1	1-3	1-4	1-3	1-3	4-1	2-0	0-5				
21	Charles Oliver	13-8	21	1-2	4-2	-	4-2	1-2	1-0	1-0	1-0				
4	Derrick Tucker	15-6	21	1-0	2-1	5-1	4-1	3-1	-	-	0-2				
52	J. Madubuike	9-11	20	-	2-1	2-0	1-3	2-2	2-1	0-1	0-3				
29	Debione Renfro	16-1	17	1-0	1-0	3-0	3-0	1-0	1-1	-	6-0				
34	Daylon Mack	8-8	16	1-1	0-1	0-1	1-0	2-1	3-0	1-1	0-3				
1	Buddy Johnson	5-9	14	3-1	DNP	0-1	1-0	-	0-1	-	1-6				
5	Bobby Brown	3-6	9	1-1	-	0-2	-	0-1	0-1	2-0	0-1				
11	Larry Pryor	5-3	8	2-0	-	0-1	2-2	-	-	-	1-0				
9	Leon ONeal Jr.	4-3	7	1-1	-	1-1	2-0	-	-	0-1	-				
3	Tyree Johnson	1-6	7	-	0-2	1-3	-	-	-	-	0-1				
14	Keldrick Carper	4-2	6	0-1	0-1	DNP	DNP	-	2-0	2-0	-				
12	C. Gillaspia	4-0	4	-	-	-	-	1-0	2-0	1-0	-				
92	Jayden Peevy	1-3	4	-	-	0-1	0-1	-	-	-	1-1				
28	Travon Fuller	3-1	4	2-1	-	1-0	-	-	-	-	-				
16	Brian Johnson	0-3	3	-	-	0-1	-	-	-	0-2	-				
34	Braden Mann	2-0	2	-	1-0	-	-	-	-	1-0	-				
93	Max Wright	0-2	2	0-1	-	0-1	-	-	-	-	-				
11	Kellen Mond	1-1	2	-	-	-	-	-	1-0	-	0-1				
56	Keeath Magee II	1-1	2	1-0	DNP	0-1	DNP	DNP	DNP	DNP	DNP				
45	Austin Frey	0-2	2	0-1	-	0-1	-	-	-	-	0-1				
15	Jeremiah Martin	1-0	1	1-0	-	-	-	-	-	-	-				
1	Quartney Davis	0-1	1	-	-	-	-	-	-	0-1	-				
90	T.D. Moton	1-0	1	-	DNP	1-0	DNP	DNP	DNP	DNP	DNP				
9	Hezekiah Jones	1-0	1	-	-	-	-	1-0	-	-	-				
73	Jared Hocker	1-0	1	-	-	-	1-0	-	-	-	-				



# SEASON SUPERLATIVES

## TEXAS A&M

### INDIVIDUAL GAME HIGHS

Rushes	29	T. Williams vs Arkansas (Sep 29, 2018)
Yards Rushing	240	T. Williams vs NSU (Aug 30, 2018)
TD Rushes	3	T. Williams vs NSU (Aug 30, 2018)
Long Rush	73	T. Williams vs NSU (Aug 30, 2018)
Pass attempts	46	Kellen Mond at Mississippi State (Oct 27, 2018)
Pass completions	25	Kellen Mond at South Carolina (Oct 13, 2018)
Yards Passing	430	Kellen Mond vs Clemson (Sep 08, 2018)
TD Passes	3	Kellen Mond vs Clemson (Sep 08, 2018)
Long Pass	69	Kellen Mond vs Clemson (Sep 08, 2018)
Receptions	9	Quartney Davis at South Carolina (Oct 13, 2018)
Yards Receiving	145	J. Sternberger at South Carolina (Oct 13, 2018)
TD Receptions	2	J. Sternberger vs NSU (Aug 30, 2018)
		Kendrick Rogers vs Clemson (Sep 08, 2018)
Long Reception	69	Camron Buckley vs Clemson (Sep 08, 2018)
Field Goals	4	Seth Small at South Carolina (Oct 13, 2018)
Long Field Goal	52	Daniel LaCamera vs NSU (Aug 30, 2018)
		Seth Small at Alabama (Sep 22, 2018)
		Seth Small at South Carolina (Oct 13, 2018)
Punts	5	Braden Mann vs Clemson (Sep 08, 2018)
		Braden Mann at Alabama (Sep 22, 2018)
		Braden Mann vs Kentucky (Oct 06, 2018)
Punting Avg	60.8	Braden Mann at Alabama (Sep 22, 2018)
Long Punt	82	Braden Mann vs Kentucky (Oct 06, 2018)
Punts inside 20	2	Braden Mann vs Arkansas (Sep 29, 2018)
		Braden Mann vs Kentucky (Oct 06, 2018)
Long Punt Return	43	Roshauud Paul vs Kentucky (Oct 06, 2018)
Long Kickoff Return	100	Jashaun Corbin vs Arkansas (Sep 29, 2018)
Tackles	12	Donovan Wilson vs Kentucky (Oct 06, 2018)
Sacks	2.0	Kingsley Keke vs Kentucky (Oct 06, 2018)
Tackles For Loss	2.5	Otar Alaka vs Clemson (Sep 08, 2018)
Tackles For Loss	2.5	Otar Alaka vs Clemson (Sep 08, 2018)
Interceptions	1	Larry Pryor vs ULM (Sep 15, 2018)
		Donovan Wilson vs Arkansas (Sep 29, 2018)
		Charles Oliver at South Carolina (Oct 13, 2018)

### TEAM GAME HIGHS

Rushes	61	vs NSU (Aug 30, 2018)
Yards Rushing	503	vs NSU (Aug 30, 2018)
Yards Per Rush	8.2	vs NSU (Aug 30, 2018)
TD Rushes	5	vs NSU (Aug 30, 2018)
Pass attempts	46	at Mississippi State (Oct 27, 2018)
Pass completions	25	at South Carolina (Oct 13, 2018)
Yards Passing	430	vs Clemson (Sep 08, 2018)
Yards Per Pass	10.8	vs Clemson (Sep 08, 2018)
TD Passes	3	vs NSU (Aug 30, 2018)
		vs Clemson (Sep 08, 2018)
Total Plays	96	vs NSU (Aug 30, 2018)
Total Offense	758	vs NSU (Aug 30, 2018)
Yards Per Play	7.9	vs NSU (Aug 30, 2018)
Points	59	vs NSU (Aug 30, 2018)
Sacks By	6	vs Kentucky (Oct 06, 2018)
First Downs	40	vs NSU (Aug 30, 2018)
Penalties	12	at South Carolina (Oct 13, 2018)
Penalty Yards	117	at South Carolina (Oct 13, 2018)
Turnovers	2	vs Clemson (Sep 08, 2018)
		at Alabama (Sep 22, 2018)
		vs Arkansas (Sep 29, 2018)
		vs Kentucky (Oct 06, 2018)
Interceptions By	1	vs ULM (Sep 15, 2018)
		vs Arkansas (Sep 29, 2018)
		at South Carolina (Oct 13, 2018)
Punts	5	vs Clemson (Sep 08, 2018)
		at Alabama (Sep 22, 2018)
		vs Kentucky (Oct 06, 2018)
Punting Avg	60.8	at Alabama (Sep 22, 2018)
Long Punt	82	vs Kentucky (Oct 06, 2018)
Punts inside 20	2	vs Arkansas (Sep 29, 2018)
		vs Kentucky (Oct 06, 2018)
Long Punt Return	43	vs Kentucky (Oct 06, 2018)

## OPPONENTS

### INDIVIDUAL GAME HIGHS

Rushes	16	Nick Fitzgerald of Mississippi State (Oct 27, 2018)
Yards Rushing	88	Nick Fitzgerald of Mississippi State (Oct 27, 2018)
TD Rushes	2	Nick Fitzgerald of Mississippi State (Oct 27, 2018)
Long Rush	76	Nick Fitzgerald of Mississippi State (Oct 27, 2018)
Pass attempts	35	Jake Bentley of South Carolina (Oct 13, 2018)
Pass completions	22	Tua Tagovailoa of Alabama (Sep 22, 2018)
Yards Passing	387	Tua Tagovailoa of Alabama (Sep 22, 2018)
TD Passes	4	Tua Tagovailoa of Alabama (Sep 22, 2018)
Long Pass	84	Nick Fitzgerald of Mississippi State (Oct 27, 2018)
Receptions	7	Deebo Samuel of South Carolina (Oct 13, 2018)
Yards Receiving	130	Stephen Guidry of Mississippi State (Oct 27, 2018)
TD Receptions	2	Hale Hentges of Alabama (Sep 22, 2018)
Long Reception	84	Stephen Guidry of Mississippi State (Oct 27, 2018)
Field Goals	1	Ford, Craig of ULM (Sep 15, 2018)
		Joseph Bulovas of Alabama (Sep 22, 2018)
		Connor Limpert of Arkansas (Sep 29, 2018)
Long Field Goal	47	Joseph Bulovas of Alabama (Sep 22, 2018)
		Connor Limpert of Arkansas (Sep 29, 2018)
Punts	10	Max Duffy of Kentucky (Oct 06, 2018)
Punting Avg	50.7	Joseph Charlton of South Carolina (Oct 13, 2018)
Long Punt	63	Max Duffy of Kentucky (Oct 06, 2018)
Punts inside 20	4	Pastorello, Par of NSU (Aug 30, 2018)
Long Punt Return	32	Bryan Edwards of South Carolina (Oct 13, 2018)
Long Kickoff Return	29	Ward, Myles of NSU (Aug 30, 2018)
Tackles	16	De'Jon Harris of Arkansas (Sep 29, 2018)
Sacks	3.0	Isaiah Buggs of Alabama (Sep 22, 2018)
Tackles For Loss	3.5	Isaiah Buggs of Alabama (Sep 22, 2018)
Interceptions	2	Dre Greenlaw of Arkansas (Sep 29, 2018)

### TEAM GAME HIGHS

Rushes	32	Clemson (Sep 08, 2018)
Yards Rushing	143	Mississippi State (Oct 27, 2018)
Yards Per Rush	4.6	Mississippi State (Oct 27, 2018)
TD Rushes	2	Clemson (Sep 08, 2018)
		Alabama (Sep 22, 2018)
		Mississippi State (Oct 27, 2018)
Pass attempts	35	NSU (Aug 30, 2018)
		South Carolina (Oct 13, 2018)
Pass completions	25	Alabama (Sep 22, 2018)
Yards Passing	415	Alabama (Sep 22, 2018)
Yards Per Pass	12.6	Alabama (Sep 22, 2018)
TD Passes	4	Alabama (Sep 22, 2018)
Total Plays	61	Alabama (Sep 22, 2018)
Total Offense	524	Alabama (Sep 22, 2018)
Yards Per Play	8.6	Alabama (Sep 22, 2018)
Points	45	Alabama (Sep 22, 2018)
Sacks By	7	Alabama (Sep 22, 2018)
First Downs	24	Alabama (Sep 22, 2018)
Penalties	11	NSU (Aug 30, 2018)
Penalty Yards	95	Mississippi State (Oct 27, 2018)
Turnovers	2	South Carolina (Oct 13, 2018)
Interceptions By	2	Alabama (Sep 22, 2018)
		Arkansas (Sep 29, 2018)
		Kentucky (Oct 06, 2018)
Punts	10	South Carolina (Oct 13, 2018)
Punting Avg	50.7	South Carolina (Oct 13, 2018)
Long Punt	63	Kentucky (Oct 06, 2018)
Punts inside 20	4	NSU (Aug 30, 2018)
Long Punt Return	32	South Carolina (Oct 13, 2018)

# MISCELLANEOUS STATISTICS

## STARTING FIELD POSITION

	A&M Avg. Start	Opp. Avg. Start	A&M Advantage
NSU	own 26	own 22	+4
CLEMSON	own 26	own 27	-1
ULM	own 24	own 23	+1
at Alabama	own 25	own 28	- 3
vs Arkansas	own 35	own 21	+ 14
KENTUCKY	own 26	own 23	+ 3
at South Carolina	own 25	own 23	+ 2
at Mississippi St	own 32	own 23	+ 9
at Auburn			
OLE MISS			
UAB			
LSU			
<b>Totals</b>	<b>own 27.5</b>	<b>own 25.1</b>	

## POINTS OFF TURNOVERS

Opponent	TEXAS A&M				OPPONENTS			
	TOs	TDs	FG-Att	Pts.	A&M TOs	TDs	FG-Att	Pts.
NSU	0	0	0-0	0	1	1	0-0	7
CLEMSON	0	0	0-0	0	2	1	0-0	7
ULM	1	1	0-0	7	0	0	0-0	0
at Alabama	0	0	0-0	0	2	1	1-1	10
vs Arkansas	1	0	0-0	0	2	0	0-0	0
KENTUCKY	0	0	0-0	0	1	1	0-0	7
at South Carolina	2	0	1-2	3	0	0	0-0	0
at Mississippi St	0	0	0-0	0	1	1	0-0	7
at Auburn								
OLE MISS								
UAB								
LSU								
<b>Totals</b>	<b>4 (9/1, 1 int)</b>	<b>1</b>	<b>1-2</b>	<b>10</b>	<b>10 (8/4, 6 int)</b>	<b>5</b>	<b>1-1</b>	<b>38</b>

F/L: total fumbles/fumbles lost

## PENALTIES

	A&M Pen.-Yds.	Opp. Pen.-Yds.	A&M Yd Diff
NSU	8-95	11-93	+2
CLEMSON	5-32	4-49	-17
ULM	5-55	4-38	+7
at Alabama	4-50	9-82	- 32
vs Arkansas	7-44	6-61	- 17
KENTUCKY	12-117	4-39	+ 76
at South Carolina	7-40	10-95	- 55
at Mississippi St			
at Auburn			
OLE MISS			
UAB			
LSU			
<b>Totals (per gm avg.)</b>	<b>48-433 (54.1)</b>	<b>48-457 (57.1)</b>	

## GAME-OPENING DRIVES

	TEXAS A&M						OPPONENTS					
	Pts	Res	1Dn	Pl-Yds	Time		Pts	Res	1Dn	Pl-Yds	Time	
NSU	7	TD	2	3-93	1:24		0	PUNT	0	3-9	1:55	
CLEMSON	0	Miss FG	3	11-66	5:12		0	PUNT	0	3-(6)	1:51	
ULM	7	TD	5	9-84	3:47		0	PUNT	1	5-24	2:21	
at Alabama	0	INT	0	2-0	0:42		7	TD^	1	1-30	0:08	
vs Arkansas	7	TD	5	9-79	4:50		0	PUNT	0	3-2	1:20	
KENTUCKY	0	PUNT	1	6-16	3:06		0	PUNT	2	8-19	4:42	
at South Carolina	0	PUNT	1	5-16	2:53		0	PUNT	1	5-28	1:28	
at Mississippi St	0	PUNT	0	3-(1)	1:03		7	TD	4	12-79	6:38	
at Auburn												
OLE MISS												
UAB												
LSU												
<b>Totals</b>	<b>21</b>		<b>17</b>	<b>6-44*</b>	<b>2:52*</b>		<b>14</b>		<b>9</b>	<b>5-23*</b>	<b>2:29*</b>	

\* average / does not include return TDs

^ drive began following turnover

## SECOND HALF-OPENING DRIVES

	TEXAS A&M						OPPONENTS					
	Pts	Res	1Dn	Pl-Yds	Time		Pts	Res	1Dn	Pl-Yds	Time	
NSU	7	TD	3	6-65	2:40		0	PUNT	0	3-3	0:51	
CLEMSON	3	FG	1	5-34	2:28		0	PUNT	0	3-(8)	1:55	
ULM	0	PUNT	1	6-27	3:17		0	PUNT	0	3-(1)	2:19	
at Alabama	0	PUNT	0	3-(10)	0:59		0	PUNT	1	6-14	2:29	
vs Arkansas	0	PUNT	1	6-11	4:57		3	FG	2	9-46	3:44	
KENTUCKY	0	Miss FG	3	10-52	5:39		0	PUNT	1	5-12	3:10	
at South Carolina	3	FG	4	11-60	6:24		7	TD	4	10-82	3:35	
at Mississippi St	0	PUNT	3	9-35	5:55		7	TD	4	7-75	3:43	
at Auburn												
OLE MISS												
UAB												
LSU												
<b>Totals</b>	<b>13</b>		<b>16</b>	<b>7-34*</b>	<b>4:02*</b>		<b>17</b>		<b>12</b>	<b>6-28*</b>	<b>2:43*</b>	

\* average

^ drive began following turnover

## A&M SCORING DRIVES

	Scoring Drives	TIME		PLAYS		5 or less	1-Play
		Total	Avg	Total	Avg		
NSU	9	29:04	3:13	75	8.3	1	0
CLEMSON	5	8:54	1:47	24	4.8	3	0
ULM	7	29:16	4:11	64	9.1	0	0
at Alabama	5	19:48	3:58	41	8.2	1	0
vs Arkansas	3	10:57	3:39	23	7.7	0	0
KENTUCKY	2	5:37	2:48	15	7.5	1	0
at South Carolina	6	29:22	4:54	57	9.5	1	0
at Mississippi St	3	7:50	2:36	18	6.0	2	0
at Auburn							
OLE MISS							
UAB							
LSU							
<b>Totals</b>	<b>40</b>	<b>140:48</b>	<b>3:31</b>	<b>317</b>	<b>7.9</b>	<b>9</b>	<b>0</b>

\* not including overtime possessions or defensive/special teams touchdowns

# STARTING LINEUPS

## OFFENSIVE STARTERS

	WR	LT	LG	C	RG	RT	TE/WR	RB/WR/TE	WR	QB	RB/WR
NORTHWESTERN ST	DAVIS	MOORE	SUTHERLAND	MCCOY	HOCKER	GREEN	STERNBERGER	GILLASPIA	AUSBON	MOND	WILLIAMS
CLEMSON	ROGERS	MOORE	SUTHERLAND	MCCOY	HOCKER	GREEN	STERNBERGER	WOOD	AUSBON	MOND	WILLIAMS
ULM	DAVIS	MOORE	SUTHERLAND	MCCOY	HOCKER	GREEN	STERNBERGER	BUCKLEY	AUSBON	MOND	WILLIAMS
at Alabama	DAVIS	MOORE	SUTHERLAND	MCCOY	HOCKER	GREEN	STERNBERGER	GILLASPIA	AUSBON	MOND	WILLIAMS
vs Arkansas	DAVIS	MOORE	HOCKER	MCCOY	SUTHERLAND	GREEN	STERNBERGER	WOOD	AUSBON	MOND	WILLIAMS
KENTUCKY	DAVIS	MOORE	HOCKER	MCCOY	SUTHERLAND	GREEN	STERNBERGER	WOOD	ROGERS	MOND	WILLIAMS
at South Carolina	DAVIS	MOORE	HOCKER	MCCOY	McCOLLUM	GREEN	STERNBERGER	CORBIN	JONES	MOND	WILLIAMS
at Mississippi St	DAVIS	MOORE	HOCKER	MCCOY	McCOLLUM	GREEN	STERNBERGER	BUCKLEY	JONES	MOND	WILLIAMS
at Auburn											
OLE MISS											
UAB											
LSU											

## DEFENSIVE STARTERS

	DE	DT	DT	DE	LB	LB	LB/NICKLE	CB	CB	SS	FS
NORTHWESTERN ST	DURHAM	MADUBUIKE	MACK	KEKE	ALAKA	DODSON	CAPERS-SMITH*	OLIVER	RENFRO	TUCKER	WILSON
CLEMSON	DURHAM	MADUBUIKE	MACK	KEKE	ALAKA	DODSON	CAPERS-SMITH*	OLIVER	RENFRO	TUCKER	WILSON
ULM	DURHAM	MADUBUIKE	MACK	KEKE	ALAKA	DODSON	CAPERS-SMITH*	OLIVER	RENFRO	TUCKER	WILSON
at Alabama	DURHAM	MADUBUIKE	MACK	KEKE	ALAKA	DODSON	CAPERS-SMITH*	OLIVER	RENFRO	TUCKER	WILSON
vs Arkansas	DURHAM	MADUBUIKE	MACK	KEKE	ALAKA	DODSON	BU. JOHNSON	OLIVER	RENFRO	TUCKER	WILSON
KENTUCKY	DURHAM	MADUBUIKE	MACK	KEKE	ALAKA	DODSON	CAPERS-SMITH*	OLIVER	RENFRO	TUCKER	WILSON
at South Carolina	DURHAM	MADUBUIKE	MACK	KEKE	ALAKA	DODSON	CAPERS-SMITH*	OLIVER	RENFRO	TUCKER	WILSON
at Mississippi St	DURHAM	MADUBUIKE	MACK	KEKE	ALAKA	DODSON	BU. JOHNSON	OLIVER	RENFRO	TUCKER	CAPERS-SMITH
at Auburn											
OLE MISS											
UAB											
LSU											

\* Started as a nickel back

## START CHART

	Career Starts	Consec Starts
Otaro Alaka	41	34
Erik McCoy	34	34
Kingsley Keke	29	29
Keaton Sutherland	29	—
Donovan Wilson	22	—
Tyrel Dodson	21	21
Trayveon Williams	21	17
Debione Renfro	19	19
Charles Oliver	19	11
Connor Lanfear	19	—
Landis Durham	18	17
Jhamon Ausbon	18	—
Kellen Mond	16	8
Derrick Tucker	15	8
Colton Prater	15	—
Deshawn Capers-Smith	13	3
Carson Green	12	11
Daylon Mack	10	9
Jared Hocker	10	9
Dan Moore, Jr.	9	8
Justin Madubuike	8	8
Jace Sternberger	8	8
Ryan McCollum	8	2
Larry Pryor	8	—
Quartney Davis	7	6
Buddy Johnson	7	1
Nick Starkel	5	—
Antonio Howard	4	—
Myles Jones	4	—
Trevor Wood	3	—
Kendrick Rogers	3	—
Hezekiah Jones	2	2
Camron Buckley	2	1
Cullen Gillaspia	2	—
Michael Clemons	2	—
Keldrick Carper	2	—
Jashaun Corbin	1	—
Aaron Hansford	1	—

## 12<sup>TH</sup> MAN REP

	12th Man	#
NSU	Gillaspia	26
CLEMSON	Gillaspia	27
ULM	Gillaspia	28
BAMA	Gillaspia	29
vs Ark	Gillaspia	30
KENTUCKY	Gillaspia	31
at SC	Gillaspia	32
at MSU	Gillaspia	33
at Auburn		
OLE MISS		
UAB		
LSU		

# - appearances as 12th Man representative



# TEXAS A&M'S 20-PLUS YARD PLAYS (57)

Yards	Type	Player(s)	Opponent
*100	KR.....	Jashaun Corbin.....	Arkansas
*78	FGR.....	Tyrel Dodson.....	ULM
*73	Rush.....	T. Williams.....	NSU
69	Pass.....	Camron Buckley from Kellen Mond.....	Clemson
54	Rush.....	Kellen Mond.....	Alabama
53	Pass.....	J. Sternberger from Kellen Mond.....	South Carolina
*46	Pass.....	J. Sternberger from Kellen Mond.....	Kentucky
43	PR.....	Roshauud Paul.....	Kentucky
*40	Rush.....	T. Williams.....	NSU
38	Pass.....	T. Williams from Kellen Mond.....	Mississippi State
*34	Pass.....	Quartney Davis from Kellen Mond.....	Mississippi State
34	Rush.....	Kellen Mond.....	Alabama
34	Pass.....	Camron Buckley from Kellen Mond.....	NSU
33	PR.....	Roshauud Paul.....	Mississippi State
32	Pass.....	T. Williams from Kellen Mond.....	Kentucky
31	Pass.....	J. Sternberger from Kellen Mond.....	NSU
30	Pass.....	Quartney Davis from Kellen Mond.....	South Carolina
30	Pass.....	Kendrick Rogers from Kellen Mond.....	Clemson
29	Pass.....	J. Sternberger from Kellen Mond.....	South Carolina
28	Pass.....	J. Sternberger from Kellen Mond.....	Clemson
28	Rush.....	Jashaun Corbin.....	Mississippi State
27	Rush.....	T. Williams.....	Arkansas
26	Pass.....	J. Sternberger from Kellen Mond.....	Arkansas
26	Pass.....	Quartney Davis from Kellen Mond.....	Alabama
26	Pass.....	Jhamon Ausbon from Kellen Mond.....	Clemson
25	KR.....	Jashaun Corbin.....	South Carolina
25	Pass.....	Roshauud Paul from Kellen Mond.....	ULM
25	Pass.....	Quartney Davis from Nick Starkel.....	ULM
24	Pass.....	J. Sternberger from Kellen Mond.....	Alabama
24	Pass.....	Jhamon Ausbon from Kellen Mond.....	ULM
*24	Pass.....	Kendrick Rogers from Kellen Mond.....	Clemson
23	Pass.....	J. Sternberger from Kellen Mond.....	South Carolina
23	Pass.....	J. Sternberger from Kellen Mond.....	South Carolina
23	Pass.....	Camron Buckley from Kellen Mond.....	Arkansas
23	KR.....	Jashaun Corbin.....	South Carolina
23	Rush.....	Kellen Mond.....	ULM
23	Rush.....	Kellen Mond.....	Clemson
23	Pass.....	Quartney Davis from Kellen Mond.....	Clemson
22	Pass.....	Camron Buckley from Kellen Mond.....	ULM
22	Rush.....	Vernon Jackson.....	NSU
21	Pass.....	Kendrick Rogers from Kellen Mond.....	Mississippi State
21	KR.....	Jashaun Corbin.....	Mississippi State
21	Rush.....	Trayveon Williams.....	Kentucky
21	Pass.....	Camron Buckley from Kellen Mond.....	Alabama
21	Pass.....	Jhamon Ausbon from Kellen Mond.....	NSU
21	Pass.....	Jhamon Ausbon from Kellen Mond.....	NSU
21	Pass.....	C. Gillaspia from Kellen Mond.....	Clemson
21	Rush.....	T. Williams.....	ULM
21	Pass.....	Kendrick Rogers from Kellen Mond.....	Clemson
20	Pass.....	Camron Buckley from Kellen Mond.....	Arkansas
20	Pass.....	J. Sternberger from Kellen Mond.....	Alabama
20	Pass.....	J. Sternberger from Kellen Mond.....	Clemson
*20	Pass.....	J. Sternberger from Kellen Mond.....	ULM
20	Pass.....	Jhamon Ausbon from Kellen Mond.....	Clemson
20	Pass.....	Kendrick Rogers from Nick Starkel.....	NSU

\* touchdown scored on play

BY LENGTH		
Yards	No.	TD
100+	1	1
90-99	0	0
80-89	0	0
70-79	2	2
60-69	1	0
50-59	3	0
40-49	3	2
30-39	8	1
20-29	39	2

BY PLAY TYPE		
Type	No.	TD
Rushing	12	2
Passing	38	4
Punt returns	2	0
Kick returns	4	1
Interceptions	0	0
Fumble returns	0	0
Other	1	1
<b>TOTAL</b>	<b>57</b>	<b>8</b>

20-YARD PLUS BY PLAYER								
Player	No.	TD	R	P	KR	PR	IR	FR
J. Sternberger	12	2	0	12	0	0	0	0
Camron Buckley	7	0	0	7	0	0	0	0
T. Williams	6	2	4	2	0	0	0	0
Kellen Mond	6	0	6	0	0	0	0	0
Quartney Davis	5	1	0	5	0	0	0	0
Jashaun Corbin	5	1	1	0	4	0	0	0
Kendrick Rogers	5	1	0	5	0	0	0	0
Jhamon Ausbon	5	0	0	5	0	0	0	0
Roshauud Paul	3	0	0	1	0	2	0	0
Tyrel Dodson	1	1	0	0	0	0	0	1
Vernon Jackson	1	0	1	0	0	0	0	0
C. Gillaspia	1	0	0	1	0	0	0	0
<b>TOTAL</b>	<b>57</b>	<b>8</b>	<b>12</b>	<b>38</b>	<b>4</b>	<b>2</b>	<b>0</b>	<b>1</b>

LONGEST PLAYS OF 2018	
<b>RUSHING</b>	
<b>73</b>	Trayveon Williams vs Northwestern State.....Aug. 30
<b>RUSHING TOUCHDOWN</b>	
<b>73</b>	Trayveon Williams vs Northwestern State.....Aug. 30
<b>PASSING</b>	
<b>69</b>	Camron Buckley from Kellen Mond vs Clemson.....Sept. 8
<b>PASSING TOUCHDOWN</b>	
<b>46</b>	J. Sternberger from Kellen Mond vs Kentucky.....Oct. 6
<b>PUNT RETURN</b>	
<b>43</b>	Roshauud Paul vs Kentucky.....Oct. 6
<b>KICK RETURN</b>	
<b>100</b>	Jashaun Corbin vs Arkansas.....Sept. 29
<b>INTERCEPTION RETURN</b>	
None	
<b>FUMBLE RETURN</b>	
None	
<b>PUNT</b>	
<b>82</b>	Braden Mann vs Kentucky.....Oct. 6
<b>FIELD GOAL</b>	
<b>52</b>	Daniel LaCamera vs Northwestern State.....Aug. 30
<b>52</b>	Seth Small at Alabama & at South Carolina..... Sept. 22 / Oct. 13

BY OPPONENT											
	NSU	CLEM	ULM	BAMA	ARK	UK	SC	MSU	AUB	OM	UAB LSU
Rushing	3	1	2	2	3	1	0	1			
Passing	5	10	5	4	3	2	5	3			
Punt returns	0	0	0	0	0	1	0	1			
Kick returns	0	0	0	0	1	0	2	1			
Interceptions	0	0	0	0	0	0	0	0			
Fumble returns	0	0	0	0	0	0	0	0			
Other	0	0	1	0	0	0	0	0			
<b>TOTAL</b>	<b>8</b>	<b>11</b>	<b>8</b>	<b>6</b>	<b>7</b>	<b>4</b>	<b>7</b>	<b>6</b>			

# OPPONENT'S 20-PLUS YARD PLAYS (49)

Yards	Type	Player(s)	Team
84	Pass	Stephen Guidry from Nick Fitzgerald	Mississippi State
*76	Rush	Nick Fitzgerald	Mississippi State
*71	Pass	Ferguson, Jazz from Holgorsen, Clay	Northwestern State
64	Pass	Amari Rodgers from Kelly Bryant	Clemson
*64	Pass	Tee Higgins from Trevor Lawrence	Clemson
*57	Pass	Henry Ruggs III from Tua Tagovailoa	Alabama
*54	Pass	Lynn Bowden Jr. from Terry Wilson	Kentucky
52	Pass	Damien Harris from Tua Tagovailoa	Alabama
50	Pass	Tee Higgins from Kelly Bryant	Clemson
44	Pass	Green, Marcus from Evans, Caleb	ULM
44	Pass	Ferguson, Jazz from Eppler, Shelton	Northwestern State
42	Pass	Irv Smith Jr. from Tua Tagovailoa	Alabama
*40	FR	Darius West	Kentucky
40	Pass	Hunter Renfrow from Kelly Bryant	Clemson
*38	Pass	Osirus Mitchell from Nick Fitzgerald	Mississippi State
36	Pass	Cheyenne O'Grady from Ty Storey	Arkansas
36	Pass	Jackson, Zachari from Evans, Caleb	ULM
35	Rush	Damien Harris	Alabama
34	Pass	McCray, Markis from Evans, Caleb	ULM
*33	Pass	Chavis Dawkins from Jake Bentley	South Carolina
32	Pass	Deebo Samuel from Jake Bentley	South Carolina
32	PR	Bryan Edwards	South Carolina
*30	Pass	DeVonta Smith from Tua Tagovailoa	Alabama
*29	Pass	Mike Woods from Ty Storey	Arkansas
29	Rush	Gore, Derrick	ULM
29	KR	Ward, Myles	Northwestern State
28	Pass	Turner, R.J. from Evans, Caleb	ULM
28	Rush	Travis Etienne	Clemson
27	Pass	Deebo Samuel from Jake Bentley	South Carolina
27	Rush	Ty'Son Williams	South Carolina
27	Rush	Kelly Bryant	Clemson
26	Pass	Bryan Edwards from Jake Bentley	South Carolina
*25	Pass	Stephen Guidry from Nick Fitzgerald	Mississippi State
25	Rush	Rakeem Boyd	Arkansas
25	Pass	Josh Jacobs from Tua Tagovailoa	Alabama
24	Pass	Cheyenne O'Grady from Ty Storey	Arkansas
24	KR	Ward, Myles	Northwestern State
*23	Pass	Hale Hentges from Tua Tagovailoa	Alabama
23	Rush	Myers, Javin	ULM
22	Pass	Osirus Mitchell from Nick Fitzgerald	Mississippi State
*22	Pass	Shi Smith from Jake Bentley	South Carolina
21	Pass	Stephen Guidry from Nick Fitzgerald	Mississippi State
21	Pass	Shi Smith from Jake Bentley	South Carolina
21	Pass	Mike Woods from Ty Storey	Arkansas
21	Pass	Irv Smith Jr. from Tua Tagovailoa	Alabama
21	Pass	Jerry Jeudy from Tua Tagovailoa	Alabama
20	KR	Deebo Samuel	South Carolina
20	Pass	Jerry Jeudy from Tua Tagovailoa	Alabama
20	INT	Patrick Surtain	TAMU

\* touchdown scored on play

## BY LENGTH

Yards	No.	TD
100+	0	0
90-99	0	0
80-89	1	0
70-79	2	2
60-69	2	1
50-59	4	2
40-49	5	1
30-39	9	3
20-29	26	4

## BY PLAY TYPE

Type	No.	TD
Rushing	8	1
Passing	35	11
Punt returns	1	0
Kick returns	3	0
Interceptions	1	0
Fumble returns	1	1
Other	0	0
<b>TOTAL</b>	<b>49</b>	<b>13</b>

## LONGEST PLAYS OF 2018

### RUSHING

**76** Nick Fitzgerald of Mississippi State .....Oct. 27

### RUSHING TOUCHDOWN

**76** Nick Fitzgerald of Mississippi State .....Oct. 27

### PASSING

**84** Stephen Guidry of Mississippi State .....Oct. 27

### PASSING TOUCHDOWN

**71** Jazz Ferguson of Northwestern State .....Aug. 30

### PUNT RETURN

**32** Bryan Edwards of South Carolina .....Oct. 13

### KICK RETURN

**29** Myles Ward of Northwestern State .....Aug. 30

### INTERCEPTION RETURN

**20** Patrick Surtain of Alabama .....Sept. 22

### FUMBLE RETURN

**49** Darius West of Kentucky .....Oct. 6

### PUNT

**63** Max West of Kentucky .....Oct. 6

### FIELD GOAL

**47** Joseph Bulovas of Alabama .....Sept. 22

**47** Connor Limpert of Arkansas .....Sept. 29

# THE LAST TIME...

## 100-YARD RUSHER

by A&M..... 138, Trayveon Williams vs Kentucky (Oct. 6, 2018)  
by Opp..... 150, M Colburn of Wake Forest (Dec. 29, 2017)

## TWO 100-YARD RUSHERS

by A&M..... 109, Kellen Mond vs Arkansas (Sept. 23, 2017)  
102, Keith Ford vs Arkansas (Sept. 23, 2017)  
by Opp..... 127, Derrius Guice of LSU (Nov. 25, 2017)  
106, Darrel Williams of LSU (Nov. 25, 2017)

## 200-YARD RUSHER

by A&M..... 240, Trayveon Williams vs Northwestern State (Aug. 30, 2018)  
by Opp..... 285, Derrius Guice of LSU (Nov. 24, 2016)

## 60-YARD RUSH PLAY

by A&M..... 73, Trayveon Williams vs Northwestern State (Aug. 30, 2018)  
by Opp..... 76, Nick Fitzgerald of Mississippi State (Oct. 27, 2018)

## THREE-OR-MORE RUSHING TDs

by A&M..... 3, Trayveon Williams vs Northwestern State (Aug. 30, 2018)  
by Opp..... 4, Derrius Guice of LSU (Nov. 24, 2016)

## TEAM RUSHED FOR 300 YARDS

by A&M..... 503 vs Northwestern State (Aug. 30, 2018)  
by Opp..... 365, Mississippi State (Nov. 5, 2016)

## TEAM RUSHED FOR LESS THAN 100 YARDS

by A&M..... 61 vs Mississippi State (Oct. 17, 2018)  
by Opp..... 76 by South Carolina (Oct. 13, 2018)

## 300-YARD PASSER

by A&M..... 353, Kellen Mond at South Carolina (Oct. 13, 2018)  
by Opp..... 387, Tua Tagovailoa of Alabama (Sept. 22, 2018)

## 400-YARD PASSER

by A&M..... 430, Kellen Mond vs Clemson (Sept. 8, 2018)  
by Opp..... 400, J Wolford of Wake Forest (Dec. 29, 2017)

## SCORED ON OVER A 50-YARD PASS PLAY

by A&M..... 52 yds, Christian Kirk from Nick Starkel vs Wake Forest (Dec. 29, 2017)  
by Opp..... 54 yds, Lynn Bowden from Terry Wilson of Kentucky (Oct. 6, 2018)

## 30 PASS COMPLETIONS

by A&M..... 42, Nick Starkel vs Wake Forest (Dec. 29, 2017)  
by Opp..... 32, J Wolford of Wake Forest (Dec. 29, 2017)

## 40 PASS ATTEMPTS

by A&M..... 46, Kellen Mond vs Mississippi State (Oct. 27, 2018)  
by Opp..... 49, J Wolford of Wake Forest (Dec. 29, 2017)

## THREE-OR-MORE TD PASSES

by A&M..... 3, Kellen Mond vs Clemson (Sept. 8, 2018)  
by Opp..... 3, Jake Bentley of South Carolina (Oct. 13, 2018)

## FOUR-OR-MORE TD PASSES

by A&M..... 4, Nick Starkel vs Wake Forest (Dec. 29, 2017)  
by Opp..... 4, Tua Tagovailoa of Alabama (Sept. 22, 2018)

## 100-YARD RECEIVER

by A&M..... 145, Jace Sternberger & 127, Quartney Davis at South Carolina (Oct. 13, 2018)  
by Opp..... 130, Stephen Guidry of Mississippi State (Oct. 27, 2018)

## 10-OR-MORE RECEIVERS

by A&M..... 11 vs Northwestern State (Aug. 30, 2018)  
by Opp..... 10, LSU (Nov. 25, 2016)

## 10-OR-MORE RECEPTIONS

by A&M..... 13, Christian Kirk & 12, Jhamon Ausbon vs Wake Forest (Dec. 29, 2017)  
by Opp..... 12, Keenan Barnes of Louisiana (Sept. 16, 2017)

## FOUR FIELD GOALS

by A&M..... 4, Seth Small at South Carolina (Oct. 13, 2018)  
by Opp..... 4, Daniel Carlson of Auburn (Nov. 7, 2015)

## 50-YARD FIELD GOAL

by A&M..... 52, Seth Small at South Carolina (Oct. 13, 2018)  
by Opp..... 51, Caleb Sturgis of Florida (Sept. 8, 2012)

## 60-YARD FIELD GOAL

by A&M..... 62, Terence Kitchens vs Southern Miss (Sept. 25, 1999)

## RECORDED A BLOCKED PUNT

by A&M..... Roshaud Paul & D. Capers-Smith vs Wake Forest (1st Qtr) (Dec. 29, 2017)  
by Opp..... Nick Ruffin of Auburn (2nd Qtr) (Nov. 4, 2017)

## RECORDED A BLOCKED FIELD GOAL ATTEMPT

by A&M..... Daylon Mack vs ULM (2nd Qtr) (Sept. 15, 2018)  
by Opp..... Dexter Lawrence of Clemson (2nd Qtr) (Sept. 8, 2018)

## A KICKOFF WAS RETURNED FOR A TD

by A&M..... 100 yards, Jashaun Corbin vs Arkansas (Sept. 29, 2018)  
by Opp..... 100 yards, Elijah Lilly of New Mexico (Nov. 11, 2017)

## OPENING KICKOFF WAS RETURNED FOR A TD

by A&M..... 100 yards, Jashaun Corbin vs Arkansas (Sept. 29, 2018)

## PUNT RETURN FOR A TD

by A&M..... 90 yards, Christian Kirk vs New Mexico (Nov. 11, 2017)  
by Opp..... 59 yards, J Bates of Wake Forest (Dec. 29, 2017)

## BLOCKED PUNT RETURN FOR A TD

by A&M..... Charles Oliver vs Wake Forest, 0 yards (Dec. 29, 2017)  
by Opp..... Malik Miller of Auburn, 0 yards (Nov. 4, 2017)

## INTERCEPTION RETURNED FOR A TD

by A&M..... Derrick Tucker at Ole Miss, 19 yds (Nov. 18, 2017)  
by Opp..... Jamal Peters of Mississippi State, 90 yds (Oct. 28, 2017)

## FUMBLE RECOVERY FOR A TD

by A&M..... Deshazor Everett vs SMU of 12 yards (Sept. 21, 2013)  
by Opp..... Darius West of Kentucky, 40 yds (Oct. 6, 2018)

## A TEAM SCORED A SAFETY

by A&M..... vs Alabama in College Station (Oct. 7, 2017)  
(Gillaspia blocked punt out of endzone)  
by Opp..... by Oklahoma in College Station (Nov. 6, 2010)  
(A&M punt blocked and recovered in endzone)

## OVERTIME HISTORY

### (13-6 OVERALL, 8-3 HOME, 1-2 AWAY, 4-1 NEUTRAL)

Nov. 1, 1997	A&M 28, Oklahoma State 25	1 OT	College Station
Dec. 5, 1998	A&M 36, Kansas State 33	2 OT	St. Louis (Big 12 Championship)
Dec. 31, 2000	Mississippi State 43, A&M 41	1 OT	Shreveport, La. (Independence Bowl)
Oct. 5, 2002	Texas Tech 48, A&M 47	1 OT	College Station
Nov. 16, 2002	Missouri 33, A&M 27	2 OT	College Station
Oct. 23, 2004	A&M 29, Colorado 26	1 OT	College Station
Oct. 30, 2004	Baylor 35, A&M 34	1 OT	Waco, Texas
Nov. 13, 2004	A&M 32, Texas Tech 25	1 OT	College Station
Oct. 1, 2005	A&M 16, Baylor 13	1 OT	College Station
Oct. 21, 2006	A&M 34, Oklahoma State 33	1 OT	Stillwater, Okla.
Sept. 8, 2007	A&M 47, Fresno State 45	3 OT	College Station
Oct. 29, 2011	Missouri 38, A&M 31	1 OT	College Station
Nov. 11, 2011	Kansas State 53, A&M 50	4 OT	Manhattan, Kan.
Sept. 27, 2014	A&M 35, Arkansas 28	1 OT	Arlington, Texas
Sept. 26, 2015	A&M 28, Arkansas 21	1 OT	Arlington, Texas
Sept. 3, 2016	A&M 31, UCLA 24	1 OT	College Station
Oct. 8, 2016	A&M 45, Tennessee 38	2 OT	College Station
Sept. 23, 2017	A&M 50, Arkansas 43	1 OT	Arlington, Texas
Oct. 6, 2018	A&M 20, Kentucky 14	1 OT	College Station



# SEASON/CAREER STATISTICS

## OFFENSE

### SEASON STATISTICS

### CAREER STATISTICS

#### RUSHING

	GP	Att	Gain	Loss	Net	Avg	TD	Long	Avg/G		GP	Att	Gain	Loss	Net	Avg	TD	Long	Avg/G
T. Williams	8	149	855	31	824	5.5	8	73	103.0		33	478	2763	84	2679	5.6	24	89	81.2
Kellen Mond	8	92	429	172	257	2.8	4	54	32.1		19	181	920	323	597	3.3	7	79	31.4
Jashaun Corbin	7	36	203	1	202	5.6	1	28	28.9		7	36	203	1	202	5.6	1	28	28.9
Kwame Etwi	5	14	103	1	102	7.3	1	17	20.4		18	53	368	4	364	6.9	2	42	20.2
Vernon Jackson	7	7	49	0	49	7.0	0	22	7.0		7	7	49	0	49	7.0	0	22	7.0
Jacob Kibodi	2	3	26	0	26	8.7	0	15	13.0		7	14	149	2	147	10.5	1	67	21.0
Deneric Prince	1	2	21	0	21	10.5	0	18	21.0		1	2	21	0	21	10.5	0	18	21.0
Connor Blumrick	1	3	20	0	20	6.7	0	19	20.0		1	3	20	0	20	6.7	0	19	20.0
Charles Strong Jr.	1	4	12	0	12	3.0	0	6	12.0		1	4	12	0	12	3.0	0	6	12.0
Quartney Davis	8	1	11	0	11	11.0	0	11	1.4		16	1	11	0	11	11.0	0	11	0.7
C. Gillaspia	8	1	5	0	5	5.0	0	5	0.6		37	1	5	0	5	5.0	0	5	0.1
Nick Starkel	4	1	0	6	-6	-6.0	0	0	-1.5		11	13	4	52	-48	-3.7	1	3	-4.4
<b>Total</b>	<b>8</b>	<b>319</b>	<b>1734</b>	<b>243</b>	<b>1491</b>	<b>4.7</b>	<b>14</b>	<b>73</b>	<b>186.4</b>										
<b>Opponents</b>	<b>8</b>	<b>207</b>	<b>897</b>	<b>183</b>	<b>714</b>	<b>3.4</b>	<b>7</b>	<b>76</b>	<b>89.2</b>										

### SEASON STATISTICS

### CAREER STATISTICS

#### PASSING

	GP	Effic	Cmp-Att-Int	Pct	Yds	TD	Lng	Avg/G		GP	Effic	Att-Cmp-Int	Pct	Yds	TD	Lng	Avg/G
Kellen Mond	8	134.61	155-260-6	59.6	2032	11	69	254.0		19	122.56	487-272-12	55.9	3407	19	81	179.3
Nick Starkel	4	147.71	15-22-0	68.2	169	1	25	42.2		11	149.92	227-138-6	60.8	1962	15	70	178.4
Connor Blumrick	1	167.20	1-1-0	100.0	8	0	8	8.0		1	167.20	1-1-0	100.0	8	0	8	8.0
<b>Total</b>	<b>8</b>	<b>134.79</b>	<b>171-285-6</b>	<b>60.0</b>	<b>2209</b>	<b>12</b>	<b>69</b>	<b>276.1</b>									
<b>Opponents</b>	<b>8</b>	<b>149.28</b>	<b>133-227-3</b>	<b>58.6</b>	<b>1933</b>	<b>15</b>	<b>84</b>	<b>241.6</b>									

### SEASON STATISTICS

### CAREER STATISTICS

#### RECEIVING

	GP	No.	Yds	Avg	TD	Long	Avg/G		GP	No.	Yds	Avg	TD	Long	Avg/G
J. Sternberger	8	31	509	16.4	6	53	63.6		8	31	509	16.4	6	53	63.6
Quartney Davis	8	30	369	12.3	3	34	46.1		16	30	369	12.3	3	34	23.1
Camron Buckley	8	25	359	14.4	0	69	44.9		21	42	641	15.3	3	70	30.5
T. Williams	8	17	182	10.7	0	38	22.8		33	56	465	8.3	0	41	14.1
Kendrick Rogers	7	16	225	14.1	2	30	32.1		20	27	324	12.0	2	30	16.2
Jhamon Ausbon	5	15	221	14.7	0	26	44.2		18	65	792	12.2	3	38	44.0
Hezekiah Jones	8	14	126	9.0	0	18	15.8		20	16	139	8.7	0	18	6.9
Jashaun Corbin	7	9	69	7.7	0	15	9.9		7	9	69	7.7	0	15	9.9
Roshauud Paul	8	6	70	11.7	0	25	8.8		21	22	257	11.7	0	46	12.2
C. Gillaspia	8	3	25	8.3	0	21	3.1		37	3	25	8.3	0	21	0.7
Kwame Etwi	5	1	16	16.0	0	16	3.2		18	3	23	7.7	0	16	1.3
Jalen Preston	8	1	14	14.0	1	14	1.8		7	1	14	14.0	1	14	2.0
Trevor Wood	8	1	8	8.0	0	8	1.0		8	1	8	8.0	0	8	1.0
Ryan Renick	7	1	8	8.0	0	8	1.1		7	1	8	8.0	0	8	1.1
Andrew Boykin	1	1	8	8.0	0	8	8.0		1	1	8	8.0	0	8	8.0
<b>Total</b>	<b>8</b>	<b>171</b>	<b>2209</b>	<b>12.9</b>	<b>12</b>	<b>69</b>	<b>276.1</b>								
<b>Opponents</b>	<b>8</b>	<b>133</b>	<b>1933</b>	<b>14.5</b>	<b>15</b>	<b>84</b>	<b>241.6</b>								

### SEASON STATISTICS

### CAREER STATISTICS

#### TOTAL OFFENSE

	G	Plays	Rush	Pass	Total	Avg/G		G	Plays	Rush	Pass	Total	Avg/G
Kellen Mond	8	352	257	2032	2289	286.1		19	668	597	3407	4004	210.7
T. Williams	8	149	824	0	824	103.0		33	478	2679	0	2679	81.2
Jashaun Corbin	7	36	202	0	202	28.9		7	36	202	0	202	28.9
Nick Starkel	4	23	-6	169	163	40.8		11	240	-48	1962	1914	174.0
Kwame Etwi	5	14	102	0	102	20.4		18	53	364	0	364	20.2
Vernon Jackson	7	7	49	0	49	7.0		7	7	49	0	49	7.0
Connor Blumrick	1	4	20	8	28	28.0		1	4	20	8	28	28.0
Jacob Kibodi	2	3	26	0	26	13.0		7	14	147	0	147	21.0
Deneric Prince	1	2	21	0	21	21.0		1	2	21	0	21	21.0
Charles Strong Jr.	1	4	12	0	12	12.0		1	4	12	0	12	12.0
Quartney Davis	8	1	11	0	11	1.4		16	1	11	0	11	0.7
C. Gillaspia	8	1	5	0	5	0.6		37	1	5	0	5	0.1
<b>Team</b>	<b>4</b>	<b>8</b>	<b>-32</b>	<b>0</b>	<b>-32</b>	<b>-8.0</b>							
<b>Total</b>	<b>8</b>	<b>604</b>	<b>1491</b>	<b>2209</b>	<b>3700</b>	<b>462.5</b>							

# SEASON/CAREER STATISTICS

## OFFENSE

### SEASON STATISTICS

### CAREER STATISTICS

SCORING	/----- PATs -----/																	
	TD	FGs	Kick	Rush	Rcv	Pass	DXP	Saf	Points	TD	FGs	Kick	Rush	Rcv	Pass	DXP	Saf	Points
Seth Small	0	12-17	16-16	0-0	0	0-0	0	0	52	0	12-17	16-16	0-0	0	0-0	0	0	52
T. Williams	8	0-0	0-0	0-0	0	0-0	0	0	48	24	0-0	0-0	0-0	0	0-0	0	0	144
J. Sternberger	6	0-0	0-0	0-0	0	0-0	0	0	36	6	0-0	0-0	0-0	0	0-0	0	0	36
Kellen Mond	4	0-0	0-0	0-0	0	0-1	0	0	24	7	0-0	0-0	0-0	0	0-2	0	0	42
Daniel LaCamera	0	3-5	10-10	0-0	0	0-0	0	0	19	0	38-50	118-119	0-0	0	0-0	0	0	232
Quartney Davis	3	0-0	0-0	0-0	0	0-0	0	0	18	3	0-0	0-0	0-0	0	0-0	0	0	18
Jashaun Corbin	2	0-0	0-0	0-0	0	0-0	0	0	12	2	0-0	0-0	0-0	0	0-0	0	0	12
Kendrick Rogers	2	0-0	0-0	0-0	0	0-0	0	0	12	2	0-0	0-0	0-0	0	0-0	0	0	12
Jalen Preston	1	0-0	0-0	0-0	0	0-0	0	0	6	1	0-0	0-0	0-0	0	0-0	0	0	6
Kwame Etwi	1	0-0	0-0	0-0	0	0-0	0	0	6	2	0-0	0-0	0-0	0	0-0	0	0	12
Tyrel Dodson	1	0-0	0-0	0-0	0	0-0	0	0	6	2	0-0	0-0	0-0	0	0-0	0	0	12
<b>Total.....</b>	<b>28</b>	<b>15-22</b>	<b>26-26</b>	<b>0-0</b>	<b>0</b>	<b>0-1</b>	<b>0</b>	<b>0</b>	<b>239</b>									
<b>Opponents.....</b>	<b>23</b>	<b>3-7</b>	<b>21-21</b>	<b>0-0</b>	<b>2</b>	<b>2-2</b>	<b>0</b>	<b>0</b>	<b>172</b>									

### SEASON STATISTICS

### CAREER STATISTICS

ALL PURPOSE	G	Rush	Rec	PR	KOR	IR	Tot	Avg/G		G	Rush	Rec	PR	KOR	IR	Tot	Avg/G
T. Williams	8	824	182	0	0	0	1006	125.8	.....	33	2679	465	0	265	0	3409	103.3
J. Sternberger	8	0	509	0	0	0	509	63.6	.....	8	0	509	0	0	0	509	63.6
Jashaun Corbin	7	202	69	0	198	0	469	67.0	.....	7	202	69	0	198	0	469	67.0
Quartney Davis	8	11	369	0	0	0	380	47.5	.....	16	11	369	0	0	0	380	23.8
Camron Buckley	8	0	359	0	0	0	359	44.9	.....	21	0	641	0	0	0	641	30.5
Roshauud Paul	8	0	70	145	43	0	258	32.2	.....	21	6	257	169	43	0	475	22.6
Kellen Mond	8	257	0	0	0	0	257	32.1	.....	19	597	0	0	0	0	597	31.4
Kendrick Rogers	7	0	225	0	0	0	225	32.1	.....	20	0	324	0	0	0	324	16.2
Jhamon Ausbon	5	0	221	0	0	0	221	44.2	.....	18	0	792	0	0	0	792	44.0
Kwame Etwi	5	102	16	0	50	0	168	33.6	.....	18	364	23	0	50	0	437	24.3
Hezekiah Jones	8	0	126	0	0	0	126	15.8	.....	20	0	139	0	0	0	139	6.9
Vernon Jackson	7	49	0	0	0	0	49	7.0	.....	7	49	0	0	0	0	49	7.0
C. Gillaspia	8	5	25	0	0	0	30	3.8	.....	37	5	25	3	27	0	60	1.6
Jacob Kibodi	2	26	0	0	0	0	26	13.0	.....	7	147	0	0	0	0	147	21.0
Deneric Prince	1	21	0	0	0	0	21	21.0	.....	1	21	0	0	0	0	21	21.0
Connor Blumrick	1	20	0	0	0	0	20	20.0	.....	1	20	0	0	0	0	20	20.0
Ryan Renick	7	0	8	0	10	0	18	2.6	.....	7	0	8	0	10	0	18	2.6
Jalen Preston	8	0	14	0	0	0	14	1.8	.....	7	0	14	0	0	0	14	2.0
Charles Strong Jr.	1	12	0	0	0	0	12	12.0	.....	1	12	0	0	0	0	12	12.0
Andrew Boykin	1	0	8	0	0	0	8	8.0	.....	1	0	8	0	0	0	8	8.0
Trevor Wood	8	0	8	0	0	0	8	1.0	.....	8	0	8	0	0	0	8	1.0
Nick Starkel	4	-6	0	0	0	0	-6	-1.5	.....	11	-48	0	0	0	0	-48	-4.4
Total.....	8	1491	2209	145	301	0	4146	518.2									
Opponents.....	8	714	1933	68	141	44	2900	362.5									

# SEASON/CAREER STATISTICS

## DEFENSE

DEFENSIVE LEADERS	SEASON STATISTICS											CAREER STATISTICS										
	GP	Solo	Ast	Total	TFL	Sacks	Int	PBU	FR	FF	Blk	GP	Solo	Ast	Total	TFL	Sacks	Int	PBU	FR	FF	Blk
42 Otaru Alaka	8	24	25	49	8.5	1.0	.	1	.	1	.	49	114	132	246	34.0	8.5	1	6	.	5	.
6 Donovan Wilson	8	20	20	40	2.0	1.0	1	.	.	.	.	44	110	71	181	19.0	4.0	7	5	2	3	.
25 Tyrel Dodson	8	24	13	37	2.0	0.5	.	2	1	.	.	34	89	80	169	14.5	6.0	3	10	2	.	.
46 Landis Durham	8	16	17	33	7.5	5.0	.	1	.	.	.	30	47	48	95	20.5	15.5	.	1	1	3	.
26 D. Capers-Smith	8	19	14	33	3.5	.	.	2	.	.	.	40	54	37	91	5.0	1.5	.	7	2	1	1
8 Kingsley Keke	8	11	20	31	7.5	5.0	.	.	.	.	.	47	50	80	130	17.5	10.0	.	6	2	.	.
4 Derrick Tucker	8	15	6	21	0.0	.	.	1	.	.	.	19	50	26	76	1.0	.	1	5	.	1	.
21 Charles Oliver	8	13	8	21	2.0	.	1	5	.	.	.	28	40	13	53	4.0	1.0	1	16	1	2	.
52 J. Madubuike	8	9	11	20	6.0	3.5	.	1	.	2	.	21	16	24	40	8.5	3.5	.	1	.	3	1
29 DeBione Renfro	8	16	1	17	0.0	.	.	3	.	.	.	21	57	14	71	2.0	.	.	8	1	4	.
34 Daylon Mack	8	8	8	16	3.5	2.0	.	1	.	.	1	47	43	49	92	20.5	4.5	.	2	.	2	1
1 Buddy Johnson	7	5	9	14	3.0	.	.	.	.	.	.	19	14	20	34	4.5	1.0	.	.	.	.	.
5 Bobby Brown, III	8	3	6	9	1.0	.	.	.	.	.	.	8	3	6	9	1.0	.	.	.	.	.	.
11 Larry Pryor	8	5	3	8	1.0	.	1	.	.	.	.	33	52	34	86	2.0	.	2	1	1	.	.
3 Tyree Johnson	8	1	6	7	0.5	.	.	.	.	.	.	8	1	6	7	0.5	.	.	.	.	.	.
9 Leon ONeal Jr.	8	4	3	7	1.0	.	.	.	.	.	.	8	4	3	7	1.0	.	.	.	.	.	.
14 Keldrick Carper	6	4	2	6	0.0	.	.	2	.	.	.	18	17	15	32	1.0	.	.	3	.	.	.
28 Travon Fuller	8	3	1	4	0.0	.	.	.	.	.	.	21	7	2	9	0.0	.	.	.	.	.	.
92 Jayden Peevy	8	1	3	4	1.0	1.0	.	1	.	.	.	20	5	16	21	2.0	2.0	.	2	.	.	1
12 C. Gillaspia	8	4	.	4	0.0	.	.	.	.	.	.	37	15	8	23	0.0	.	.	.	1	1	2
16 Brian Johnson	8	.	3	3	0.0	.	.	.	.	.	.	8	.	3	3	0.0	.	.	.	.	.	.
45 Austin Frey	8	.	2	2	0.0	.	.	.	.	.	.	42	2	3	5	0.0	.	.	.	.	.	.
34 Braden Mann	8	2	.	2	0.0	.	.	.	.	1	.	34	4	.	4	0.0	.	.	.	.	1	.
56 Keeath Magee II	2	1	1	2	0.0	.	.	.	.	.	.	2	1	1	2	0.0	.	.	.	.	.	.
93 Max Wright	8	.	2	2	0.0	.	.	.	.	.	.	8	.	2	2	0.0	.	.	.	.	.	.
11 Kellen Mond	8	1	1	2	0.0	.	.	.	.	.	.	19	1	1	2	0.0	.	.	.	.	.	.
1 Quartney Davis	8	.	1	1	0.0	.	.	.	.	.	.	16	.	1	1	0.0	.	.	.	.	.	.
15 Jeremiah Martin	8	1	.	1	0.0	.	.	.	.	.	.	8	1	.	1	0.0	.	.	.	.	.	.
90 T.D. Moton	2	1	.	1	1.0	1.0	.	.	.	.	.	2	1	.	1	1.0	1.0	.	.	.	.	.
9 Hezekiah Jones	8	1	.	1	0.0	.	.	.	.	.	.	20	1	.	1	0.0	.	.	.	.	.	.
73 Jared Hocker	8	1	.	1	0.0	.	.	.	.	.	.	15	1	.	1	0.0	.	.	.	.	.	.
10 Myles Jones	7	.	.	.	0.0	.	.	1	.	.	.	20	27	8	35	1.0	.	1	9	1	.	.
27 Roney Elam	8	.	.	.	0.0	.	.	1	.	.	.	29	5	4	9	0.0	.	.	2	.	.	.
<b>Total.....</b>	<b>8</b>	<b>213</b>	<b>186</b>	<b>399</b>	<b>51</b>	<b>20</b>	<b>3</b>	<b>22</b>	<b>1</b>	<b>4</b>	<b>1</b>											
<b>Opponents.....</b>	<b>8</b>	<b>340</b>	<b>256</b>	<b>596</b>	<b>51</b>	<b>26</b>	<b>6</b>	<b>31</b>	<b>4</b>	<b>6</b>	<b>1</b>											



# SEASON/CAREER STATISTICS

## DEFENSE / SPECIAL TEAMS

INTERCEPTIONS	SEASON STATISTICS					CAREER STATISTICS										
	No.	Yds	Avg	TD	Long	No.	Yds	Avg	TD	Long						
Larry Pryor	1	0	0.0	0	0	2	0	0.0	0	0						
Donovan Wilson	1	0	0.0	0	0	7	76	10.9	1	60						
Charles Oliver	1	0	0.0	0	0	1	0	0.0	0	0						
Total.....	3	0	0.0	0	0											
Opponents.....	6	44	7.3	0	20											
FUMBLE RETURNS	No.	Yds	Avg	TD	Long	No.	Yds	Avg	TD	Long						
Tyrel Dodson	0	0	0.0	1	0	0	0	0.0	1	0						
Total.....	0	0	0.0	1	0											
Opponents.....	3	49	16.3	1	40											
PUNT RETURNS	No.	Yds	Avg	TD	Long	No.	Yds	Avg	TD	Long						
Roshauud Paul	15	145	9.7	0	43	16	169	10.6	0	43						
Total.....	15	145	9.7	0	43											
Opponents.....	10	68	6.8	0	32											
KICK RETURNS	No.	Yds	Avg	TD	Long	No.	Yds	Avg	TD	Long						
Jashaun Corbin	6	198	33.0	1	100	6	198	33.0	1	100						
Kwame Etwi	3	50	16.7	0	19	3	50	16.7	0	19						
Roshauud Paul	3	43	14.3	0	18	3	43	14.3	0	18						
Ryan Renick	1	10	10.0	0	10	1	10	10.0	0	10						
Total.....	13	301	23.2	1	100											
Opponents.....	8	141	17.6	0	29											
FIELD GOALS	Att	Good	Long	B1kd		Att	Good	Long	B1kd	Pct.						
Seth Small	17	12	52	0		17	12	52	0	70.6						
Daniel LaCamera	5	3	52	1		50	38	52	1	76.0						
Total.....	22	15	52	1												
Opponents.....	7	3	47	1												
PUNTING	No.	Yds	Avg	Long	TB	FC	I20	B1kd	No.	Yds	Avg	Long	TB	FC	I20	B1kd
Braden Mann	31	1626	52.5	82	9	6	10	0	33	1720	52.1	82	9	7	11	0
Total.....	31	1626	52.5	82	9	6	10	0								
Opponents.....	57	2423	42.5	63	1	22	19	0								
KICKOFFS	No.	Yds	Avg	TB	OB	Retn	Net	YdLn	No.	Yds	Avg	TB	OB			
Braden Mann	48	3109	64.8	37	1				197	12515	63.5	125	6			
Total.....	48	3109	64.8	37	1	141	42.6	22								
Opponents.....	32	1872	58.5	11	2	301	40.5	24								

# GAME SUMMARIES



—/— **NORTHWESTERN ST** (0-1) **7**  
RV/RV **TEXAS A&M** (1-0) **59**

**THURSDAY, AUG. 30 • KYLE FIELD • COLLEGE STATION, TEXAS**  
**ATTENDANCE: 95,855 • TV: SEC NETWORK**

**COLLEGE STATION, Texas (AP)** -- Trayveon Williams ran for 240 yards and three touchdowns in just more than two quarters as Texas A&M routed Northwestern State 59-7 in coach Jimbo Fisher's debut with the Aggies on Thursday night.

Williams scored Texas A&M's first touchdown on a 73-yard run, and a 2-yard scamper made it 21-0 in the second quarter. The junior pushed the lead to 42-0 when he burst through the line and simply outran everyone else for a 40-yard score early in the third quarter in his last play of the night.

It was the second-best rushing performance in school history behind the 297 yards Bob Smith ran for against SMU on Nov. 11, 1950, and Williams became the 20th player in Texas A&M history to reach 2,000 career yards rushing (2,095). Kwami Etwi added 83 yards rushing and a score to help the Aggies rush for more than 400 yards (503) for the first time since 2003.

Kellen Mond started at quarterback for the Aggies after vying with Nick Starkel for the job throughout camp and threw for 184 yards and touchdown passes of 7 and 8 yards and added a score on a 1-yard run. Starkel took over in the third quarter with the game out of hand and threw for 63 yards and a touchdown.

The Aggies handled business easily against Northwestern State, an FCS school which plays in the Southland Conference, to help Fisher to a victory in his first game since leaving Florida State for a 10-year, \$75 million contract.

Northwestern State split plays at quarterback between Shelton Eppler and Clay Holgorsen. Eppler started and threw for 105 yards and Holgorsen finished with 125 yards passing and touchdown.

	1	2	3	4	SCORE
NSU	0	0	0	7	7
TAMU	7	28	17	7	59

## SCORING SUMMARY

<b>1ST</b>	11:41	TAMU	Williams 73 yd run (LaCamera kick)	3-93 1:24
<b>2ND</b>	14:56	TAMU	Sternberger 7 yd pass from Mond (LaCamera kick)	8-59 2:37
	08:11	TAMU	Williams 2 yd run (LaCamera kick)	9-76 3:58
	04:16	TAMU	Mond 1 yd run (LaCamera kick)	8-55 2:34
	00:06	TAMU	Sternberger 8 yd pass from Mond (LaCamera kick)	13-87 2:21
<b>3RD</b>	12:20	TAMU	Williams 40 yd run (LaCamera kick)	6-65 2:40
	09:23	TAMU	Etwi 4 yd run (LaCamera kick)	6-61 2:06
	03:24	TAMU	LaCamera 52 yd field goal	11-57 4:45
<b>4TH</b>	14:39	NSU	Ferguson 71 yd pass from Holgorsen (Fendrick kick)	1-77 0:14
	08:00	TAMU	Preston 14 yd pass from Starkel (LaCamera kick)	11-75 6:39

	NSU	TAMU
FIRST DOWNS	13	40
RUSHES-YARDS (NET)	13-21	61-503
PASSING YDS (NET)	230	255
Passes Att-Comp-Int	35-18-0	35-23-0
TOTAL OFFENSE PLAYS-YARDS	48-251	96-758
Fumble Returns-Yards	1-6	0-0
Punt Returns-Yards	1-0	3-9
Kickoff Returns-Yards	3-66	1-13
Interception Returns-Yards	0-0	0-0
Punts (Number-Avg)	9-42.1	2-52.5
Fumbles-Lost	1-0	2-1
Penalties-Yards	11-93	8-95
Possession Time	18:57	41:03
Third-Down Conversions	1 of 12	8 of 11
Fourth-Down Conversions	0 of 0	0 of 0
Red-Zone Scores-Chances	0-1	6-7
Sacks By: Number-Yards	2-17	0-0

**RUSHING:** **NSU**-Holgorsen, Clay 2-7; West, Jared 4-7; Anderson, Stadford 4-4; Smith, Da'Von 3-3. **Texas A&M**-T. Williams 20-240; Kwame Etwi 8-83; Jashaun Corbin 8-49; Vernon Jackson 7-49; Jacob Kibodi 3-26; Deneric Prince 2-21; Connor Blumrick 3-20; Charles Strong 4-12; Kellen Mond 6-3.

**PASSING:** **NSU**-Holgorsen, Clay 9-19-0-125; Eppler, Shelton 9-16-0-105. **Texas A&M**-Kellen Mond 17-25-0-184; Nick Starkel 5-8-0-63; Connor Blumrick 1-1-0-8; Team 0-1-0-0.

**RECEIVING:** **NSU**-Ferguson, Jazz 4-129; Shorts, Quan 4-20; Watson, Jaylen 3-30; West, Jared 3-18; Anderson, Stadford 1-12; Chapman, Marquisian 1-9; Smith, Da'Von 1-7; Bourque, Bryson 1-5. **Texas A&M**-Jhamon Ausbon 6-81; J. Sternberger 5-56; Camron Buckley 3-44; Kendrick Rogers 2-33; Jalen Preston 1-14; Ryan Renick 1-8; Jashaun Corbin 1-8; Andrew Boykin 1-8; Roshaud Paul 1-2; T. Williams 1-2; C. Gillaspia 1-minus 1.

**INTERCEPTIONS:** **NSU**-None. **Texas A&M**-None.

**FUMBLES:** **NSU**-Bourgeois, Hayden 1-0. **Texas A&M**-Roshaud Paul 1-0; Vernon Jackson 1-1.



2/2 **CLEMSON** (2-0) **28**  
RV/RV **TEXAS A&M** (1-1) **26**

**SATURDAY, SEPT. 8 • KYLE FIELD • COLLEGE STATION, TEXAS**  
**ATTENDANCE: 104,794 • TV: ESPN**

**COLLEGE STATION, Texas (AP)** -- Kelly Bryant threw for 205 yards and a touchdown and ran for another score to help No. 2 Clemson escape with a 28-26 victory over Kellen Mond and Texas A&M on Saturday night.

Mond was spectacular in the second half, throwing for three touchdowns, with a 14-yard pass to Kendrick Rogers cutting the lead to 28-26 with 46 seconds left. But his big performance came up just short when the 2-point conversion attempt was intercepted in the end zone.

Mond finished with a career-high 430 yards passing and Rogers had 120 yards receiving and two TDs.

Freshman Trevor Lawrence started the second half, but failed to move the ball effectively and Bryant took over and led the Tigers on two touchdown drives in the last five minutes of the third quarter to extend the lead to 15 points.

Mond got the Aggies to 28-20 when he threw a 14-yard pass to Quartney Davis with about 14 minutes left.

The Aggies were driving with about two minutes left when Davis ran after making a catch and K'Von Wallace caused him to fumble the ball out of the back of the end zone for a touchback to give Clemson the ball. The call was reviewed but upheld and Texas A&M coach Jimbo Fisher got in the face of one of the referees and yelled for a bit as Davis doubled over in disbelief and covered his face as he was consoled by teammates.

Clemson's vaunted defensive line, led by first-team All-America end, Clelin Ferrell and tackle Christian Wilkins and second-team All-America tackle Dexter Lawrence, helped the Tigers pile up 10 tackles for losses and four sacks.

	1	2	3	4	SCORE
CLEMSON	7	7	14	0	28
TAMU	3	0	10	13	26

## SCORING SUMMARY

<b>1ST</b>	04:28	TAMU	LaCamera 40 yd field goal	8-32 3:29
	01:23	CU	Bryant 1 yd run (Huegel kick)	7-75 3:05
<b>2ND</b>	14:13	CU	Higgins 64 yd pass from Lawrence (Huegel kick)	1-64 0:14
<b>3RD</b>	10:37	TAMU	LaCamera 40 yd field goal	5-34 2:28
	04:59	CU	Overton 8 yd pass from Bryant (Huegel kick)	4-73 1:29
	04:22	TAMU	Rogers 9 yd pass from Mond (LaCamera kick)	2-78 0:37
	01:01	CU	Etienne 1 yd run (Huegel kick)	8-75 3:21
<b>4TH</b>	14:07	TAMU	Davis 14 yd pass from Mond (LaCamera kick)	6-75 1:54
	00:46	TAMU	Rogers 24 yd pass from Mond (Mond pass intcpt)	3-49 0:26

	CU	TAMU
FIRST DOWNS	14	25
RUSHES-YARDS (NET)	32-115	32-71
PASSING YDS (NET)	298	430
Passes Att-Comp-Int	27-17-0	40-23-0
TOTAL OFFENSE PLAYS-YARDS	59-413	72-501
Fumble Returns-Yards	1-3	0-0
Punt Returns-Yards	2-9	2-25
Kickoff Returns-Yards	1-16	2-34
Interception Returns-Yards	0-0	0-0
Punts (Number-Avg)	8-40.1	5-55.0
Fumbles-Lost	2-0	3-2
Penalties-Yards	4-49	5-32
Possession Time	26:08	33:52
Third-Down Conversions	4 of 13	6 of 16
Fourth-Down Conversions	0 of 1	0 of 0
Red-Zone Scores-Chances	3-4	3-4
Sacks By: Number-Yards	4-19	1-8

**RUSHING:** **CLEMSON**-Kelly Bryant 15-54; Travis Etienne 8-44; Adam Choice 3-27; Tavien Feaster 2-minus 1; Trevor Lawrence 2-minus 1; TEAM 2-minus 8. **Texas A&M**-Kellen Mond 10-33; T. Williams 17-31; Kwame Etwi 3-8; C. Gillaspia 1-5; Nick Starkel 1-minus 6.

**PASSING:** **CLEMSON**-Kelly Bryant 12-17-0-205; Trevor Lawrence 5-9-0-93; Hunter Renfrow 0-1-0-0. **Texas A&M**-Kellen Mond 23-40-0-430; Nick Starkel 0-0-0-0.

**RECEIVING:** **CLEMSON**-Amari Rodgers 5-73; Hunter Renfrow 4-59; Tee Higgins 3-123; Travis Etienne 3-23; Diondre Overton 2-20. **Texas A&M**-Kendrick Rogers 7-120; Camron Buckley 4-93; Jhamon Ausbon 3-61; T. Williams 3-40; J. Sternberger 2-48; Quartney Davis 2-39; C. Gillaspia 1-21; Trevor Wood 1-8.

**INTERCEPTIONS:** **CLEMSON**-None. **Texas A&M**-None.

**FUMBLES:** **CLEMSON**-Kelly Bryant 1-0; TEAM 1-0. **Texas A&M**-T. Williams 1-0; Quartney Davis 1-1; Nick Starkel 1-1.



# GAME SUMMARIES

	ARKANSAS (1-4, 0-2)	17
	RV/RV TEXAS A&M (3-2, 1-1)	24

SATURDAY, SEPT. 29 • AT&T STADIUM • ARLINGTON, TEXAS  
ATTENDANCE: 55,383 • TV: ESPN

**ARLINGTON, Texas (AP)** -- Jashaun Corbin had the first 100-yard kickoff return to start a game for Texas A&M since 1994. Trayveon Williams ran for 153 yards with two touchdowns and the Aggies beat Arkansas 24-17 on Saturday for coach Jimbo Fisher's first Southeastern Conference victory.

Corbin, a true freshman, fielded his first career return at the edge of the end zone and took off before shooting through an open gap across the field toward the opposite sideline. He streaked by the A&M bench and scored untouched to put the Aggies (3-2, 1-1 SEC) ahead to stay.

Williams, whose 1-yard score capped A&M's first offensive possession, had a 4-yard TD with 5 minutes left that made it 24-10 and proved to be the decisive score.

Arkansas (1-4, 0-2) was already down 17-0 after having minus-3 total yards with no first downs and punting on each of its first four offensive possessions.

But because of two interceptions thrown by Kellen Mond and two missed field goals by Seth Small, the Razorbacks still had a chance when they got the ball back with less than 2 minutes left in the game. But their attempt to force overtime for the fourth time in the last five games in the series ended when Donovan Wilson intercepted a pass by Ty Storey with 1:11 left.

Texas A&M has won seven consecutive games against former Southwest Conference rival Arkansas since they reconnected in the SEC in 2012. It's the longest winning streak by either team in the 75-game series that dates back to 1903.

	1	2	3	4	SCORE
ARK	0	7	3	7	17
TAMU	14	3	0	7	24

## SCORING SUMMARY

<b>1ST</b>	14:46	TAMU	Corbin 100 yd kickoff return (Small kick)	-
	08:36	TAMU	Williams 1 yd run (Small kick)	9-79 4:50
<b>2ND</b>	12:36	TAMU	Small 30 yd field goal	7-48 2:36
	09:35	ARK	Kelley 1 yd run (Limpert kick)	7-75 3:01
<b>3RD</b>	11:16	ARK	Limpert 47 yd field goal	9-46 3:44
<b>4TH</b>	05:03	TAMU	Williams 4 yd run (Small kick)	7-61 3:31
	03:16	ARK	Woods 29 yd pass from Storey (Limpert kick)	6-75 1:47

	ARK	TAMU
FIRST DOWNS	11	24
RUSHES-YARDS (NET)	26-55	46-176
PASSING YDS (NET)	193	201
Passes Att-Comp-Int	27-14-1	26-17-2
TOTAL OFFENSE PLAYS-YARDS	53-248	72-377
Fumble Returns-Yards	0-0	0-0
Punt Returns-Yards	0-0	3--2
Kickoff Returns-Yards	1-11	2-110
Interception Returns-Yards	2-5	1-0
Punts (Number-Avg)	8-43.2	4-48.8
Fumbles-Lost	1-0	0-0
Penalties-Yards	6-61	7-44
Possession Time	23:04	36:56
Third-Down Conversions	3 of 12	2 of 10
Fourth-Down Conversions	0 of 0	1 of 1
Red-Zone Scores-Chances	1-1	3-5
Sacks By: Number-Yards	3-18	5-25

**RUSHING:** **ARK**-Rakeem Boyd 10-47; Tj Hammonds 3-6; Chase Hayden 1-1; Ty Storey 10-1; Cole Kelley 1-1; Team 1-minus 1. **Texas A&M**-T. Williams 29-152; Kellen Mond 11-14; Jashaun Corbin 4-12; Team 2-minus 2.

**PASSING:** **ARK**-Ty Storey 14-26-1-193; Cole Kelley 0-1-0-0. **Texas A&M**-Kellen Mond 17-26-2-201.

**RECEIVING:** **ARK**-Rakeem Boyd 4-33; Cheyenne O'Grady 3-77; Mike Woods 2-50; Jordan Jones 2-6; Jared Cornelius 1-11; LaMichael Pettway 1-10; Deon Stewart 1-6. **Texas A&M**-Cameron Buckley 5-72; J. Sternberger 4-51; Hezekiah Jones 4-33; Roshaud Paul 1-19; T. Williams 1-13; Quartney Davis 1-8; Jhamon Ausbon 1-5.

**INTERCEPTIONS:** **ARK**-Dre Greenlaw 2-5. **Texas A&M**-Donovan Wilson 1-0.

**FUMBLES:** **ARK**-Ty Clary 1-0. **Texas A&M**-None.

	13/15 KENTUCKY (5-1, 3-1)	OT	14
	RV/RV TEXAS A&M (4-2, 2-1)		20

SATURDAY, OCT. 6 • KYLE FIELD • COLLEGE STATION, TEXAS  
ATTENDANCE: 99,829 • TV: ESPN

**COLLEGE STATION, Texas (AP)** -- Trayveon Williams flipped into the end zone on a 10-yard run in overtime to give the Texas A&M a 20-14 victory over No. 13 Kentucky on Saturday night.

The Wildcats' Miles Butler missed a 43-yard field goal to start overtime, with the ball bouncing back off the crossbar, and the Aggies capitalized with Williams' touchdown run four plays later.

The Aggies (4-2, 2-1 Southeastern Conference) appeared to be in control and were trying to drain the clock when Mond fumbled, and safety Darius West scooped up the ball and returned it 40 yards for a touchdown to it at 14 with 4:17 remaining.

Texas A&M took a 14-7 lead early in the fourth quarter when Kellen Mond tried throwing underneath to Cameron Buckley. The ball glanced off of Buckley's hands and right into those of tight end Jace Sternberger, who scooted 46 yards up the middle for a go-ahead touchdown.

The Aggies snapped a six-game losing streak to Associated Press Top 25 opponents, including losses this season to top-ranked Alabama and then-No. 2 Clemson.

The Wildcats (5-1, 3-1) were trying to improve to 6-0 for the first time since 1950.

	1	2	3	4	OT	SCORE
KENTUCKY	7	0	0	7	0	14
TAMU	0	7	0	7	6	20

## SCORING SUMMARY

<b>1ST</b>	01:10	UK	Bowden Jr. 54 yd pass from Wilson (Butler kick)	5-68 2:22
<b>2ND</b>	01:14	TAMU	Davis 3 yd pass from Mond (Small kick)	13-70 4:43
<b>4TH</b>	10:13	TAMU	Sternberger 46 yd pass from Mond (Small kick)	2-48 0:54
	04:17	UK	West 40 yd fumble recovery (Butler kick)	-
<b>OT</b>	15:00	TAMU	Williams 10 yd run	4-25 0:00

	UK	TAMU
FIRST DOWNS	8	21
RUSHES-YARDS (NET)	30-70	45-164
PASSING YDS (NET)	108	226
Passes Att-Comp-Int	20-13-0	30-18-1
TOTAL OFFENSE PLAYS-YARDS	50-178	75-390
Fumble Returns-Yards	1-40	0-0
Punt Returns-Yards	2-1	4-65
Kickoff Returns-Yards	0-0	1-12
Interception Returns-Yards	1-19	0-0
Punts (Number-Avg)	10-48.7	5-59.6
Fumbles-Lost	3-0	3-1
Penalties-Yards	8-52	6-25
Possession Time	25:02	34:58
Third-Down Conversions	2 of 13	7 of 17
Fourth-Down Conversions	0 of 0	1 of 2
Red-Zone Scores-Chances	0-1	2-3
Sacks By: Number-Yards	4-27	6-25

**RUSHING:** **UK**-Benny Snell 13-60; Asim Rose 3-6; Terry Wilson 14-4. **Texas A&M**-T. Williams 24-138; Jashaun Corbin 4-22; Kellen Mond 16-15; Team 1-minus 11.

**PASSING:** **UK**-Terry Wilson 13-20-0-108. **Texas A&M**-Kellen Mond 18-29-1-226; Team 0-1-0-0.

**RECEIVING:** **UK**-Benny Snell 4-18; Lynn Bowden Jr. 3-55; C.J. Conrad 3-25; Josh Ali 1-5; Asim Rose 1-3; Dorian Baker 1-2. **Texas A&M**-T. Williams 6-72; J. Sternberger 5-95; Quartney Davis 3-24; Kendrick Rogers 2-13; Jashaun Corbin 1-15; Camron Buckley 1-7.

**INTERCEPTIONS:** **UK**-Darius West 1-19. **Texas A&M**-None.

**FUMBLES:** **UK**-Terry Wilson 1-0; Benny Snell 1-0; Asim Rose 1-0. **Texas A&M**-Kellen Mond 2-1; Erik McCoy 1-0.



# GAME SUMMARIES



22/22	<b>TEXAS A&amp;M</b> (5-2, 3-1)	<b>26</b>
-/-	<b>SOUTH CAROLINA</b> (3-2, 2-3)	<b>23</b>

**SATURDAY, OCT. 13 • WILLIAMS-BRICE STADIUM • COLUMBIA, SOUTH CAROLINA**  
**ATTENDANCE: 76,871 • TV: SEC NETWORK**

**COLUMBIA, S.C. (AP) --** Kellen Mond threw for 353 yards and freshman Seth Small had four field goals, including the go-ahead kick in the fourth quarter, to lift No. 22 Texas A&M to a 26-23 victory over South Carolina on Saturday.

The Aggies (5-2, 3-1 Southeastern Conference) won their third straight this season and moved to 5-0 against the Gamecocks (3-3, 2-3) since joining the league in 2012.

Mond also had a 4-yard touchdown pass to Jace Sternberger in the second quarter and, when Small hit a 32-yard field goal on the Aggies' first drive of the second half to go up 16-0, it looked like more than enough to put away the Gamecocks, who managed just 102 yards of offense the first 30 minutes.

That's when Jake Bentley, returning after missing last week's win over Missouri with a knee injury, led a pair of third-quarter TD drives -- and the two-point conversions both times.

Bentley had a 22-yard scoring pass to Shi Smith to start the comeback, then hit Chavis Dawkins for a 33-yard touchdown throw off a flea flicker.

Bryan Edwards caught both two-point tries, stretching second across the line before falling out of bounds to tie the game.

Texas A&M responded with the winning drive next time out, moving 45 yards to set Small up for a 39-yard field goal with 9:16 left.

The Aggies sealed things with Trayveon Williams' 3-yard scoring run with 1:36 left.

South Carolina got a final TD pass from Bentley to Samuel with 48 seconds to go, but could not execute an onside kick attempt. Texas A&M ran out the clock.

Mond got the Aggies going when he found his big tight end Sternberger. The 6-foot-4, 250-pound junior had a 53-yard reception where he dragged safety Steven Montac (some 65 pounds lighter) about 25 yards inside the South Carolina 10.

Small opened Texas A&M's scoring with a 52-yard field goal, the freshman tying his career long kick.

South Carolina struggled with Bentley back behind center in the opening half. The junior, talked about at times this season as an NFL prospect, was 6 of 17 passing the first 30 minutes for 46 yards. He had an awful interception in the end zone to kill off the Gamecocks best scoring chance of the half.

Mond was 25 of 37 passing. His 353 yards was the second most of his career after throwing for 430 yards in a 28-26 loss to No. 4 Clemson last month.

	<b>1</b>	<b>2</b>	<b>3</b>	<b>4</b>	<b>SCORE</b>
<b>TAMU</b>	3	10	3	10	<b>26</b>
<b>SC</b>	0	0	16	7	<b>23</b>

## SCORING SUMMARY

<b>1ST</b>	00:31	TAMU	Small 52 yd field goal	10-45 4:38
<b>2ND</b>	04:19	TAMU	Sternberger 4 yd pass from Mond (Small kick)	5-94 3:12
	00:00	TAMU	Small 20 yd field goal	9-73 3:21
<b>3RD</b>	08:36	TAMU	Small 32 yd field goal	11-60 6:24
	04:54	SC	Smith 22 yd pass from Bentley (Edwards pass from Bentley)	10-82 3:35
	00:24	SC	Dawkins 33 yd pass from Bentley (Edwards pass from Bentley)	7-88 2:43
<b>4TH</b>	09:16	TAMU	Small 39 yd field goal	11-55 6:02
	01:36	TAMU	Williams 3 yd run (Small kick)	11-78 5:45
	00:48	SC	Samuel 6 yd pass from Bentley (White kick)	5-75 0:48

	<b>TAMU</b>	<b>SC</b>
FIRST DOWNS	25	19
RUSHES-YARDS (NET)	40-105	18-76
PASSING YDS (NET)	353	223
Passes Att-Comp-Int	37-25-0	35-17-1
TOTAL OFFENSE PLAYS-YARDS	77-458	53-299
Fumble Returns-Yards	0-0	0-0
Punt Returns-Yards	2-15	2-34
Kickoff Returns-Yards	2-48	2-32
Interception Returns-Yards	1-0	0-0
Punts (Number-Avg)	4-52.2	6-50.7
Fumbles-Lost	0-0	1-1
Penalties-Yards	12-117	4-39
Possession Time	42:20	17:40
Third-Down Conversions	3 of 13	2 of 9
Fourth-Down Conversions	0 of 0	1 of 1
Red-Zone Scores-Chances	5-5	1-2
Sacks By: Number-Yards	1-10	2-15

**RUSHING: Texas A&M**-T. Williams 19-78; Kellen Mond 13-25; Jashaun Corbin 5-21; Team 3-minus 19. **South Carolina**-Ty Son Williams 7-48; Rico Dowdle 7-19; Jake Bentley 4-9.

**PASSING: Texas A&M**-Kellen Mond 25-37-0-353. **South Carolina**-Jake Bentley 17-35-1-223.

**RECEIVING: Texas A&M**-Quartney Davis 9-127; J. Sternberger 7-145; Camron Buckley 3-44; Hezekiah Jones 3-24; Jashaun Corbin 2-9; T. Williams 1-4. **South Carolina**-Deebo Samuel 7-88; Bryan Edwards 4-42; Shi Smith 3-51; Chavis Dawkins 1-33; Jacob August 1-6; Kiel Pollard 1-3.

**INTERCEPTIONS: Texas A&M**-Charles Oliver 1-0. **South Carolina**-None.

**FUMBLES: Texas A&M**-None. **South Carolina**-Bryan Edwards 1-1.



16/17	<b>TEXAS A&amp;M</b> (5-3, 3-2)	<b>13</b>
RV/RV	<b>MISSISSIPPI STATE</b> (5-3, 2-3)	<b>28</b>

**SATURDAY, OCT. 27 • DAVIS WADE STADIUM • STARKVILLE, MISSISSIPPI**  
**ATTENDANCE: 57,085 • TV: ESPN**

**STARKVILLE, MISS. (AP) --** Nick Fitzgerald threw for 241 yards and two touchdowns and ran for two more scores to lead Mississippi State over No. 16 Texas A&M 28-13 on Saturday night.

Mississippi State (5-3, 2-3 Southeastern Conference) won thanks to an unexpected boost from its passing game, which was among the least productive in the SEC coming into the night. One week after throwing four interceptions in a miserable loss to LSU, Fitzgerald completed 14 of 22 passes, including several big gains that swung the game in favor of the Bulldogs.

The biggest might have been a 84-yard strike to Stephen Guidry on third-and-21 that set up a 1-yard touchdown run by Fitzgerald and gave the Bulldogs a 21-13 lead early in the fourth quarter.

Mississippi State's defense was able to take it from there, and Erroll Thompson's interception in the end zone with 2:36 remaining -- along with Fitzgerald's 76-yard touchdown run on the ensuing drive -- sealed the victory.

Texas A&M (5-3, 3-2) had its three-game winning streak snapped. Kellen Mond completed 23 of 46 passes for 232 yards, one touchdown and one interception. The Aggies had just 61 yards rushing.

Mississippi State's surprising ability to throw the ball started on the opening drive. Fitzgerald completed 6 of 7 passes for 59 yards, including a 25-yard touchdown to Stephen Guidry for a 7-0 lead. It was the team's first passing touchdown in more than four SEC games.

Texas A&M rallied to take a 10-7 lead into halftime but didn't score a touchdown in the second half. The Aggies might have had more success in the first half, but several dropped passes hurt promising drives.

	<b>1</b>	<b>2</b>	<b>3</b>	<b>4</b>	<b>SCORE</b>
<b>TAMU</b>	0	10	3	0	<b>13</b>
<b>MISS ST</b>	7	0	7	14	<b>28</b>

## SCORING SUMMARY

<b>1ST</b>	07:19	MS	Guidry 25 yd pass from Fitzgerald (Christmann kick)	12-79 6:38
<b>2ND</b>	04:42	TAMU	Small 34 yd field goal	9-40 5:28
	00:14	TAMU	Davis 34 yd pass from Mond (Small kick)	4-64 0:34
<b>3RD</b>	11:17	MS	Mitchell 38 yd pass from Fitzgerald (Christmann kick)	7-75 3:43
	01:41	TAMU	Small 41 yd field goal	5-5 1:48
<b>4TH</b>	13:53	MS	Fitzgerald 1 yd run (Christmann kick)	6-75 2:48
	02:17	MS	Fitzgerald 76 yd run (Christmann kick)	2-80 0:19

	<b>TAMU</b>	<b>MSST</b>
FIRST DOWNS	19	15
RUSHES-YARDS (NET)	22-61	31-143
PASSING YDS (NET)	232	241
Passes Att-Comp-Int	46-23-1	22-14-0
TOTAL OFFENSE PLAYS-YARDS	68-293	53-384
Fumble Returns-Yards	0-0	0-0
Punt Returns-Yards	1-33	1-1
Kickoff Returns-Yards	3-50	0-0
Interception Returns-Yards	0-0	1-0
Punts (Number-Avg)	4-38.8	4-36.8
Fumbles-Lost	0-0	0-0
Penalties-Yards	7-40	10-95
Possession Time	32:52	27:08
Third-Down Conversions	4 of 14	7 of 12
Fourth-Down Conversions	0 of 2	0 of 1
Red-Zone Scores-Chances	2-3	1-1
Sacks By: Number-Yards	3-26	3-29

**RUSHING: Texas A&M**-Jashaun Corbin 3-33; T. Williams 10-26; Kellen Mond 9-2. **Mississippi State**-Nick Fitzgerald 16-88; Aeris Williams 9-35; Nick Gibson 4-22; K. Thompson 1-1; TEAM 1-minus 3.

**PASSING: Texas A&M**-Kellen Mond 23-46-1-232. **Mississippi State**-Nick Fitzgerald 14-22-0-241.

**RECEIVING: Texas A&M**-Quartney Davis 6-59; Hezekiah Jones 5-51; T. Williams 4-45; Camron Buckley 3-30; J. Sternberger 2-13; Jashaun Corbin 2-13; Kendrick Rogers 1-21. **Mississippi State**-Osirus Mitchell 6-96; Stephen Guidry 3-130; Dedrick Thomas 2-4; Jesse Jackson 2-1; Aeris Williams 1-10.

**INTERCEPTIONS: Texas A&M**-None. **Mississippi State**-Erroll Thompson 1-0.

**FUMBLES: Texas A&M**-None. **Mississippi State**-None.