



2023 AUBURN BASEBALL

AUBURN ATHLETICS COMMUNICATIONS: 392 SOUTH DONAHUE DRIVE || AUBURN, AL 36849 || AUBURNTIGERS.COM || @AUBURN_BASEBALL

2023 SCHEDULE

Day	Date	Opponent	Time/Result
FRI	FEB. 17	INDIANA	W, 8-4
SAT	FEB. 18	INDIANA	W, 6-1
SUN	FEB. 19	INDIANA	L, 2-11
Tue	Feb. 21	vs. North Alabama	W, 13-1 (7)
FRI	FEB. 24	USC	W, 5-3
SAT	FEB. 25	USC	W, 12-6
SUN	FEB. 26	USC	T, 12-12
WED	MAR. 1	FLORIDA A&M	W, 18-8 (7)
FRI	MAR. 3	LIPSCOMB	W, 7-3
SAT	MAR. 4	LIPSCOMB	W, 12-11
SUN	MAR. 5	LIPSCOMB	W, 4-3
TUE	MAR. 7	UAB	W, 4-1
Wed	Mar. 8	at Jacksonville State	W, 6-3
FRI	MAR. 10	SOUTHEASTERN	6 PM
SAT	MAR. 11	SOUTHEASTERN	2 PM
SUN	MAR. 12	SOUTHEASTERN	1 PM
TUE	MAR. 14	GEORGIA TECH	6 PM
Fri	Mar. 17	at Arkansas*	6:30 pm
Sat	Mar. 18	at Arkansas*	2 pm
Sun	Mar. 19	at Arkansas*	2 pm
Tue	Mar. 21	vs. South Alabama	6 pm
THU	MAR. 23	GEORGIA*	6 PM
FRI	MAR. 24	GEORGIA*	6 PM
SAT	MAR. 25	GEORGIA*	2 PM
TUE	MAR. 28	NORTH ALABAMA	6 PM
Fri	Mar. 31	at Florida*	5:30 pm
Sat	Apr. 1	at Florida*	5:30 pm
Sun	Apr. 2	at Florida*	12 pm
Tue	Apr. 4	at UAB	6 pm
THU	APR. 6	TEXAS A&M*	7 PM
FRI	APR. 7	TEXAS A&M*	6 PM
SAT	APR. 8	TEXAS A&M*	4 PM
Tue	Apr. 11	at Georgia Tech	5 pm
Fri	Apr. 14	at Alabama*	TBA
Sat	Apr. 15	at Alabama*	TBA
Sun	Apr. 16	at Alabama*	TBA
TUE	APR. 18	SAMFORD	6 PM
FRI	APR. 21	MISSISSIPPI STATE*	6 PM
SAT	APR. 22	MISSISSIPPI STATE*	2 PM
SUN	APR. 23	MISSISSIPPI STATE*	1 PM
TUE	APR. 25	TROY	6 pm
Fri	Apr. 28	at South Carolina*	6 pm
Sat	Apr. 29	at South Carolina*	3 pm
Sun	Apr. 30	at South Carolina*	11 am
FRI	MAY 5	LSU*	6 PM
SAT	MAY 6	LSU*	8 PM
SUN	MAY 7	LSU*	1 PM
Tue	May 9	at Samford	6 pm
Thu	May 11	at Ole Miss*	7 pm
Fri	May 12	at Ole Miss*	6:30 pm
Sat	May 13	at Ole Miss*	2 pm
TUE	MAY 16	JACKSONVILLE STATE	6 PM
THU	MAY 18	MISSOURI*	6 PM
FRI	MAY 19	MISSOURI*	6 PM
SAT	MAY 20	MISSOURI*	2 PM

POSTSEASON		
May 23-28	SEC Tournament	TBA
June 2-5	NCAA Regionals	TBA
June 9-12	NCAA Super Regionals	TBA
June 16-26	College World Series	TBA

Home games in **BOLD CAPS**

All home games at Plainsman Park | All times central

* SEC game

GAMES 14-16

AUBURN, ALA. (Samford Stadium-Hitchcock Field at Plainsman Park)



#11 AUBURN TIGERS (11-1-1, 0-0 SEC)

Head Coach: Butch Thompson (Birmingham-Southern, 1992)

Career Record: 272-186-1 (9th season) | Record at Auburn: 233-165-1 (8th season)

VS.



SOUTHEASTERN LIONS (9-4, 0-0 SLC)

Head Coach: Matt Riser (Tulane, 2007)

Career Record: 304-203 (10th season) | Record at SLU: 304-203 (10th season)

» QUICK HITTERS

- Wednesday's win at Jacksonville State marked Auburn's sixth comeback win this season.
- The team's 10-game unbeaten streak is its longest since winning 15 games in a row in 2019.
- The pitching staff has held the opponent to three or fewer runs in three straight games, turning in a 2.00 ERA - six earned runs in 27.0 innings - during the span.
- Starting pitching has turned in 10.2 scoreless innings with two hits, three walks and 14 strikeouts in two games this week.
- Auburn's offense has double digit hits in seven of the last 10 games and is hitting .335 with 93 runs on 114 hits during the stretch.
- Cole Foster, Ike Irish and Bryson Ware are hitting a combined .482 (54-for-112) in the last 10 games.
- This weekend's matchup marks a rematch of the 2022 Auburn Regional opener in which Auburn scored 11 runs with four homers in the first inning and ultimately won 19-7.
- The Tigers are 3-0 all-time against Southeastern, outscoring the Lions 46-14 in the series.

PITCHING MATCHUP

AUBURN		SOUTHEASTERN	
FRI	JR LHP Tanner Bauman (1-0, 3.60)	vs.	R-SO RHP Brennan Stuprich (0-1, 7.45)
SAT	FR LHP Zach Crotchfelt (0-0, 6.35)	vs.	JR RHP Will Kinzeler (0-0, 3.38)
SUN	TBA	vs.	TBA

GAME INFO

Date: Friday-Sunday, Mar. 10-12, 2023
Game Time: 6 p.m. / 2 p.m. / 1 p.m. CT
Site: Auburn, Ala. / Plainsman Park (4,096)
TV: SEC Network+ (Saturday / Sunday)
Talent: Radio passthrough
Radio: 93.9/95.9 FM | AuburnTigers.com
Talent: Andy Burcham, Brad Law, Paul Ellen
Live Stats: StatBroadcast.com
Twitter Updates: @AuburnBaseball
Postgame Recap: AuburnTigers.com
Series History: Auburn leads, 3-0
Auburn: Auburn leads, 2-0
Hammond: Never met
Neutral: Auburn leads, 1-0
Last Meeting: Auburn 19, Southeastern 7 (6/2/22)
Streak: W3

AUBURN

11-1-1, 0-0 SEC

Team Leaders

Batting Average:	SR IF Bryson Ware (.511)
Runs:	FR C/IF Ike Irish (16)
2B:	FR C/IF Ike Irish (7)
HR:	SR IF Bryson Ware (7)
RBI:	SR IF Bryson Ware (19)
Stolen Bases:	SR C Nate LaRue (3-3)

SOUTHEASTERN

9-4, 0-0 SLC

Team Leaders

Batting Average:	5th OF/IF Tyler Finke (.375)
Runs:	5th OF/IF Tyler Finke (22)
2B:	5th OF/IF Tyler Finke (4)
HR:	Four tied (2)
RBI:	SR IF Shea Thomas (20)
Stolen Bases:	5th OF/IF Tyler Finke (15-16)

POTENTIAL STARTING LINEUP

Pos.	#	Player	AVG	AB	R	H	2B	3B	HR	RBI	SB-SBA	BB
C	24	Nate LaRue	.094	32	2	3	0	0	0	3	3-3	5
1B	18	Ike Irish	.481	52	16	25	7	1	0	11	1-1	8
2B	1	Caden Green	.259	27	7	7	1	0	0	1	1-1	4
3B	8	Bryson Ware	.511	47	14	24	6	1	7	19	1-1	5
SS	7	Cole Foster	.404	47	14	19	3	0	1	13	1-3	12
LF	3	Chris Stanfield	.429	21	4	9	2	1	0	6	2-2	1
CF	5	Kason Howell	.255	47	6	12	6	0	0	5	0-0	1
RF	14	Justin Kirby	.240	50	14	12	4	1	6	17	0-0	9
DH	27	Bobby Peirce	.344	32	6	11	1	0	1	9	0-0	0



AUBURN'S RECORD WHEN...

	2023	Under Thompson
Overall	11-1-1	233-165-1
SEC	0-0	79-100
Non-Conference	11-1-1	133-48-1
Postseason	0-0	21-17
Home	9-1-1	155-73-1
Away	1-0	53-69
Neutral	1-0	21-20
Current streak	W6	W6
Last 5 games	5-0-0	5-0-0
Last 10 games	9-0-1	9-0-1

Situational:

AU scores first	6-0	152-54
Opp. scores first	5-1-1	81-111-1
AU scores 4+ runs	11-0-1	212-73-1
AU scores 3 runs or less	0-1	21-92
AU leads after 7 innings	9-0	189-16
8 innings	8-0	210-14
AU trails after 7 innings	2-1	18-121
8 innings	0-1	7-130
Game tied after 7 innings	0-0-1	21-24-1
8 innings	1-0-1	7-15-1
Extra Innings	0-0	11-18
1-run games	2-0	48-44
2-run games	1-0	3-17
3-run games	2-0	26-23
Games decided by 5+ runs	4-1	104-50
vs. LH Starter	3-0	69-51
vs. RH Starter	8-1-1	165-113-1
More hits than opponent	10-0	173-29
Fewer hits than opponent	0-1	37-125
Hits are tied	1-0-1	21-12-1
AU has 10+ hits	7-0-1	143-62-1
Opp. has 10+ hits	1-1-1	54-102-1
Hit a home run	9-1-1	153-71-1
Opp. hits a home run	6-1-1	105-108-1
AU quality start	0-0	68-22
Opp. quality start	1-0	27-59
AU commits no errors	5-1	105-42
Opp. commits no error	6-1	68-83

By Day:

Sunday	1-1-1	36-31-1
Monday	0-0	3-2
Tuesday	2-0	47-18
Wednesday	2-0	20-7
Thursday	0-0	8-16
Friday	3-0	55-38
Saturday	3-0	60-50
Day Games (first pitch before 6 p.m.)	5-1-1	127-87-1
Night Games (first pitch after 6 p.m.)	6-0	106-78
Doubleheaders	0-0	26-16

By Month:

February	5-1-1	50-15-1
March	6-0	80-41
April	0-0	51-49
May	0-0	34-47
June	0-0	16-10

By Jersey:

White	2-0	59-33
Blue	4-0	47-33
Orange	0-0	49-35
Gray	0-0	28-38
Pinstripes	1-1-1	36-24-1
Cream Throwback	3-0	11-2

UNIVERSITY INFORMATION

Location	Auburn, Ala.
Enrollment	31,526
Founded	October 1, 1856
Nickname	Tigers
Colors	Burnt Orange and Navy Blue
President	Dr. Christopher B. Roberts
Athletics Director	John Cohen
Conference	Southeastern (SEC West)
Stadium / Capacity	Samford Stadium-Hitchcock Field at Plainsman Park / 4,096
Ticket Office Phone	855-282-2010

BASEBALL COACHING / SUPPORT STAFF

Head Coach	Butch Thompson (Birmingham-Southern, 1992)
Record at Auburn / Seasons	233-165-1 (.585) / 8th
Career Coaching Record / Seasons	272-186-1 (.594) / 9th
Assistant Coach	Karl Nonemaker (Vanderbilt, 2002)
Assistant Coach	Gabe Gross (Auburn, 2012)
Pitching Coach	Daron Schoenrock (Tennessee Tech, 1984)
Director of Player Development	Aaron Everett (UT Martin, 2012)
Director of Operations	Greg Drye (Southern Miss, 1998)
Athletic Trainer	Anthony Sandersen (South Dakota State, 2004)
Strength & Conditioning	Chris Joyner (Minnesota State - Mankato, 2001)

PROGRAM HISTORY

Modern Era Program Record (since 1949)	2,041-1,398-5 (.593)
College World Series Appearances / Last	6 / 2022
College World Series Record	4-12 (.250)
NCAA Regional Appearances / Last	23 / 2022
NCAA Regional Record	54-45 (.545)
NCAA Super Regional Appearances / Last	4 / 2022
NCAA Super Regional Record	5-6 (.455)
Last Postseason Opponent	Arkansas / 2022 College World Series
Result	Lost, 11-1

POSTSEASON HISTORY

College World Series Appearances: 6 (1967, 1976, 1994, 1997, 2019, 2022)

Super Regional Appearances: 4 (1999, 2018, 2019, 2022)

NCAA Regional Appearances: 23 (1963, 1967, 1976, 1978, 1987, 1989, 1993-95, 1997-2003, 2005, 2010, 2015, 2017, 2018, 2019, 2022)

NCAA Regional Titles: 8 (1967, 1976, 1994, 1997, 1999, 2018, 2019, 2022)

MEDIA RELATIONS

Baseball Contact: George Nunnelley, Asst. Director - Athletics Comm.

Cell: 502-609-9982

Email: gnnunnelley@auburn.edu

Twitter: @gnunnelley

Associate AD: Kirk Sampson

2023 AUBURN BASEBALL ROSTER

No.	Name	Pos.	Cl.	B/T	Ht.	Wt.	Exp.	Hometown (Previous School)
1	Caden Green	IF	Jr.	R/R	5-11	164	JC	Tulsa, Okla. (Seminole State)
2	Josh Hall	OF	Gr.	L/R	5-9	174	2L	Homewood, Ala. (Ole Miss)
3	Chris Stanfield	OF	Fr.	R/R	6-1	189	FR	Tallahassee, Fla. (Chiles)
4	Carter Wright	C	Jr.	R/R	6-0	195	JC	Blairsville, Ga. (Iowa Western)
5	Kason Howell	OF	5th	R/R	6-0	178	4L	Argyle, Texas (Liberty Christian)
6	Ryan Dyal	C	R-Jr.	L/R	5-10	197	2L	Senoia, Ga. (East Coweta)
7	Cole Foster	IF	Jr.	S/R	6-1	193	2L	Plano, Texas (Plano Senior)
8	Bryson Ware	IF/OF	Sr.	R/R	6-2	193	2L	Madison, Miss. (Pearl River)
9	Brody Moss	IF	So.	L/R	5-11	183	1L	Helena, Ala. (Helena)
10	Brody Wortham	IF	Gr.	R/R	6-1	187	TR	Wedowee, Ala. (West Georgia)
11	Gavin Miller	IF	Fr.	R/R	5-11	192	HS	Oakdale, Pa. (West Allegheny)
12	Drew Nelson	LHP/OF	Fr.	L/L	5-11	198	HS	Troy, Ala. (Pike Liberal Arts)
14	Justin Kirby	OF	Gr.	R/R	5-11	203	TR	Alpharetta, Ga. (Kent State)
16	Cam Hill	IF	Jr.	L/L	6-4	219	2L	Madison, Ala. (Bob Jones)
17	Trevor Horne	RHP	R-Fr.	L/R	6-3	203	RS	Phenix City, Ala. (Glenwood Academy)
18	Ike Irish	C	Fr.	L/R	6-2	202	HS	Hudsonville, Mich. (St. Mary's Prep)
20	Tommy Sheehan	LHP	Gr.	L/L	6-0	210	1L	Brielle, N.J. (Notre Dame)
21	Tommy Vail	LHP	Gr.	R/L	5-11	190	TR	Seattle, Wash. (Notre Dame/TCU)
22	Hayden Murphy	RHP/IF	Fr.	R/R	6-3	185	HS	Chula, Ga. (Tiftarea Academy)
23	Parker Carlson	RHP	So.	R/R	6-1	184	1L	Mobile, Ala. (Faith Academy)
24	Nate LaRue	C	Sr.	R/R	6-3	223	3L	Mobile, Ala. (McGill-Toolen)
25	Tanner Bauman	LHP	Jr.	L/L	6-4	208	JC	Jacksonville, Fla. (St. John's River State)
26	Cooper McMurray	IF	R-So.	L/L	6-3	258	TR	Tulsa, Okla. (Kansas)
27	Bobby Peirce	OF	R-Sr.	R/R	6-0	183	2L	Scottsdale, Ariz. (South Mountain)
28	Elliott Bray	RHP	Fr.	R/R	6-0	219	HS	Hartselle, Ala. (Hartselle)
29	Christian Herberholz	RHP	R-Jr.	R/R	5-11	197	JC	Scottsboro, Ala. (Southern Union)
31	Mike Bello	OF	So.	L/L	6-0	203	1L	Oak Ridge, N.J. (Pope John XXIII)
33	Will Cannon	RHP	So.	R/R	6-1	187	JC	Phenix City, Ala. (Northwest Florida State)
41	John Armstrong	RHP	So.	R/R	5-11	225	1L	Marietta, Ga. (Harrison)
43	Chase Isbell	RHP	Sr.	R/R	6-2	210	1L	Springville, Ala. (Samford)
44	Ryan Olson	RHP	Fr.	R/R	6-1	206	HS	Auburn, Ala. (Auburn)
45	Joseph Gonzalez	RHP	Jr.	R/R	6-4	233	2L	Humacao, P.R. (Leadership Christian Academy)
46	Chase Allsup	RHP	So.	R/R	6-1	238	1L	Dothan, Ala. (Dothan)
47	Cameron Keshock	RHP	Fr.	R/R	6-6	215	HS	Spanish Fort, Ala. (Spanish Fort)
51	Ty Mauldin	IF	Jr.	L/R	6-0	196	JC	Trussville, Ala. (Snead State)
54	Konner Copeland	LHP	Sr.	L/L	6-2	178	1L	Mobile, Ala. (Pensacola State)
77	Zach Crotchfelt	LHP	Fr.	L/L	6-2	210	HS	Jackson, N.J. (Jackson Memorial)

COACHES & STAFF

30	Butch Thompson	Head Coach
36	Karl Nonemaker	Assistant Coach
39	Gabe Gross	Assistant Coach
40	Daron Schoenrock	Pitching Coach
	Aaron Everett	Director of Player Development
	Greg Drye	Director of Operations
	Sara Elizabeth Jackson	Special Assistant to the Head Coach
	Chris Joyner	Strength & Conditioning
	Anthony Sandersen	Athletic Trainer
	Wyn Grantham	Athletic Trainer Intern

PRONUNCIATION GUIDE

Tanner BAUMAN BOW-man (of a boat)
 Ryan DYAL.....DIAL
 KASON Howell..... KAY-son
 Chase ISBELL.....IZ-bull
 Cameron KESHOCK..... KEY-shock
 Ty MAULDIN MALL-den
 Daron SCHOENROCK SHOW-in-rock
 Brody WORTHAM.....WORTH-um

30 BUTCH THOMPSON HEAD COACH

THE AUBURN SKIPPER

- Nine College World Series appearances / 18 postseason appearances
- 2013 National Runner-up (Mississippi State)
- 2001 National Champion (Birmingham-Southern)
- 2014 Baseball America/ABCA National Assistant Coach of the Year
- 2006 FCA Coach of the Year
- Coached 20 pitchers who went on to pitch in the Major Leagues
- Recruited and coached 38 pitchers who were drafted out of college that weren't drafted out of high school

Butch Thompson enters his eighth season at the helm of the program in 2023, posting a record of 222-164 in his first seven seasons. He has led the program to the College World Series in two of the last three postseasons.

Butch Thompson was named Auburn's head baseball coach on October 22, 2015 and enters his eighth season with the Tigers in 2023.

Thompson has returned the Tigers to prominence in seven seasons on The Plains as he has guided the team to a 222-164 overall record and has advanced to the NCAA Tournament four of the last five postseasons, including three Super Regional appearances in the last four years and two trips to the College World Series in the last three postseasons.

Thompson, who spent three seasons as an assistant coach and recruiting coordinator at Auburn from 2006-08, returned to The Plains after seven seasons at Mississippi State as both associate head coach and pitching coach.

A native of Amory, Miss., Thompson has coached 33 Division I All-Americans and 43 all-conference performers. He has seen 20 of his former pitchers called up to Major League Baseball, including 14 since 2014. Thompson has also turned 38 pitchers who went undrafted out of high school into MLB draft picks.

Along with his pitching pedigree, Thompson is also considered one of the top recruiters in the country. Since 2003, he has secured 15 recruiting classes that were ranked in the top 10 by either Baseball America or Perfect Game, including the program record No. 4 class in 2017 and No. 5 class in 2022. His classes signed from 2006-08 at Auburn each ranked in the top 18 nationally.

In 30 years of coaching at the collegiate level, including 21 in the Southeastern Conference, Thompson has coached nine College World Series participants, including leading the Tigers to the program's first trip to the College World Series in 22 years in 2019 and taking the team back for the second time in three seasons in 2022. Auburn is one of six programs to appear in two of the last three College World Series, and Thompson is one of five active SEC coaches who have taken their program to a pair of College World Series in a three-year span. Thompson has also coached one national champion and a national runner-up, won nine conference championships and made 18 postseason appearances.

Thompson was named the 2006 Fellowship of Christian Athletes SEC Coach of the Year while at Auburn and the 2014 Baseball America and American Baseball Coaches Association (ABCA) National Assistant Coach of the Year while at Mississippi State.

During his tenure with the Tigers, Thompson has led the team to three straight NCAA Tournament appearances from 2017-19 for the first time since 2001-03, including back-to-back super regionals in 2018 and 2019 for the first time in program history. Auburn has finished five of Thompson's seven seasons in the top 25, including three in the top 10. The No. 5 national ranking to finish 2022 was tied for the second highest mark in program history.

The 2022 season marked one of the most successful in recent program history as the Tigers went 43-22 overall and 16-13 in SEC play. The 43 wins were tied for the most since 1999, and the winning conference record marked the Tigers' third under Thompson after doing so just once from 2004-15.

Auburn went 37-18 in the regular season and lost back-to-back games on just three occasions before being selected as a regional host for the first time since 2010. The Tigers swept Southeastern, Florida State and UCLA in the regional, outscoring them 51-18 in the process, before becoming the first team to defeat Oregon State in a home super regional by taking down the Beavers in a dramatic winner-take-all game three. Auburn moved on to Omaha and defeated Stanford 6-2 to secure the program's first College World Series win since 1997.

In seven seasons at MSU, Thompson made four NCAA regional trips, two Super



Regionals, won the SEC Tournament and advanced to the College World Series finishing as NCAA runner-up in 2013. In three of his last four seasons in Starkville, the Bulldogs' staff ERA finished no higher than 3.06. Thompson's 2013 pitching staff was one of two nationally to finish in the top 15 in ERA, strikeouts per nine innings and hits allowed per nine innings.

In addition to his experience at Auburn and Mississippi State, Thompson also spent four seasons at Georgia from 2002-05, including a trip to the College World Series in 2004. While there, he guided the development of future Major Leaguers Josh Fields, Mitchell Boggs and Brooks Brown.

Thompson launched his coaching career as pitching coach and top assistant at Huntingdon College (Ala.) in 1993, before returning to his alma mater in Birmingham, where he helped lead the Panthers to back-to-back Southern States Conference Championships and in 1995 coached BSC to its first NAIA World Series berth.

Thompson left BSC briefly to serve as head coach at Jefferson State Community College in Birmingham in 1997. While at JSCC, he was honored as the Regional Tournament Coach of the Year, the ABCA Alabama Junior College Coach of the Year and the Southeast Region Coach of the Year after guiding JSCC to a 39-21 mark, the AJCAA Region 22 State Championship and a third-place finish in the NJCAA Division II World Series.

He returned to Birmingham-Southern as top assistant the following season, beginning a four-year run during the most successful span in BSC baseball history. The Panthers won 196 games and four TranSouth Conference Championships and made three-consecutive appearances in the NAIA World Series. BSC's 2001 team posted a school-best 55-11 mark and captured the NAIA National Championship.

In 2002, Thompson joined the SEC baseball coaching fraternity as a pitching coach and recruiting coordinator at Georgia and has been a part of the league for the past 17 seasons.

Thompson currently serves as the large-school representative for the Alabama Baseball Coaches Association and is an All-American committee member representing the South region for the ABCA.

Thompson prepped at Amory (Miss.) High School and later starred as a pitcher at Itawamba (Miss.) Community College from 1989-90. He is a member of both the ICC Athletic Hall of Fame (Class of 2014) and MACCC Hall of Fame (Class of 2021).

Thompson earned a Bachelor's Degree in History at BSC in 1992 and completed a Master's Degree in Sports Administration at UAB in 1996. He is married to the former Robin Ashe of Birmingham, Ala., and they are the parents of three daughters --- Anna, Olivia and Madelyn Gail.

NATIONAL POLLS

NEWS & NOTES

BASEBALL AMERICA

Mar. 6

1. LSU*
2. Florida*
3. Stanford
4. Louisville
5. Tennessee
6. Wake Forest
7. Vanderbilt
8. Ole Miss*
9. Arkansas*
10. TCU
11. Virginia Tech
12. Texas A&M*
13. UCLA
14. Virginia
15. Oregon State
16. East Carolina
17. Miami
18. Oklahoma State
19. North Carolina
20. **AUBURN**
21. N.C. State
22. Southern Miss
23. South Carolina
24. FGCU
25. Texas Tech

D1 BASEBALL

Mar. 6

1. LSU*
2. Stanford
3. Tennessee
4. Ole Miss*
5. Wake Forest
6. Florida*
7. Vanderbilt
8. Arkansas*
9. Louisville
10. TCU
11. Virginia Tech
12. East Carolina
13. Oklahoma State
14. North Carolina
15. Texas A&M*
16. UCLA
17. Virginia
18. Alabama*
19. N.C. State
20. South Carolina
21. Florida State
22. Southern Miss
23. Iowa
24. Campbell
25. Oregon State

USA TODAY

Mar. 6

1. LSU*
2. Tennessee
3. Stanford
4. Wake Forest
5. Ole Miss*
6. Florida*
7. Louisville
8. Arkansas*
9. Vanderbilt
10. Virginia Tech
11. Virginia
12. UCLA
13. East Carolina
14. Oklahoma State
15. N.C. State
16. TCU
17. North Carolina
18. Alabama*
19. Texas A&M*
20. South Carolina*
21. Florida State
22. Oregon State
23. Florida State
24. Southern Miss
25. **AUBURN**

NCBWA

Mar. 6

1. LSU*
2. Wake Forest
3. Stanford
4. Tennessee
5. Ole Miss*
6. Florida*
7. Arkansas*
8. Louisville
9. Vanderbilt
10. Virginia
11. Virginia Tech
12. UCLA
13. TCU
14. N.C. State
15. Oklahoma State
16. East Carolina
17. North Carolina
18. Alabama*
19. Texas A&M*
20. South Carolina*
21. Texas Tech
22. Southern Miss
23. Miami
24. Oregon State
25. Florida State

PERFECT GAME

Mar. 6

1. LSU*
2. Stanford
3. Arkansas*
4. Wake Forest
5. Tennessee
6. Florida*
7. Louisville
8. Ole Miss*
9. Vanderbilt
10. UCLA
11. **AUBURN**
12. Virginia
13. Virginia Tech
14. TCU
15. Texas Tech
16. N.C. State
17. Miami
18. North Carolina
19. Oregon State
20. Texas A&M*
21. East Carolina
22. Southern Miss
23. Oklahoma State
24. UC Santa Barbara
25. Florida State

COLLEGIATE BASEBALL

Mar. 6

1. LSU*
2. Wake Forest
3. Tennessee
4. Louisville
5. Stanford
6. Virginia
7. Florida*
8. Arkansas*
9. Vanderbilt
10. UCLA
11. N.C. State
12. UC Santa Barbara
13. Ole Miss*
14. Miami
15. Oregon State
16. Iowa
17. Texas A&M*
18. Texas Tech
19. East Carolina
20. **AUBURN**
21. North Carolina
22. Alabama*
23. TCU
24. Oklahoma State
25. South Carolina*

AUBURN IN THE POLLS

BA D1 CB NC PG USA

Pre. 22 NR NR NR 17 NR
 2/20 23 NR NR NR 17 --
 2/27 23 NR NR NR 13 NR
 3/6 20 NR 20 NR 11 25

SCOUTING THE LIONS

- Southeastern enters the weekend with a 9-4 overall record, coming off a midweek win at Alabama A&M after a series loss at Jacksonville last week.
- The Lions lead the country in hit by pitches (56) and rank top 10 in the country in stolen bases (47), on-base percentage (.458) and walks (92).
- Fifth-year outfield Tyler Finke leads the team with a .375 average and ranks third in the country with 15 stolen bases. He tied the program record for stolen bases this week.
- On the mound, the Lions have turned in three shutouts this season, good for the second most in the country, and have posted a 4.55 ERA in 110.2 innings.

ALL WE DO IS WIN

- Auburn's .885 winning percentage is good for the fourth best in the league, and it's 10-game unbeaten streak is its longest since winning 15 straight games in 2019.

COMEBACK KIDS

- After winning 22 games in which they trailed last year, the Tigers have notched six comeback wins this season, including three in the last four games.
- Twenty-eight of 54 wins since last season are comebacks.

MAGIC NUMBER

- Auburn is 6-0 when scoring first, 10-0 when outhitting the opponent and 11-0-1 when scoring four or more runs.

OFFENSIVE ONSLAUGHT

- Auburn has double digit hits in seven of the last 10 games and is collectively hitting .335 with 93 runs on 114 hits during the stretch.
- The trio of Cole Foster, Ike Irish and Bryson Ware are hitting a combined .482 (54-for-112) in the last 10 games.

HOME SWEET HOME

- Auburn went 25-9 at Plainsman Park in 2022, tied for the second most home wins in a season in the last 20 years, and has won 22 of its last 26 home games (22-3-1).
- The Tigers went 16-4 vs. non-conference competition at home last season and are 81-18-1 (.815) in non-conference home games since 2018.

BEWARE OF B. WARE

- Bryson Ware leads the SEC in average (.511) and slugging percentage (1.128) and ranks third in hits (24) and total bases (53) and fourth in home runs (seven).
- Ware homered in four straight games from Mar. 3-7 and seven times in nine games from Feb. 21-Mar. 7. His seven homers already mark a career high.
- His last three home runs have either given Auburn the lead or tied the game, with two last week coming in the 8th inning of comeback wins.

MORE THAN LUCK OF THE IRISH

- Ike Irish was named the SEC Freshman of the Week for the first two weeks of the season.
- He leads the SEC in hits (25) and ranks second in the league in doubles (seven), third in average (.489).
- Irish has multiple hits in nine of his first 13 games, and his 25 hits through the first 13 games of the year are the most since SEC Player of the Year Hunter Morris in 2010 (26).

ALL KIRBY DOES IS CRUSH

- Justin Kirby homered six times through his first eight games in an Auburn uniform, marking the most home runs through eight games since at least 1993.
- His first six hits this season were all home runs, and 11 of his 12 hits so far have gone for extra bases.
- His .720 slugging percentage is good for second on the team.

THREE KEYS TO THE GAME

- Auburn's points of emphasis this season are producing the biggest inning, fewest freebies and most baserunners.
- The team that has produced the biggest inning this year is 12-0 and the one game with an equal biggest inning ended in a tie.
- The team that has issued the fewest freebies this year is 8-3-1. One game was tied for freebies.
- The team that has produced the most baserunners this year is 10-2-1.

CONSISTENCY IS KEY

- Despite having the No. 6 strength of schedule in 2022, Auburn didn't lose more than back-to-back games last season and dropped just two games in a row on three occasions.
- The team hasn't lost more than back-to-back games since Apr. 9-11, 2021.

HOWELL'S HOLDING IT DOWN

- Fifth year outfielder Kason Howell started in 125 straight games dating back to 2021 leading up to Wednesday's game at Jacksonville State.
- With 203 career games played, Howell is 44 games shy of breaking the program record (246).
- He recorded his 200th career hit with a first-inning double vs. Lipscomb last Friday - also marking his 200th career game played - becoming the first Auburn player to reach the career milestone since 2016.

NCAA ACTIVE CAREER TOP 10

- Kason Howell is tied for the NCAA active lead in career doubles (54) and ranks fourth in games played (203) and fifth in at-bats (739).
- Justin Kirby ranks tied for sixth in doubles (46) and 10th in total bases (334).
- Tommy Vail is the NCAA active leader in H/9.0 IP (4.94) and leads the country in the category this season (0.68).

CAPTAIN AMERICA

- Junior pitcher Joseph Gonzalez returns to lead the pitching staff after leading Auburn with seven wins and a 3.22 ERA in 2022.
- Last year, Gonzalez became the first Auburn pitcher to turn in four straight SEC quality starts since 2018 and the first two win four straight SEC starts since 2015.
- Following the season, he represented our country with the USA Baseball Collegiate National Team, leading them to a bronze medal while not allowing an earned run or a walk in 11.2 innings of competition.

STOPPERS OF THE YEAR

- John Armstrong and Chase Isbell were two of 17 SEC pitchers named to the NCBWA Stopper of the Year Award Watch List.
- Armstrong has earned a win in four straight appearances and leads the country in the category.

TOP PLAYERS AT THEIR POSITIONS

- Eight Auburn players were tabbed among the best at their respective position by D1 Baseball in the preseason.
 - Cole Foster: No. 13 shortstop
 - Joseph Gonzalez: No. 20 starting pitcher
 - Chase Isbell: No. 33 relief pitcher
 - Chase Allsup: No. 44 starting pitcher
 - Justin Kirby: No. 44 outfielder
 - Bobby Peirce: No. 62 outfielder
 - Kason Howell: No. 111 outfielder
 - Zach Crotchfelt: No. 183 starting pitcher

FAB FIVE FROSH

- Five Auburn freshmen were ranked among the top 100 freshmen in the country by Perfect Game in the preseason.
 - Zach Crotchfelt; LHP; Jackson, N.J.
 - Ike Irish; C/DH; Hudsonville, Mich.
 - Gavin Miller; IF; Oakdale, Pa.
 - Hayden Murphy; RHP; Chula, Ga.
 - Chris Stanfield; OF; Tallahassee, Fla.
- Auburn's five freshmen in the top 100 were the second most in the country.

RECRUITING RANKINGS

- The Tigers 2022 incoming class was ranked unanimously in the top 10 by Perfect Game (No. 5), Baseball America (No. 6), Collegiate Baseball (No. 8) and D1 Baseball (No. 10).
- Perfect Game's No. 5 ranking is tied for the second highest in program history, trailing only the No. 4 class from 2017.
- Auburn's next two classes for 2023 and 2024 are also ranked in the top 10 by Perfect Game.

BIG SHOES TO FILL

- The Tigers will be tasked with replacing its top four hitters - Sonny DiChiara, Blake Rambusch, Brooks Carlson and Brody Moore - and five of its top pitchers - Mason Barnett, Trace Bright, Blake Burkhalter, Hayden Mullins and Carson Skipper - from 2022.

PRESEASON PROGNOSIS

- Despite being one of six programs in the country to advance to the College World Series twice in the last three postseasons - Auburn, Arkansas, Mississippi State, Texas, Stanford and Vanderbilt - the Tigers went unranked in four of the six major preseason polls and were voted on by league head coaches to finish sixth in the SEC West.

PACK OUT PLAINSMAN PARK

- Auburn has sold out of season tickets for the third straight season (2020, 2022-23), selling a record number in advance of 2023.
- Eight of the team's 15 home SEC games are already sold out after selling out of 10 home games in 2022.
- The program shattered the previous single-season attendance record from 2004 by more than 16,000, welcoming 127,947 fans through the gates of Plainsman Park in 2022.

CONGRATS, GRADS

- Five Auburn players are wearing the SEC graduate patches this season - Josh Hall, Brody Wortham, Justin Kirby, Tommy Sheehan and Tommy Vail.

ACCOLADES FOR THE ASSISTANTS

- Assistant coaches Karl Nonemaker and Gabe Gross both took home hardware in 2022.
- Nonemaker was named the American Baseball Coaches Association NCAA Division I Assistant Coach of the Year and Gross earned Alabama Baseball Coaches Association Division I Assistant Coach of the Year honors.

SEC EXPERIENCE ON STAFF

- Auburn's coaching staff includes 43 years of experience as a SEC coach.
 - Butch Thompson: 21 years
 - Karl Nonemaker: 8 years
 - Gabe Gross: 7 years
 - Daron Schoenrock: 7 years

THE ROAD TO OMAHA

- Auburn advanced to the College World Series for the second time in the last three postseasons in 2022.
- The Tigers hosted a regional for the first time in 12 years and swept the likes of Southeastern, Florida State and UCLA by a combined score of 51-18, marking the most runs by a SEC team in a three-game regional.
- The team then became the first program to defeat Oregon State in a home super regional, and secured the program's first win in Omaha since 1997 with a 6-2 win against Stanford.

THE 2022 MLB DRAFT WAS A DANDY

- Auburn had eight players selected in the 2022 MLB Draft, all previously undrafted.
- The eight draft picks were the second most in program history, third most in the SEC and tied for the fifth most in the country.
- The four picks in the top five rounds were the most in program history, as were the eight picks in the top 20 rounds.
- It marked the 48th consecutive year the Tigers had at least one player selected, tied for the longest active streak in the SEC.
- It marked the program record seventh straight season Auburn had a top-five-round pick.

THE LAST TIME...

BATTING SUPERLATIVES

5 hits in a game	Brody Moore vs. Florida State [5-for-5] (6/4/22)
6 hits in a game	Tyler Johnstone vs. Elon [6-for-7, 2B, 3B] (2/25/05)
Reached base 6 times	Kason Howell vs. Florida State [4-5, 2 BB] (6/4/22)
Reached base 7 times	Brody Moore vs. Florida State [5-5, 2BB] (6/4/22)
4 runs in a game	Brody Moore vs. Florida State (6/4/22)
5 runs in a game	Sonny DiChiara vs. Florida State (6/4/22)
6 runs in a game	Bryson Ware vs. Alabama A&M (2/24/21)
10-game hitting streak	Bryson Ware, 14 games (current)
15-game hitting streak	Blake Rambusch, 17 games (3/5-4/1/22)
20-game hitting streak	A. Grier, 22 games, (5/31/15-3/22/16)
25-game hitting streak	Justin Fradejas, 27 games (3/23-5/7/10)
30-game hitting streak	Casey Dunn, 31 games (2/22 [G1]-4/15/97)
3 doubles in a game	Kason Howell vs. Lipscomb (3/3/22)
4 doubles in a game	Ken Dempsey vs. Georgia (1971)
2 triples in a game	Jay Gonzalez vs. Alabama State (2/28/12)
3 triples in a game	never
2 home runs in one game	Justin Kirby vs. USC (2/26/23)
3 home runs in one game	Cole Foster vs. Southeastern (6/3/22)
7 RBI in a game	Justin Kirby vs. USC (2/26/23)
8 RBI in a game	Justin Bryant at Georgia (3/19/10)
9 RBI in a game	Cole Foster vs. Southeastern (6/3/22)
10 RBI in a game	Bob Berry vs. Huntington (4/15/82)
Grand slam home run	Justin Kirby vs. USC (2/26/23)
Inside-the-park home run	Kason Howell at Alabama (4/15/21)
HR to begin game	Ryan Bliss vs. #11 Ole Miss (5/25/21)
Two HR in one inning	Cole Foster vs. Southeastern [1st] (6/3/22)
HR in consecutive at-bats	Bryson Ware vs. USC (2/25-26/23)
HR in three consecutive at-bats	Eduard Julien (2/20-22/19)
HR in consecutive games	Bryson Ware vs. Lipscomb/UAB (3/4-7/23)
HR in three consecutive games	Bryson Ware vs. Lipscomb/UAB (3/4-7/23)
HR in three consecutive SEC games	Trent Mummy (4/17-23/10)
HR in four consecutive games	Bryson Ware (3/3-7/23)
HR in four consecutive SEC games	Mike Bianucci (5/2-9/08)
HR in five consecutive games	Tim Lemons (4/6-10/85)
Walk-off HR	Kason Howell vs. Yale (G1 - 2/26/22)
Pinch-hit HR	Cam Hill vs. Kentucky (3/26/21)
Pinch-hit grand slam	Eduard Julien vs. BYU (G1 - 3/3/18)
HR in first at-bat of season	Steven Williams vs. Longwood (2/17/18)
HR in both games of DH	Dylan Ingram at #7 Mississippi St. (4/29/17)
Hit for the cycle	Judd Ward [3B, 1B, HR, 2B] vs. Illinois-Chicago (G1 - 2/15/20)
Hit from both sides of plate	Cole Foster [1st inn.]
in same inning	vs. Southeastern (6/3/22)
Two hits in same inning	Cole Foster [HR, HR] vs. Southeastern [1st] (6/3/22)
Stole home	Josh Hall vs. Kansas State (2/20/22)
Stole two bases in a game	Blake Rambusch vs. Rhode Island (G1 - 3/5/22)
Stole three bases in a game	Anfernee Grier vs. Southern (2/26/16)
Hit by a pitch 2 times in a game	Ryan Dyal vs. UAB (3/2/22)
Hit by a pitch 3+ times in a game	Dan Glevenyak at Alabama (4) (4/11/14)
Scored 20 or more runs	21 vs. Florida State (6/4/22)
Scored 25 or more runs	25 vs. Longwood (2/17/18)
Scored 30 or more runs	33 vs. Alabama A&M (2/24/21)
Scored 5 runs in an Inning	5, vs. USC (6th) (2/25/23)
Scored 6 runs in an Inning	6, vs. North Alabama (1st) (2/21/23)
Scored 7 runs in an Inning	7, vs. Lipscomb (1st) (3/4/23)
Scored 8 runs in an Inning	8, at UAB (5th) (3/19/19)
Scored 9 runs in an Inning	9, vs. Rhode Island (1st) (G1 - 3/5/22)
Scored 10+ runs in an Inning	11, vs. Florida A&M (1st) (3/1/23)
Recorded 10+ hits in an Inning	11, vs. Furman (5th) (2/12/00)
Scored in every inning	vs. Coppin State (3/18/14)
Recorded 15-19 hits	17, vs. Lipscomb (3/4/23)
Recorded 20 or more hits	20, vs. Southeastern (6/3/22)
Hit 3 or more home runs in an inning	3, vs. Florida A&M [1st] (3/1/23)
Hit 3 or more home runs in a game	3, vs. Florida A&M (3/1/23)
Hit 5 or more home runs in a game	7, vs. Southeastern (6/3/22)
Hit 7 or more home runs in a game	7, vs. Southeastern (6/3/22)
Hit back-to-back home runs	C. Foster & S. DiChiara vs. Southeastern (1st) (6/3/22)
Hit back-to-back-to-back home runs	R. Bliss, T. Miller & R. Woley vs. Texas A&M (1st) (5/15/21)
Had 5 doubles	5, vs. Lipscomb (3/3/23)
Had 6 doubles	6, Jacksonville State (4/21/21)
Had 7 doubles	7, vs. Chicago State (3/8/20)
Had 8 doubles	8, vs. Lipscomb (3/4/23)
Had 9+ doubles	11, vs. Alabama A&M (2/24/21)
Stole 5 bases in a game	5, vs. Bethune-Cookman (5/6/14)
Stole 6 bases in a game	6, vs. #21 Tennessee (3/17/19)
Stole 7 bases in a game	7, vs. Presbyterian (5/8/12)
Stole 8 bases in a game	8, vs. Alcorn State (2/22/12)
Walked 10+ times	14, vs. Florida A&M (3/1/23)
Did not strike out in a game	vs. Belmont (3/11/12)

PITCHING SUPERLATIVES

INDIVIDUAL	
Nine-inning no-hitter	Casey Mize vs. Northeastern (3/9/18)
Nine-inning no-hitter (combined)	Mike Mueller [2.0], Lee Carter [1.0]
	Brandon Channell [1.0], Reid Price [1.0], Andrew Skinner [1.0], Arnold Hughey [1.0], Ken Clayton [1.0], Cory Duedeit [0.2], Sean Jones [0.1] vs. UAB (3/19/02)
Seven-inning no-hitter	Jason Johnson vs. LaGrange College (4/30/91)
Nine-inning perfect game	Eric Brandon vs. Murray State (3/2/02)
Seven-inning perfect game	Jason Johnson vs. LaGrange College (4/30/91)
Nine-inning one-hitter (individual)	Keegan Thompson vs. Presbyterian (3/1/14)
Nine-inning one-hitter (combined)	Tanner Burns [7.0], Cody Greenhill [2.0] vs. Chicago State (3/6/20)
Five-inning one-hitter	Kevin Davis [3.2], Jacob Milliman [1.1], vs. Radford (2/22/15)
Nine-inning two-hitter	Tanner Burns [9.0] vs. Cincinnati (3/1/19)
Complete game	Joseph Gonzalez vs. #12 Vanderbilt (4/10/22)
Complete game shutout	Jack Owen vs. UTSA (3/9/19)
Consecutive complete games	K. Thompson vs. Arkansas & LSU (4/4 & 4/11/15)
Struck out 10 batters	10 by Mason Barnett vs. UCLA (6/5/22)
Struck out 11 batters	11 by Jordan Armstrong vs. Yale (2/25/22)
Struck out 12 batters	12 by Casey Mize at Kentucky (3/23/18)
Struck out 13 batters	13 by Casey Mize vs. Texas A&M (3/16/18)
Struck out 15 batters	15 by Tanner Burns vs. Cincinnati (3/1/19)
TEAM	
Struck out 15+ batters	16, Bright [8], Sheehan [3], Burkhalter [5] vs. Stanford (6/20/22)
Struck out 20+ batters	20, Fuller [4], Watson [4], Anderson [3], Greenhill [4], Skipper [3], Wade [2] vs. #9 Arkansas (4/5/19) vs. Ga State, at Missouri (4/5-7/16) vs. South Carolina (4/24/22)
Struck out 15 batters consecutive games	16-0 / 12-0 [7] vs. Rhode Island (3/5/22)
Shut out an opponent	2-0 vs. UTSA / 5-0 vs. UTSA (3/6-9/19)
Consecutive shutouts	2-0 vs. UT Martin / 6-0 vs. UTSA (3/6-9/19)
Three straight shutouts	2-0 vs. South Carolina (4/24/22)
Shut out an SEC opponent	3-0 at Missouri (5/21/21)
Shut out an SEC opponent on the road	5-0 and 4-0 at Miss. State (3/27-28/15)
Consecutive SEC shutouts	5-0 and 4-0 at Miss. State (3/27-28/15)
Consecutive SEC shutouts on the road	3-0 vs. Oklahoma (2/18/22)
Was shut out	vs. #24 Missouri (4/1/18)
Was held to one hit	vs. #13 Arkansas (5/25/17)
Was no hit	
FIELDING SUPERLATIVES	
2 errors in a game	Jake Wyandt vs. #1 Ole Miss (3/17/22)
3 errors in a game	Luke Jarvis vs. Presbyterian (3/11/17)
4 errors in a game	Brett Burnham at Alabama (4/5/00)
3 double plays turned in a game	vs. Alabama (5/14/22)
4 double plays turned in a game	at #1 Arkansas (4/3/21)
5 double plays turned in a game	never
Triple play (Auburn)	vs. Memphis (5/22/78)
Triple play (Opponent)	at Florida [4th] (3/15/08)
Threw a runner out at HP to end game	Bryson Ware at Mississippi State (4/17/22)
MISC. SUPERLATIVES	
Won 10 or more consecutive games	15 (2/24-3/22/19)
Won 15 or more consecutive games	15 (2/24-3/22/19)
Won 8 or more consecutive SEC games	9 (4/1-21/95)
Lost 5 or more consecutive games	5 (4/2-11/21)
Home winning streak	21 (1964-66)
Road winning streak	14 (1967/1995)
Season-opening winning streak	17 (2/7-3/5/97)
Extra-innings victory	6-5, vs. Alabama State [10 inn] (4/19/22)
Extra-innings loss	4-5, at Texas A&M [11 inn] (3/26/22)
Swept a 3-game series	vs. Lipscomb (3/3-5/23)
Swept a road SEC series	at Alabama (4/20-21/18)
Swept a road SEC series	at Alabama (4/20-21/18)
Swept a SEC series	vs. South Carolina (4/22-24/22)
Swept a 4-game series	Rhode Island (3/4-6/22)
Swept a doubleheader	Rhode Island (3/5/22)
Allowed 3 runs or fewer in a three-game series	2, vs. Chicago State (3/6-8/20)
Allowed 3 runs or fewer in a four-game series	3, vs. Rhode Island (3/4-6/22)
Allowed 3 runs or fewer in a SEC series	3, vs. Miss. State (3/27-29/15)
Allowed 4 runs or fewer in a series	3, vs. UTSA (3/8-9/19)
Allowed 4 runs or fewer in a SEC series	4, vs. Georgia (4/23-25/15)
Allowed 3 runs or fewer in a road series	3, vs. Miss. State (3/27-29/15)
Allowed 3 runs or fewer in a SEC road series	3, vs. Miss. State (3/27-29/15)
Overcome a deficit of 7+ runs	7 runs, [7-0, 12-8] vs. Florida A&M (2/22/17)
Won a 1-0 game	vs. Mercer (5/30/15) [NCAA Regional]
Lost a 1-0 game	vs. Ohio State (2/15/14)
Walk-off win	vs. Lipscomb [9 inn.] (3/4/23)
Walk-off loss	at Mississippi State [9 inn.] (4/14/22)

HITTER PROFILES

31 • MIKE BELLO OF

6-0 • 203 • SO • Oak Ridge, NJ • Pope John XXIII

- Made his first start of the season Wed in LF

CAREER STATISTICS

YEAR	AVG	GP-GS	AB	R	H	2B	3B	HR	RBI	SB-A
2022	.253	43-27	99	18	25	4	0	1	12	1-1
2023	.182	7-1	11	4	2	0	0	0	1	0-0
TOTAL	.245	50-28	110	22	27	4	0	1	13	1-1

SEASON HIGHS

AB: 4, at JSU (3/8)
 R: 2, vs. USC (2/26)
 H: 1, two times
 2B: --
 HR: --
 RBI: 1, 3, vs. USC (2/25)

CAREER HIGHS

5, two times
 3, at Southeastern (6/3/22)
 3, at Texas A&M (3/27/22)
 2, vs. Arkansas (5/6/22)
 2, vs. Southeastern (6/3/22)
 5, at Texas A&M (3/27/22)

6 • RYAN DYAL C

5-10 • 197 • R-JR • Senoia, GA • East Coweta

- Is hitting .333 with 3 R and 3 RBI in games started

CAREER STATISTICS

YEAR	AVG	GP-GS	AB	R	H	2B	3B	HR	RBI	SB-A
2021	.200	31-22	70	18	14	2	0	3	7	1-1
2022	.217	32-27	92	23	20	4	0	4	26	0-0
2023	.300	5-4	10	3	3	0	0	0	3	0-0
TOTAL	.215	68-53	172	44	37	6	0	7	36	1-1

SEASON HIGHS

AB: 3, vs. UNA (2/21)
 R: 2, vs. FAMU (3/1)
 H: 1, three times
 2B: --
 HR: --
 RBI: 1, three times

CAREER HIGHS

5, four times
 3, two times
 2, seven times
 1, six times
 1, seven times
 4, vs. Rhode Island (3/6/22)

7 • COLE FOSTER IF

6-1 • 193 • JR • Plano, TX • Plano Senior

- Matched a career high with 4 hits Wednesday
- Riding a career-best nine-game hitting streak and is hitting .486 (18-for-37) with 12 RBI during the span
- Rated the No. 13 shortstop in the country and No. 40 college prospect for the 2023 MLB Draft by D1 Baseball

CAREER STATISTICS

YEAR	AVG	GP-GS	AB	R	H	2B	3B	HR	RBI	SB-A
2021	.292	15-4	24	5	7	3	0	0	1	0-0
2022	.272	52-51	169	40	46	11	0	9	47	2-4
2023	.404	13-13	47	14	19	3	0	1	13	1-3
TOTAL	.296	81-69	243	59	72	17	0	10	61	3-7

SEASON HIGHS

AB: 5, three times
 R: 3, two times
 H: 4, at JSU (3/8)
 2B: 1, three times
 HR: 1, vs. FAMU (3/1)
 RBI: 3, vs. FAMU (3/1)

CAREER HIGHS

6, vs. Southeastern (6/3/22)
 4, vs. Southeastern (6/3/22)
 4, two times
 2, vs. Stanford (6/20/22)
 3, vs. Southeastern (6/3/22)
 9, vs. Southeastern (6/3/22)

1 • CADEN GREEN IF

5-11 • 164 • JR • Tulsa, OK • Seminole State

- Has started at 2B in six of the last seven games
- Rated the No. 37 impact JUCO transfer by D1 Baseball

CAREER STATISTICS

YEAR	AVG	GP-GS	AB	R	H	2B	3B	HR	RBI	SB-A
2021*	.448	39-1	125	38	56	16	2	9	44	8-11
2022*	.425	48-1	181	66	77	22	2	13	49	12-16
2023	.259	10-8	27	7	7	1	0	0	1	1-1
TOTAL	.420	97-8	333	111	140	39	4	22	94	21-28

SEASON HIGHS

AB: 5, vs. USC (2/26)
 R: 2, vs. Indiana (2/18)
 H: 2, two times
 2B: 2, vs. Lipscomb (3/4)
 HR: --
 RBI: 1, vs. Indiana (2/17)

CAREER HIGHS

6, two times
 4, vs. Rose State (3/5/22)
 5, at Western OK State (3/29/22)
 2, seven times
 1, 22 times
 5, vs. Murray State (1/31/21)

2 • JOSH HALL OF

5-9 • 174 • GR • Homewood, AL • Ole Miss

CAREER STATISTICS

YEAR	AVG	GP-GS	AB	R	H	2B	3B	HR	RBI	SB-A
2019*	.171	54-9	35	12	6	0	1	1	7	10-11
2021	.326	20-10	43	10	14	2	2	0	9	5-6
2022	.269	18-6	26	5	7	1	0	0	2	1-1
2023	.200	11-1	5	4	1	0	0	0	2	1-1
AU	.297	49-17	74	19	22	3	2	0	13	7-8
TOTAL	.257	103-26	109	31	28	3	3	1	20	17-19

SEASON HIGHS

AB: 4, vs. FAMU (3/1)
 R: 2, vs. FAMU (3/1)
 H: 1, vs. FAMU (3/1)
 2B: --
 HR: --
 RBI: 2, vs. FAMU (3/1)

CAREER HIGHS

5, two times
 3, vs. AAMU (2/23/21)
 3, vs. AAMU (2/23/21)
 1, three times
 1, vs. Ark-Pine Bluff (3/20/19)
 3, vs. AAMU (2/23/21)

16 • CAM HILL IF

6-4 • 219 • JR • Madison, AL • Bob Jones

CAREER STATISTICS

YEAR	AVG	GP-GS	AB	R	H	2B	3B	HR	RBI	SB-A
2021	.270	35-30	111	19	30	6	1	5	22	0-0
2022	.278	39-26	108	16	30	7	0	1	19	0-1
2023	.300	6-3	10	1	3	0	0	0	2	0-0
TOTAL	.275	80-59	229	36	63	13	1	6	43	0-1

SEASON HIGHS

AB: 3, vs. UNA (2/21)
 R: 1, vs. UNA (2/21)
 H: 1, three times
 2B: --
 HR: --
 RBI: 2, vs. UNA (2/21)

CAREER HIGHS

5, six times
 4, at Missouri (5/20/21)
 3, four times
 2, vs. Texas A&M (5/16/21)
 1, six times
 4, vs. Boston College (3/6/21)

5 • KASON HOWELL OF

6-0 • 178 • 5th • Argyle, TX • Liberty Christian

- Became the first Auburn player since 2016 to reach 200 career hits with his first-inning double last Friday
- Rated the No. 111 outfielder in the country by D1 Baseball
- Has started 201 career games and recently had his streak of 125 straight starts snapped

CAREER STATISTICS

YEAR	AVG	GP-GS	AB	R	H	2B	3B	HR	RBI	SB-A
2019	.262	63-63	225	31	59	10	0	0	28	14-16
2020	.359	11-10	39	8	14	7	0	0	6	0-0
2021	.260	52-51	177	29	46	12	0	8	30	8-13
2022	.287	65-65	251	50	72	19	2	2	35	11-13
2023	.255	12-12	47	6	12	6	0	0	5	0-0
TOTAL	.275	203-201	739	124	203	54	2	10	104	33-42

SEASON HIGHS

AB: 5, five times
 R: 1, six times
 H: 3, vs. Lipscomb (3/3)
 2B: 3, vs. Lipscomb (3/3)
 HR: --
 RBI: 2, two times

CAREER HIGHS

6, five times
 3, four times
 4, vs. Florida State (6/4/22)
 3, two times
 2, two times
 5, at Missouri (5/20/21)

18 • IKE IRISH DH/C

6-2 • 202 • FR • Hudsonville, MI • St. Mary's Prep

- Two-time SEC Freshman of the Week
- Has multiple hits in nine of his first 13 career games, including three or more hits on four occasions
- Leads the SEC in hits (25) and ranks 3rd in AVG (.489)
- Rated the No. 39 overall player in the 2022 class

CAREER STATISTICS

YEAR	AVG	GP-GS	AB	R	H	2B	3B	HR	RBI	SB-A
2023	.481	13-13	52	16	25	7	1	0	11	1-1

SEASON HIGHS

AB: 5, four times
 R: 3, vs. Lipscomb (3/4)
 H: 4, vs. USC (2/26)
 2B: 2, vs. Lipscomb (3/4)
 HR: --
 RBI: 3, vs. Lipscomb (3/4)

CAREER HIGHS

5, four times
 3, vs. Lipscomb (3/4/23)
 4, vs. USC (2/26/23)
 2, vs. Lipscomb (3/4/23)
 --
 3, vs. Lipscomb (3/4/23)

14 • JUSTIN KIRBY OF

5-11 • 203 • GR • Alpharetta, GA • Kent State

- Went 5-for-15 with 3 2B, 1 3B, 2 RBI vs. Lipscomb
- Eleven of his 12 hits this season are for extra bases
- His six homers in the first eight games were the most by an Auburn player since at least 1993
- Rated the No. 43 impact transfer and No. 44 outfielder in the country by D1 Baseball

CAREER STATISTICS

YEAR	AVG	GP-GS	AB	R	H	2B	3B	HR	RBI	SB-A
2019*	.313	42/37	147	42	46	14	2	9	30	9-11
2021*	.189	12/12	37	3	7	3	0	0	2	0-0
2021*	.301	48/43	146	31	44	8	1	5	25	10-10
2022*	.323	53/51	198	44	64	17	1	15	45	14-20
2023	.240	13-13	50	14	12	4	1	6	17	0-0
TOTAL	.299	168-156	578	134	173	46	5	35	119	33-41

SEASON HIGHS

AB: 6, two times
 R: 3, vs. USC (2/26)
 H: 2, three times
 2B: 1, four times
 HR: 2, vs. USC (2/26)
 RBI: 7, vs. USC (2/26)

CAREER HIGHS

6, seven times
 4, two times
 4, two times
 2, five times
 3, at Northern Illinois (4/19/22)
 7, vs. USC (2/26/23)

24 • NATE LARUE C

6-3 • 223 • SR • Mobile, AL • McGill-Toolen

CAREER STATISTICS

YEAR	AVG	GP-GS	AB	R	H	2B	3B	HR	RBI	SB-A
2020	.294	8-3	17	6	5	1	0	0	2	0-0
2021	.219	16-10	32	8	7	2	0	2	5	0-0
2022	.211	52-42	152	19	32	8	0	6	34	2-2
2023	.094	11-9	32	2	3	0	0	0	3	3-3
TOTAL	.202	87-64	233	35	47	11	0	8	44	4-4

SEASON HIGHS

AB: 4, two times
 R: 1, two times
 H: 1, three times
 2B: --
 HR: --
 RBI: 1, three times

CAREER HIGHS

5, five times
 3, vs. Southeastern (6/3/22)
 3, at Texas A&M (3/27/22)
 2, vs. Arkansas (5/6/22)
 2, vs. Southeastern (6/3/22)
 5, at Texas A&M (3/27/22)

26 • COOPER McMURRAY IF

6-3 • 258 • R-SO • Tulsa, OK • Kansas

- Left game two vs. Lipscomb with an ankle injury
- Is third on the team with two homers this year

CAREER STATISTICS

YEAR	AVG	GP-GS	AB	R	H	2B	3B	HR	RBI	SB-A
2022*	.248	42-33	113	16	28	6	0	9	19	0-0
2023	.250	7-7	20	8	5	0	0	2	6	0-0
TOTAL	.248	49-40	133	24	33	6	0	11	25	0-0

SEASON HIGHS

AB: 4, three times
 R: 3, vs. USC (2/25)
 H: 3, vs. USC (2/25)
 2B: --
 HR: 1, two times
 RBI: 3, two times

CAREER HIGHS

6, vs. Oklahoma (4/23/22)
 2, vs. West Virginia (4/30/22)
 3, two times
 1, six times
 2, vs. West Virginia (4/30/22)
 3, at Texas (5/21/22)

11 • GAVIN MILLER IF

5-11 • 192 • FR • Oakdale, PA • West Allegheny

-

SEASON HIGHS

AB: 5, three times
R: 2, two times
H: 3, two times
2B: 1, vs. Indiana (2/18)
HR: 1, vs. UNA (2/21)
RBI: 3, two times

CAREER HIGHS

5, 22 times
 3, vs. Florida State (6/4/22)
 3, 10 times
 1, 18 times
 1, 19 times
 4, vs. Paradise Valley (2/26/19)

3 • CHRIS STANFIELD

OF

6-1 • 189 • FR • Tallahassee, FL • Chiles

- Has made five straight starts and has multiple hits in three of the last five contests
- Made his first career start vs. Lipscomb last Friday and went 5-for-12 with 2 2B, 3 RBI in the series
- Rated a top 100 freshman by Perfect Game

CAREER STATISTICS

YEAR	AVG	GP-GS	AB	R	H	2B	3B	HR	RBI	SB-A
2023	.429	9-5	21	4	9	2	1	0	6	2-2

SEASON HIGHS

AB: 5, vs. Lipscomb (3/4)
R: 2, vs. FAMU (3/1)
H: 2, three times
2B: 1, two times
HR: --
RBI: 2, two times

CAREER HIGHS

5, vs. Lipscomb (3/4/23)
 2, vs. FAMU (3/1)
 2, three times
 1, two times
 --
 2, two times

8 • BRYSON WARE

IF

6-2 • 211 • SR • Madison, MS • Pearl River

- Homered in four straight games from 3/3-7
- Three of his homers tied the game or gave AU the lead
- Leads the SEC in AVG (5.11) and SLG (1.128) and ranks 3rd in hits (24) and total bases (53) and 4th in HR (7)

CAREER STATISTICS

YEAR	AVG	GP-GS	AB	R	H	2B	3B	HR	RBI	SB-A
2020*	.321	16-1	53	14	17	3	3	5	17	4-5
2021	.254	43-37	138	36	35	6	1	6	26	4-5
2022	.234	49-23	94	23	22	8	2	1	21	4-4
2023	.511	13-13	47	14	24	6	1	7	19	1-1
AU	.290	105-73	279	73	81	20	4	14	66	9-10
TOTAL	.295	121-73	332	87	98	23	7	19	83	13-15

SEASON HIGHS

AB: 5, three times
R: 3, vs. USC (2/25)
H: 3, four times
2B: 2, two times
HR: 1, seven times
RBI: 3, four times

CAREER HIGHS

5, 10 times
 6, vs. AAMU (2/24/21)
 3, 10 times
 2, three times
 1, 19 times
 6, two times

10 • BRODY WORTHAM

IF

6-1 • 187 • GR • Wedowee, AL • West Georgia

- Collected his first hit and RBI in an Auburn uniform last Wednesday vs. FAMU (3/1)

CAREER STATISTICS

YEAR	AVG	GP-GS	AB	R	H	2B	3B	HR	RBI	SB-A
2019*	.317	30-20	82	19	26	5	0	1	14	2-3
2020*	.324	20-20	71	16	23	7	0	1	10	4-4
2021*	.411	41-41	163	37	67	13	1	4	26	10-12
2022*	.372	45-44	183	47	68	9	2	9	32	9-10
2023	.143	6-1	7	2	1	0	0	0	1	0-0
TOTAL	.366	142-126	506	121	185	34	3	15	83	25-29

SEASON HIGHS

AB: 2, vs. Indiana (2/18)
R: 1, two times
H: 1, vs. FAMU (3/1)
2B: --
HR: --
RBI: 1, vs. FAMU (3/1)

CAREER HIGHS

6, four times
 3, six times
 5, at Mississippi College (4/2/21)
 2, three times
 2, vs. North Georgia (3/30/22)
 5, vs. West Alabama (3/26/22)

4 • CARTER WRIGHT

C

6-0 • 195 • JR • Blairsville, GA • Iowa Western

- Made his first career start Wednesday at JSU

CAREER STATISTICS

YEAR	AVG	GP-GS	AB	R	H	2B	3B	HR	RBI	SB-A
2021*	.353	43-7	119	34	42	8	0	0	27	0-0
2022*	.371	39-7	124	29	46	9	1	1	43	4-4
2023	.000	4-1	6	0	0	0	0	0	0	0-0
TOTAL	.353	84-1	249	63	88	17	1	1	70	4-4

SEASON HIGHS

AB: 3, at JSU (3/8)
R: --
H: --
2B: --
HR: --
RBI: --

CAREER HIGHS

5, seven times
 3, six times
 3, five times
 2, two times
 1, at Southwestern (4/6/22)
 5, at Southwestern (4/6/22)

PITCHER PROFILES

46 • CHASE ALLSUP

RHP

6-1 • 238 • SO • Dothan, AL • Dothan

- Earned saves in back-to-back relief appearances
- Posted a 2.84 ERA in 6.1 innings as a reliever
- Tabbed the No. 71 sophomore and No. 113 prospect for the 2024 MLB Draft by Perfect Game

CAREER STATISTICS

YEAR	ERA	W-L	G/S	IP	H	R	ER	BB	K	BAA
2022	3.38	1-0	23/0	29.1	24	15	11	17	36	.226
2023	3.75	0-0	4/2	12.0	12	5	5	7	14	.273
TOTAL	3.48	1-0	27/2	41.1	36	20	16	24	50	.240

SEASON HIGHS

IP: 3.2, vs. USC (2/24)
H: 5, vs. USC (2/24)
R: 2, vs. Indiana (2/17)
ER: 2, vs. Indiana (2/17)
K: 5, vs. Lipscomb (3/3)
BB: 2, three times
PC: 72, vs. USC (2/24)

CAREER HIGHS

3.2, vs. USC (2/24/23)
 5, vs. USC (2/24/23)
 4, vs. Ole Miss (3/18/22)
 2, three times
 5, two times
 2, seven times
 72, vs. USC (2/24/23)

41 • JOHN ARMSTRONG

RHP

5-11 • 225 • SO • Marietta, GA • Harrison

- Has earned a win in four straight appearances since the series opener vs. USC (2/24)
- Leads the SEC and NCAA with four wins
- Named to the NCBWA Stopper of the Year Watch List

CAREER STATISTICS

YEAR	ERA	W-L	G/S	IP	H	R	ER	BB	K	BAA
2022	4.26	1-0	19/0	19.0	20	13	9	11	21	.294
2023	3.00	4-0	6/0	12.0	4	4	4	4	12	.098
TOTAL	3.77	5-0	25/0	31.0	24	17	13	15	33	.220

SEASON HIGHS

IP: 3.1, vs. Indiana (2/17)
H: 2, vs. Lipscomb (3/3)
R: 3, vs. USC (2/25)
ER: 3, vs. USC (2/25)
K: 4, vs. Lipscomb (3/3)
BB: 3, vs. USC (2/25)
PC: 48, vs. Indiana (2/17)

CAREER HIGHS

3.1, vs. Indiana (2/17/23)
 4, vs. Arkansas (6/21/22)
 4, vs. Arkansas (6/21/22)
 4, vs. Arkansas (6/21/22)
 4, two times
 3, vs. USC (2/25/23)
 48, vs. Indiana (2/17/23)

25 • TANNER BAUMAN

LHP

6-4 • 208 • JR • Jacksonville, FL • St. John's River

- Made his first start in an Auburn uniform vs. Lipscomb, striking out a season-high five while matching a season high with 3.2 innings
- Earned the win in his Auburn debut vs. Indiana (2/17)
- Rated the No. 31 impact JUCO transfer by D1 Baseball

CAREER STATISTICS

YEAR	ERA	W-L	G/S	IP	H	R	ER	BB	K	BAA
2021*	4.70	2-3	19/4	44.0	47	28	23	18	40	.267
2022*	5.91	3-10	16/14	77.2	96	69	51	34	100	.292
2023	3.60	1-0	3/1	10.0	6	5	4	5	11	.171
TOTAL	5.33	6-13	38/19	131.2	149	102	78	57	151	--

SEASON HIGHS

IP: 3.2, two times
H: 4, vs. Lipscomb (3/3)
R: 2, two times
ER: 2, vs. USC (2/24)
K: 5, vs. Lipscomb (3/3)
BB: 3, vs. USC (2/24)
PC: 73, vs. Lipscomb (3/3)

CAREER HIGHS

7.0, vs. Fla State Jacksonville (4/5/21)
 11, at Central Florida (3/25/22)
 8, two times
 6, three times
 11, vs. Seminole State (3/7/22)
 4, three times
 73, vs. Lipscomb (3/3/23)

33 • WILL CANNON

RHP

6-1 • 187 • SO • Phenix City, AL • NW Florida State

- Pitched a season-high 2.2 innings with 4 Ks at JSU
- Has earned a win or save in his last four appearances
- Has finished all five games he has appeared in
- Rated the No. 7 impact JUCO transfer by Perfect Game

CAREER STATISTICS

YEAR	ERA	W-L	G/S	IP	H	R	ER	BB	K	BAA
2022*	3.10	3-2	14/1	29.0	23	10	10	19	30	.213
2023	3.10	1-0	5/0	8.2	10	3	3	5	10	.294
TOTAL	3.11	4-2	19/1	37.2	33	13	13	24	40	--

SEASON HIGHS

IP: 2.2, at JSU (3/8)
H: 3, at JSU (3/8)
R: 2, at JSU (3/8)
ER: 2, at JSU (3/8)
K: 4, at JSU (3/8)
BB: 2, vs. Lipscomb (3/4)
PC: 45, at JSU (3/8)

CAREER HIGHS

4.2, vs. Chipola (4/9/22)
 4, two times
 3, vs. TNXL (3/5/22)
 3, vs. TNXL (3/5/22)
 5, vs. Chipola (4/9/22)
 5, vs. Chipola (4/9/22)
 45, at JSU (3/8/23)

23 • P. CARLSON

RHP

6-1 • 184 • SO • Mobile, Ala. • Faith Academy

- Stranded the bases loaded in the 6th inning Sunday vs. Lipscomb (3/5)
- Is T-2nd on the team with four appearances

CAREER STATISTICS

YEAR	ERA	W-L	G/S	IP	H	R	ER	BB	K	BAA
2022	8.59	1-1	5/0	7.1	8	7	7	3	10	.267
2023	7.71	0-0	4/2	2.1	5	4	2	3	6	.357
TOTAL	8.38	1-1	9/0	9.2	13	11	9	6	16	.295

SEASON HIGHS

IP: 1.0, vs. FAMU (3/1)
H: 3, vs. Indiana (2/19)
R: 3, vs. FAMU (3/1)
ER: 1, two times
K: 3, vs. FAMU (3/1)
BB: 2, vs. FAMU (3/1)
PC: 27, vs. FAMU (3/1)

CAREER HIGHS

3.0, vs. Rhode Island (3/6/22)
 3, two times
 3, two times
 3, vs. MTSU (3/13/22)
 4, vs. Rhode Island (3/6/22)
 2, two times
 40, vs. Rhode Island (3/6/22)

54 • K. COPELAND

LHP

6-2 • 185 • SR • Mobile, AL • Pensacola State

- Pitched an Auburn high 5.0 scoreless innings and matched a season high with 6 Ks at JSU
- Is 2-0 with a 0.60 ERA and 12 K in 8.2 innings as a starter this season

CAREER STATISTICS

YEAR	ERA	W-L	G/S	IP	H	R	ER	BB	K	BAA
2020*	5.28	0-2	3/1	15.1	19	12	9	7	8	.297
2021*	1.74	7-1	12/8	57.0	43	14	11	16	81	.201
2022	4.20	3-0	9/2	15.0	20	11	7	8	19	.328
2023	3.97	1-0	4/2	11.1	12	5	5	1	13	.273
AU	4.10	4-0	13/4	26.1	32	16	12	9	32	.305
TOTAL	2.92	11-3	29/15	98.2	94	42	32	32	121	--

SEASON HIGHS

IP: 5.0, at JSU (3/8)
H: 4, vs. Lipscomb (3/4)
R: 4, vs. Lipscomb (3/4)
ER: 4, vs. Lipscomb (3/4)
K: 6, two times
BB: 1, at JSU (3/8)
PC: 66, vs. UNA (2/21)

CAREER HIGHS

7.0, two times
 11, at Chipola (3/20/21)

29 • C. HERBERHOLZ RHP

5-11 • 197 • R-JR • Scottsboro, AL • Southern Union

CAREER STATISTICS

YEAR	ERA	W-L	G/S	IP	H	R	ER	BB	K	BAA
2020*	10.43	0-4	5/4	14.2	17	19	17	10	13	.288
2021*	13.50	0-0	1/0	0.2	0	1	1	1	1	.000
2022*	2.40	4-0	10/7	56.1	41	24	15	11	55	.179
2023	9.35	0-0	4/2	8.2	15	11	9	3	9	.385
TOTAL	4.71	4-4	20/13	80.1	73	55	42	25	79	--

SEASON HIGHS

IP: 4.0, vs. USC (2/25)
 H: 6, vs. Lipscomb (3/4)
 R: 4, vs. Lipscomb (3/4)
 ER: 4, vs. Lipscomb (3/4)
 K: 4, vs. USC (2/25)
 BB: 1, three times
 PC: 68, vs. USC (2/25)

CAREER HIGHS

7.2, at Bevill State (4/15/22)
 7, vs. Shelton State (3/31/22)
 7, at Wallace State (3/24/22)
 6, at N.C. State (2/23/20)
 13, vs. Marion Military (3/17/22)
 4, vs. Bradley (2/29/20)
 78, vs. Evansville (2/16/20)

17 • TREVOR HORNE RHP

6-3 • 203 • R-FR • Phenix City, AL • Glenwood

- Retired 5 of 6 batters faced in his Auburn debut (2/19)
- Struck out 3 of the 4 batters faced vs. FAMU (3/1)

CAREER STATISTICS

YEAR	ERA	W-L	G/S	IP	H	R	ER	BB	K	BAA
2023	3.38	0-0	2/0	2.2	2	1	1	0	3	.200

SEASON HIGHS

IP: 1.2, vs. Indiana (2/19)
 H: 1, two times
 R: 1, vs. FAMU (3/1)
 ER: 1, vs. FAMU (3/1)
 K: 3, vs. FAMU (3/1)
 BB: --
 PC: 23, vs. Indiana (2/19)

CAREER HIGHS

1.2, vs. Indiana (2/19/23)
 1, two times
 1, vs. FAMU (3/1/23)
 1, vs. FAMU (3/1/23)
 3, vs. FAMU (3/1/23)
 --
 23, vs. Indiana (2/19/23)

43 • CHASE ISBELL RHP

6-2 • 210 • SR • Springville, AL • Samford

- Logged career highs in IP (3.1) and K (7) vs. Lipscomb
- Named to the NCBWA Stopper of the Year Watch List
- Rated the No. 33 relief pitcher by D1 Baseball
- Pitched an immaculate inning vs. UNA (2/21)
- Has allowed just four earned run in his last 13 relief apps and 21.1 innings dating back to last season

CAREER STATISTICS

YEAR	ERA	W-L	G/S	IP	H	R	ER	BB	K	BAA
2020*	3.38	1-0	5/0	5.1	3	4	2	7	6	.167
2021*	2.32	4-2	26/0	31.0	19	9	8	13	44	.173
2022	4.82	1-1	14/0	18.2	17	10	10	14	23	.243
2023	7.88	1-0	5/1	8.0	11	7	7	4	15	.314
AU	5.74	2-1	19/1	26.2	28	17	17	18	38	.267
TOTAL	3.86	7-3	50/1	63.0	50	30	27	38	88	--

SEASON HIGHS

IP: 3.1 vs. Lipscomb (3/4)
 H: 4, vs. Lipscomb (3/4)
 R: 4, vs. USC (2/26)
 ER: 4, vs. USC (2/26)
 K: 7, vs. Lipscomb (3/4)
 BB: 2, at JSU (3/8)
 PC: 56, vs. Lipscomb (3/4)

CAREER HIGHS

3.1, vs. Lipscomb (3/4/23)
 5, vs. Vandy (4/9/22)
 5, at LSU (4/1/22)
 5, at LSU (4/1/22)
 7, vs. Lipscomb (3/4/23)
 3, at Samford (5/17/22)
 57, at ETSU (5/21/21)

22 • HAYDEN MURPHY RHP

6-3 • 185 • FR • Chula, GA • Tiftarea Academy

- Pitched a season-high 1.2 innings Sunday vs. Lipscomb

CAREER STATISTICS

YEAR	ERA	W-L	G/S	IP	H	R	ER	BB	K	BAA
2023	2.45	0-0	3/0	3.2	5	1	1	1	0	.357

SEASON HIGHS

IP: 1.2, vs. Lipscomb (3/5)
 H: 3, vs. Lipscomb (3/5)
 R: 1, vs. Lipscomb (3/5)
 ER: 1, vs. Lipscomb (3/5)
 K: --
 BB: 1, vs. USC (2/26)
 PC: 28, vs. Lipscomb (3/5)

CAREER HIGHS

1.2, vs. Lipscomb (3/5/23)
 3, vs. Lipscomb (3/5/23)
 1, vs. Lipscomb (3/5/23)
 1, vs. Lipscomb (3/5/23)
 --
 1, vs. USC (2/26)
 28, vs. Lipscomb (3/5/23)

12 • DREW NELSON LHP

5-11 • 198 • FR • Troy, AL • Pike Liberal Arts

CAREER STATISTICS

YEAR	ERA	W-L	G/S	IP	H	R	ER	BB	K	BAA
2023	30.86	0-1	2/1	2.1	6	8	8	3	1	.462

SEASON HIGHS

IP: 1.2, vs. USC (2/26)
 H: 4, vs. USC (2/26)
 R: 4, two times
 ER: 4, two times
 K: 1, vs. USC (2/26)
 BB: 3, vs. Indiana (2/19)
 PC: 32, vs. Indiana (2/19)

CAREER HIGHS

1.2, vs. USC (2/26/23)
 4, vs. USC (2/26/23)
 4, two times
 4, two times
 1, vs. USC (2/26/23)
 3, vs. Indiana (2/19/23)
 32, vs. Indiana (2/19/23)

44 • RYAN OLSON RHP

6-1 • 206 • FR • Auburn, AL • Auburn

CAREER STATISTICS

YEAR	ERA	W-L	G/S	IP	H	R	ER	BB	K	BAA
2023	6.75	0-0	2/0	1.1	3	1	1	2	2	.500

SEASON HIGHS

IP: 1.0, vs. FAMU (3/1)
 H: 2, vs. FAMU (3/1)
 R: 1, vs. Indiana (2/19)
 ER: 1, vs. Indiana (2/19)
 K: 2, vs. FAMU (3/1)
 BB: 2, vs. Indiana (2/19)
 PC: 26, vs. FAMU (3/1)

CAREER HIGHS

1.0, vs. FAMU (3/1/23)
 2, vs. FAMU (3/1/23)
 1, vs. Indiana (2/19/23)
 1, vs. Indiana (2/19/23)
 2, vs. FAMU (3/1/23)
 2, vs. Indiana (2/19/23)
 26, vs. FAMU (3/1/23)

20 • TOMMY SHEEHAN LHP

6-0 • 210 • Gr. • Brielle, NJ • Notre Dame

- Allowed just one earned run in his final seven appearances and 15.0 innings in 2022

CAREER STATISTICS

YEAR	ERA	W-L	G/S	IP	H	R	ER	BB	K	BAA
2018*	5.74	2-4	14/14	62.2	62	43	40	41	27	.264
2019*	4.58	5-6	15/15	92.1	100	62	47	23	62	.268
2020*	2.70	3-0	4/4	23.1	18	7	7	5	22	.202
2021*	6.75	0-1	2/2	8.0	10	6	6	5	10	.303
2022	4.28	2-0	16/3	33.2	25	18	16	22	29	.207
2023	0.00	0-0	1/0	0.1	0	0	0	2	1	.000
AU	4.24	2-0	17/3	34.0	25	18	16	24	30	.205
TOTAL	4.74	12-11	52/37	220.1	215	136	116	98	151	--

SEASON HIGHS

IP: 0.1, vs. Indiana (2/18)
 H: --
 R: --
 ER: --
 K: 1, vs. Indiana (2/18)
 BB: 2, vs. Indiana (2/18)
 PC: 20, vs. Indiana (2/18)

CAREER HIGHS

9.0, two times
 13, vs. North Carolina (4/13/19)
 11, vs. North Carolina (4/13/19)
 8, vs. North Carolina (4/13/19)
 9, at UAB (2/14/20)
 6, vs. Purdue (2/24/18)
 112, vs. North Carolina (4/13/19)

21 • TOMMY VAIL LHP

5-11 • 190 • Gr. • Seattle, WA • TCU/Notre Dame

- is the NCAA active lead in H/9.0 IP (4.94) and leads the NCAA allowing 0.68 H/9.0 IP this year
- Hasn't allowed a hit in 9.2 innings as a starter
- Pitched a career high 5.2 innings with 8 Ks vs. UAB
- Was teammates with Tommy Sheehan at ND from 2018-21 before spending last season at TCU

CAREER STATISTICS

YEAR	ERA	W-L	G/S	IP	H	R	ER	BB	K	BAA
2018*	3.90	3-2	27/1	27.2	24	16	12	24	30	.231
2019*	3.27	3-2	25/2	44.0	24	19	16	26	61	.157
2020*	2.08	3-0	7/0	17.1	5	6	4	3	24	.086
2021*	DNP-INJURED									
2022*	3.65	1-0	13/0	12.1	9	5	5	6	15	.205
2023	0.00	2-0	4/2	13.1	1	0	0	6	17	.024
TOTAL	2.90	11-4	76/5	114.2	63	46	37	65	147	--

SEASON HIGHS

IP: 5.2, vs. UAB (3/7)
 H: 1, vs. USC (2/25)
 R: --
 ER: --
 K: 8, vs. UAB (3/7)
 BB: 2, three times
 PC: 87, vs. UAB (3/7)

CAREER HIGHS

5.2, vs. UAB (3/7/23)
 5, vs. Boston College (4/29/18)
 4, two times
 3, three times
 9, vs. Toldeo (2/22/20)
 5, vs. Duke (5/21/19)
 92, vs. Boston College (4/29/18)

AUBURN IN THE NATIONAL AND SEC RANKINGS

(as of Mar. 8)

TEAM	TOTAL	NCAA	SEC
Batting average	.321	23	5
Hits	141	24	6
41 JOHN ARMSTRONG	TOTAL	NCAA	SEC
Wins	4	1	1
33 WILL CANNON	TOTAL	NCAA	SEC
Saves	3	7	1
18 IKE IRISH	TOTAL	NCAA	SEC
Hits	25	6	1
Doubles	7	9	2
Batting average	.481	22	3
14 JUSTIN KIRBY	TOTAL	NCAA	SEC
Home runs	6	23	7
21 TOMMY VAIL	TOTAL	NCAA	SEC
ERA	0.00	1	1
Hits allowed/9.0 IP	0.68	1	1
WHIP	0.52	6	2
8 BRYSON WARE	TOTAL	NCAA	SEC
Slugging percentage	1.128	3	1
Total bases	53	7	3
Home runs	7	8	4
Batting average	.511	10	1
Hits	24	12	3

PITCHING CAREERS

CHASE ALLSUP'S AUBURN APPEARANCES

2022 - FRESHMAN YEAR												
Date	Opp (Res.)	DEC	QS	IP	H	R	ER	BB	SO	HR	ERA	NP
2/20	vs. Kansas State (W, 12-1)	-	-	1.0	0	0	0	0	3	0	0.00	14
2/25	YALE (W, 9-0)	-	-	1.0	0	0	0	2	2	0	0.00	25
3/2	UAB (W, 16-1)	-	-	1.0	0	0	0	1	2	0	0.00	20
3/9	vs. Tennessee Tech (W, 4-3)	-	-	2.0	2	0	0	1	3	0	0.00	39
3/13	MIDDLE TENNESSEE-G1 (W, 10-7)	-	-	1.1	3	1	0	1	3	0	0.00	35
3/18	#1 OLE MISS (W, 19-5)	-	-	1.1	2	4	2	2	2	1	2.35	49
3/26	at Texas A&M (L, 4-5 [11])	-	-	0.1	0	0	0	0	0	0	2.25	1
3/27	at Texas A&M (W, 13-9)	W	-	1.0	0	1	0	1	0	0	2.00	19
4/5	at UAB (W, 6-4)	S	-	2.1	2	1	1	0	2	1	2.38	34
4/12	SAMFORD (W, 4-1)	-	-	2.0	1	0	0	0	5	0	2.03	33
4/19	ALABAMA STATE (W, 6-5 [10])	-	-	0.2	0	0	0	2	0	0	1.93	15
4/22	SOUTH CAROLINA (W, 6-3)	-	-	0.2	0	0	0	0	0	0	1.84	5
4/26	at Jax State (W, 8-4)	-	-	2.2	2	1	1	0	3	1	2.08	31
4/30	at #1 Tennessee (W, 8-6)	-	-	1.1	2	1	1	1	1	0	2.41	41
5/6	#3 ARKANSAS (L, 8-11)	-	-	1.2	1	0	0	1	0	0	2.21	21
5/8	#3 ARKANSAS (L, 4-7)	-	-	0.2	1	1	1	2	0	0	2.57	22
5/14	ALABAMA (W, 6-4)	S	-	2.0	1	0	0	0	2	0	2.35	21
5/17	at Samford (W, 8-4)	-	-	1.0	1	0	0	1	2	0	2.25	21
5/20	at Kentucky (W, 6-3)	-	-	1.0	1	1	1	0	1	1	2.52	14
5/21	at Kentucky (L, 3-6)	-	-	2.0	2	1	1	0	2	0	2.67	28
5/25	vs. Kentucky (L, 1-3)	-	-	1.0	0	0	0	0	3	0	2.57	20
6/12	at #3 Oregon State (L, 3-4)	-	-	0.2	1	1	1	1	0	0	2.83	11
6/21	vs. Arkansas (L, 1-11)	-	-	0.2	2	2	2	1	1	0	3.38	21

2023 - SOPHOMORE YEAR

Date	Opp (Res.)	DEC	QS	IP	H	R	ER	BB	SO	HR	ERA	NP
2/17	*INDIANA (W, 8-4)	-	-	2.0	3	2	2	2	4	1	9.00	48
2/24	*USC (W, 5-3)	-	-	3.2	5	1	1	2	2	0	4.76	72
3/3	LIPSCOMB (W, 7-3)	S	-	3.0	1	1	1	2	5	1	4.15	55
3/7	UAB (W, 4-1)	S	-	3.1	3	1	1	1	3	0	3.75	46

JOHN ARMSTRONG'S AUBURN APPEARANCES

2022 - FRESHMAN YEAR												
Date	Opp (Res.)	DEC	QS	IP	H	R	ER	BB	SO	HR	ERA	NP
2/18	vs. Oklahoma (L, 0-3)	-	-	1.0	0	0	0	0	1	0	0.00	8
2/19	vs. #12 Texas Tech (W, 2-1)	-	-	0.2	0	0	0	0	1	0	0.00	13
2/25	YALE (W, 9-0)	-	-	0.2	0	0	0	0	2	0	0.00	9
2/26	YALE-G2 (L, 4-5 [10])	-	-	0.2	1	0	0	0	1	0	0.00	12
3/1	ALABAMA STATE (W, 13-7)	-	-	0.2	1	0	0	0	2	0	0.00	16
3/9	vs. Tennessee Tech (W, 4-3)	-	-	0.1	1	0	0	0	1	0	0.00	5
3/11	MIDDLE TENNESSEE (L, 8-10)	-	-	0.1	0	3	0	2	1	0	0.00	18
3/17	#1 OLE MISS (L, 6-13)	-	-	0.0	2	3	2	2	0	0	4.15	19
3/22	vs. South Alabama (W, 13-12)	-	-	0.1	0	0	0	0	0	0	3.86	4
3/29	JAX STATE (L, 2-5)	-	-	1.1	1	0	0	1	0	0	3.00	26
5/8	#3 ARKANSAS (L, 4-7)	-	-	2.2	0	0	0	1	4	0	2.08	40
5/13	ALABAMA (W, 3-2)	W	-	2.2	1	0	0	0	3	0	1.59	29
5/17	at Samford (W, 8-4)	-	-	2.1	1	0	0	0	3	0	1.32	29
5/20	at Kentucky (L, 1-5)	-	-	0.2	1	0	0	0	2	0	1.26	10
5/21	at Kentucky (L, 3-6)	-	-	0.0	3	2	2	1	0	0	2.51	11
6/4	FLORIDA STATE (W, 21-7)	-	-	2.0	3	1	1	1	0	0	2.76	24
6/11	at #3 Oregon State (W, 7-5)	-	-	1.0	0	0	0	1	0	0	2.60	15
6/12	at #3 Oregon State (L, 3-4)	-	-	0.2	2	0	0	0	0	0	2.50	9
6/21	vs. Arkansas (L, 1-11)	-	-	1.0	4	4	4	1	1	1	4.26	24

2023 - SOPHOMORE YEAR

Date	Opp (Res.)	DEC	QS	IP	H	R	ER	BB	SO	HR	ERA	NP
2/17	INDIANA (W, 8-4)	-	-	3.1	0	0	0	1	3	0	0.00	48
2/21	vs. North Alabama (W, 13-1)	-	-	1.1	1	0	0	0	2	0	0.00	18
2/24	USC (W, 5-3)	W	-	0.1	0	0	0	0	0	0	0.00	2
2/25	USC (W, 12-6)	W	-	1.2	1	3	3	3	1	0	4.05	34
3/3	LIPSCOMB (W, 7-3)	W	-	2.1	2	1	1	0	4	1	4.00	44
3/5	LIPSCOMB (W, 4-3)	W	-	3.0	0	0	0	0	2	0	3.00	43

TANNER BAUMAN'S AUBURN APPEARANCES

2023 - JUNIOR YEAR												
Date	Opp (Res.)	DEC	QS	IP	H	R	ER	BB	SO	HR	ERA	NP
2/17	INDIANA (W, 8-4)	W	-	2.2	1	2	1	1	3	0	3.38	52
2/24	USC (W, 5-3)	-	-	3.2	1	2	2	3	3	0	4.26	52
3/3	*LIPSCOMB (W, 7-3)	-	-	3.2	4	1	1	1	5	1	3.60	73

WILL CANNON'S AUBURN APPEARANCES

2023 - SOPHOMORE YEAR												
Date	Opp (Res.)	DEC	QS	IP	H	R	ER	BB	SO	HR	ERA	NP
2/17	INDIANA (W, 8-4)	-	-	1.0	1	0	0	0	2	0	0.00	23
2/24	USC (W, 5-3)	S	-	1.1	2	0	0	1	1	0	0.00	26
2/25	USC (W, 12-6)	S	-	1.2	2	0	0	1	1	0	0.00	24
3/4	LIPSCOMB (W, 12-11)	W	-	2.0	2	1	1	2	2	0	1.50	36
3/8	at Jacksonville State (W, 6-3)	S	-	2.2	3	2	2	1	4	0	3.12	45

PARKER CARLSON'S AUBURN APPEARANCES

2022 - FRESHMAN YEAR												
Date	Opp (Res.)	DEC	QS	IP	H	R	ER	BB	SO	HR	ERA	NP
2/23	TROY (W, 13-1)	-	-	1.0	0	0	0	0	1	0	0.00	8
2/26	YALE-G2 (L, 4-5 [10])	-	-	1.0	2	1	1	0	1	1	4.50	17
3/6	RHODE ISLAND (W, 14-1)	W	-	3.0	2	1	1	1	4	1	3.60	40
3/13	MIDDLE TENNESSEE-G1 (W, 10-7)	-	-	0.2	3	3	3	0	2	1	7.94	24
3/29	JAX STATE (L, 2-5)	L	-	1.2	1	2	2	2	2	0	8.59	34

2023 - SOPHOMORE YEAR

Date	Opp (Res.)	DEC	QS	IP	H	R	ER	BB	SO	HR	ERA	NP
2/19	INDIANA (L, 2-11)	-	-	0.2	3	1	1	0	1	0	13.50	18
2/26	USC (T, 12-12)	-	-	0.1	0	0	0	0	1	0	9.00	6

3/1	FLORIDA A&M (W, 18-8)	-	-	1.0	2	3	1	2	3	0	9.00	27
3/5	LIPSCOMB (W, 4-3)	-	-	0.1	0	0	0	1	1	0	7.71	10

KONNER COPELAND'S AUBURN APPEARANCES

2022 - JUNIOR YEAR												
Date	Opp (Res.)	DEC	QS	IP	H	R	ER	BB	SO	HR	ERA	NP
3/1	*ALABAMA STATE (W, 13-7)	-	-	2.1	5	1	0	2	1	0	0.00	52
4/1	at #12 LSU (L, 2-9)	-	-	0.1	0	0	0	0	0	0	0.00	1
4/15	at Mississippi State (L, 5-9)	-	-	0.1	0	0	0	0	1	0	0.00	3
4/20	*KENNESAW STATE (W, 14-1)	W	-	4.0	2	0	0	1	8	0	0.00	68
4/26	at Jax State (W, 8-4)	W	-	1.1	3	2	2	1	1	0	2.16	25
4/30	at #1 Tennessee (W, 8-6)	W	-	2.0	3	1	1	0	2	1	2.61	41
5/6	#3 ARKANSAS (L, 8-11)	-	-	1.1	2	4	4	2	1	2	5.40	32
5/10	at Troy (W, 11-4)	-	-	0.2	1	0	0	0	1	0	5.11	12
6/3	SOUTHEASTERN (W, 19-7)	-	-	2.2	4	3	0	2	4	0	4.20	56

2023 - SENIOR YEAR

Date	Opp (Res.)	DEC	QS	IP	H	R	ER	BB	SO	HR	ERA	NP
2/21	*vs. North Alabama (W, 13-1)	W	-	3.2	3	1	1	0	6	0	2.45	66
2/26	USC (T, 12-12)	-	-	2.0	3	0	0	0	1	0	1.59	39
3/4	LIPSCOMB (W, 12-11)	-	-	0.2	4	4	4	0	0	1	7.11	20
3/8	*at Jacksonville State (W, 6-3)	-	-	5.0	2	0	0	1	6	0	3.97	65

ZACH CROTCHFELT'S AUBURN APPEARANCES

2023 - FRESHMAN YEAR												
Date	Opp (Res.)	DEC	QS	IP	H	R	ER	BB	SO	HR	ERA	NP
2/19	INDIANA (L, 2-11)	-	-	3.2	3	2	2	1	4	0	4.91	56
2/26	USC (T, 12-12)	-	-	3.2	4	4	4	2	3	0	7.36	62
3/5	*LIPSCOMB (W, 4-3)	-	-	4.0	3	2	2	3	4	1	6.35	76

JOSEPH GONZALEZ'S AUBURN APPEARANCES

2021 - FRESHMAN YEAR												
Date	Opp (Res.)	DEC	QS	IP	H	R	ER	BB	SO	HR	ERA	NP
2/20	PRESBYTERIAN (W, 6-1)	-	-	1.0	2	0	0	0	1	0	0.00	12
2/24	ALABAMA A&M (W, 33-0)	-	-	1.0	0	0	0	0	2	0	0.00	11
2/26	vs. #25 Oklahoma (L, 3-4 [10])	-	-	1.1	4	1	1	0	0	0	2.70	25
3/9	*at UAB (W, 6-5)	-	-	5.0	1	1	1	0	7	0	2.16	60
3/14	LITTLE ROCK (L, 6-12)	-	-	0.2	2	1	1	0	0	0	3.00	12
3/16	at Lipscomb (W, 9-7)	-	-	1.1	1	0	0	0	1	0	2.61	17
3/19	at #4 Ole Miss (L, 0-1)	L	-	1.0	1	1	1	0	0	1	3.18	16
3/27	*KENTUCKY (L, 4-6)	L	-	4.0	8	5	5	2	4	0	5.28	71
4/3	*at #1 Arkansas (L, 5-6 [10])	-	-	5.0	2	2	2	5	1	0	4.87	86
4/11	*#4 MISSISSIPPI STATE (L, 10-19)	L	-	0.2	7	9	9	1	9	0	8.57	44
4/17	*at Alabama (L, 9-10)	-	-	1.1	4	3	3	0	0	0	9.27	

AUBURN 2023 AUBURN BASEBALL GAME NOTES

4/15	at Mississippi State (L, 5-9)	-	-	1.0	1	0	0	1	2	0	12.79	21
4/22	KENNESAW STATE (W, 14-1)	-	-	1.0	0	0	0	1	1	0	11.05	15
4/29	at #1 Tennessee (L, 4-17)	-	-	1.0	1	0	0	0	1	0	9.72	12
5/7	#3 ARKANSAS (W, 5-3)	-	-	2.1	1	1	1	1	3	0	8.44	37
5/10	at Troy (W, 11-4)	W	-	1.0	0	0	0	1	1	0	7.71	17
5/17	at Samford (W, 8-4)	-	-	0.2	0	0	0	3	0	0	7.30	28
5/20	at Kentucky (L, 1-5)	-	-	2.0	2	0	0	1	3	0	6.28	32
6/12	at #3 Oregon State (L, 3-4)	-	-	2.2	0	0	0	2	4	0	5.29	41
6/21	vs. Arkansas (L, 1-11)	-	-	1.2	1	0	0	1	3	0	4.82	33

2023 - SENIOR YEAR

Date	Opp (Res.)	DEC	QS	IP	H	R	ER	BB	SO	HR	ERA	NP
2/18	INDIANA (W, 6-1)	-	-	1.2	2	1	1	1	2	0	5.40	36
2/21	vs. North Alabama (W, 13-1)	-	-	2.0	1	0	0	0	4	0	2.45	21
2/26	*USC (T, 12-12)	-	-	0.0	3	4	4	1	0	2	12.27	13
3/4	LIPSCOMB (W, 12-11)	-	-	3.1	4	2	2	0	7	1	9.00	56
3/8	at Jacksonville State (W, 6-3)	W	-	1.0	1	0	0	2	2	0	7.88	27

CAMERON KESHOCK'S AUBURN APPEARANCES

2023 - FRESHMAN YEAR

Date	Opp (Res.)	DEC	QS	IP	H	R	ER	BB	SO	HR	ERA	NP
3/1	FLORIDA A&M (W, 18-8)	-	-	0.0	2	4	4	1	0	0		10

HAYDEN MURPHY'S AUBURN APPEARANCES

2023 - FRESHMAN YEAR

Date	Opp (Res.)	DEC	QS	IP	H	R	ER	BB	SO	HR	ERA	NP
2/19	INDIANA (L, 2-11)	-	-	0.2	1	0	0	0	0	0	0.00	9
2/26	USC (T, 12-12)	-	-	1.1	1	0	0	1	0	0	0.00	21
3/5	LIPSCOMB (W, 4-3)	-	-	1.2	3	1	1	0	0	0	2.45	28

DREW NELSON'S AUBURN APPEARANCES

2023 - FRESHMAN YEAR

Date	Opp (Res.)	DEC	QS	IP	H	R	ER	BB	SO	HR	ERA	NP
2/19	*INDIANA (L, 2-11)	L	-	0.2	2	4	4	3	0	1	54.00	32
2/26	USC (T, 12-12)	-	-	1.2	4	4	4	0	1	0	30.86	26

RYAN OLSON'S AUBURN APPEARANCES

2023 - FRESHMAN YEAR

Date	Opp (Res.)	DEC	QS	IP	H	R	ER	BB	SO	HR	ERA	NP
2/19	INDIANA (L, 2-11)	-	-	0.1	1	1	1	2	0	0	27.00	16
3/1	FLORIDA A&M (W, 18-8)	-	-	1.0	2	0	0	0	2	0		26

TOMMY SHEEHAN'S AUBURN APPEARANCES

2022 - FIFTH YEAR

Date	Opp (Res.)	DEC	QS	IP	H	R	ER	BB	SO	HR	ERA	NP
2/18	*vs. Oklahoma (L, 0-3)	-	-	1.0	1	0	0	1	1	0	0.00	33
2/23	*TROY (W, 13-1)	-	-	3.0	1	1	1	3	1	0	2.25	43
3/6	RHODE ISLAND (W, 14-1)	S	-	3.0	0	0	0	1	5	0	1.29	47
3/13	MIDDLE TENNESSEE-G1 (W, 10-7)	W	-	3.2	4	2	2	2	1	1	2.53	52
3/19	#1 OLE MISS (L, 2-15)	-	-	2.2	5	3	3	0	3	0	4.05	40
3/27	* at Texas A&M (W, 13-9)	-	-	1.0	3	5	5	4	0	0	6.91	38
4/9	#12 VANDERBILT (L, 4-19)	-	-	1.1	2	2	2	2	1	0	7.47	28
4/20	KENNESAW STATE (W, 14-1)	-	-	2.0	0	0	0	0	3	0	6.62	22
4/23	SOUTH CAROLINA (W, 8-6)	-	-	1.0	2	3	2	1	2	0	7.23	24
4/29	at #1 Tennessee (L, 4-17)	-	-	2.1	0	0	0	2	0	0	6.43	35
5/6	#3 ARKANSAS (L, 8-11)	-	-	1.0	1	0	0	0	0	0	6.14	19
5/8	#3 ARKANSAS (L, 4-7)	-	-	0.2	0	1	0	2	1	0	5.96	21
5/14	ALABAMA (W, 6-4)	-	-	4.0	1	0	0	1	4	0	5.06	65
5/20	at Kentucky (L, 1-5)	-	-	2.0	1	1	1	1	1	0	5.02	38
6/11	at #3 Oregon State (W, 7-5)	W	-	3.1	2	0	0	1	3	0	4.50	54
6/20	vs. #2 Stanford (W, 6-2)	-	-	1.2	2	0	0	1	3	0	4.28	33

2023 - SIXTH YEAR

Date	Opp (Res.)	DEC	QS	IP	H	R	ER	BB	SO	HR	ERA	NP
2/18	INDIANA (W, 6-1)	-	-	0.1	0	0	0	2	1	0	0.00	20

TOMMY VAIL'S AUBURN APPEARANCES

2022 - SIXTH YEAR

Date	Opp (Res.)	DEC	QS	IP	H	R	ER	BB	SO	HR	ERA	NP
2/18	INDIANA (W, 6-1)	-	-	2.0	0	0	0	0	1	0	0.00	27
2/25	USC (W, 12-6)	-	-	1.2	1	0	0	2	2	0	0.00	32
3/1	*FLORIDA A&M (W, 18-8)	W	-	4.0	0	0	0	2	6	0	0.00	58
3/7	*UAB (W, 4-1)	W	-	5.2	0	0	0	2	8	0	0.00	87

SUPERLATIVES AND MISCELLANEOUS NOTES

STARTS BY POSITION

STARTING PITCHER

Chase Allsup	2	2-0
Konner Copeland	2	2-0
Christian Herberholz	2	2-0
Tommy Vail	2	2-0
Tanner Bauman	1	1-0
Zach Crotchfelt	1	1-0
Jospeh Gonzalez	1	1-0
Chase Isbell	1	0-0-1
Drew Nelson	1	0-1

CATCHER

Nate LaRue	9	7-1-1
Ryan Dyal	3	3-0
Carter Wright	1	1-0

FIRST BASE

Cooper McMurray	7	5-1-1
Cam Hill	3	3-0
Ike Irish	2	2-0
Brody Wortham	1	0-1

SECOND BASE

Caden Green	8	6-1-1
Brody Moss	5	5-0

THIRD BASE

Bryson Ware	13	11-1-1
-------------	----	--------

SHORTSTOP

Cole Foster	13	11-1-1
-------------	----	--------

LEFT FIELD

Bobby Peirce	7	5-1-1
Chris Stanfield	4	4-0
Mike Bello	1	1-0
Josh Hall	1	1-0

CENTER FIELD

Kason Howell	12	10-1-1
Chris Stanfield	1	1-0

RIGHT FIELD

Justin Kirby	13	11-1-1
--------------	----	--------

DESIGNATED HITTER

Ike Irish	11	9-1-1
Ryan Dyal	1	1-0
Bobby Peirce	1	1-0

2023 AUBURN & OPPONENT HIGHS

TEAM BATTING

	AUBURN	OPPONENT
Runs in a game	18, vs. FAMU [7] (3/1)	12, USC (2/26)
Runs in an inning	11 [1st], vs. FAMU [7] (3/1)	7, [6th] FAMU (3/1)
Most Hits in a game	17, vs. Lipscomb (3/4)	16, Lipscomb (3/4)
Fewest Hits in a game	4, vs. UAB (3/7)	3, vs. UAB (3/7)
Hits in an inning	7 [1st], vs. FAMU [7] (3/1)	6 [4th], Lipscomb (3/4)
2B in a game	8, vs. Lipscomb (3/4)	5, USC (2/26)
3B in a game	1, four times	1, USC (2/24)
HR in a game	3, two times	4, Lipscomb (3/4)
SB in a game	2, two times	2, Lipscomb (3/4)
LOB in a game	13, vs. USC (2/26)	11, two times
K in a game	14, vs. Lipscomb (3/4)	14, two times
BB in a game	14, vs. FAMU [7] (3/1)	7, two times

TEAM PITCHING

	AUBURN	OPPONENT
K in a game	14, two times	14, Lipscomb (3/4)
BB in a game	7, two times	14, FAMU (3/1)
Pitchers used	7, vs. Indiana (2/19)	8, UAB (3/7)
Total Quality Starts	--	1

TEAM FIELDING

	AUBURN	OPPONENT
Errors in a game	2, vs. USC (2/25)	3, USC (2/26)
DP turned in a game	2, vs. Indiana (2/18)	2, Indiana (2/18)

IND. BATTING

	AUBURN	OPPONENT
Hits in a game	4, two times	4, three times
Runs in a game	3, six times	2, 15 times
2B in a game	3, Howell vs. Lipscomb (3/3)	2, four times
3B in a game	1, four times	1, Overn [USC] (2/24)
HR in a game	2, Kirby vs. USC (2/26)	2, Kelly [LIP] (3/3)
RBI in a game	7, Kirby vs. USC (2/26)	4, Mathison [IU] (2/19)
XBH in a game	3, two times	2, six times
SB in a game	1, 10 times	1, seven times
BB in a game	3, four times	2, six times
HBP in a game	1, 18 times	2, Jessee [IU] (2/17)
K in a game	4, Kirby vs. Lipscomb (3/4)	3, five times
Hitting Streak	13, Ware (current)	3, four times
Consec. G w/HR	4, Ware (3/3-7)	2, three times

IND. PITCHING

	AUBURN	OPPONENT
K by a starter	8, Vail vs. UAB (3/7)	6, two times
K by a reliever	7, Isbell vs. Lipscomb (3/4)	7, Van Treek [LIP] (3/4)
BB by a starter	3, two times	4, Bothwell [IU] (2/18)
BB by a reliever	3, two times	5, Langley [FAMU] (3/1)
IP by a starter	5.2, vs. UAB (3/7)	7.0, Tucker [LIP] (3/5)
IP by a reliever	3.2, three times	4.0, Van Treek [LIP] (3/4)

MISCELLANEOUS

	AUBURN
Biggest comeback win	3, vs. USC (2/25)
Biggest blown lead loss	--
Largest margin of victory	12, vs. UNA [7] (2/21)
Largest margin of defeat	9, vs. Indiana (2/19)
Longest game, Time	3:48, vs. USC (2/26)
Longest game, Time (9 inn)	3:48, vs. USC (2/26)
Shortest game, Time (9 inn)	2:13, vs. UAB (3/7)
Longest game, Innings	9, 11 times
Largest crowd, Home	4,097, two times
Largest crowd, Road	1,988, at JSU (3/8)
Largest crowd, Neutral	5,448, vs. UNA [7] (2/21)

STARTS BY ORDER

LEADOFF

Bobby Peirce	7	5-1-1
Kason Howell	4	4-0
Mike Bello	1	1-0
Josh Hall	1	1-0

2ND SPOT

Cole Foster	11	9-1-1
Brody Moss	2	2-0

3RD SPOT

Justin Kirby	10	9-0-1
Ike Irish	3	2-1

CLEANUP

Ike Irish	10	9-0-1
Justin Kirby	3	2-1

5TH SPOT

Bryson Ware	10	9-0-1
Nate LaRue	2	2-0
Cooper McMurray	1	0-1

6TH SPOT

Ryan Dyal	4	4-0
Kason Howell	4	2-1-1
Chris Stanfield	2	2-0
Cole Foster	1	1-0
Cooper McMurray	1	1-0
Bobby Peirce	1	1-0

7TH SPOT

Cooper McMurray	3	3-0-1
Chris Stanfield	3	3-0
Cam Hill	2	2-0
Kason Howell	2	2-0
Bryson Ware	2	1-1
Cole Foster	1	1-0

8TH SPOT

Nate LaRue	7	5-1-1
Cooper McMurray	2	2-0
Cam Hill	1	1-0
Bryson Ware	1	1-0
Brody Wortham	1	1-0
Carter Wright	1	1-0

9TH SPOT

Caden Green	8	6-1-1
Kason Howell	2	2-0
Brody Moss	3	3-0

2023 BULLPEN BY NUMBERS

Total App.....	41
Saves/Opp.....	5/5
IR/IRS.....	44/16
BA Against.....	.254
ERA.....	5.37

SAVES/OPP

Will Cannon.....	3/3
Chase Allsup.....	2/2

INHERITED RUNNERS/SCORED

Chase Allsup.....	2/0
John Armstrong.....	10/0
Will Cannon.....	6/3
Parker Carlson.....	8/5
Konner Copeland.....	1/1
Zach Crotchfelt.....	2/0
Christian Herberholz.....	2/0
Trevor Horne.....	3/1
Chase Isbell.....	6/2
Hayden Murphy.....	4/4

1ST BATTER FACED/RETIRED

Chase Allsup.....	2/2
John Armstrong.....	6/6
Tanner Bauman.....	2/2
Will Cannon.....	5/3
Parker Carlson.....	4/2
Konner Copeland.....	2/1
Zach Crotchfelt.....	2/2
Christian Herberholz.....	2/1
Trevor Horne.....	2/2
Chase Isbell.....	4/1
Cameron Keshock.....	1/0
Hayden Murphy.....	3/2
Drew Nelson.....	1/0
Ryan Olson.....	2/1
Tommy Sheehan.....	1/0
Tommy Vail.....	2/1

RELIEF ERA

Tommy Sheehan.....	0.00
Tommy Vail.....	0.00
Hayden Murphy.....	2.45
Chase Allsup.....	2.84
John Armstrong.....	3.00
Will Cannon.....	3.12
Trevor Horne.....	3.38
Chase Isbell.....	3.38
Tanner Bauman.....	4.26
Ryan Olson.....	6.75
Zach Crotchfelt.....	7.36
Parker Carlson.....	7.71
Konner Copeland.....	13.50
Christian Herberholz.....	16.20
Drew Nelson.....	21.60
Cameron Keshock.....	99.00

2023 Auburn Baseball
Team Game-by-Game for Auburn (as of Mar 09, 2023)
Pitching (All games)

Date	Opponent	ip	h	r	er	bb	so	2b	3b	hr	wp	bk	hbp	dp	ibb	score	w-l	sv	era
Feb 17	INDIANA	9.0	5	4	3	4	12	0	0	1	0	0	3	0	0	8-4	1-0	0	3.00
Feb 18	INDIANA	9.0	4	1	1	3	5	1	0	0	0	0	1	2	0	6-1	2-0	0	2.00
Feb 19	INDIANA	9.0	14	11	11	7	7	4	0	1	1	0	1	0	0	2-11	2-1	0	5.00
Feb 21	vs North Alabama	7.0	5	1	1	0	12	3	0	0	0	0	0	0	0	13-1	3-1	0	4.24
Feb 24	USC	9.0	8	3	3	6	6	2	1	0	0	0	1	1	0	5-3	4-1	1	3.98
Feb 25	USC	9.0	9	6	5	7	8	2	0	1	0	0	0	1	0	12-6	5-1	2	4.15
Feb 26	USC	9.0	15	12	12	4	6	5	0	2	2	0	1	0	0	12-12	5-1	2	5.31
Mar 01	FLORIDA A&M	7.0	7	8	6	5	14	0	0	1	0	0	1	0	0	18-8	6-1	2	5.56
Mar 03	LIPSCOMB	9.0	7	3	3	3	14	2	0	3	0	0	1	1	0	7-3	7-1	3	5.26
Mar 04	LIPSCOMB	9.0	16	11	11	3	11	1	0	4	0	0	0	0	0	12-11	8-1	3	5.86
Mar 05	LIPSCOMB	9.0	6	3	3	4	7	0	0	1	3	0	1	0	0	4-3	9-1	3	5.59
Mar 07	UAB	9.0	3	1	1	3	11	0	0	0	1	0	0	0	0	4-1	10-1	4	5.19
Mar 08	at Jacksonville Stat	9.0	7	3	2	4	13	3	0	0	2	0	0	0	0	6-3	11-1	5	4.94
Totals		113.0	106	67	62	53	126	23	1	14	9	0	10	5	0	109-67	11-1	5	4.94

AUBURN STARTING PITCHER BREAKDOWN

Starter	GS	Quality Starts	Run Support	RS/Start	Auburn Record
Allsup	2	--	1	0.5	2-0
Copeland	2	--	9	4.5	2-0
Herberholz	2	--	11	5.5	2-0
Vail	2	--	16	8.0	2-0
Bauman	1	--	1	1.0	1-0
Crotchfelt	1	--	0	0.0	1-0
Gonzalez	1	--	4	4.0	1-0
Isbell	1	--	0	0.0	0-0-1
Nelson	1	--	0	0.0	0-1

Auburn Overall Rankings			Auburn SEC-Only Rankings		
Category	Rank	No.	Category	Rank	No.
ERA	10th	4.94	ERA	--	--
Opp BA	13th	.245	Opp BA	--	--
Hits Allowed	T-11th	106	Hits Allowed	--	--
Walks	8th	53	Walks	--	--
Strikeouts	13th	126	Strikeouts	--	--

AUBURN PITCHING BREAKDOWN

	W-L	ERA	IP	H	R	ER	BB	K	HR	AVG	HOME	W-L	ERA	IP	H	R	ER	BB	K	HR	AVG
STARTERS	4-1	4.26	44.1	38	22	21	19	48	9	.230	HOME	8-1	5.93	88.0	91	62	58	46	90	14	.265
RELIEVERS	7-0	5.37	68.2	68	45	41	34	78	5	.254	ROAD	1-0	2.00	9.0	7	3	2	4	13	0	.200
TOTALS	11-1	4.94	113.0	106	67	62	53	126	14	.245	NEUT.	1-0	1.29	7.0	5	1	1	0	12	0	.200

HITTING NOTES

2023 MULTI-HIT GAMES

	2	3	4	5+	Total
Ike Irish	5	3	1	-	9
Bryson Ware	3	4	-	-	7
Cole Foster	2	2	1	-	5
Kason Howell	2	1	-	-	3
Justin Kirby	3	-	-	-	3
Bobby Peirce	1	2	-	-	3
Chris Stanfield	3	-	-	-	3
Caden Green	2	-	-	-	2
Cooper McMurray	-	1	-	-	1
Brody Moss	1	-	-	-	1

CAREER AUBURN MULTI-HIT GAMES

	2	3	4	5+	Total
Kason Howell	39	17	1	-	57
Bryson Ware	14	8	-	-	22
Cam Hill	13	4	-	-	17
Cole Foster	9	4	2	-	15
Bobby Peirce	8	5	-	-	13
Ike Irish	5	3	1	-	9
Nate LaRue	8	1	-	-	9
Ryan Dyal	7	-	-	-	7
Josh Hall	5	1	-	-	6
Mike Bello	3	2	-	-	5
Justin Kirby	3	-	-	-	3
Chris Stanfield	3	-	-	-	3
Caden Green	2	-	-	-	2
Cooper McMurray	-	1	-	-	1
Brody Moss	1	-	-	-	1

2023 MULTI-RBI GAMES

	2	3	4	5+	Total
Justin Kirby	2	1	-	1	4
Bryson Ware	1	4	-	-	5
Cole Foster	2	1	-	-	3
Ike Irish	2	1	-	-	3
Bobby Peirce	1	2	-	-	3
Cooper McMurray	-	2	-	-	2
Kason Howell	2	-	-	-	2
Chris Stanfield	2	-	-	-	2
Josh Hall	1	-	-	-	1
Cam Hill	1	-	-	-	1
Brody Moss	1	-	-	-	1

CAREER AUBURN MULTI-RBI GAMES

	2	3	4	5+	Total
Kason Howell	13	7	-	1	21
Bryson Ware	8	4	2	2	16
Cole Foster	7	3	1	1	12
Cam Hill	7	3	1	-	11
Nate LaRue	9	1	-	1	11
Bobby Peirce	7	4	-	-	11
Ryan Dyal	5	3	1	-	9
Josh Hall	3	1	-	-	4
Justin Kirby	2	1	-	1	4
Mike Bello	3	-	-	-	3
Ike Irish	2	1	-	-	3
Cooper McMurray	-	2	-	-	2
Chris Stanfield	2	-	-	-	2
Brody Moss	1	-	-	-	1

CAREER AUBURN STARTS

	Career	Consec.
Kason Howell	201	-
Bryson Ware	73	13
Cole Foster	69	22
Nate LaRue	65	-
Cam Hill	59	-
Ryan Dyal	53	1
Bobby Peirce	49	-
Mike Bello	28	1
Josh Hall	17	-
Ike Irish	13	13
Justin Kirby	13	13
Caden Green	8	1
Cooper McMurray	7	-
Brody Moss	5	-
Chris Stanfield	5	5
Brody Wortham	1	-
Carter Wright	1	1

TEAM NOTES

Auburn Overall SEC Rankings			Auburn SEC-Only Rankings		
Category	Rank	No.	Category	Rank	No.
Avg.	5th	.321	Avg.	--	--
Hits	T-6th	141	Hits	--	--
2B	T-4th	30	2B	--	--
HR	11th	17	HR	--	--
BB	10th	68	BB	--	--

2023 AUBURN HOME RUNS

No.	Player (#)	Opponent (Date)	On	Outs	Inn.	Pitcher
1	Justin Kirby (1)	Indiana (2/17)	1	0	4	Levy (R)
2	Justin Kirby (2)	Indiana (2/19)	0	0	8	Kraft (L)
3	Bobby Peirce (1)	North Alabama (2/21)	0	1	5	Malecha (R)
4	Bryson Ware (1)	North Alabama (2/21)	1	0	6	Malecha (R)
5	Justin Kirby (3)	USC (2/24)	0	2	7	Blum (R)
6	Bryson Ware (2)	USC (2/25)	1	2	8	Wisch (R)
7	Cooper McMurray (1)	USC (2/25)	1	2	8	Wisch (R)
8	Bryson Ware (3)	USC (2/26)	0	2	1	Hammond (R)
9	Justin Kirby (4)	USC (2/26)	2	2	2	Hammond (R)
10	Justin Kirby (5)	USC (2/26)	3	0	5	Sodersten (R)
11	Justin Kirby (6)	Florida A&M (3/1)	2	0	1	Tease (R)
12	Cooper McMurray (2)	Florida A&M (3/1)	2	0	1	Tease (R)
13	Cole Foster (1)	Florida A&M (3/1)	2	0	1	Langely (R)
14	Bryson Ware (4)	Lipscomb (3/3)	0	0	4	Dunkleberger (L)
15	Bryson Ware (5)	Lipscomb (3/4)	1	0	8	Kantola (R)
16	Bryson Ware (6)	Lipscomb (3/5)	2	2	8	Thompson (L)
17	Bryson Ware (7)	UAB (3/7)	1	1	4	Haines (R)

AUBURN HITTING STREAKS

	Current	'23	Career
Mike Bello	-	1	6
Ryan Dyal	-	2	4
Cole Foster	9	9	9
Caden Green	1	2	2
Josh Hall	1	1	4
Cam Hill	2	2	8
Kason Howell	-	4	9
Ike Irish	1	10	10
Justin Kirby	1	5	5
Nate LaRue	-	2	4
C. McMurray	-	1	1
Gavin Miller	1	1	1
Brody Moss	-	1	2
Bobby Peirce	-	4	11
Chris Stanfield	1	5	5
Bryson Ware	14	13	14
Brody Wortham	-	1	1

AUBURN REACHED BASE STREAKS

	Current	'23	Career
Mike Bello	1	2	8
Ryan Dyal	-	2	15
Cole Foster	13	13	13
Caden Green	4	4	4
Josh Hall	1	1	5
Cam Hill	2	2	8
Kason Howell	1	8	23
Ike Irish	1	11	11
Justin Kirby	1	5	5
Nate LaRue	-	2	7
C. McMurray	5	5	5
Gavin Miller	2	2	2
Brody Moss	3	3	3
Bobby Peirce	-	4	20
Chris Stanfield	1	5	5
Bryson Ware	14	13	14
Brody Wortham	-	2	2
Carter Wright	-	1	1

BUNT HITS

Player	No.
Jason Hall.....	1
Kason Howell.....	1
Ike Irish.....	1
Bryson Ware.....	1
TOTAL	4

SAC BUNTS

Player	No.
Bryson Ware.....	2
Cole Foster.....	1
Caden Green.....	1
TOTAL	4

SAC FLIES

Player	No.
Kason Howell.....	1
Nate LaRue.....	1
Brody Moss.....	1
Bobby Peirce.....	1
Bryson Ware.....	1
TOTAL	5

OUTFIELD ASSISTS

Player	No.
Josh Hall.....	1
Justin Kirby.....	1
TOTAL	2

PINCH HITS

Player	No.
Mike Bello.....	1
Cam Hill.....	1
Gavin Miller.....	1
Chris Stanfield.....	1
TOTAL	4

AUBURN CAREER HOME RUN BREAKDOWN

	1R	2R	3R	GS	Career	Home	Road	Last
Bello	1	--	--	--	1	--	1	3/26/22
Dyal	3	3	--	1	7	6	1	3/17/22
Foster	4	2	3	1	10	7	3	3/1/23
Hill	2	3	--	1	6	6	--	6/4/22
Howell	4	3	2	--	9	3	6	3/18/22
Kirby	2	1	2	1	6	6	--	3/1/23
LaRue	5	3	--	--	8	6	2	6/3/22
McMurray	--	1	1	--	2	2	--	3/1/23
Peirce	8	2	1	--	11	5	6	2/21/23
Ware	4	8	1	1	14	11	3	3/7/23

AUBURN 2023 GAME-BY-GAME STARTING LINEUPS

DATE	OPP	1	2	3	4	5	6	7	8	9	SP
2/17	Indiana	Peirce	Foster	Irish	Kirby	LaRue	McMurray	Howell	Ware	Green	Allsup
2/18	Indiana	Peirce	Foster	Irish	Kirby	LaRue	Howell	Ware	Wortham	Green	Gonzalez
2/19	Indiana	Peirce	Foster	Irish	Kirby	McMurray	Howell	Ware	LaRue	Green	Nelson
2/21	vs. North Alabama	Peirce	Moss	Kirby	Irish	Ware	Dyal	Foster	Hill	Howell	Copeland
2/24	USC	Peirce	Moss	Kirby	Irish	Ware	Foster	Hill	LaRue	Howell	Allsup
2/25	USC	Peirce	Foster	Kirby	Irish	Ware	Howell	McMurray	LaRue	Moss	Herberholz
2/26	USC	Peirce	Foster	Kirby	Irish	Ware	Howell	McMurray	LaRue	Green	Isbell
3/1	Florida A&M	Hall	Foster	Kirby	Irish	Ware	Dyal	Howell	McMurray	Moss	Vail
3/3	Lipscomb	Howell	Foster	Kirby	Irish	Ware	Stanfield	McMurray	LaRue	Green	Bauman
3/4	Lipscomb	Howell	Foster	Kirby	Irish	Ware	Dyal	Stanfield	McMurray	Green	Herberholz
3/5	Lipscomb	Howell	Foster	Kirby	Irish	Ware	Stanfield	Hill	LaRue	Green	Crotchfelt
3/7	UAB	Howell	Foster	Kirby	Irish	Ware	Peirce	Stanfield	LaRue	Moss	Vail
3/8	at Jacksonville State	Bello	Foster	Kirby	Irish	Ware	Dyal	Stanfield	Wright	Green	Copeland
3/10	Southeastern										
3/11	Southeastern										
3/12	Southeastern										
3/14	Georgia Tech										
3/17	at Arkansas*										
3/18	at Arkansas*										
3/19	at Arkansas*										
3/21	vs. South Alabama										
3/23	Georgia*										
3/24	Georgia*										
3/25	Georgia*										
3/28	North Alabama										
3/31	at Florida*										
4/1	at Florida*										
4/2	at Florida*										
4/4	at UAB										
4/6	Texas A&M*										
4/7	Texas A&M*										
4/8	Texas A&M*										
4/11	at Georgia Tech										
4/14	at Alabama*										
4/15	at Alabama*										
4/16	at Alabama*										
4/18	Samford										
4/21	Mississippi State*										
4/22	Mississippi State*										
4/23	Mississippi State*										
4/25	Troy										
4/28	at South Carolina*										
4/29	at South Carolina*										
4/30	at South Carolina*										
5/5	LSU*										
5/6	LSU*										
5/7	LSU*										
5/9	vs. Samford										
5/11	at Ole Miss*										
5/12	at Ole Miss*										
5/13	at Ole Miss*										
5/16	Jacksonville State										
5/18	Missouri*										
5/19	Missouri*										
5/20	Missouri*										

* - SEC Game

AUBURN 2023 GAME-BY-GAME STARTERS

DATE	OPP	SP	C	1B	2B	3B	SS	LF	CF	RF	DH
2/17	Indiana	Allsup	LaRue	McMurray	Green	Ware	Foster	Peirce	Howell	Kirby	Irish
2/18	Indiana	Gonzalez	LaRue	Wortham	Green	Ware	Foster	Peirce	Howell	Kirby	Irish
2/19	Indiana	Nelson	LaRue	McMurray	Green	Ware	Foster	Peirce	Howell	Kirby	Irish
2/21	vs. North Alabama	Copeland	Dyal	Hill	Moss	Ware	Foster	Peirce	Howell	Kirby	Irish
2/24	USC	Allsup	LaRue	Hill	Moss	Ware	Foster	Peirce	Howell	Kirby	Irish
2/25	USC	Herberholz	LaRue	McMurray	Moss	Ware	Foster	Peirce	Howell	Kirby	Irish
2/26	USC	Isbell	LaRue	McMurray	Green	Ware	Foster	Peirce	Howell	Kirby	Irish
3/1	Florida A&M	Vail	Dyal	McMurray	Moss	Ware	Foster	Hall	Howell	Kirby	Irish
3/3	Lipscomb	Bauman	LaRue	McMurray	Green	Ware	Foster	Stanfield	Howell	Kirby	Irish
3/4	Lipscomb	Herberholz	Dyal	McMurray	Green	Ware	Foster	Stanfield	Howell	Kirby	Irish
3/5	Lipscomb	Crotchfelt	LaRue	Hill	Green	Ware	Foster	Stanfield	Howell	Kirby	Irish
3/7	UAB	Vail	LaRue	Irish	Moss	Ware	Foster	Stanfield	Howell	Kirby	Peirce
3/8	at Jacksonville State	Copeland	Wright	Irish	Green	Ware	Foster	Bello	Stanfield	Kirby	Dyal
3/10	Southeastern										
3/11	Southeastern										
3/12	Southeastern										
3/14	Georgia Tech										
3/17	at Arkansas*										
3/18	at Arkansas*										
3/19	at Arkansas*										
3/21	vs. South Alabama										
3/23	Georgia*										
3/24	Georgia*										
3/25	Georgia*										
3/28	North Alabama										
3/31	at Florida*										
4/1	at Florida*										
4/2	at Florida*										
4/4	at UAB										
4/6	Texas A&M*										
4/7	Texas A&M*										
4/8	Texas A&M*										
4/11	at Georgia Tech										
4/14	at Alabama*										
4/15	at Alabama*										
4/16	at Alabama*										
4/18	Samford										
4/21	Mississippi State*										
4/22	Mississippi State*										
4/23	Mississippi State*										
4/25	Troy										
4/28	at South Carolina*										
4/29	at South Carolina*										
4/30	at South Carolina*										
5/5	LSU*										
5/6	LSU*										
5/7	LSU*										
5/9	vs. Samford										
5/11	at Ole Miss*										
5/12	at Ole Miss*										
5/13	at Ole Miss*										
5/16	Jacksonville State										
5/18	Missouri*										
5/19	Missouri*										
5/20	Missouri*										

* - SEC Game

2023 OVERALL STATS



**2023 Auburn Baseball
Overall Statistics for Auburn (as of Mar 08, 2023)
(All games Sorted by Batting avg)**



Record: 11-1-1 Home: 9-1-1 Away: 1-0 Neutral: 1-0 SEC: 0-0

Player	avg	gp-gs	ab	r	h	2b	3b	hr	rbi	tb	slg%	bb	hp	so	gdp	ob%	sf	sh	sb-att	po	a	e	fld%	
8 Ware, Bryson	.511	13-13	47	14	24	6	1	7	19	53	1.128	5	2	7	2	.564	1	2	1-1	5	21	2	.929	
18 Irish, Ike	.481	13-13	52	16	25	7	1	0	11	34	.654	8	0	5	2	.550	0	0	1-1	15	0	0	1.000	
7 Foster, Cole	.404	13-13	47	14	19	3	0	1	13	25	.532	12	1	7	0	.533	0	1	1-3	10	35	1	.978	
27 Peirce, Bobby	.344	9-8	32	6	11	1	0	1	9	15	.469	0	0	3	0	.333	1	0	0-0	17	0	1	.944	
1 Green, Caden	.259	10-8	27	7	7	1	0	0	1	8	.296	4	1	4	0	.375	0	1	1-1	9	22	1	.969	
5 Howell, Kason	.255	12-12	47	6	12	6	0	0	5	18	.383	1	3	8	0	.308	1	0	0-0	29	0	0	1.000	
26 McMurray, Cooper	.250	7-7	20	8	5	0	0	2	6	11	.550	6	2	9	0	.464	0	0	0-0	49	1	1	.980	
14 Kirby, Justin	.240	13-13	50	14	12	4	1	6	17	36	.720	9	2	17	0	.377	0	0	0-0	15	1	0	1.000	
24 LaRue, Nate	.094	11-9	32	2	3	0	0	0	3	3	.094	5	0	12	0	.211	1	0	3-3	90	6	1	.990	

11 Miller, Gavin	.500	2-0	2	0	1	0	0	0	0	1	.500	0	1	1	0	.667	0	0	0-0	0	1	1	.500	
3 Stanfield, Chris	.429	9-5	21	4	9	2	1	0	6	13	.619	1	2	5	0	.500	0	0	2-2	10	0	0	1.000	
6 Dyal, Ryan	.300	5-4	10	3	3	0	0	0	3	3	.300	2	1	1	0	.462	0	0	0-0	21	3	0	1.000	
16 Hill, Cam	.300	6-3	10	1	3	0	0	0	2	3	.300	4	0	2	1	.500	0	0	0-0	19	0	0	1.000	
9 Moss, Brody	.231	5-5	13	4	3	0	0	0	4	3	.231	5	1	2	0	.450	1	0	0-0	4	9	0	1.000	
2 Hall, Josh	.200	11-1	5	4	1	0	0	0	2	1	.200	2	0	2	0	.429	0	0	1-1	2	1	0	1.000	
31 Bello, Mike	.182	7-1	11	4	2	0	0	0	1	2	.182	2	0	2	0	.308	0	0	0-0	7	0	0	1.000	
10 Wortham, Brody	.143	6-1	7	2	1	0	0	0	1	1	.143	2	1	1	0	.400	0	0	0-0	23	1	0	1.000	
4 Wright, Carter	.000	4-1	6	0	0	0	0	0	0	0	.000	0	1	2	1	.143	0	0	0-0	13	4	0	1.000	
Totals	.321	13	439	109	141	30	4	17	103	230	.524	68	18	90	6	.428	5	4	10-12	339	116	8	.983	
Opponents	.245	13	433	67	106	23	1	14	63	173	.400	53	10	126	3	.337	5	4	8-8	312	116	12	.973	

LOB - Team (113), Opp (99). DPs turned - Team (5), Opp (7). IBB - Team (2), Ware, B. 1, Foster, C. 1.

(All games Sorted by Earned run avg)

Player	era	w-l	app	gs	cg	sho	sv	ip	h	r	er	bb	so	2b	3b	hr	b/avg	wp	hp	bks	sfa	sha		
21 Vail, Tommy	0.00	2-0	4	2	0	0/0	0	13.1	1	0	0	6	17	0	0	0	.024	0	0	0	0	0		
41 Armstrong, John	3.00	4-0	6	0	0	0/0	0	12.0	4	4	4	4	12	1	0	1	.098	1	0	0	0	0		
25 Bauman, Tanner	3.60	1-0	3	1	0	0/0	0	10.0	6	5	4	5	11	2	1	1	.171	0	2	0	1	1		
46 Allsup, Chase	3.75	0-0	4	2	0	0/0	2	12.0	12	5	5	7	14	2	0	2	.273	1	2	0	1	1		
54 Copeland, Konner	3.97	1-0	4	2	0	0/0	0	11.1	12	5	5	1	13	4	0	1	.273	0	0	0	1	0		
77 Crotchfelt, Zach	6.35	0-0	3	1	0	0/0	0	11.1	10	8	8	6	11	1	0	1	.227	2	0	0	0	0		

45 Gonzalez, Joseph	0.00	1-0	1	1	0	0/0	0	5.0	2	0	0	0	1	1	0	0	.125	0	0	0	0	0		
20 Sheehan, Tommy	0.00	0-0	1	0	0	0/0	0	0.1	0	0	0	2	1	0	0	0	.000	0	1	0	0	0		
22 Murphy, Hayden	2.45	0-0	3	0	0	0/0	0	3.2	5	1	1	1	0	1	0	0	.357	0	1	0	0	1		
33 Cannon, Will	3.12	1-0	5	0	0	0/0	3	8.2	10	3	3	5	10	3	0	0	.294	1	1	0	1	1		
17 Horne, Trevor	3.38	0-0	2	0	0	0/0	0	2.2	2	1	1	0	3	0	0	1	.200	1	0	0	0	0		
44 Olson, Ryan	6.75	0-0	2	0	0	0/0	0	1.1	3	1	1	2	2	0	0	0	.500	0	0	0	0	0		
23 Carlson, Parker	7.71	0-0	4	0	0	0/0	0	2.1	5	4	2	3	6	1	0	0	.357	1	1	0	0	0		
43 Isbell, Chase	7.88	1-0	5	1	0	0/0	0	8.0	11	7	7	4	15	0	0	3	.314	0	0	0	0	0		
29 Herberholz, Christia	9.35	0-0	4	2	0	0/0	0	8.2	15	11	9	3	9	5	0	3	.385	1	0	0	1	0		
12 Nelson, Drew	30.86	0-1	2	1	0	0/0	0	2.1	6	8	8	3	1	2	0	1	.462	1	1	0	0	0		
47 Keshock, Cameron	99.00	0-0	1	0	0	0/0	0	0.0	2	4	4	1	0	0	0	0	1.000	0	1	0	0	0		
Totals	4.94	11-1	13	13	0	0/0	5	113.0	106	67	62	53	126	23	1	14	.245	9	10	0	5	4		
Opponents	8.57	1-11	13	13	0	0/0	0	104.0	141	109	99	68	90	30	4	17	.321	15	18	2	5	4		

PB - Team (1), Wright, C. 1, Opp (1). Pickoffs - Team (1), LaRue, N. 1. SBA/ATT - LaRue, N. (6-6), Olson, R. (2-2), Wright, C. (2-2), Crotchfelt, Z (1-1), Allsup, C. (1-1), Isbell, C. (1-1), Cannon, W. (1-1), Carlson, P. (1-1), Vail, T. (1-1).

2023 GAME SUMMARY



**2023 Auburn Baseball
Games Summary for Auburn (as of Mar 09, 2023)
(All games)**



Score by innings	1	2	3	4	5	6	7	8	9	Total
Auburn	22	11	12	17	12	13	9	10	3	109
Opponents	10	3	11	12	3	12	6	6	4	67

Record when ...

Overall	11-1-1	After 6 leading	8-0-1
Conference	0-0 trailing	3-1
Non-Conference	11-1-1 tied	0-0
Home games	9-1-1	After 7 leading	7-0
Away games	1-0 trailing	2-1
Neutral site	1-0 tied	0-0-1
Day games	5-1-1	After 8 leading	8-0
Night games	6-0 trailing	0-1
vs Left starter	3-0 tied	1-0-1
vs Right starter	8-1-1		
1-Run games	2-0	Hit 0 home runs	2-0
2-Run games	1-0	... 1 home run	6-1
5+Run games	4-1	... 2+ home runs	3-0-1
Extra innings	0-0		
Shutouts	0-0	Opponent 0 home runs	5-0
	 1 home run	4-1
	 2+ HRs	2-0-1
Scoring 0-2 runs	0-1		
..... 3-5 runs	3-0		
..... 6-9 runs	4-0	Made 0 errors	5-1
..... 10+ runs	4-0-1 1 error	5-0-1
	 2+ errors	1-0
Opponent 0-2 runs	3-0		
..... 3-5 runs	5-0	Opp. made 0 errors	6-1
..... 6-9 runs	2-0 1 error	1-0
..... 10+ runs	1-1-1 2+ errors	4-0-1
Scored in 1st inning	4-0-1	Out-hit opponent	10-0
Opp. scored in 1st	2-1-1	Out-hit by opponent	0-1
Scores first	6-0	Hits are tied	1-0-1
Opp. scores first	5-1-1		

Record when team scores:

Runs	0	1	2	3	4	5	6	7	8	9	10+
W-L	0-0	0-0	0-1	0-0	2-0	1-0	2-0	1-0	1-0	0-0	4-0

Record when opponent scores:

Runs	0	1	2	3	4	5	6	7	8	9	10+
W-L	0-0	3-0	0-0	4-0	1-0	0-0	1-0	0-0	1-0	0-0	1-1

Record when leading after:

Inn.	1	2	3	4	5	6	7	8
W-L	4-0	4-0	5-0	7-0	7-0	8-0	7-0	8-0

Record when trailing after:

Inn.	1	2	3	4	5	6	7	8
W-L	2-1	2-1	2-1	2-1	2-1	3-1	2-1	0-1


Record when tied after:

Inn.	1	2	3	4	5	6	7	8
W-L	5-0	5-0	4-0	2-0	2-0	0-0	0-0	1-0


Current winning streak: 9
 Longest winning streak: 9
 Longest losing streak: 1

Home attendance : 36601 (11 dates avg = 3327)
 Away attendance : 7436 (2 dates avg = 3718)
 Total attendance: 44037 (13 dates avg = 3387)

TV/RADIO ROSTER



1 CADEN GREEN



2 JOSH HALL




3 CHRIS STANFIELD



4 CARTER WRIGHT



5 KASON HOWELL



6 RYAN DYAL



7 COLE FOSTER



8 BRYSON WARE



9 BRODY MOSS



10 BRODY WORTHAM




11 GAVIN MILLER



12 DREW NELSON




14 JUSTIN KIRBY



16 CAM HILL



17 TREVOR HORNE



18 IKE IRISH



20 TOMMY SHEEHAN



21 TOMMY VAIL



22 HAYDEN MURPHY



23 PARKER CARLSON



24 NATE LARUE



25 TANNER BAUMAN




26 COOPER MCMURRAY



27 BOBBY PEIRCE




28 ELLIOT BRAY



29 CHRISTIAN HERBERHOLZ



31 MIKE BELLO



33 WILL CANNON



37 MASON LAND



41 JOHN ARMSTRONG



43 CHASE ISBELL




44 RYAN OLSON



45 JOSEPH GONZALEZ



46 CHASE ALLSUP




47 CAMERON KESHOCK



51 TY MAULDIN



54 KONNER COPELAND



77 ZACH CROTCHFELT



30 BUTCH THOMPSON



36 KARL NONEMAKER



39 GABE GROSS



40 DARON SCHOENROCK