



# 2023 AUBURN BASEBALL

AUBURN ATHLETICS COMMUNICATIONS: 392 SOUTH DONAHUE DRIVE || AUBURN, AL 36849 || AUBURNTIGERS.COM || @AUBURN\_BASEBALL

## 2023 SCHEDULE

Day	Date	Opponent	Time/Result
FRI	FEB. 17	INDIANA	W, 8-4
SAT	FEB. 18	INDIANA	W, 6-1
SUN	FEB. 19	INDIANA	L, 2-11
Tue	Feb. 21	vs. North Alabama	W, 13-1 (7)
FRI	FEB. 24	USC	W, 5-3
SAT	FEB. 25	USC	W, 12-6
SUN	FEB. 26	USC	T, 12-12
WED	MAR. 1	FLORIDA A&M	W, 18-8 (7)
FRI	MAR. 3	LIPSCOMB	W, 7-3
SAT	MAR. 4	LIPSCOMB	W, 12-11
SUN	MAR. 5	LIPSCOMB	W, 4-3
TUE	MAR. 7	UAB	W, 4-1
Wed	Mar. 8	at Jacksonville State	W, 6-3
FRI	MAR. 10	SOUTHEASTERN	W, 7-1
SAT	MAR. 11	SOUTHEASTERN	L, 3-8
SUN	MAR. 11	SOUTHEASTERN	L, 7-8
TUE	MAR. 14	GEORGIA TECH	W, 12-11 (12)
Fri	Mar. 17	at #3 Arkansas*	L, 2-7
Sat	Mar. 18	at #3 Arkansas*	L, 3-9
Sun	Mar. 19	at #3 Arkansas*	L, 0-5
Tue	Mar. 21	vs. South Alabama	6 pm
THU	MAR. 23	GEORGIA*	6 PM
FRI	MAR. 24	GEORGIA*	6 PM
SAT	MAR. 25	GEORGIA*	2 PM
TUE	MAR. 28	NORTH ALABAMA	6 PM
Fri	Mar. 31	at Florida*	5:30 pm
Sat	Apr. 1	at Florida*	5:30 pm
Sun	Apr. 2	at Florida*	12 pm
Tue	Apr. 4	at UAB	6 pm
THU	APR. 6	TEXAS A&M*	7 PM
FRI	APR. 7	TEXAS A&M*	6 PM
SAT	APR. 8	TEXAS A&M*	3:30 PM
Tue	Apr. 11	at Georgia Tech	5 pm
Fri	Apr. 14	at Alabama*	6 p.m.
Sat	Apr. 15	at Alabama*	6 p.m.
Sun	Apr. 16	at Alabama*	1 p.m.
TUE	APR. 18	SAMFORD	6 PM
FRI	APR. 21	MISSISSIPPI STATE*	6 PM
SAT	APR. 22	MISSISSIPPI STATE*	2 PM
SUN	APR. 23	MISSISSIPPI STATE*	1 PM
TUE	APR. 25	TROY	6 pm
Fri	Apr. 28	at South Carolina*	6 pm
Sat	Apr. 29	at South Carolina*	3 pm
Sun	Apr. 30	at South Carolina*	11 am
FRI	MAY 5	LSU*	6 PM
SAT	MAY 6	LSU*	8 PM
SUN	MAY 7	LSU*	1 PM
Tue	May 9	at Samford	6 pm
Thu	May 11	at Ole Miss*	7 pm
Fri	May 12	at Ole Miss*	6:30 pm
Sat	May 13	at Ole Miss*	2 pm
TUE	MAY 16	JACKSONVILLE STATE	6 PM
THU	MAY 18	MISSOURI*	6 PM
FRI	MAY 19	MISSOURI*	6 PM
SAT	MAY 20	MISSOURI*	2 PM

POSTSEASON		
May 23-28	SEC Tournament	TBA
June 2-5	NCAA Regionals	TBA
June 9-12	NCAA Super Regionals	TBA
June 16-26	College World Series	TBA

Home games in **BOLD CAPS**

All home games at Plainsman Park | All times central

\* SEC game

## GAME 21

MONTGOMERY, ALA. (Riverwalk Stadium)



### AUBURN TIGERS (13-6-1, 0-3 SEC)

Head Coach: Butch Thompson (Birmingham-Southern, 1992)

Career Record: 274-191-1 (9th season) | Record at Auburn: 235-170-1 (8th season)

VS.



### SOUTH ALABAMA JAGUARS (8-12, 0-3 SBC)

Head Coach: Mark Calvi (Nova Southeastern, 1991)

Career Record: 344-259 (12th season) | Record at USA: 344-259 (12th season)

#### » QUICK HITTERS

- Auburn is 5-0 in midweek games this season, outscoring the opponent 53-24.
- The team has won 12 straight regular season midweek games dating back to Mar. 29, 2022.
- The Tigers haven't lost a road or neutral site midweek game since May 12, 2021 (8-0).
- Auburn is 11-0 whenouthitting the opponent, 13-1-1 when scoring four or more runs and 9-0-1 when recording 10 or more hits this year.
- Drew Nelson is set to make his second start of the season Tuesday. He has posted a 2.08 ERA with eight strikeouts in his last two relief appearances and 4.1 innings pitched.
- Kason Howell is the NCAA active leader with 58 career doubles and is sixth in the country with 10 doubles this season. His 58 career doubles are sixth in program history.
- Bryson Ware has reached base in a career best 21 straight games dating back to last season.
- Auburn is 28-50 all-time against South Alabama but has won four straight matchups against the Jaguars dating back to 2018, tied for the longest win streak the Tigers have had in the series.
- The Tigers are 4-2 against South Alabama under head coach Butch Thompson.
- The team is 4-1 in games played at Riverwalk Stadium under Thompson.

#### PITCHING MATCHUP

AUBURN

SOUTH ALABAMA

TUE | FR LHP Drew Nelson

(0-1, 12.15)

vs. R-JR RHP Sam Knowlton

(1-0, 1.80)

#### GAME INFO

**Date:** Tuesday, Mar. 21, 2023  
**Game Time:** 6 p.m. CT  
**Site:** Montgomery, Ala. / Riverwalk Stadium (7,000)  
**TV:** None  
**Radio:** 93.9 FM | AuburnTigers.com  
**Talent:** Andy Burcham, Brad Law  
**Live Stats:** StatBroadcast.com  
**Twitter Updates:** @AuburnBaseball  
**Postgame Recap:** AuburnTigers.com  
**Series History:** Auburn trails, 28-50  
**Auburn:** Auburn trails, 14-20  
**Mobile:** Auburn trails, 10-26  
**Neutral:** Auburn leads, 2-1  
**Last Meeting:** Auburn 13, S. Alabama 12 (3/22/22)  
**Streak:** W4

#### AUBURN

13-6-1, 0-3 SEC

##### Team Leaders

Batting Average: SR IF **Bryson Ware** (.431)  
Runs: SR IF **Bryson Ware** (21)  
2B: FR IF/DH **Ike Irish** (12)  
HR: SR IF **Bryson Ware** (9)  
RBI: SR IF **Bryson Ware** (23)  
Stolen Bases: GR OF **Justin Kirby** (4-4)

#### SOUTH ALABAMA

8-12, 0-3 SBC

##### Team Leaders

Batting Average: SO OF **Will Turner** (.385)  
Runs: R-JR IF **Erick Orbeta** (17)  
2B: SO OF **Will Turner** (8)  
HR: JR OF **Colson Lawrence** (4)  
RBI: SO OF **Will Turner** (21)  
Stolen Bases: SO UTL **Joseph Sullivan** (5-5)

#### POTENTIAL STARTING LINEUP

Pos.	#	Player	AVG	AB	R	H	2B	3B	HR	RBI	SB-SBA	BB
C	24	Nate LaRue	.089	45	3	4	0	0	0	3	3-3	6
1B	18	Ike Irish	.415	82	17	34	12	1	0	17	1-1	10
2B	8	Bryson Ware	.431	72	21	31	7	1	9	23	1-1	10
3B	11	Gavin Miller	.286	14	3	4	1	0	0	2	0-0	4
SS	7	Cole Foster	.393	61	16	24	3	0	2	17	1-3	15
LF	3	Chris Stanfield	.348	46	7	16	3	2	1	11	2-2	4
CF	5	Kason Howell	.273	77	15	21	10	0	2	8	0-0	6
RF	2	Josh Hall	.286	14	4	4	0	0	0	4	1-1	3
DH	14	Justin Kirby	.257	74	19	19	5	1	7	20	4-4	18



## AUBURN'S RECORD WHEN...

	2023	Under Thompson
Overall	13-6-1	235-170-1
SEC	0-3	79-103
Non-Conference	13-3-1	135-50-1
Postseason	0-0	21-17
Home	11-3-1	157-75-1
Away	1-3	53-72
Neutral	1-0	21-20
Current streak	L3	L3
Last 5 games	1-4	1-4
Last 10 games	5-5	5-5

### Situational:

AU scores first	7-2	153-56
Opp. scores first	6-4-1	82-114-1
AU scores 4+ runs	13-1-1	214-74-1
AU scores 3 runs or less	0-5	21-96
AU leads after 7 innings	10-1	190-17
8 innings	9-0	211-14
AU trails after 7 innings	2-5	18-125
8 innings	0-6	7-135
Game tied after 7 innings	1-0-1	22-24-1
8 innings	2-0-1	8-15-1
Extra Innings	1-0	12-18
1-run games	3-1	49-45
2-run games	1-0	3-17
3-run games	2-0	26-23
Games decided by 5+ runs	5-5	105-54
vs. LH Starter	3-1	69-52
vs. RH Starter	10-5-1	167-117-1
More hits than opponent	11-0	174-29
Fewer hits than opponent	1-6	38-130
Hits are tied	1-0-1	21-12-1
AU has 10+ hits	9-0-1	145-62-1
Opp. has 10+ hits	2-3-1	55-104-1
Hit a home run	11-5-1	155-75-1
Opp. hits a home run	6-5-1	105-112-1
AU quality start	0-0	68-22
Opp. quality start	1-4	27-63
AU commits no errors	7-2	107-43
Opp. commits no error	6-4	68-86

### By Day:

Sunday	1-2-1	36-32-1
Monday	0-0	3-2
Tuesday	3-0	48-18
Wednesday	2-0	20-7
Thursday	0-0	8-16
Friday	4-1	56-39
Saturday	3-3	60-53
Day Games (first pitch before 6 p.m.)	5-6-1	127-92-1
Night Games (first pitch after 6 p.m.)	8-0	108-78
Doubleheaders	0-2	26-18

### By Month:

February	5-1-1	50-15-1
March	8-5	82-46
April	0-0	51-49
May	0-0	34-47
June	0-0	16-10

### By Jersey:

White	2-0	59-33
Blue	6-1	49-34
Orange	0-0	49-35
Gray	1-2	29-40
Pinstripes	1-2-1	36-25-1
Cream Throwback	3-1	11-3

## UNIVERSITY INFORMATION

Location	Auburn, Ala.
Enrollment	31,526
Founded	October 1, 1856
Nickname	Tigers
Colors	Burnt Orange and Navy Blue
President	Dr. Christopher B. Roberts
Athletics Director	John Cohen
Conference	Southeastern (SEC West)
Stadium / Capacity	Samford Stadium-Hitchcock Field at Plainsman Park / 4,096
Ticket Office Phone	855-282-2010

## BASEBALL COACHING / SUPPORT STAFF

Head Coach	Butch Thompson (Birmingham-Southern, 1992)
Record at Auburn / Seasons	235-170-1 (.580) / 8th
Career Coaching Record / Seasons	274-191-1 (.589) / 9th
Assistant Coach	Karl Nonemaker (Vanderbilt, 2002)
Assistant Coach	Gabe Gross (Auburn, 2012)
Pitching Coach	Daron Schoenrock (Tennessee Tech, 1984)
Director of Player Development	Aaron Everett (UT Martin, 2012)
Director of Operations	Greg Drye (Southern Miss, 1998)
Athletic Trainer	Anthony Sandersen (South Dakota State, 2004)
Strength & Conditioning	Chris Joyner (Minnesota State - Mankato, 2001)

## PROGRAM HISTORY

Modern Era Program Record (since 1949)	2,043-1,403-5 (.593)
College World Series Appearances / Last	6 / 2022
College World Series Record	4-12 (.250)
NCAA Regional Appearances / Last	23 / 2022
NCAA Regional Record	54-45 (.545)
NCAA Super Regional Appearances / Last	4 / 2022
NCAA Super Regional Record	5-6 (.455)
Last Postseason Opponent	Arkansas / 2022 College World Series
Result	Lost, 11-1

## POSTSEASON HISTORY

College World Series Appearances: 6 (1967, 1976, 1994, 1997, 2019, 2022)

Super Regional Appearances: 4 (1999, 2018, 2019, 2022)

NCAA Regional Appearances: 23 (1963, 1967, 1976, 1978, 1987, 1989, 1993-95, 1997-2003, 2005, 2010, 2015, 2017, 2018, 2019, 2022)

NCAA Regional Titles: 8 (1967, 1976, 1994, 1997, 1999, 2018, 2019, 2022)

## MEDIA RELATIONS

Baseball Contact: George Nunnelley, Asst. Director - Athletics Comm.

Cell: 502-609-9982

Email: gnnunnelley@auburn.edu

Twitter: @gnunnelley

Associate AD: Kirk Sampson

## 2023 AUBURN BASEBALL ROSTER

No.	Name	Pos.	Cl.	B/T	Ht.	Wt.	Exp.	Hometown (Previous School)
1	Caden Green	IF	Jr.	R/R	5-11	164	JC	Tulsa, Okla. (Seminole State)
2	Josh Hall	OF	Gr.	L/R	5-9	174	2L	Homewood, Ala. (Ole Miss)
3	Chris Stanfield	OF	Fr.	R/R	6-1	189	FR	Tallahassee, Fla. (Chiles)
4	Carter Wright	C	Jr.	R/R	6-0	195	JC	Blairsville, Ga. (Iowa Western)
5	Kason Howell	OF	5th	R/R	6-0	178	4L	Argyle, Texas (Liberty Christian)
6	Ryan Dyal	C	R-Jr.	L/R	5-10	197	2L	Senoia, Ga. (East Coweta)
7	Cole Foster	IF	Jr.	S/R	6-1	193	2L	Plano, Texas (Plano Senior)
8	Bryson Ware	IF/OF	Sr.	R/R	6-2	193	2L	Madison, Miss. (Pearl River)
9	Brody Moss	IF	So.	L/R	5-11	183	1L	Helena, Ala. (Helena)
10	Brody Wortham	IF	Gr.	R/R	6-1	187	TR	Wedowee, Ala. (West Georgia)
11	Gavin Miller	IF	Fr.	R/R	5-11	192	HS	Oakdale, Pa. (West Allegheny)
12	Drew Nelson	LHP/OF	Fr.	L/L	5-11	198	HS	Troy, Ala. (Pike Liberal Arts)
14	Justin Kirby	OF	Gr.	R/R	5-11	203	TR	Alpharetta, Ga. (Kent State)
16	Cam Hill	IF	Jr.	L/L	6-4	219	2L	Madison, Ala. (Bob Jones)
17	Trevor Horne	RHP	R-Fr.	L/R	6-3	203	RS	Phenix City, Ala. (Glenwood Academy)
18	Ike Irish	C	Fr.	L/R	6-2	202	HS	Hudsonville, Mich. (St. Mary's Prep)
20	Tommy Sheehan	LHP	Gr.	L/L	6-0	210	1L	Brielle, N.J. (Notre Dame)
21	Tommy Vail	LHP	Gr.	R/L	5-11	190	TR	Seattle, Wash. (Notre Dame/TCU)
22	Hayden Murphy	RHP/IF	Fr.	R/R	6-3	185	HS	Chula, Ga. (Tiftarea Academy)
23	Parker Carlson	RHP	So.	R/R	6-1	184	1L	Mobile, Ala. (Faith Academy)
24	Nate LaRue	C	Sr.	R/R	6-3	223	3L	Mobile, Ala. (McGill-Toolen)
25	Tanner Bauman	LHP	Jr.	L/L	6-4	208	JC	Jacksonville, Fla. (St. John's River State)
26	Cooper McMurray	IF	R-So.	L/L	6-3	258	TR	Tulsa, Okla. (Kansas)
27	Bobby Peirce	OF	R-Sr.	R/R	6-0	183	2L	Scottsdale, Ariz. (South Mountain)
28	Elliott Bray	RHP	Fr.	R/R	6-0	219	HS	Hartselle, Ala. (Hartselle)
29	Christian Herberholz	RHP	R-Jr.	R/R	5-11	197	JC	Scottsboro, Ala. (Southern Union)
31	Mike Bello	OF	So.	L/L	6-0	203	1L	Oak Ridge, N.J. (Pope John XXIII)
33	Will Cannon	RHP	So.	R/R	6-1	187	JC	Phenix City, Ala. (Northwest Florida State)
41	John Armstrong	RHP	So.	R/R	5-11	225	1L	Marietta, Ga. (Harrison)
43	Chase Isbell	RHP	Sr.	R/R	6-2	210	1L	Springville, Ala. (Samford)
44	Ryan Olson	RHP	Fr.	R/R	6-1	206	HS	Auburn, Ala. (Auburn)
45	Joseph Gonzalez	RHP	Jr.	R/R	6-4	233	2L	Humacao, P.R. (Leadership Christian Academy)
46	Chase Allsup	RHP	So.	R/R	6-1	238	1L	Dothan, Ala. (Dothan)
47	Cameron Keshock	RHP	Fr.	R/R	6-6	215	HS	Spanish Fort, Ala. (Spanish Fort)
51	Ty Mauldin	IF	Jr.	L/R	6-0	196	JC	Trussville, Ala. (Snead State)
54	Konner Copeland	LHP	Sr.	L/L	6-2	178	1L	Mobile, Ala. (Pensacola State)
77	Zach Crotchfelt	LHP	Fr.	L/L	6-2	210	HS	Jackson, N.J. (Jackson Memorial)

### COACHES & STAFF

30	Butch Thompson	Head Coach
36	Karl Nonemaker	Assistant Coach
39	Gabe Gross	Assistant Coach
40	Daron Schoenrock	Pitching Coach
	Aaron Everett	Director of Player Development
	Greg Drye	Director of Operations
	Sara Elizabeth Jackson	Special Assistant to the Head Coach
	Chris Joyner	Strength & Conditioning
	Anthony Sandersen	Athletic Trainer
	Wyn Grantham	Athletic Trainer Intern

### PRONUNCIATION GUIDE

Tanner BAUMAN ..... BOW-man (of a boat)  
 Ryan DYAL.....DIAL  
 KASON Howell..... KAY-son  
 Chase ISBELL.....IZ-bull  
 Cameron KESHOCK..... KEY-shock  
 Ty MAULDIN ..... MALL-den  
 Daron SCHOENROCK ..... SHOW-in-rock  
 Brody WORTHAM.....WORTH-um

**30 BUTCH THOMPSON HEAD COACH**

**THE AUBURN SKIPPER**

- Nine College World Series appearances / 18 postseason appearances
- 2013 National Runner-up (Mississippi State)
- 2001 National Champion (Birmingham-Southern)
- 2014 Baseball America/ABCA National Assistant Coach of the Year
- 2006 FCA Coach of the Year
- Coached 20 pitchers who went on to pitch in the Major Leagues
- Recruited and coached 38 pitchers who were drafted out of college that weren't drafted out of high school

**Butch Thompson enters his eighth season at the helm of the program in 2023, posting a record of 222-164 in his first seven seasons. He has led the program to the College World Series in two of the last three postseasons.**

Butch Thompson was named Auburn's head baseball coach on October 22, 2015 and enters his eighth season with the Tigers in 2023.

Thompson has returned the Tigers to prominence in seven seasons on The Plains as he has guided the team to a 222-164 overall record and has advanced to the NCAA Tournament four of the last five postseasons, including three Super Regional appearances in the last four years and two trips to the College World Series in the last three postseasons.

Thompson, who spent three seasons as an assistant coach and recruiting coordinator at Auburn from 2006-08, returned to The Plains after seven seasons at Mississippi State as both associate head coach and pitching coach.

A native of Amory, Miss., Thompson has coached 33 Division I All-Americans and 43 all-conference performers. He has seen 20 of his former pitchers called up to Major League Baseball, including 14 since 2014. Thompson has also turned 38 pitchers who went undrafted out of high school into MLB draft picks.

Along with his pitching pedigree, Thompson is also considered one of the top recruiters in the country. Since 2003, he has secured 15 recruiting classes that were ranked in the top 10 by either Baseball America or Perfect Game, including the program record No. 4 class in 2017 and No. 5 class in 2022. His classes signed from 2006-08 at Auburn each ranked in the top 18 nationally.

In 30 years of coaching at the collegiate level, including 21 in the Southeastern Conference, Thompson has coached nine College World Series participants, including leading the Tigers to the program's first trip to the College World Series in 22 years in 2019 and taking the team back for the second time in three seasons in 2022. Auburn is one of six programs to appear in two of the last three College World Series, and Thompson is one of five active SEC coaches who have taken their program to a pair of College World Series in a three-year span. Thompson has also coached one national champion and a national runner-up, won nine conference championships and made 18 postseason appearances.

Thompson was named the 2006 Fellowship of Christian Athletes SEC Coach of the Year while at Auburn and the 2014 Baseball America and American Baseball Coaches Association (ABCA) National Assistant Coach of the Year while at Mississippi State.

During his tenure with the Tigers, Thompson has led the team to three straight NCAA Tournament appearances from 2017-19 for the first time since 2001-03, including back-to-back super regionals in 2018 and 2019 for the first time in program history. Auburn has finished five of Thompson's seven seasons in the top 25, including three in the top 10. The No. 5 national ranking to finish 2022 was tied for the second highest mark in program history.

The 2022 season marked one of the most successful in recent program history as the Tigers went 43-22 overall and 16-13 in SEC play. The 43 wins were tied for the most since 1999, and the winning conference record marked the Tigers' third under Thompson after doing so just once from 2004-15.

Auburn went 37-18 in the regular season and lost back-to-back games on just three occasions before being selected as a regional host for the first time since 2010. The Tigers swept Southeastern, Florida State and UCLA in the regional, outscoring them 51-18 in the process, before becoming the first team to defeat Oregon State in a home super regional by taking down the Beavers in a dramatic winner-take-all game three. Auburn moved on to Omaha and defeated Stanford 6-2 to secure the program's first College World Series win since 1997.

In seven seasons at MSU, Thompson made four NCAA regional trips, two Super



Regionals, won the SEC Tournament and advanced to the College World Series finishing as NCAA runner-up in 2013. In three of his last four seasons in Starkville, the Bulldogs' staff ERA finished no higher than 3.06. Thompson's 2013 pitching staff was one of two nationally to finish in the top 15 in ERA, strikeouts per nine innings and hits allowed per nine innings.

In addition to his experience at Auburn and Mississippi State, Thompson also spent four seasons at Georgia from 2002-05, including a trip to the College World Series in 2004. While there, he guided the development of future Major Leaguers Josh Fields, Mitchell Boggs and Brooks Brown.

Thompson launched his coaching career as pitching coach and top assistant at Huntingdon College (Ala.) in 1993, before returning to his alma mater in Birmingham, where he helped lead the Panthers to back-to-back Southern States Conference Championships and in 1995 coached BSC to its first NAIA World Series berth.

Thompson left BSC briefly to serve as head coach at Jefferson State Community College in Birmingham in 1997. While at JSCC, he was honored as the Regional Tournament Coach of the Year, the ABCA Alabama Junior College Coach of the Year and the Southeast Region Coach of the Year after guiding JSCC to a 39-21 mark, the AJCAA Region 22 State Championship and a third-place finish in the NJCAA Division II World Series.

He returned to Birmingham-Southern as top assistant the following season, beginning a four-year run during the most successful span in BSC baseball history. The Panthers won 196 games and four TranSouth Conference Championships and made three-consecutive appearances in the NAIA World Series. BSC's 2001 team posted a school-best 55-11 mark and captured the NAIA National Championship.

In 2002, Thompson joined the SEC baseball coaching fraternity as a pitching coach and recruiting coordinator at Georgia and has been a part of the league for the past 17 seasons.

Thompson currently serves as the large-school representative for the Alabama Baseball Coaches Association and is an All-American committee member representing the South region for the ABCA.

Thompson prepped at Amory (Miss.) High School and later starred as a pitcher at Itawamba (Miss.) Community College from 1989-90. He is a member of both the ICC Athletic Hall of Fame (Class of 2014) and MACCC Hall of Fame (Class of 2021).

Thompson earned a Bachelor's Degree in History at BSC in 1992 and completed a Master's Degree in Sports Administration at UAB in 1996. He is married to the former Robin Ashe of Birmingham, Ala., and they are the parents of three daughters --- Anna, Olivia and Madelyn Gail.

**NATIONAL POLLS**

**NEWS & NOTES**

**BASEBALL AMERICA**

Mar. 20

1. LSU\*
2. Florida\*
3. Louisville
4. Wake Forest
5. Vanderbilt
6. Arkansas\*
7. Virginia
8. Stanford
9. UCLA
10. East Carolina
11. Tennessee
12. Texas A&M\*
13. Miami
14. South Carolina\*
15. Ole Miss\*
16. Texas Tech
17. Boston College
18. Missouri\*
19. North Carolina
20. Oklahoma State
21. Campbell
22. FGCU
23. Iowa
24. UC Santa Barbara
25. Kentucky

**D1 BASEBALL**

Mar. 20

1. LSU\*
2. Wake Forest
3. Florida\*
4. Vanderbilt
5. Arkansas\*
6. Louisville
7. UCLA
8. Virginia
9. Stanford
10. East Carolina
11. South Carolina\*
12. Tennessee
13. Ole Miss\*
14. Texas Tech
15. North Carolina
16. Boston College
17. Miami
18. Campbell
19. FGCU
20. Oklahoma State
21. Texas A&M\*
22. Missouri\*
23. Kentucky
24. West Virginia
25. Grand Canyon

**USA TODAY**

Mar. 20

1. LSU\*
2. Wake Forest
3. Florida\*
3. Arkansas\*
5. Vanderbilt
6. Louisville
7. Virginia
8. UCLA
9. Stanford
10. East Carolina
11. South Carolina\*
12. Tennessee
13. Ole Miss\*
14. Texas Tech
15. Oklahoma State
16. North Carolina
17. Boston College
18. Texas A&M\*
19. Campbell
20. Miami
21. Missouri\*
22. Kentucky
23. FGCU
24. N.C. State
25. Alabama\*

**NCBWA**

Mar. 20

1. LSU\*
2. Florida\*
3. Arkansas\*
4. Wake Forest
5. Vanderbilt
6. Louisville
7. Virginia
8. UCLA
9. South Carolina\*
10. Stanford
11. East Carolina
12. Tennessee
13. Ole Miss\*
14. Texas Tech
15. North Carolina
16. Oklahoma State
17. Miami
18. Campbell
19. Texas A&M\*
20. Boston College
21. Missouri\*
22. FGCU
23. UC Santa Barbara
24. Kentucky
25. Alabama\*

**PERFECT GAME**

Mar. 20

1. LSU\*
2. Florida\*
3. Arkansas\*
4. Wake Forest
5. Vanderbilt
6. Louisville
7. Stanford
8. UCLA
9. Virginia
10. Texas Tech
11. East Carolina
12. Miami
13. Tennessee
14. Ole Miss\*
15. South Carolina\*
16. Boston College
17. Campbell
18. Oklahoma State
19. UC Santa Barbara
20. Missouri\*
21. North Carolina
22. FGCU
23. UTSA
24. TCU
25. Texas A&M\*

**COLLEGIATE BASEBALL**

Mar. 20

1. LSU\*
2. Louisville
3. Arkansas\*
4. South Carolina\*
5. Virginia
6. Wake Forest
7. Florida\*
8. Vanderbilt
9. UCLA
10. UC Santa Barbara
11. Miami
12. Texas Tech
13. East Carolina
14. Stanford
15. Missouri\*
16. Kentucky
17. Boston College
18. Texas A&M\*
19. Oklahoma State
20. Iowa
21. North Carolina
22. Tennessee
23. Ole Miss\*
24. Old Dominion
25. N.C. State

**AUBURN IN THE POLLS**

**BA D1 CB NC PG USA**

Pre. 22 NR NR NR 17 NR  
 2/20 23 NR NR NR 17 --  
 2/27 23 NR NR NR 13 NR  
 3/6 20 NR 20 NR 11 25  
 3/13 NR NR 24 NR 18 NR  
 3/20 NR NR NR NR NR NR

**SCOUTING THE JAGUARS**

- South Alabama enters the week with an 8-12 overall record after getting swept at Georgia Southern last weekend. The Jaguars have dropped six straight games.
- Offensively, the team is hitting .247 as a team and is led by sophomore outfielder Will Turner's .385 clip. Turner leads the team in hits (10), doubles (eight) and RBI (21).
- On the mound, South Alabama has turned in a 5.84 staff ERA with 220 strikeouts in 174.0 innings. The strikeout total is good for the 15th most in the country.

**WILD ONE IN MONTGOMERY**

- Last year's matchup with South Alabama in Montgomery resulted in a 13-12 come-from-behind win for the Tigers.
- Auburn trailed 6-0 through the top of the fourth inning but scored seven runs on five hits in the bottom of the frame to take the lead.
- The game saw three lead changes and was ultimately decided on a one-out RBI triple from Bobby Peirce and RBI groundout from Mike Bello in the bottom of the eighth.

**COMEBACK KIDS**

- Auburn's seven-run comeback win last Tuesday night vs. Georgia Tech marked the team's largest comeback win since Feb. 22, 2017 vs. Florida A&M.
- After winning 22 games in which they trailed last year, the Tigers have notched seven comeback wins this season.
- Twenty-nine of the Tigers 56 wins since the start of last season are comebacks.

**MAGIC NUMBERS**

- Auburn is 11-0 when outhitting the opponent, 13-1-1 when scoring four or more runs and 9-0-1 when recording 10 or more hits this season.

**MIDWEEK MADNESS**

- Auburn is 5-0 in midweek games this season, outscoring the opponent 53-24.
- The Tigers have won 12 straight midweek games dating back to Mar. 29, 2022 and haven't lost a road or neutral site midweek game since May 12, 2021 (8-0).

**NON-CONFERENCE SUCCESS**

- Auburn is 13-3-1 against non-conference foes this season and 40-9-1 vs. non-conference competition since the beginning of last year.

**THREE KEYS TO THE GAME**

- Auburn's points of emphasis this season are producing the biggest inning, fewest freebies and most baserunners.
- The team that has produced the biggest inning is 17-1. Two games have had an equal biggest inning with one ending in a tie and the other in a 12-inning win for Auburn.
- The team that has issued the fewest freebies is 12-4-1. Three games have been tied on freebies.
- The team that has produced the most baserunners is 16-3-1.

**CONSISTENCY IS KEY**

- Despite having the No. 6 strength of schedule, Auburn didn't lose more than back-to-back games last season and dropped just two games in a row on four occasions.
- Last weekend marked the first time since Apr. 9-11, 2021 that the Tigers have lost more than back-to-back games.

## THE LAST TIME...

### BATTING SUPERLATIVES

5 hits in a game	Brody Moore vs. Florida State [5-for-5] (6/4/22)
6 hits in a game	Tyler Johnstone vs. Elon [6-for-7, 2B, 3B] (2/25/05)
Reached base 6 times	Kason Howell vs. Florida State [4-5, 2 BB] (6/4/22)
Reached base 7 times	Brody Moore vs. Florida State [5-5, 2BB] (6/4/22)
4 runs in a game	Brody Moore vs. Florida State (6/4/22)
5 runs in a game	Sonny DiChiara vs. Florida State (6/4/22)
6 runs in a game	Bryson Ware vs. Alabama A&M (2/24/21)
<b>10-game hitting streak</b>	<b>Cole Foster, 11 games (2/24-3/17/23)</b>
<b>15-game hitting streak</b>	<b>Bryson Ware, 15 games (6/20/22-3/10/23)</b>
20-game hitting streak	A. Grier, 22 games, (5/31/15-3/22/16)
25-game hitting streak	Justin Fradejas, 27 games (3/23-5/7/10)
30-game hitting streak	Casey Dunn, 31 games (2/22 [G1]-4/15/97)
<b>3 doubles in a game</b>	<b>Kason Howell vs. Lipscomb (3/3/22)</b>
4 doubles in a game	Ken Dempsey vs. Georgia (1971)
2 triples in a game	Jay Gonzalez vs. Alabama State (2/28/12)
3 triples in a game	never
<b>2 home runs in one game</b>	<b>Bryson Ware at #3 Arkansas (3/18/23)</b>
3 home runs in one game	Cole Foster vs. Southeastern (6/3/22)
<b>7 RBI in a game</b>	<b>Justin Kirby vs. USC (2/26/23)</b>
8 RBI in a game	Justin Bryant at Georgia (3/19/10)
9 RBI in a game	Cole Foster vs. Southeastern (6/3/22)
10 RBI in a game	Bob Berry vs. Huntington (4/15/82)
<b>Grand slam home run</b>	<b>Justin Kirby vs. USC (2/26/23)</b>
<b>Inside-the-park home run</b>	<b>Kason Howell vs. Southeastern (3/11/23)</b>
HR to begin game	Ryan Bliss vs. #11 Ole Miss (5/25/21)
Two HR in one inning	Cole Foster vs. Southeastern [1st] (6/3/22)
<b>HR in consecutive at-bats</b>	<b>Bryson Ware at #3 Arkansas (3/18/23)</b>
HR in three consecutive at-bats	Eduard Julien (2/20-22/19)
<b>HR in consecutive games</b>	<b>Bryson Ware vs. Lipscomb/UAB (3/4-7/23)</b>
<b>HR in three consecutive games</b>	<b>Bryson Ware vs. Lipscomb/UAB (3/4-7/23)</b>
HR in three consecutive SEC games	Trent Mummy (4/17-23/10)
<b>HR in four consecutive games</b>	<b>Bryson Ware (3/3-7/23)</b>
HR in four consecutive SEC games	Mike Bianucci (5/2-9/08)
HR in five consecutive games	Tim Lemons (4/6-10/85)
Walk-off HR	Kason Howell vs. Yale (G1 - 2/26/22)
Pinch-hit HR	Cam Hill vs. Kentucky (3/26/21)
Pinch-hit grand slam	Eduard Julien vs. BYU (G1 - 3/3/18)
HR in first at-bat of season	Steven Williams vs. Longwood (2/17/18)
HR in both games of DH	Dylan Ingram at #7 Mississippi St. (4/29/17)
Hit for the cycle	Judd Ward [3B, 1B, HR, 2B] vs. Illinois-Chicago (G1 - 2/15/20)
Hit from both sides of plate	Cole Foster [1st inn.]
in same inning	vs. Southeastern (6/3/22)
Two hits in same inning	Cole Foster [HR, HR] vs. Southeastern [1st] (6/3/22)
Stole home	Josh Hall vs. Kansas State (2/20/22)
<b>Stole two bases in a game</b>	<b>Justin Kirby at #3 Arkansas (3/19/23)</b>
Stole three bases in a game	Anfernee Grier vs. Southern (2/26/16)
Hit by a pitch 2 times in a game	Ryan Dyal vs. UAB (3/2/22)
Hit by a pitch 3+ times in a game	Dan Glevenyak at Alabama (4) (4/11/14)
Scored 20 or more runs	21 vs. Florida State (6/4/22)
Scored 25 or more runs	25 vs. Longwood (2/17/18)
Scored 30 or more runs	33 vs. Alabama A&M (2/24/21)
<b>Scored 5 runs in an Inning</b>	<b>5, vs. Georgia Tech (6th) (3/14/23)</b>
<b>Scored 6 runs in an Inning</b>	<b>6, vs. North Alabama (1st) (2/21/23)</b>
<b>Scored 7 runs in an Inning</b>	<b>7, vs. Lipscomb (1st) (3/4/23)</b>
Scored 8 runs in an Inning	8, at UAB (5th) (3/19/19)
Scored 9 runs in an Inning	9, vs. Rhode Island (1st) (G1 - 3/5/22)
<b>Scored 10+ runs in an Inning</b>	<b>11, vs. Florida A&amp;M (1st) (3/1/23)</b>
Recorded 10+ hits in an Inning	11, vs. Furman (5th) (2/12/00)
Scored in every inning	vs. Coppin State (3/18/14)
<b>Recorded 15-19 hits</b>	<b>17, vs. Lipscomb (3/4/23)</b>
<b>Recorded 20 or more hits</b>	<b>20, vs. Georgia Tech (3/14/23)</b>
<b>Hit 3 or more home runs in an inning</b>	<b>3, vs. Florida A&amp;M [1st] (3/1/23)</b>
<b>Hit 3 or more home runs in a game</b>	<b>3, vs. Florida A&amp;M (3/1/23)</b>
Hit 5 or more home runs in a game	7, vs. Southeastern (6/3/22)
Hit 7 or more home runs in a game	7, vs. Southeastern (6/3/22)
Hit back-to-back home runs	C. Foster & S. DiChiara vs. Southeastern (1st) (6/3/22)
Hit back-to-back-to-back home runs	R. Bliss, T. Miller & R. Woley vs. Texas A&M (1st) (5/15/21)
<b>Had 5 doubles</b>	<b>5, vs. Lipscomb (3/3/23)</b>
Had 6 doubles	6, vs. Jacksonville State (4/21/21)
Had 7 doubles	7, vs. Chicago State (3/8/20)
<b>Had 8 doubles</b>	<b>8, vs. Lipscomb (3/4/23)</b>
Had 9+ doubles	11, vs. Alabama A&M (2/24/21)
Stole 5 bases in a game	5, vs. Bethune-Cookman (5/6/14)
Stole 6 bases in a game	6, vs. #21 Tennessee (3/17/19)
Stole 7 bases in a game	7, vs. Presbyterian (5/8/12)
Stole 8 bases in a game	8, vs. Alcorn State (2/22/12)
<b>Walked 10+ times</b>	<b>13, vs. Southeastern (3/11/23)</b>
Did not strike out in a game	vs. Belmont (3/11/12)

### PITCHING SUPERLATIVES

<b>INDIVIDUAL</b>	
Nine-inning no-hitter	Casey Mize vs. Northeastern (3/9/18)
Nine-inning no-hitter (combined)	Mike Mueller [2.0], Lee Carter [1.0]
	Brandon Channell [1.0], Reid Price [1.0], Andrew Skinner [1.0], Arnold Hughey [1.0], Ken Clayton [1.0], Cory Duedeit [0.2], Sean Jones [0.1] vs. UAB (3/19/02)
Seven-inning no-hitter	Jason Johnson vs. LaGrange College (4/30/91)
Nine-inning perfect game	Eric Brandon vs. Murray State (3/2/02)
Seven-inning perfect game	Jason Johnson vs. LaGrange College (4/30/91)
Nine-inning one-hitter (individual)	Keegan Thompson vs. Presbyterian (3/1/14)
Nine-inning one-hitter (combined)	Tanner Burns [7.0], Cody Greenhill [2.0] vs. Chicago State (3/6/20)
Five-inning one-hitter	Kevin Davis [3.2], Jacob Milliman [1.1], vs. Radford (2/22/15)
Nine-inning two-hitter	Tanner Burns [9.0] vs. Cincinnati (3/1/19)
Complete game	Joseph Gonzalez vs. #12 Vanderbilt (4/10/22)
Complete game shutout	Jack Owen vs. UTSA (3/9/19)
Consecutive complete games	K. Thompson vs. Arkansas & LSU (4/4 & 4/11/15)
Struck out 10 batters	10 by Mason Barnett vs. UCLA (6/5/22)
Struck out 11 batters	11 by Jordan Armstrong vs. Yale (2/25/22)
Struck out 12 batters	12 by Casey Mize at Kentucky (3/23/18)
Struck out 13 batters	13 by Casey Mize vs. Texas A&M (3/16/18)
Struck out 15 batters	15 by Tanner Burns vs. Cincinnati (3/1/19)
<b>TEAM</b>	
Struck out 15+ batters	16, Bright [8], Sheehan [3], Burkhalter [5] vs. Stanford (6/20/22)
Struck out 20+ batters	20, Fuller [4], Watson [4], Anderson [3], Greenhill [4], Skipper [3], Wade [2] vs. #9 Arkansas (4/5/19)
Struck out 15 batters consecutive games	vs. Ga State, at Missouri (4/5-7/16)
Shut out an opponent	2-0 vs. South Carolina (4/24/22)
Consecutive shutouts	16-0 / 12-0 [7] vs. Rhode Island (3/5/22)
Three straight shutouts	2-0 vs. UTSA / 5-0 vs. UTSA (3/6-9/19)
Shut out an SEC opponent	2-0 vs. South Carolina (4/24/22)
Shut out an SEC opponent on the road	3-0 at Missouri (5/21/21)
Consecutive SEC shutouts	5-0 and 4-0 at Miss. State (3/27-28/15)
Consecutive SEC shutouts on the road	5-0 and 4-0 at Miss. State (3/27-28/15)
<b>Was shut out</b>	<b>5-0 at #3 Arkansas (3/19/23)</b>
Was held to one hit	vs. #24 Missouri (4/1/18)
Was no hit	vs. #13 Arkansas (5/25/17)
<b>FIELDING SUPERLATIVES</b>	
2 errors in a game	Jake Wyandt vs. #1 Ole Miss (3/17/22)
3 errors in a game	Luke Jarvis vs. Presbyterian (3/11/17)
4 errors in a game	Brett Burnham at Alabama (4/5/00)
3 double plays turned in a game	vs. Alabama (5/14/22)
4 double plays turned in a game	at #1 Arkansas (4/3/21)
5 double plays turned in a game	never
Triple play (Auburn)	vs. Memphis (5/22/78)
Triple play (Opponent)	at Florida [4th] (3/15/08)
Threw a runner out at HP to end game	Bryson Ware at Mississippi State (4/17/22)
<b>MISC. SUPERLATIVES</b>	
Won 10 or more consecutive games	15 (2/24-3/22/19)
Won 15 or more consecutive games	15 (2/24-3/22/19)
Won 8 or more consecutive SEC games	9 (4/1-21/95)
Lost 5 or more consecutive games	5 (4/2-11/21)
Home winning streak	21 (1964-66)
Road winning streak	14 (1967/1995)
Season-opening winning streak	17 (2/7-3/5/97)
<b>Extra-innings victory</b>	<b>12-11, vs. Georgia Tech [12 inn] (3/14/23)</b>
Extra-innings loss	4-5, at Texas A&M [11 inn] (3/26/22)
<b>Swept a 3-game series</b>	<b>vs. Lipscomb (3/3-5/23)</b>
Swept a road SEC series	at Alabama (4/20-21/18)
Swept a road SEC series	at Alabama (4/20-21/18)
Swept a SEC series	vs. South Carolina (4/22-24/22)
Swept a 4-game series	Rhode Island (3/4-6/22)
Swept a doubleheader	Rhode Island (3/5/22)
Allowed 3 runs or fewer in a three-game series	2, vs. Chicago State (3/6-8/20)
Allowed 3 runs or fewer in a four-game series	3, vs. Rhode Island (3/4-6/22)
Allowed 3 runs or fewer in a SEC series	3, vs. Miss. State (3/27-29/15)
Allowed 4 runs or fewer in a series	3, vs. UTSA (3/8-9/19)
Allowed 4 runs or fewer in a SEC series	4, vs. Georgia (4/23-25/15)
Allowed 3 runs or fewer in a road series	3, vs. Miss. State (3/27-29/15)
Allowed 3 runs or fewer in a SEC road series	3, vs. Miss. State (3/27-29/15)
<b>Overcome a deficit of 7+ runs</b>	<b>7 runs, [0-7, 12-11 (12)] vs. Georgia Tech (3/14/23)</b>
Won a 1-0 game	vs. Mercer (5/30/15) [NCAA Regional]
Lost a 1-0 game	vs. Ohio State (2/15/14)
<b>Walk-off win</b>	<b>vs. Georgia Tech [12 inn.] (3/14/23)</b>
Walk-off loss	at Mississippi State [9 inn.] (4/14/22)













**SUPERLATIVES AND MISCELLANEOUS NOTES**

**STARTS BY POSITION**

**STARTING PITCHER**

Tommy Vail	4	3-1
Konner Copeland	3	2-1
Zach Crotchfelt	3	1-2
Christian Herberholz	3	2-1
Chase Allsup	2	2-0
Tanner Bauman	2	2-0
Jospeh Gonzalez	1	1-0
Chase Isbell	1	0-0-1
Drew Nelson	1	0-1

**CATCHER**

Nate LaRue	14	9-4-1
Ryan Dyal	5	3-2
Carter Wright	1	1-0

**FIRST BASE**

Ike Irish	9	4-5
Cooper McMurray	7	5-1-1
Cam Hill	3	3-0
Brody Wortham	1	0-1

**SECOND BASE**

Caden Green	10	7-2-1
Brody Moss	7	5-2
Bryson Ware	3	1-2

**THIRD BASE**

Bryson Ware	17	12-4-1
Gavin Miller	3	1-2

**SHORTSTOP**

Cole Foster	17	12-4-1
Caden Green	3	1-2

**LEFT FIELD**

Chris Stanfield	11	6-5
Bobby Peirce	7	5-1-1
Mike Bello	1	1-0
Josh Hall	1	1-0

**CENTER FIELD**

Kason Howell	19	12-6-1
Chris Stanfield	1	1-0

**RIGHT FIELD**

Justin Kirby	18	12-5-1
Josh Hall	2	1-1

**DESIGNATED HITTER**

Ike Irish	11	9-1-1
Mike Bello	3	0-3
Ryan Dyal	2	2-0
Justin Kirby	2	1-1
Cam Hill	1	0-1
Bobby Peirce	1	1-0

**2023 AUBURN & OPPONENT HIGHS**

**TEAM BATTING**

	AUBURN	OPPONENT
Runs in a game	18, vs. FAMU [7] (3/1)	12, USC (2/26)
Runs in an inning	11 [1st], vs. FAMU [7] (3/1)	7, [6th] FAMU (3/1)
Most Hits in a game	20, vs. Georgia Tech (3/14)	22, Georgia Tech (3/14)
Fewest Hits in a game	3, at Arkansas (3/19)	3, vs. UAB (3/7)
Hits in an inning	7 [1st], vs. FAMU [7] (3/1)	6, two times
2B in a game	8, vs. Lipscomb (3/4)	8, Georgia Tech (3/14)
3B in a game	1, five times	1, USC (2/24)
HR in a game	3, two times	4, Lipscomb (3/4)
SB in a game	2, three times	3, Southeastern (3/11)
LOB in a game	15, vs. Georgia Tech (3/14)	13, Southeastern (3/10)
K in a game	14, two times	14, two times
BB in a game	14, vs. FAMU [7] (3/1)	7, three times

**TEAM PITCHING**

	AUBURN	OPPONENT
K in a game	14, two times	14, two times
BB in a game	7, three times	14, FAMU (3/1)
Pitchers used	8, vs. Georgia Tech (3/14)	8, UAB (3/7)
Total Quality Starts	--	5

**TEAM FIELDING**

	AUBURN	OPPONENT
Errors in a game	2, two times	3, USC (2/26)
DP turned in a game	2, three times	3, Southeastern (3/11)

**IND. BATTING**

	AUBURN	OPPONENT
Hits in a game	4, four times	5, DeLeo [GT] (3/14)
Runs in a game	3, 10 times	3, three times
2B in a game	3, Howell vs. Lipscomb (3/3)	2, seven times
3B in a game	1, five times	1, Overn [USC] (2/24)
HR in a game	2, two times	2, Kelly [LIP] (3/3)
RBI in a game	7, Kirby vs. USC (2/26)	4, three times
XBH in a game	3, two times	2, nine times
SB in a game	2, Kirby at Arkansas (3/17)	2, Cook [SLU] (3/11)
BB in a game	3, five times	2, 13 times
HBP in a game	1, 25 times	2, two times
K in a game	4, Kirby vs. Lipscomb (3/4)	3, eight times
Hitting Streak	14, Ware (2/17-3/10)	3, 11 times
Consec. G w/HR	4, Ware (3/3-7)	2, three times

**IND. PITCHING**

	AUBURN	OPPONENT
K by a starter	8, Vail vs. UAB (3/7)	6, four times
K by a reliever	7, Isbell vs. Lipscomb (3/4)	7, Van Treek [LIP] (3/4)
BB by a starter	4, Vail at Arkansas (3/17)	5, Landry [SLU] (3/11)
BB by a reliever	3, two times	5, Langley [FAMU] (3/1)
IP by a starter	5.2, vs. UAB (3/7)	7.0, Tucker [LIP] (3/5)
IP by a reliever	4.2, Cannon at Arkansas (3/19)	4.0, Van Treek [LIP] (3/4)

**MISCELLANEOUS**

	AUBURN
Biggest comeback win	7, vs. Georgia Tech (3/14)
Biggest blown lead loss	3, vs. Southeastern (3/11)
Largest margin of victory	12, vs. UNA [7] (2/21)
Largest margin of defeat	9, vs. Indiana (2/19)
Longest game, Time	4:33, vs. Georgia Tech (3/14)
Longest game, Time (9 inn)	3:48, vs. USC (2/26)
Shortest game, Time (9 inn)	2:13, vs. UAB (3/7)
Longest game, Innings	12, vs. Georgia Tech (3/14)
Largest crowd, Home	4,097, three times
Largest crowd, Road	9,359, at Arkansas (3/18)
Largest crowd, Neutral	5,448, vs. UNA [7] (2/21)

**STARTS BY ORDER**

**LEADOFF**

Kason Howell	11	6-5
Bobby Peirce	7	5-1-1
Mike Bello	1	1-0
Josh Hall	1	1-0

**2ND SPOT**

Cole Foster	15	10-4-1
Brody Moss	2	2-0
Chris Stanfield	2	1-1
Mike Bello	1	0-1

**3RD SPOT**

Justin Kirby	11	10-0-1
Ike Irish	9	3-6

**CLEANUP**

Ike Irish	11	10-0-1
Bryson Ware	6	1-5
Justin Kirby	3	2-1

**5TH SPOT**

Bryson Ware	11	10-0-1
Justin Kirby	6	1-5
Nate LaRue	2	2-0
Cooper McMurray	1	0-1

**6TH SPOT**

Ryan Dyal	6	4-2
Chris Stanfield	6	3-3
Kason Howell	4	2-1-1
Cole Foster	1	1-0
Cooper McMurray	1	1-0
Gavin Miller	1	1-0
Bobby Peirce	1	1-0

**7TH SPOT**

Chris Stanfield	4	3-1
Cooper McMurray	3	3-0-1
Caden Green	2	1-1
Cam Hill	2	2-0
Kason Howell	2	2-0
Gavin Miller	2	0-2
Bryson Ware	2	1-1
Ryan Dyal	1	1-0
Cole Foster	1	1-0
Brody Moss	1	0-1

**8TH SPOT**

Nate LaRue	10	6-3-1
Josh Hall	2	1-1
Cam Hill	2	1-1
Cooper McMurray	2	2-0
Mike Bello	1	0-1
Bryson Ware	1	1-0
Brody Wortham	1	1-0
Carter Wright	1	1-0

**9TH SPOT**

Caden Green	11	7-3-1
Brody Moss	4	3-1
Kason Howell	2	2-0
Nate LaRue	2	1-1
Mike Bello	1	0-1

**PITCHING NOTES**

**2023 BULLPEN BY NUMBERS**

Total App.....	69
Saves/Opp.....	6/6
IR/IRS.....	67/29
BA Against.....	.282
ERA.....	5.63

**SAVES/OPP**

Will Cannon.....	3/3
Chase Allsup.....	2/2
John Armstrong.....	1/1

**INHERITED RUNNERS/SCORED**

Chase Allsup.....	3/1
John Armstrong.....	14/3
Tanner Bauman.....	1/1
Will Cannon.....	12/5
Parker Carlson.....	13/8
Konner Copeland.....	1/1
Zach Crotchfelt.....	2/0
Christian Herberholz.....	2/0
Trevor Horne.....	3/1
Chase Isbell.....	10/3
Hayden Murphy.....	6/6

**1ST BATTER FACED/RETIRED**

Chase Allsup.....	5/3
John Armstrong.....	9/6
Tanner Bauman.....	4/3
Will Cannon.....	8/5
Parker Carlson.....	7/3
Konner Copeland.....	3/1
Zach Crotchfelt.....	2/2
Christian Herberholz.....	3/2
Trevor Horne.....	5/4
Chase Isbell.....	8/4
Cameron Keshock.....	2/0
Hayden Murphy.....	4/3
Drew Nelson.....	3/2
Ryan Olson.....	3/1
Tommy Sheehan.....	1/0
Tommy Vail.....	2/1

**RELIEF ERA**

Tommy Sheehan.....	0.00
Tommy Vail.....	0.00
Hayden Murphy.....	2.08
Will Cannon.....	2.16
Trevor Horne.....	2.84
John Armstrong.....	3.44
Parker Carlson.....	4.15
Chase Isbell.....	4.38
Tanner Bauman.....	5.23
Zach Crotchfelt.....	7.36
Christian Herberholz.....	7.36
Drew Nelson.....	7.50
Chase Allsup.....	9.72
Konner Copeland.....	20.25
Ryan Olson.....	21.60
Cameron Keshock.....	36.00

2023 Auburn Baseball  
Team Game-by-Game for Auburn (as of Mar 19, 2023)  
Pitching (All games)

Date	Opponent	ip	h	r	er	bb	so	2b	3b	hr	wp	bk	hbp	dp	ibb	score	w-l	sv	era
Feb 17	INDIANA	9.0	5	4	3	4	12	0	0	1	0	0	3	0	0	8-4	1-0	0	3.00
Feb 18	INDIANA	9.0	4	1	1	3	5	1	0	0	0	0	1	2	0	6-1	2-0	0	2.00
Feb 19	INDIANA	9.0	14	11	11	7	7	4	0	1	1	0	1	0	0	2-11	2-1	0	5.00
Feb 21	vs North Alabama	7.0	5	1	1	0	12	3	0	0	0	0	0	0	0	13-1	3-1	0	4.24
Feb 24	USC	9.0	8	3	3	6	6	2	1	0	0	0	1	1	0	5-3	4-1	1	3.98
Feb 25	USC	9.0	9	6	5	7	8	2	0	1	0	0	0	1	0	12-6	5-1	2	4.15
Feb 26	USC	9.0	15	12	12	4	6	5	0	2	2	0	1	0	0	12-12	5-1	2	5.31
Mar 01	FLORIDA A&M	7.0	7	8	6	5	14	0	0	1	0	0	1	0	0	18-8	6-1	2	5.56
Mar 03	LIPSCOMB	9.0	7	3	3	3	14	2	0	3	0	0	1	1	0	7-3	7-1	3	5.26
Mar 04	LIPSCOMB	9.0	16	11	11	3	11	1	0	4	0	0	0	0	0	12-11	8-1	3	5.86
Mar 05	LIPSCOMB	9.0	6	3	3	4	7	0	0	1	3	0	1	0	0	4-3	9-1	3	5.59
Mar 07	UAB	9.0	3	1	1	3	11	0	0	0	1	0	0	0	0	4-1	10-1	4	5.19
Mar 08	at Jacksonville Stat	9.0	7	3	2	4	13	3	0	0	2	0	0	0	0	6-3	11-1	5	4.94
Mar 10	SOUTHEASTERN	9.0	7	1	1	3	7	1	0	0	1	0	4	0	0	7-1	12-1	6	4.65
Mar 11	SOUTHEASTERN	9.0	14	8	6	4	9	1	0	1	1	0	0	1	0	3-8	12-2	6	4.74
Mar 11	SOUTHEASTERN	9.0	13	8	7	3	9	4	0	0	2	0	2	0	0	7-8	12-3	6	4.89
Mar 14	GEORGIA TECH	12.0	22	11	11	1	12	8	0	0	0	0	1	2	0	12-11	13-3	6	5.15
*Mar 17	at Arkansas	8.0	8	7	6	7	11	1	0	1	0	0	1	0	0	2-7	13-4	6	5.23
*Mar 18	at Arkansas	8.0	9	9	6	3	9	3	0	1	0	0	1	0	0	3-9	13-5	6	5.30
*Mar 19	at Arkansas	8.0	9	5	5	3	8	2	0	1	0	0	3	2	0	0-5	13-6	6	5.32
Totals		176.0	188	116	104	77	191	43	1	18	13	0	22	10	0	143-116	13-6	6	5.32

**AUBURN STARTING PITCHER BREAKDOWN**

Starter	GS	Quality Starts	Run Support	RS/Start	Auburn Record
Vail	4	--	18	4.5	3-1
Copeland	3	--	9	3.0	2-1
Crotchfelt	3	--	5	1.7	2-1
Herberholz	3	--	12	4.0	2-1
Allsup	2	--	1	0.5	2-0
Bauman	2	--	4	2.0	2-0
Gonzalez	1	--	4	4.0	1-0
Isbell	1	--	0	0.0	0-0-1
Nelson	1	--	0	0.0	0-1

**Auburn Overall Rankings**

Category	Rank	No.
ERA	11th	5.32
Opp BA	14th	.272
Hits Allowed	14th	188
Walks	8th	77
Strikeouts	12th	191

**Auburn SEC-Only Rankings**

Category	Rank	No.
ERA	9th	6.38
Opp BA	9th	.283
Hits Allowed	10th	26
Walks	8th	13
Strikeouts	5th	28

**AUBURN PITCHING BREAKDOWN**

	W-L	ERA	IP	H	R	ER	BB	K	HR	AVG	W-L	ERA	IP	H	R	ER	BB	K	HR	AVG	
STARTERS	4-5	4.81	67.1	65	40	36	30	71	12	.255	HOME	11-3	5.56	136.0	150	91	84	60	138	15	.278
RELIEVERS	9-1	5.63	108.2	123	76	68	47	120	6	.282	ROAD	1-3	5.18	33.0	33	24	19	17	41	3	.260
TOTALS	13-6	5.32	176.0	188	116	104	77	191	18	.272	NEUT.	1-0	1.29	7.0	5	1	1	0	12	0	.200



**AUBURN 2023 GAME-BY-GAME STARTING LINEUPS**

DATE	OPP	1	2	3	4	5	6	7	8	9	SP
2/17	Indiana	Peirce	Foster	Irish	Kirby	LaRue	McMurray	Howell	Ware	Green	Allsup
2/18	Indiana	Peirce	Foster	Irish	Kirby	LaRue	Howell	Ware	Wortham	Green	Gonzalez
2/19	Indiana	Peirce	Foster	Irish	Kirby	McMurray	Howell	Ware	LaRue	Green	Nelson
2/21	vs. North Alabama	Peirce	Moss	Kirby	Irish	Ware	Dyal	Foster	Hill	Howell	Copeland
2/24	USC	Peirce	Moss	Kirby	Irish	Ware	Foster	Hill	LaRue	Howell	Allsup
2/25	USC	Peirce	Foster	Kirby	Irish	Ware	Howell	McMurray	LaRue	Moss	Herberholz
2/26	USC	Peirce	Foster	Kirby	Irish	Ware	Howell	McMurray	LaRue	Green	Isbell
3/1	Florida A&M	Hall	Foster	Kirby	Irish	Ware	Dyal	Howell	McMurray	Moss	Vail
3/3	Lipscomb	Howell	Foster	Kirby	Irish	Ware	Stanfield	McMurray	LaRue	Green	Bauman
3/4	Lipscomb	Howell	Foster	Kirby	Irish	Ware	Dyal	Stanfield	McMurray	Green	Herberholz
3/5	Lipscomb	Howell	Foster	Kirby	Irish	Ware	Stanfield	Hill	LaRue	Green	Crotchfelt
3/7	UAB	Howell	Foster	Kirby	Irish	Ware	Peirce	Stanfield	LaRue	Moss	Vail
3/8	at Jacksonville State	Bello	Foster	Kirby	Irish	Ware	Dyal	Stanfield	Wright	Green	Copeland
3/10	Southeastern	Howell	Foster	Kirby	Irish	Ware	Stanfield	Dyal	LaRue	Green	Bauman
3/11	Southeastern	Howell	Bello	Irish	Ware	Kirby	Stanfield	Moss	LaRue	Green	Crotchfelt
3/11	Southeastern	Howell	Stanfield	Irish	Ware	Kirby	Dyal	Miller	Hill	Green	Herberholz
3/14	Georgia Tech	Howell	Stanfield	Irish	Ware	Kirby	Miller	Green	Hall	LaRue	Vail
3/17	at Arkansas*	Howell	Foster	Irish	Ware	Kirby	Stanfield	Green	Hall	LaRue	Vail
3/18	at Arkansas*	Howell	Foster	Irish	Ware	Kirby	Dyal	Stanfield	Bello	Moss	Crotchfelt
3/19	at Arkansas*	Howell	Foster	Irish	Ware	Kirby	Stanfield	Miller	LaRue	Bello	Copeland
3/21	vs. South Alabama										
3/23	Georgia*										
3/24	Georgia*										
3/25	Georgia*										
3/28	North Alabama										
3/31	at Florida*										
4/1	at Florida*										
4/2	at Florida*										
4/4	at UAB										
4/6	Texas A&M*										
4/7	Texas A&M*										
4/8	Texas A&M*										
4/11	at Georgia Tech										
4/14	at Alabama*										
4/15	at Alabama*										
4/16	at Alabama*										
4/18	Samford										
4/21	Mississippi State*										
4/22	Mississippi State*										
4/23	Mississippi State*										
4/25	Troy										
4/28	at South Carolina*										
4/29	at South Carolina*										
4/30	at South Carolina*										
5/5	LSU*										
5/6	LSU*										
5/7	LSU*										
5/9	vs. Samford										
5/11	at Ole Miss*										
5/12	at Ole Miss*										
5/13	at Ole Miss*										
5/16	Jacksonville State										
5/18	Missouri*										
5/19	Missouri*										
5/20	Missouri*										

\* - SEC Game

**AUBURN 2023 GAME-BY-GAME STARTERS**

DATE	OPP	SP	C	1B	2B	3B	SS	LF	CF	RF	DH
2/17	Indiana	Allsup	LaRue	McMurray	Green	Ware	Foster	Peirce	Howell	Kirby	Irish
2/18	Indiana	Gonzalez	LaRue	Wortham	Green	Ware	Foster	Peirce	Howell	Kirby	Irish
2/19	Indiana	Nelson	LaRue	McMurray	Green	Ware	Foster	Peirce	Howell	Kirby	Irish
2/21	vs. North Alabama	Copeland	Dyal	Hill	Moss	Ware	Foster	Peirce	Howell	Kirby	Irish
2/24	USC	Allsup	LaRue	Hill	Moss	Ware	Foster	Peirce	Howell	Kirby	Irish
2/25	USC	Herberholz	LaRue	McMurray	Moss	Ware	Foster	Peirce	Howell	Kirby	Irish
2/26	USC	Isbell	LaRue	McMurray	Green	Ware	Foster	Peirce	Howell	Kirby	Irish
3/1	Florida A&M	Vail	Dyal	McMurray	Moss	Ware	Foster	Hall	Howell	Kirby	Irish
3/3	Lipscomb	Bauman	LaRue	McMurray	Green	Ware	Foster	Stanfield	Howell	Kirby	Irish
3/4	Lipscomb	Herberholz	Dyal	McMurray	Green	Ware	Foster	Stanfield	Howell	Kirby	Irish
3/5	Lipscomb	Crotchfelt	LaRue	Hill	Green	Ware	Foster	Stanfield	Howell	Kirby	Irish
3/7	UAB	Vail	LaRue	Irish	Moss	Ware	Foster	Stanfield	Howell	Kirby	Peirce
3/8	at Jacksonville State	Copeland	Wright	Irish	Green	Ware	Foster	Bello	Stanfield	Kirby	Dyal
3/10	Southeastern	Bauman	LaRue	Irish	Green	Ware	Foster	Stanfield	Howell	Kirby	Dyal
3/11	Southeastern	Crotchfelt	LaRue	Irish	Moss	Ware	Green	Stanfield	Howell	Kirby	Bello
3/11	Southeastern	Herberholz	Dyal	Irish	Ware	Miller	Green	Stanfield	Howell	Kirby	Hill
3/14	Georgia Tech	Vail	LaRue	Irish	Ware	Miller	Green	Stanfield	Howell	Hall	Kirby
3/17	at Arkansas*	Vail	LaRue	Irish	Green	Ware	Foster	Stanfield	Howell	Hall	Kirby
3/18	at Arkansas*	Crotchfelt	Dyal	Irish	Moss	Ware	Foster	Stanfield	Howell	Kirby	Bello
3/19	at Arkansas*	Copeland	LaRue	Irish	Ware	Miller	Foster	Stanfield	Howell	Kirby	Bello
3/21	vs. South Alabama										
3/23	Georgia*										
3/24	Georgia*										
3/25	Georgia*										
3/28	North Alabama										
3/31	at Florida*										
4/1	at Florida*										
4/2	at Florida*										
4/4	at UAB										
4/6	Texas A&M*										
4/7	Texas A&M*										
4/8	Texas A&M*										
4/11	at Georgia Tech										
4/14	at Alabama*										
4/15	at Alabama*										
4/16	at Alabama*										
4/18	Samford										
4/21	Mississippi State*										
4/22	Mississippi State*										
4/23	Mississippi State*										
4/25	Troy										
4/28	at South Carolina*										
4/29	at South Carolina*										
4/30	at South Carolina*										
5/5	LSU*										
5/6	LSU*										
5/7	LSU*										
5/9	vs. Samford										
5/11	at Ole Miss*										
5/12	at Ole Miss*										
5/13	at Ole Miss*										
5/16	Jacksonville State										
5/18	Missouri*										
5/19	Missouri*										
5/20	Missouri*										

\* - SEC Game



**2023 OVERALL STATS**



**2023 Auburn Baseball  
Overall Statistics for Auburn (as of Mar 19, 2023)  
(All games Sorted by Batting avg)**



Record: 13-6-1 Home: 11-3-1 Away: 1-3 Neutral: 1-0 SEC: 0-3

Player	avg	gp-gs	ab	r	h	2b	3b	hr	rbi	tb	slg%	bb	hp	so	gdp	ob%	sf	sh	sb-att	po	a	e	fld%	
8 Ware, Bryson	.431	20-20	72	21	31	7	1	9	23	67	.931	10	4	11	3	.511	2	2	1-1	13	29	2	.955	
18 Irish, Ike	.415	20-20	82	17	34	12	1	0	17	48	.585	10	1	14	5	.484	0	0	1-1	59	3	1	.984	
7 Foster, Cole	.393	17-17	61	16	24	3	0	2	17	33	.541	15	1	10	0	.519	0	1	1-3	16	47	2	.969	
3 Stanfield, Chris	.348	16-12	46	7	16	3	2	1	11	26	.565	4	3	8	0	.434	0	0	2-2	23	1	0	1.000	
5 Howell, Kason	.273	19-19	77	15	21	10	0	2	8	37	.481	6	3	16	1	.345	1	0	0-0	52	0	0	1.000	
14 Kirby, Justin	.257	20-20	74	19	19	5	1	7	20	47	.635	18	2	24	0	.415	0	0	4-4	22	1	0	1.000	
1 Green, Caden	.227	15-13	44	8	10	2	0	0	3	12	.273	7	1	8	2	.340	1	1	1-2	17	32	2	.961	
24 LaRue, Nate	.089	16-14	45	3	4	0	0	0	3	4	.089	6	0	20	0	.192	1	0	3-3	127	11	1	.993	
-----																								
27 Peirce, Bobby	.344	9-8	32	6	11	1	0	1	9	15	.469	0	0	3	0	.333	1	0	0-0	17	0	1	.944	
2 Hall, Josh	.286	14-3	14	4	4	0	0	0	4	4	.286	3	0	6	0	.412	0	0	1-1	5	1	0	1.000	
11 Miller, Gavin	.286	8-3	14	3	4	1	0	0	2	5	.357	4	3	5	0	.524	0	0	0-0	1	10	1	.917	
6 Dyal, Ryan	.261	9-7	23	4	6	0	0	0	3	6	.261	3	2	3	0	.393	0	0	0-0	43	4	1	.979	
26 McMurray, Cooper	.250	7-7	20	8	5	0	0	2	6	11	.550	6	2	9	0	.464	0	0	0-0	49	1	1	.980	
16 Hill, Cam	.250	7-4	12	1	3	0	0	0	2	3	.250	4	0	3	2	.438	0	0	0-0	19	0	0	1.000	
31 Bello, Mike	.208	11-4	24	4	5	0	0	0	3	5	.208	2	0	5	0	.259	1	0	0-0	9	0	0	1.000	
9 Moss, Brody	.167	8-7	18	4	3	0	0	0	4	3	.167	5	1	4	0	.360	1	0	0-0	8	10	1	.947	
10 Wortham, Brody	.167	10-1	12	2	2	0	0	0	2	2	.167	2	1	2	0	.333	0	0	0-0	23	2	0	1.000	
4 Wright, Carter	.000	7-1	10	1	0	0	0	0	0	0	.000	2	1	2	2	.231	0	0	0-0	20	5	0	1.000	
Totals	.297	20	680	143	202	44	5	24	137	328	.482	107	25	153	15	.407	8	4	14-17	528	179	13	.982	
Opponents	.272	20	691	116	188	43	1	18	110	287	.415	77	22	191	7	.359	9	5	17-19	506	179	16	.977	

LOB - Team (175), Opp (160). DPs turned - Team (10), Opp (16). IBB - Team (3), Ware, B. 2, Foster, C. 1. Picked off - LaRue, N. 1.

**(All games Sorted by Earned run avg)**

Player	era	w-l	app	gs	cg	sho	sv	ip	h	r	er	bb	so	2b	3b	hr	b/avg	wp	hp	bks	sfa	sha		
33 Cannon, Will	2.16	1-0	8	0	0	0/0	3	16.2	17	6	4	8	18	4	0	1	.279	1	3	0	1	1		
21 Vail, Tommy	2.55	2-1	6	4	0	0/0	0	17.2	4	5	5	10	22	2	0	1	.071	0	0	0	0	0		
41 Armstrong, John	3.44	4-0	9	0	0	0/0	1	18.1	12	8	7	6	17	1	0	1	.176	2	4	0	1	0		
25 Bauman, Tanner	4.00	1-0	6	2	0	0/0	0	18.0	20	9	8	8	17	4	1	1	.282	0	3	0	2	2		
77 Crotchfelt, Zach	4.87	0-1	5	3	0	0/0	0	20.1	18	14	11	10	21	4	0	2	.234	3	1	0	0	0		
54 Copeland, Konner	7.63	1-1	6	3	0	0/0	0	15.1	21	13	13	3	16	9	0	2	.339	0	2	0	1	0		
46 Allsup, Chase	7.71	0-0	7	2	0	0/0	2	14.0	24	12	12	7	17	5	0	2	.387	1	2	0	1	1		
29 Herberholz,Christia	7.90	0-1	6	3	0	0/0	0	13.2	21	14	12	4	15	7	0	3	.350	3	0	0	1	0		
-----																								
45 Gonzalez, Joseph	0.00	1-0	1	1	0	0/0	0	5.0	2	0	0	0	1	1	0	0	.125	0	0	0	0	0		
20 Sheehan, Tommy	0.00	0-0	1	0	0	0/0	0	0.1	0	0	0	2	1	0	0	0	.000	0	1	0	0	0		
22 Murphy, Hayden	2.08	0-0	4	0	0	0/0	0	4.1	6	1	1	1	0	1	0	0	.333	0	1	0	0	1		
17 Horne, Trevor	2.84	0-0	5	0	0	0/0	0	6.1	5	2	2	1	6	0	0	1	.208	1	0	0	0	0		
23 Carlson, Parker	4.15	1-0	7	0	0	0/0	0	4.1	6	4	2	5	8	1	0	0	.300	1	2	0	1	0		
43 Isbell, Chase	7.30	2-1	9	1	0	0/0	0	12.1	15	10	10	4	19	0	0	3	.288	0	0	0	0	0		
12 Nelson, Drew	12.15	0-1	4	1	0	0/0	0	6.2	8	10	9	5	9	3	0	1	.296	1	2	0	1	0		
44 Olson, Ryan	21.60	0-0	3	0	0	0/0	0	1.2	6	4	4	2	3	0	0	0	.600	0	0	0	0	0		
47 Keshock, Cameron	36.00	0-0	2	0	0	0/0	0	1.0	3	4	4	1	1	1	0	0	.500	0	1	0	0	0		
Totals	5.32	13-6	20	20	0	0/0	6	176.0	188	116	104	77	191	43	1	18	.272	13	22	0	9	5		
Opponents	7.04	6-13	20	20	0	1/1	4	168.2	202	143	132	107	153	44	5	24	.297	17	25	2	8	4		

PB - Team (3), Wright, C. 2, LaRue, N. 1, Opp (1). Pickoffs - Team (4), LaRue, N. 2, Crotchfelt,Z 1, Cannon, W. 1, Opp (1). SBA/ATT - LaRue, N. (12-14), Dyal, R. (3-3), Nelson, D. (3-3), Cannon, W. (2-3), Isbell, C. (2-2), Olson, R. (2-2), Crotchfelt,Z (1-2), Wright, C. (2-2), Carlson, P. (1-1), Bauman, T. (1-1), Vail, T. (1-1), Allsup, C. (1-1), Horne, T. (1-1), Murphy, H. (1-1), Herberholz,C (1-1).

**SEC-ONLY STATS**



**2023 Auburn Baseball**  
**Conference statistics for Auburn (as of Mar 19, 2023)**  
**(SEC games only Sorted by Batting avg)**



Record: 0-3 Home: 0-0 Away: 0-3 SEC: 0-3

Player	avg	gp-gs	ab	r	h	2b	3b	hr	rbi	tb	slg%	bb	hp	so	gdp	ob%	sf	sh	sb-att	po	a	e	fld%	
8 Ware, Bryson	.400	3-3	10	4	4	0	0	2	2	10	1.000	1	1	0	1	.500	0	0	0-0	3	3	0	1.000	
5 Howell, Kason	.231	3-3	13	1	3	1	0	1	1	7	.538	1	0	3	1	.286	0	0	0-0	7	0	0	1.000	
14 Kirby, Justin	.200	3-3	10	0	2	0	0	0	0	2	.200	2	0	5	0	.333	0	0	2-2	3	0	0	1.000	
31 Bello, Mike	.143	2-2	7	0	1	0	0	0	0	1	.143	0	0	1	0	.143	0	0	0-0	0	0	0	.000	
7 Foster, Cole	.111	3-3	9	0	1	0	0	0	0	1	.111	3	0	3	0	.333	0	0	0-0	4	6	1	.909	
3 Stanfield, Chris	.091	3-3	11	0	1	0	0	0	1	1	.091	1	0	2	0	.167	0	0	0-0	3	1	0	1.000	
18 Irish, Ike	.091	3-3	11	0	1	0	0	0	0	1	.091	0	1	3	1	.167	0	0	0-0	19	1	1	.952	
11 Miller, Gavin	.000	3-1	4	0	0	0	0	0	0	0	.000	0	2	2	0	.333	0	0	0-0	1	3	0	1.000	
-----																								
6 Dyal, Ryan	.250	2-1	4	0	1	0	0	0	0	1	.250	0	1	0	0	.400	0	0	0-0	12	0	0	1.000	
24 LaRue, Nate	.200	2-2	5	0	1	0	0	0	0	1	.200	0	0	3	0	.200	0	0	0-0	16	2	0	1.000	
2 Hall, Josh	.000	1-1	3	0	0	0	0	0	0	0	.000	0	0	1	0	.000	0	0	0-0	2	0	0	1.000	
9 Moss, Brody	.000	1-1	2	0	0	0	0	0	0	0	.000	0	0	1	0	.000	0	0	0-0	2	0	0	1.000	
10 Wortham, Brody	.000	1-0	1	0	0	0	0	0	0	0	.000	0	0	0	0	.000	0	0	0-0	0	1	0	1.000	
1 Green, Caden	.000	1-1	1	0	0	0	0	0	1	0	.000	1	0	0	0	.333	1	0	0-0	0	1	0	1.000	
4 Wright, Carter	.000	1-0	1	0	0	0	0	0	0	0	.000	0	0	0	0	.000	0	0	0-0	0	0	0	.000	
Totals	.163	3	92	5	15	1	0	3	5	25	.272	9	5	24	3	.271	1	0	2-2	72	21	2	.979	
Opponents	.283	3	92	21	26	6	0	3	21	41	.446	13	5	28	2	.393	2	0	1-2	81	28	1	.991	

LOB - Team (21), Opp (19). DPs turned - Team (2), Opp (3). Picked off - LaRue, N. 1.

**(SEC games only Sorted by Earned run avg)**

Player	era	w-l	app	gs	cg	sho	sv	ip	h	r	er	bb	so	2b	3b	hr	b/avg	wp	hp	bks	sfa	sha
33 Cannon, Will	0.00	0-0	1	0	0	0/0	0	4.2	2	0	0	2	4	0	0	0	.154	0	1	0	0	0
77 Crotchfelt, Zach	6.75	0-1	1	1	0	0/0	0	4.0	5	6	3	1	5	2	0	1	.278	0	1	0	0	0
54 Copeland, Konner	10.12	0-1	1	1	0	0/0	0	2.2	3	3	3	1	2	1	0	1	.333	0	2	0	0	0
21 Vail, Tommy	10.80	0-1	1	1	0	0/0	0	3.1	2	4	4	4	4	1	0	1	.182	0	0	0	0	0
-----																						
29 Herberholz, Christia	0.00	0-0	1	0	0	0/0	0	2.0	0	0	0	0	3	0	0	0	.000	0	0	0	0	0
12 Nelson, Drew	0.00	0-0	1	0	0	0/0	0	1.2	0	0	0	1	5	0	0	0	.000	0	0	0	0	0
43 Isbell, Chase	0.00	0-0	2	0	0	0/0	0	1.0	1	0	0	0	1	0	0	0	.250	0	0	0	0	0
23 Carlson, Parker	0.00	0-0	1	0	0	0/0	0	0.1	0	0	0	1	0	0	0	0	.000	0	0	0	0	0
41 Armstrong, John	9.00	0-0	1	0	0	0/0	0	2.0	5	3	2	1	2	0	0	0	.455	0	1	0	1	0
25 Bauman, Tanner	13.50	0-0	1	0	0	0/0	0	2.0	4	3	3	2	1	1	0	0	.444	0	0	0	1	0
46 Allsup, Chase	54.00	0-0	1	0	0	0/0	0	0.1	4	2	2	0	1	1	0	0	.800	0	0	0	0	0
Totals	6.38	0-3	3	3	0	0/0	0	24.0	26	21	17	13	28	6	0	3	.283	0	5	0	2	0
Opponents	1.67	3-0	3	3	0	1/1	2	27.0	15	5	5	9	24	1	0	3	.163	1	5	0	1	0

Pickoffs - Team (2), LaRue, N. 1, Cannon, W. 1, Opp (1). SBA/ATT - LaRue, N. (1-2), Cannon, W. (0-1), Nelson, D. (1-1).

**2023 GAME SUMMARY**



**2023 Auburn Baseball  
Games Summary for Auburn (as of Mar 19, 2023)  
(All games)**



Score by innings	1	2	3	4	5	6	7	8	9	EX	Total
Auburn	22	14	21	19	15	23	9	11	8	1	143
Opponents	16	7	19	22	9	18	6	12	7	0	116

**Record when ...**

Overall	13-6-1	After 6 leading	9-1-1
Conference	0-3	..... trailing	3-5
Non-Conference	13-3-1	..... tied	1-0
Home games	11-3-1	After 7 leading	8-1
Away games	1-3	..... trailing	2-5
Neutral site	1-0	..... tied	1-0-1
Day games	5-6-1	After 8 leading	9-0
Night games	8-0	..... trailing	0-6
vs Left starter	3-1	..... tied	2-0-1
vs Right starter	10-5-1		
1-Run games	3-1	Hit 0 home runs	2-1
2-Run games	1-0	... 1 home run	8-4
5+Run games	5-5	... 2+ home runs	3-1-1
Extra innings	1-0		
Shutouts	0-1	Opponent 0 home runs	7-1
		..... 1 home run	4-5
		..... 2+ HRs	2-0-1
Scoring 0-2 runs	0-3		
..... 3-5 runs	3-2		
..... 6-9 runs	5-1	Made 0 errors	7-2
..... 10+ runs	5-0-1	.... 1 error	5-3-1
		.... 2+ errors	1-1
Opponent 0-2 runs	4-0		
..... 3-5 runs	5-1	Opp. made 0 errors	6-4
..... 6-9 runs	2-4	..... 1 error	3-2
..... 10+ runs	2-1-1	..... 2+ errors	4-0-1
Scored in 1st inning	4-0-1	Out-hit opponent	11-0
Opp. scored in 1st	3-3-1	Out-hit by opponent	1-6
Scores first	7-2	Hits are tied	1-0-1
Opp. scores first	6-4-1		

**Record when team scores:**

Runs	0	1	2	3	4	5	6	7	8	9	10+
W-L	0-1	0-0	0-2	0-2	2-0	1-0	2-0	2-1	1-0	0-0	5-0

**Record when opponent scores:**

Runs	0	1	2	3	4	5	6	7	8	9	10+
W-L	0-0	4-0	0-0	4-0	1-0	0-1	1-0	0-1	1-2	0-1	2-1

**Record when leading after:**

Inn.	1	2	3	4	5	6	7	8
W-L	4-0	4-1	6-2	8-1	8-1	9-1	8-1	9-0

**Record when trailing after:**

Inn.	1	2	3	4	5	6	7	8
W-L	3-3	3-3	3-4	3-5	3-5	3-5	2-5	0-6

**Record when tied after:**

Inn.	1	2	3	4	5	6	7	8
W-L	6-3	6-2	4-0	2-0	2-0	1-0	1-0	2-0

Current losing streak: 3  
 Longest winning streak: 10  
 Longest losing streak: 3

Home attendance : 50269 ( 15 dates avg = 3351 )  
 Away attendance : 35267 ( 5 dates avg = 7053 )  
 Total attendance: 85536 ( 20 dates avg = 4276 )

**CAREER vs. SOUTH ALABAMA**



**Individual Career History  
vs South Alabama**



Armstrong, John

Year	avg	gp-gs	ab	r	h	2b	3b	hr	rbi	tb	slg%	bb	hbp	so	gdp	ob%	sf	sh	sb-att	po	a	e	fld%
2022	.000	0-0	0	0	0	0	0	0	0	0	.000	0	0	0	0	.000	0	0	0-0	1	0	0	1.000
TOTAL	.000	0-0	0	0	0	0	0	0	0	0	.000	0	0	0	0	.000	0	0	0-0	1	0	0	1.000

Year	era	w-l	app	gs	cg	sho	sv	ip	h	r	er	bb	so	2b	3b	hr	bf	bavg	wp	hbp	bk	sfa	sha
2022	0.00	0-0	1	0	0	0/0	0	0.1	0	0	0	0	0	0	0	0	1	.000	0	0	0	0	0
TOTAL	0.00	0-0	1	0	0	0/0	0	0.1	0	0	0	0	0	0	0	0	1	.000	0	0	0	0	0

Bello, Mike

Year	avg	gp-gs	ab	r	h	2b	3b	hr	rbi	tb	slg%	bb	hbp	so	gdp	ob%	sf	sh	sb-att	po	a	e	fld%
2022	.250	1-1	4	1	1	0	0	0	1	1	.250	1	0	1	0	.400	0	0	0-0	4	0	0	1.000
TOTAL	.250	1-1	4	1	1	0	0	0	1	1	.250	1	0	1	0	.400	0	0	0-0	4	0	0	1.000

Dyal, Ryan

Year	avg	gp-gs	ab	r	h	2b	3b	hr	rbi	tb	slg%	bb	hbp	so	gdp	ob%	sf	sh	sb-att	po	a	e	fld%
2022	.000	1-1	3	0	0	0	0	0	0	0	.000	0	0	1	0	.000	0	0	0-0	6	0	0	1.000
TOTAL	.000	1-1	3	0	0	0	0	0	0	0	.000	0	0	1	0	.000	0	0	0-0	6	0	0	1.000

Hill, Cam

Year	avg	gp-gs	ab	r	h	2b	3b	hr	rbi	tb	slg%	bb	hbp	so	gdp	ob%	sf	sh	sb-att	po	a	e	fld%
2022	1.000	1-0	1	0	1	0	0	0	1	1	1.000	0	0	0	0	1.000	0	0	0-0	0	0	0	.000
TOTAL	1.000	1-0	1	0	1	0	0	0	1	1	1.000	0	0	0	0	1.000	0	0	0-0	0	0	0	.000

Howell, Kason

Year	avg	gp-gs	ab	r	h	2b	3b	hr	rbi	tb	slg%	bb	hbp	so	gdp	ob%	sf	sh	sb-att	po	a	e	fld%
2019	.000	1-1	3	0	0	0	0	0	1	0	.000	0	0	0	0	.000	1	0	1-1	2	0	0	1.000
2022	.000	1-1	3	2	0	0	0	0	0	0	.000	2	0	1	0	.400	0	0	0-0	2	0	1	.667
TOTAL	.000	2-2	6	2	0	0	0	0	1	0	.000	2	0	1	0	.222	1	0	1-1	4	0	1	.800

Isbell, Chase

Year	avg	gp-gs	ab	r	h	2b	3b	hr	rbi	tb	slg%	bb	hbp	so	gdp	ob%	sf	sh	sb-att	po	a	e	fld%
2022	0.00	0-0	1	0	0	0/0	0	1.0	1	0	0	0	1	1	0	0	4	.250	0	0	0	0	0
TOTAL	0.00	0-0	1	0	0	0/0	0	1.0	1	0	0	0	1	1	0	0	4	.250	0	0	0	0	0

LaRue, Nate

Year	avg	gp-gs	ab	r	h	2b	3b	hr	rbi	tb	slg%	bb	hbp	so	gdp	ob%	sf	sh	sb-att	po	a	e	fld%
2022	.000	1-0	1	0	0	0	0	0	0	0	.000	0	0	0	0	.000	0	0	0-0	5	0	0	1.000
TOTAL	.000	1-0	1	0	0	0	0	0	0	0	.000	0	0	0	0	.000	0	0	0-0	5	0	0	1.000

**CAREER vs. SOUTH ALABAMA**



**Individual Career History  
vs South Alabama**

Peirce, Bobby

Year	avg	gp-gs	ab	r	h	2b	3b	hr	rbi	tb	slg%	bb	hbp	so	gdp	ob%	sf	sh	sb-att	po	a	e	fld%
2022	.667	1-0	3	1	2	0	1	0	1	4	1.333	0	0	0	0	.667	0	0	0-0	1	0	0	1.000
TOTAL	.667	1-0	3	1	2	0	1	0	1	4	1.333	0	0	0	0	.667	0	0	0-0	1	0	0	1.000


Ware, Bryson

Year	avg	gp-gs	ab	r	h	2b	3b	hr	rbi	tb	slg%	bb	hbp	so	gdp	ob%	sf	sh	sb-att	po	a	e	fld%
2022	.000	1-1	2	0	0	0	0	0	0	0	.000	0	0	2	0	.000	0	0	0-0	0	0	0	.000
TOTAL	.000	1-1	2	0	0	0	0	0	0	0	.000	0	0	2	0	.000	0	0	0-0	0	0	0	.000

# TV/RADIO ROSTER



1 CADEN GREEN



2 JOSH HALL




3 CHRIS STANFIELD



4 CARTER WRIGHT



5 KASON HOWELL



6 RYAN DYAL



7 COLE FOSTER



8 BRYSON WARE



9 BRODY MOSS



10 BRODY WORTHAM



11 GAVIN MILLER



12 DREW NELSON




14 JUSTIN KIRBY



16 CAM HILL



17 TREVOR HORNE



18 IKE IRISH



20 TOMMY SHEEHAN



21 TOMMY VAIL



22 HAYDEN MURPHY



23 PARKER CARLSON



24 NATE LARUE



25 TANNER BAUMAN



26 COOPER MCMURRAY



27 BOBBY PEIRCE




28 ELLIOT BRAY



29 CHRISTIAN HERBERHOLZ



31 MIKE BELLO



33 WILL CANNON



37 MASON LAND



41 JOHN ARMSTRONG



43 CHASE ISBELL



44 RYAN OLSON



45 JOSEPH GONZALEZ



46 CHASE ALLSUP



47 CAMERON KESHOCK



51 TY MAULDIN



54 KONNER COPELAND



77 ZACH CROTCHFELT



30 BUTCH THOMPSON



36 KARL NONEMAKER



39 GABE GROSS



40 DARON SCHOENROCK