



# 2020 AUBURN FOOTBALL

AUBURN ATHLETICS COMMUNICATIONS: 392 SOUTH DONAHUE DRIVE || AUBURN, AL 36830 || AUBURNTIGERS.COM || @AUBURNTIGERS

## 2020 SCHEDULE/RESULTS

5-3, 5-3 SEC

DATE	OPPONENT	RESULT	NETWORK
Sept. 26	#23 KENTUCKY*	W, 29-13	SECN
Oct. 3	at #4 Georgia*	L, 27-6	ESPN
Oct. 10	ARKANSAS*	W, 30-28	ESPN
Oct. 17	at South Carolina *	L, 30-22	ESPN
Oct. 24	at Ole Miss*	W, 35-28	SECN
Oct. 31	LSU*	W, 48-11	CBS
Nov. 14	at Mississippi St*	postponed	
Nov. 21	TENNESSEE*	W, 30-17	ESPN
Nov. 28	at #1 Alabama	L, 42-13	CBS
Dec. 5	#5 TEXAS A&M*	ESPN	11 am
Dec. 12	at Mississippi St*	TBA	TBA

All times Central - home games in CAPS - \*SEC game

### TV: ESPN

- » **Play-by-Play** ..... Sean McDonough
- » **Analyst** ..... Todd Blackledge
- » **Sideline Reporter** ..... Allison Williams
- » **Sideline Analyst** ..... Todd McShay
- » **Online:** WatchESPN

### RADIO: AUBURN SPORTS NETWORK

- » **Play-by-Play** ..... Andy Burcham
- » **Analyst** ..... Stan White
- » **Sideline** ..... Ronnie Brown
- » **Locker Room** ..... Brad Law
- » **Studio Host** ..... Paul Ellen
- » **Local** ..... WTGZ 93.9 FM
- » **Satellite** ..... Sirius 98/XM 192
- » **Online:** ..... AuburnTigers.com | TuneIn App

### SOCIAL: #WAREAGLE

- » Official Twitter ..... @AuburnFootball

### AUBURN ATHLETICS COMMUNICATIONS

KIRK SAMPSON ..... Associate AD  
 ..... kirk@auburn.edu  
 SHELLY POE ..... Assistant AD/Primary Contact  
 ..... slp0019@auburn.edu  
 CODY VOGA ..... Assistant Director  
 ..... cjv0011@auburn.edu  
 KENDRA WILLARD ..... Assistant Director  
 ..... kal0014@auburn.edu  
 TODD VAN EMST ..... Photographer  
 ..... vanemtj@auburn.edu

Web ..... AuburnTigers.com  
 Twitter ..... @Auburn Football  
 Office Phone ..... (334) 844-9800

## GAME

# 9

## TEXAS A&M

Dec. 5, 2020 • 11:00 a.m. CT • ESPN  
 Auburn, Ala. • Jordan-Hare Stadium



vs.



Site ..... Jordan-Hare Stadium (87,451)  
 TV ..... ESPN  
 Radio ..... Auburn Sports Network  
 Live Stats ..... AuburnTigers.com  
 Twitter ..... @AuburnFootball  
 Series Record ..... tied 5-5  
 In Auburn ..... TAMU leads 3-1  
 Last Result .... Auburn 28, Texas A&M 20 (2019)

**AUBURN**  
 Rankings ..... RV AP/RV USA Today  
 2020 Record ..... 5-3, 5-3 (SEC)  
 Head Coach ..... Gus Malzahn  
 Record at AU (Yrs.) ..... 67-34 (8th)

**TEXAS A&M**  
 Rankings ..... 5 AP/6 USA Today  
 2020 Record ..... 6-1, 6-1 (SEC)  
 Head Coach ..... Jimbo Fisher  
 Record at TAMU (Yrs.) ..... 23-10 (3rd)

» Auburn hosts No. 5 Texas A&M on Saturday, December 5, for the 2020 home finale at Jordan-Hare Stadium in Auburn; the 11:00 a.m. CT contest will be televised by ESPN. A majority of the 17,490 available seats will go to students; Auburn is the only SEC institution to allocate the majority of its limited capacity tickets to students.

The 18 Auburn seniors in their last home game: Chris Bobo, K.J. Britt, Big Kat Bryant, Tanner Dean, Devin Guice, Trent Kelley, Grant Loy, James Owens Moss, T.D. Moultry, Daquan Newkirk, Jordyn Peters, Prince Micheal Sammons, Clarke Smith, Eli Stove, Bill Taylor, Barrett Tindall, Tyrone Truesdell and Jacob vonEschenbach. Auburn has an all-time record of 86-28-6 in the final game played in Auburn each season.

### SERIES HISTORY

» The all-time series between Texas A&M and Auburn is tied 5-5. The teams first met in Dallas in 1911, a 16-0 Texas A&M victory, and also played in Dallas at the end of the 1985 season, when the two schools met in the 1986 Cotton Bowl on New Year's Day (a 36-16 Texas A&M win).

Prior to the 2018 Auburn 28-24 win at Jordan-Hare Stadium, the visiting team had won every matchup since Texas A&M joined the SEC in 2012. In the first matchup of the teams as SEC members, Texas A&M was a 63-21 winner in 2012 in Auburn. The Tigers won a 45-41 shootout at A&M in 2013, with the Aggies winning 41-38 in Auburn in 2014. Auburn was a 26-10 winner in College Station in 2015, and Texas A&M won 29-16 in the last meeting (2016) at Jordan-Hare Stadium in Auburn. Auburn was a 42-27 victor at Texas A&M in 2017, won 28-24 in Auburn in 2018, and was a 28-20 winner at Texas A&M last season.

### IN DECEMBER

» Auburn is 22-24-2 (.479) all-time in December. Auburn's only previous December home game was a 30-20 win over Alabama in 1989. Away from Auburn, the Tigers are 21-24-2 (.468). Auburn is 3-1 in December under Gus Malzahn. This will be Auburn's first-ever game on December 5.

### KICKOFF COVERAGE

» Auburn is one of only 14 teams nationally with both a fumble return and an interception return for scores this season

» Redshirt freshman Colby Wooden is second in the SEC with 8.5 TFL this season; Wooden has recorded at least 0.5 TFL in every game but one. As a team, the Tigers are fifth in the SEC with 45.0 TFL



» Zakoby McClain is sixth in the SEC averaging 9.6 tackles per game (77 total) and Owen Pappoe is 10 in the conference with an 8.4 average (67 total)

» Bo Nix's 91-yard TD pass to Anthony Schwartz vs. LSU is tied for the longest pass play in the SEC and the third-longest in the FBS this season

» True freshman Tank Bigsby is seventh in the SEC in all-purpose average (119.5/gm) and has accounted for more than a quarter (11-43) of Auburn's plays of 20+ yards this season (8 KOR, 3 rush). Seth Williams has 11 receptions of 20+ yards as well this season

» Bigsby, whose 566 rushing yards rank fourth among all FBS freshmen, was the first Auburn freshman to rush for 100 yards in three consecutive games; previously only Bo Jackson (1982) and Michael Dyer (2010) rushed for three 100-yard games against SEC opposition as Auburn freshmen

» Jamien Sherwood is one of only four players in the SEC with two or more fumble recoveries this season

	vs. #23 Kentucky Sept. 26 Auburn, AL W, 29-13 SECN	Bo Nix 233 yds passing, Seth Williams 112 yds receiving, 2 TD receptions ... Eli Stove TD catch, D.J. Williams TD run ... Roger McCreary INT ... fumble recoveries by Jamien Sherwood, Owen Pappoe ... leading tacklers K.J, Britt (11), Smoke Monday (10), Pappoe (8), Zakoby McClain (8) ... mostly student crowd of 17,490
	at #4 Georgia Oct. 3 Athens, GA L, 27-6 ESPN	125th meeting in the Deep South's Oldest Rivalry ... Tank Bigsby leading rusher (31 yds), receiver (68 yds) and returner (72 KOR yds) in his first start ... four double-figure tacklers: Jamien Sherwood (14), Jordyn Peters (13), K.J. Britt (12), Zakoby McClain (11) ... 13th AP Top 10 matchup of Gus Malzahn's tenure
	vs. Arkansas Oct. 10 Auburn, AL W, 30-28 ESPN	39-yard Anders Carlson field goal with 0:07 remaining is the gamewinner ... Carlson 12 pts scored (3 FG, 3 PAT) ... Barton Lester TD on recovery of punt blocked by Jordyn Peters ... Tank Bigsby 146 yards rushing ... Anthony Schwartz 100 yards receiving ... Zakoby McClain (13), Owen Pappoe (10) leading tacklers
	at South Carolina Oct. 17 Columbia, SC L, 30-22 ESPN	First trip to Columbia since 2011 ... Tank Bigsby 111 yds rushing, TD ... Eli Stove 7 receptions, 60 yds, 1 TD ... Anthony Schwartz 6 catches, 59 yds ... Seth Williams 4 catches, 74 yds ... Bo Nix 24-47, 272 yds passing with 1 TD, 3 INT ... Owen Pappoe INT, 10 tackles; Zakoby McClain sack, 13 tackles ... Anders Carlson 3 FG
	at Ole Miss Oct. 24 Oxford, MS W, 35-28 SECN	Gamewinning score 58-yard TD pass from Bo Nix to Seth Williams with 1:14 left ... Williams 150 rec yds on 8 catches; Nix 23-30, 238 yds ... Tank Bigsby 129 rush yds, 2 TD ... Nix, Shaun Shivers rush TD ... INT by Roger McCreary, Jordyn Peters ... Owen Pappoe (14), Smoke Monday (12), Jamien Sherwood (11) top tacklers
	vs. LSU Oct. 31 Auburn, AL W, 48-11 CBS	Largest margin of victory in series history (+37) ... 506 total offense yds ... Bo Nix 18-24, 300 pass yds, 3 TD; 91-yd TD pass to Anthony Schwartz (4 rec, 123 yds) ... TD runs: Tank Bigsby (2), Nix ... TD catches: Eli Stove, Ze'Vian Capers ... Christian Tutt 20-yd fumble return TD ... Nehemiah Pritchett, Big Kat Bryant INTs
	at Mississippi St. Nov. 14 Starkville, MS 3:00 p.m. SECN	Game postponed due to Covid ...
	vs. Tennessee Nov. 21 Auburn, AL W, 30-17 ESPN	21-day layoff prior to game ... 100-yd Smoke Monday interception return for TD ... Bo Nix to Anthony Schwartz 54-yd pass TD ... D.J. Williams 9-yd rush TD ... Anders Carlson 12 pts scored (3 FG, 3 PAT) ... Owen Pappoe (12), Jamien Sherwood (8) top tacklers ... Colby Wooden 1.5 sacks ... Nix 17-26 passing for 220 yards
	at #1 Alabama Nov. 28 Tuscaloosa, AL L, 42-13 CBS	85th Iron Bowl ... Eli Stove 7 receptions ... Bo Nix 23-38 passing, 227 yards, 2 int ... Nix 1-yd touchdown run ... Anders Carlson FG made 47, 45 yds ... Zakoby McClain (9), Smoke Monday (7) top tacklers ... QB sacks by Big Kat Bryant, Jaren Handy ... Smoke Monday forced fumble, Jamien Sherwood fumble recovery
	vs. #5 Texas A&M Dec. 5 Auburn, AL Time TBA TV TBA	Senior Day ...
	at Mississippi St. Dec. 12 Starkville, MS Time TBA TV TBA	Regular season finale ... game postponed from November 14



**STUDENT-ATHLETE EXPERIENCE: ACADEMICS**

**THE GRADUATES**

» Eleven players on the 2020 Auburn roster have already received bachelor's degrees:

- Malcolm Askew
- Brandon Council (Akron)
- Devin Guice
- Brodarious Hamm
- Trent Kelley
- Grant Loy (Bowling Green)
- Caylin Newton (Howard)
- Prince Micheal Sammons
- Clarke Smith
- Eli Stove
- Chandler Wooten

**SEC HONOR ROLL**

» There were 31 Auburn representatives on the SEC Academic Honor Roll for the 2019 season, including current team members Nick Brahms, K.J. Britt, Anders Carlson, Tanner Dean, Jacob Jasinski, Trent Kelley, Russ Logan, Jackson McFadden, Cameron Payne, Jordyn Peters, Erik Piedy, Jacob Quattlebaum, Malcolm Russell, Prince Micheal Sammons, Cord Sandberg, Bill Taylor, Barrett Tindall and Brooks Walton. Team members had a 3.0 GPA for the previous school year or a cumulative 3.0 GPA or higher. These student-athletes will also be recognized as Academic Top Tigers.

**AD HONOR ROLL**

» Student-athletes earn a spot on the AD Honor Roll with a combined 3.50 GPA or higher for the school year. Football had 16 players honored in 2019-20, including current team members Nick Brahms, Anders Carlson, Luke Deal, Tyler Fromm, Trey Lindsey, Russ Logan, Jackson McFadden, Tommy Nesmith, Bo Nix, Ben Patton, Erik Piedy, David Shannon, Bill Taylor and Brooks Walton.

**SEC FIRST-YEAR ACADEMIC HONOR ROLL**

» Auburn football had 13 representatives on the 2019-20 SEC First-Year Academic Honor Roll, recognizing freshmen and transfer student-athletes with a cumulative 3.0 GPA or higher. Current team members honored included O.C. Brothers, Luke Deal, Tyler Fromm, Keiondre Jones, Barton Lester, Trey Lindsey, Tommy Nesmith, Bo Nix, Ben Patton, Jacoby Puckett, Zion Puckett and Mark-Antony Richards.

**TOTAL OFFENSE**

» Auburn has scored in all 101 games of the Malzahn era, the second-longest streak in school history. Auburn was last shut out by No. 2 Alabama 49-0 in Tuscaloosa in 2012, the last game prior to Malzahn taking over at Auburn.

Games	Dates
149	10/4/1980-11/14/1992
<b>101</b>	<b>8/31/2013-Current</b>

» Against Arkansas, South Carolina, Ole Miss and LSU, Auburn rushed for at least 200 yards in four straight games for the first time since 2017.

» There have been 10 600-yard total offense games and 30 500-yard games during Malzahn's tenure as head coach at Auburn, the latest being 503 yards against LSU this season.

Under Malzahn, Auburn has gained 200+ yards total offense in a quarter 18 times (the latest: 200 yards in the third quarter vs. Kent State in 2019); and nine times vs. SEC teams (latest: 228-yard third quarter at Ole Miss 2018).

» Auburn has scored first in 36 of its last 52 games, dating back to the final four contests of the 2016 campaign. The Tigers are 49-16 under Coach Gus Malzahn when scoring first.

» Under Malzahn, the Tigers have gained 20 or more first downs in 70-101 (.693) games, with 39 games with 25+ first downs. Auburn gained 32 first downs against Kent State in 2019, the sixth time the Tigers gained at least 30 first downs under Malzahn. Auburn averages 21.80 first downs per game under Malzahn.

» Auburn recorded three straight 30-point games (35 points at Ole Miss, 48 points vs. LSU and 30 points vs. Tennessee) for the first time since 2017.

The 63 points scored against both Purdue and Alabama State in 2018 are the most by Auburn during the Malzahn era. Under Malzahn,

Auburn has scored 40 points or more 35 times in 100 games, 50+ points 17 times and 60+ points three times.

In 2019, Auburn scored 50+ points in four games in a season for just the third season in program history; others were in 2010 (6) and in 2016 (4).

» Auburn passed and rushed for more than 200 yards in three consecutive games against South Carolina, Ole Miss and LSU, averaging 213.0 rushing yards and 270.0 passing yards in those games for an average of 483.0 yards of total offense. It was the first time the Tigers have passed and rushed for at least 200 yards in three straight games since doing so in four straight games in 2017.

Against LSU, Auburn threw for 300 yards and rushed for 206 yards, the third time the Tigers have totaled 300 passing yards and 200 rushing yards in a game under head coach Gus Malzahn.

» Auburn has produced a 100-yard rusher in 58 of 101 games under head coach Gus Malzahn. Fifteen different Tigers have rushed for 100 yards in a game under Malzahn (72 100-yd performances).

Auburn's record with a 100-yard rusher under Malzahn is 45-13; with two 100-yard rushers in the same game, it's 13-0 and 1-0 with three 100-yard rushers.

» Current players' 100-yard rushing games:  
**Tank Bigsby (3):** Arkansas, 2020 (146); South Carolina, 2020 (111), Ole Miss, 2020 (129)  
**Shaun Shivers (2):** Alabama St, 2018 (117); Kent St, 2019 (102)

**D.J. Williams (1):** LSU, 2019 (130)

» 2019 SEC Freshman of the Year Bo Nix started the 2020 campaign with a 233-yard passing performance against Kentucky, connecting for two scores to Seth Williams and another to Eli Stove.

**AUBURN BY THE NUMBERS**

Category	2020	Under Malzahn
Record	5-3	67-34
SEC	5-3	38-26
West	3-1	29-17
East	2-2	9-9
Non-Conf	0-0	28-7
Home	4-0	45-10
Away	1-3	16-18
Neutral	0-0	6-6
Day	4-2	36-22
Night	1-1	31-12
TV Games	5-3	66-34
ABC	0-0	2-0
CBS	1-1	10-15
ESPN	2-2	19-14
ESPN2	0-0	6-3
ESPNU	0-0	4-0
FSN	0-0	2-0
SEC Network	2-0	23-2

Scoring first	3-1	49-16
Opp scoring first	2-2	18-18
Leading at half	3-1	53-9
Trailing at half	0-2	9-23
Tied at half	2-0	5-2
Leading after 3Q	4-0	58-4
Trailing after 3Q	0-3	6-26
Tied after 3Q	1-0	3-4
Overtime Games	0-0	1-2

Scoring <20 pts	0-2	1-18
Scoring 20+ pts	5-1	66-16
Scoring 30+ pts	4-0	51-5
Scoring 40+ pts	1-0	34-2
Allowing <20 pts	3-0	40-4
Allowing 20+ pts	2-3	27-30
Allowing 30+ pts	0-2	7-17

Rushing for <100 yds	1-1	4-9
Rushing for 100+ yds	4-2	63-25
Rushing for 200+ yds	3-1	49-9
Rushing for 300+ yds	0-0	23-1
Passing for 200+ yds	4-2	39-14
Passing for 300+ yds	1-0	6-4

Totaling <300 yds	0-1	3-15
Totaling 300+ yds	5-2	64-19
Totaling 400+ yds	3-1	48-10
Totaling 500+ yds	1-0	28-2
Allowing <100 yds	0-0	1-0
Allowing <300 yds	0-1	22-4
Allowing 300+ yds	5-2	45-30

Having 100-yd rusher	2-1	45-13
Having 2 100-yd rushers	0-0	13-0
Having 100-yd receiver	4-0	20-6
Opp 100-yd rusher	1-0	14-18
Opp 100-yd receiver	0-2	14-14

No turnovers	3-0	25-5
<3 turnovers	5-2	59-25
3+ turnovers	0-1	8-11
No takeaways	1-1	10-12
<3 takeaways	3-3	48-28
3+ takeaways	2-0	19-4
Win turnover battle	3-0	36-9
Lose turnover battle	0-3	14-19
Turnovers even	2-0	17-6
30:00+ possession	3-1	36-12
<30:00 possession	2-2	31-22

**STUDENT-ATHLETE EXPERIENCE: FACILITIES**

» An important upgrade in the recent Jordan-Hare Stadium renovation provides an expanded home locker room for Auburn football student-athletes, more than doubling the previous space, accented with state of the art lighting, speakers and sound system in a customized orange and blue decor in the south end zone.





**QUICK FACTS**

**GENERAL INFORMATION**

Location.....Auburn, Ala.  
 Founded.....1856  
 Joined SEC.....1932 (Original member)  
 Enrollment.....30,440  
 Nickname.....Tigers  
 Colors.....Burnt Orange and Navy Blue  
 Facility (Capacity).....Jordan-Hare Stadium (87,451)  
 Jordan-Hare Stadium Record.....334-84-7  
 Playing Surface.....Natural Grass  
 Interim President.....Dr. Jay Gogue  
 Director of Athletics.....Allen Greene  
 Faculty Representative.....Dr. Beverly Marshall

**FOOTBALL HISTORY**

First Year of Football.....1892  
 All-Time Record (Years).....781-448-47 (128th)  
 All-Time SEC Record (Years).....329-256-18 (86th)  
 Number of SEC Championships (Last).....8 (2013)  
 All-Time Bowl Record.....24-18-2  
 Number of National Championships...2 (1957, 2010)  
 Heisman Trophy winners.....3  
 First-Team All-Americans.....80  
 National Coach of the Year winners.....3  
 First-Team all-SEC Selections.....263

**COACHING STAFF**

Head Coach.....Gus Malzahn  
 Alma Mater, Year.....Henderson State, 1990  
 Year as Head Coach at Auburn.....8th  
 Associate Head Coach/DL.....Rodney Garner  
 Offensive Coordinator/QBs.....Chad Morris  
 Defensive Coordinator.....Kevin Steele  
 Co-Def Coordinator/Linebackers.....Travis Williams  
 Co-Off Coordinator/Receivers.....Kodi Burns  
 Tight Ends/H-Backs/Special Teams.....Larry Porter  
 Offensive Line.....Jack Bicknell Jr.  
 Running Backs.....Carnell Williams  
 Defensive Backs.....Wesley McGriff  
 Outside Linebackers.....Al Pogue

**2020 HONORS**

- » **Tank Bigsby**  
 SEC freshman of week (Ole Miss)  
 Hornung Award honor roll (Arkansas)  
 FWAA Fresh Four (Ole Miss)  
 Maxwell Award, FWAA Freshman All-America watch list  
 PFF College midseason All-Freshman team
- » **K.J. Britt**  
 Reese's Senior Bowl invitation
- » **Nick Brahm**  
 SEC offensive lineman of week (Tennessee)
- » **Anders Carlson**  
 Lou Groza Award star of week list (Arkansas)
- » **Derick Hall**  
 SEC defensive lineman of week (LSU)
- » **Roger McCreary**  
 PFF College team of week (Kentucky)
- » **Smoke Monday**  
 SEC defensive player of week (Tennessee)
- » **Bo Nix**  
 Hornung Award honor roll (Kentucky)  
 Manning Award star of week (Ole Miss)
- » **Jaylin Simpson**  
 SEC freshman of week (Kentucky)  
 Thorpe Award honor roll (Kentucky)
- » **Seth Williams**  
 SEC offensive player of week (Ole Miss)

Three TD passes against Kentucky tied his career best (also 2019 at Arkansas) and Nix posted his sixth career 200-yard passing game with 238 yards passing and a 58-yard gamewinning TD pass to Williams at Ole Miss. Against LSU, Nix was 18-24 passing for 300 yards and three more touchdowns, and he was Auburn's leading rusher with 81 yards on 11 carries, including a 5-yard score. Nix' pass efficiency rating of 221.3 vs. LSU was the second-best game rating of his career; the best was 241.6 vs. Mississippi State in 2019. Nix is now 376-826 in his career for 4,396 yards and 26 passing scores. Nix' Auburn record of 251 pass attempts without an interception, dating back through the 2019 LSU game, was snapped at Georgia.

» In 2019, Nix set the Auburn freshman records for passing yardage (2,542), pass completions (217), pass attempts (377) and touchdown passes (16). Those totals ranked ninth in passing yardage, second in passes attempted, third in passes completed and 10th in touchdown passes for a season at Auburn.

- » Nix' 200-yard passing games:  
**340 (30-44) vs. Ole Miss, 2019**  
**335 (16-21, 2 TD) vs. Mississippi St., 2019**  
**300 (18-24, 3 TD) vs. LSU, 2020**  
**272 (24-47, 1 TD) at South Carolina, 2020**  
**245 (30-50, 1 TD) vs. Georgia, 2019**  
**238 (23-30, 1 TD) at Ole Miss, 2020**  
**233 (16-27, 3 TD) vs. Kentucky, 2020**  
**227 (23-38) at Alabama, 2020**  
**220 (17-26, 1 TD) vs. Tennessee, 2020**  
**207 (19-37, 1 TD) vs. Tulane, 2019**

» Against LSU, Nix threw three touchdown passes and rushed for one score, his ninth career game with a passing touchdown and rushing touchdown, two more than any other SEC quarterback since the start of 2019.

It was the second time Nix has thrown three TDs and rushed for a TD in the same game in his career (at Arkansas in 2019). He is the first Auburn quarterback to do that since Jarrett Stidham did so against Georgia in 2017 and the first to do so multiple times since Cam Newton did it four times in 2010.

The sophomore now has 26 career TD passes, putting him two behind Ben Leard (1997-2000) for 10th in Auburn history. He's four TD passes behind Cam Newton for ninth and five behind his father, Patrick Nix (1992-95), for eighth.

» The 91-yard touchdown pass from Bo Nix to Anthony Schwartz against LSU was the longest career score for both and the third-longest pass play in Auburn history (the longest: 94, Cam Newton to Emory Blake vs. ULM in 2010).

It's tied for the longest pass play in the SEC and third-longest in the FBS this season, only trailing a 93-yard pass from UCF's Dillon Gabriel to Ryan O'Keefe and a 92-yarder from Brady White of Memphis to Tahj Washington.

» Junior receiver Seth Williams caught the gamewinning TD from Bo Nix with 1:14 remaining at Ole Miss, a 58-yard completion; Williams finished with 150 yards on eight catches, his fifth career 100-yard game, earning him SEC offensive player of the week honors.

Williams ranks ninth among Auburn career leaders in receiving, with 1,944 yards. His 121 career receptions rank eighth among Auburn career leaders, and his 16 receiving touchdowns are tied for fifth best at Auburn. He has caught a pass in his last 21 games dating back to the 2018 Music City Bowl against Purdue.

Against Kentucky, Williams posted the fourth multiple-score game of his career with touchdown catches of 11 and 4 yards from Bo Nix. Williams gained 112 yards on six receptions against the Wildcats.

In his career, 92 of Williams' 121 catches have resulted in either a first down or a touchdown, including TD on eight of his red zone receptions and 15 of his 22 catches in the fourth quarter. All but seven of his receptions this season have gone for a first down or TD.

Williams led Auburn in 2019 with 59 catches for 830 yards and eight scores. He was the first Auburn player with TD catches in five straight games since Emory Blake (seven in 2010-11).

- » Williams' 100-yard receiving games:  
**161 (8 rec, 2 TD) vs. Mississippi St., 2019**  
**150 (8 rec, 1 TD) at Ole Miss, 2020**  
**121 (13 rec) vs. Georgia, 2019**  
**112 (6 rec, 2 TD) vs. Kentucky, 2020**  
**109 (5 rec, 1 TD) vs. Liberty, 2018**

» The 58-yard game-winning TD pass to Seth Williams from Bo Nix at Ole Miss was Williams' third career game-winning catch (Texas A&M 2018, Oregon 2019, Ole Miss 2020). It was the fourth time Nix has led Auburn on a fourth-quarter drive to put the Tigers ahead for good.

» Anthony Schwartz had a career-high 123 yards receiving on just four catches in the win over LSU, highlighted by a 91-yard touchodwn reception from Bo Nix, Auburn's longest pass play in 10 years.

Schwartz posted his first 100-yard game with a 10-reception, 100-yard performance in the win over Arkansas, scoring on a 17-yard pass from Bo Nix. The junior was also Auburn's top receiver at Georgia, with eight catches gaining 57 yards.

With his 59 yards on six receptions at South Carolina, Schwartz went over 1,000 career receiving yards; he now has 1,363 yards on 109 receptions. Schwartz is 18th on Auburn's career receiving yardage chart. He is 12th on Auburn's career receptions list.

Schwartz entered the 2020 campaign with seven career rushing scores and 10 overall TD. Schwartz' 57-yard TD run at Texas A&M in 2019 was a career long for the speedster and Auburn's longest rushing play of the season.

» Schwartz, who caught a 91-yard TD pass against LSU and a 54-yard TD against Tennessee, both from Bo Nix, is the first Auburn player to have 50-yard catches in consecutive games since Darius Slayton caught a 52-yard TD pass from Jarrett Stidham in the 2018 Iron Bowl followed by touchdown catches of 74 and 52 from Stidham vs. Purdue in the Music Bowl that season.

» True freshman Tank Bigsby ranks seventh in the SEC in all-purpose average at 119.5 yards per game (956 yards total), ranking 47th nationally and third among FBS freshmen.

Bigsby rushed for more than 100 yards in three consecutive games (Arkansas 146, South Carolina 111, Ole Miss 129). He's the first Auburn player to do so since Kerryon Johnson in 2017. Bigsby is the first Auburn freshman with three 100-yard rushing games since JaTarvious Whitlow in 2018, and only the third Auburn freshman ever with three 100-yard rushing games against SEC competition; others were Bo Jackson (1982) and Michael Dyer (2010).

Bigsby's 129 yards rushing on 24 carries with touchdowns of 4 and 18 yards, and three kick returns for 75 yards, at Ole Miss earned him SEC freshman of the week accolades.

Bigsby rushed for 146 yards on 20 carries against Arkansas, the 12th-best rushing day ever by an Auburn freshman. He's one of just 10 Auburn players, and the only freshman, to record more than 250 all-purpose yards in a game; Bigsby totaled 268 all-purpose yards against Arkansas (146 rush, 16 rec, 106 KOR).

Bigsby, who next rushed for 111 yards and his first career TD at South Carolina, was the first Auburn freshman to rush for 100 yards in back-to-back games since redshirt freshman JaTarvious Whitlow in 2018 (122 vs. Alabama State; 104 vs. LSU). Bigsby was the first true freshman to do so and the first freshman, true or redshirt, to do it in consecutive SEC games since Michael Dyer in 2010 (100 vs. LSU; 180 at

Ole Miss). He was named to the FWAA Freshman All-America watch list.

Bigsby led Auburn with 31 yards rushing and 68 yards receiving on seven catches against Georgia in his first career start; he was the first player to lead the Tigers in rushing and receiving yards since Kerryon Johnson totaled 167 rushing yards and 66 receiving yards against Georgia in 2017.

» Bigsby already ranks eighth among Auburn freshman rushers with 566 yards and is tied for fifth among AU freshman rushers with five rushing touchdowns scored.

» Senior Eli Stove has more than 1,600 career yards from scrimmage (123 catches for 1,105 yards and six scores and 55 rushing attempts for 554 yards and four TD). He is seventh in Auburn career receptions and ranks 27th in career receiving yardage.

Stove caught a 21-yard touchdown from Bo Nix in the opener against Kentucky, one of four receptions on the day. He led Auburn with seven catches at South Carolina, including an 11-yard TD catch, and had five receptions for 64 yards with a 9-yard touchdown.

Last season, he had an 11-yard TD catch from Bo Nix vs. Oregon, added a 4-yard rushing TD against Tulane and a 49-yard TD catch vs. Kent State, the first Tiger to score in three straight games since Kerryon Johnson (2017).

**WINNING THE TURNOVER BATTLE**

» Auburn won the turnover battle against Kentucky, using a Roger McCreary interception and fumble recoveries from Jamien Sherwood and Owen Pappoe to post a 3-0 advantage in the turnover margin against the Wildcats.

The Tigers were 2-0 in turnovers at Ole Miss on interceptions from Roger McCreary and Jordyn Peters.

Christian Tutt's fumble return for a touchdown and interceptions by Nehemiah

**SEC STANDINGS**

**WEST STANDINGS**

	SEC	Pct.	Overall	Pct.
Alabama	8-0	1.000	8-0	1.000
Texas A&M	6-1	.857	6-1	.857
Auburn	5-3	.625	5-3	.625
Ole Miss	4-4	.500	4-4	.500
LSU	3-4	.429	3-4	.429
Arkansas	3-5	.375	3-5	.375
Mississippi State	2-6	.250	2-6	.250

**EAST STANDINGS**

	SEC	Pct.	Overall	Pct.
Florida	7-1	.875	7-1	.875
Georgia	6-2	.750	6-2	.750
Missouri	4-3	.571	4-3	.571
Kentucky	3-6	.333	3-6	.333
Tennessee	2-5	.286	2-5	.286
South Carolina	2-7	.222	2-7	.222
Vanderbilt	0-8	.000	0-8	.000

**SEC Games/December 5**

Texas A&M at Auburn  
Alabama at LSU  
Florida at Tennessee  
Vanderbilt at Georgia  
South Carolina at Kentucky  
Arkansas at Missouri

**Results/November 28**

Alabama 42, Auburn 13  
Florida 34, Kentucky 10  
Missouri 41, Vanderbilt 0  
Ole Miss 31, Mississippi State 24  
Texas A&M 20, LSU 7  
Georgia 45, South Carolina 16

**2020 FIRSTS**

**First Auburn start (16):** Tank Bigsby, Ze'Vian Capers, Brandon Council, Luke Deal, Alec Jackson, Keiondre Jones, Tashawn Manning, Brodarius Hamm, Zakoby McClain, J.J. Pegues, Nehemiah Pritchett, Zion Puckett, Cam Riley, Jaylin Simpson, Austin Troxell, Colby Wooden

**First Auburn action (31)/**


**True freshmen (17):** Tank Bigsby, Elijah Canion, Ze'Vian Capers, Oscar Chapman, Brandon Frazier, Romello Height, Kobe Hudson, Malcolm Johnson Jr., Tate Johnson, Cam Riley, J.J. Pegues, Wesley Steiner, Ladarius Tennison, Chris Thompson Jr., Desmond Tisdol, Zykevious Walker, Jeremiah Wright

**Redshirt freshmen (6):** Kamaar Bell, Kameron Brown, Tyler Fromm, Ja'Varrius Johnson, Keiondre Jones, Mark-Antony Richards

**Others (8):** Marquis Burks, Dre Butler, Brenden Coffey, Brandon Council, Marco Domio, Barton Lester, Grant Loy, Caylin Newton

**GAMEDAY EXPERIENCE: HARBERT FAMILY RECRUITING CENTER**

» Auburn's Harbert Family Recruiting Center provides expanded space at Jordan-Hare Stadium for football and Olympic sport recruiting, the two-story Tiger Walk Club and updated locations for operations and the media



## TIGERS IN THE NFL

Name	Pos.	Team
Montravius Adams	DT	Green Bay Packers
Peyton Barber	RB	Washington
Daren Bates	LB	Tennessee Titans
Angelo Blackson	DL	Arizona Cardinals
Derrick Brown	DL	Carolina Panthers
Josh Bynes	LB	Cincinnati Bengals
Daniel Carlson	PK	Las Vegas Raiders
Shon Coleman	OL	San Francisco 49ers
Chandler Cox	FB	Miami Dolphins
Marlon Davidson	DL	Atlanta Falcons
Carlton Davis	DB	Tampa Bay Buccaneers
Jamel Dean	DB	Tampa Bay Buccaneers
Jack Driscoll	OT	Philadelphia Eagles
Dee Ford	DE	San Francisco 49ers
Rudy Ford	DB	Philadelphia Eagles
Josh Harris	LS	Atlanta Falcons
Mike Horton	OL	Carolina Panthers
Noah Igbinioghene	DB	Miami Dolphins
Kerryon Johnson	RB	Detroit Lions
Jonathan Jones	DB	New England Patriots
Brandon King	DB	New England Patriots
Devaroe Lawrence	DL	Washington
Carl Lawson	DE	Cincinnati Bengals
Derrick Moncrief	LB	Los Angeles Rams
Cam Newton	QB	New England Patriots
Cody Parkey	PK	Cleveland Browns
Dontavius Russell	DL	Jacksonville Jaguars
Chad Slade	OL	New York Giants
Darius Slayton	WR	New York Giants
Braden Smith	OL	Indianapolis Colts
Jarrett Stidham	QB	New England Patriots
Daniel Thomas	DB	Jacksonville Jaguars
Neiko Thorpe	DB	Seattle Seahawks
C.J. Uzomah	TE	Cincinnati Bengals
D'haquille Williams	WR	Buffalo Bills

» Auburn has 35 former lettermen on NFL rosters, representing 22 different NFL teams

» Former Auburn lettermen on NFL rosters who finished their college careers elsewhere: Byron Cowart (New England), John Franklin III (Tampa Bay)

» On practice squads: Arryn Siposs (Detroit), Prince Tega Wanogho (Philadelphia), Nick Coe (Miami)

» Auburn has had 31 players taken in the first round (most recent in 2020 Derrick Brown 1/7 and Noah Igbinioghene 1/30) and four No. 1 overall draft picks: Cam Newton (Carolina, '11), Aundray Bruce (Atlanta, '88), Bo Jackson (Tampa, '86) and Tucker Frederickson (NY Giants, '65)

» At least one former Tiger has been selected to 17 of the last 20 Pro Bowls, including Dee Ford in 2019. Auburn has had at least one former player in 12 of the last 15 Super Bowls

Pritchett and Big Kat Bryant accounted for Auburn's three turnovers forced in the win against LSU.

Smoke Monday's 100-yard interception return for a touchdown in the third quarter against Tennessee was the Tigers' key turnover of that victory.

» Auburn is 35-9 under Gus Malzahn when it wins the turnover battle and 17-6 when turnovers are even, compared to 14-19 when the Tigers lose the turnover battle.

In wins, Auburn has a +43 turnover margin, and in losses, the Tigers are -19 in turnovers during Malzahn's tenure.

The Tigers are 23-5 when they play turnover-free football and 47-18 when they have no more than one turnover under Malzahn. The Tigers are 21-5 in games when they force multiple turnovers under defensive coordinator Kevin Steele.

» Auburn is 57-22 when it forces a turnover since the start of the 2013 season and 36-9 when it forces multiple turnovers over that span, compared to just 10-12 when it fails to force a turnover.

## FOR THE DEFENSE

» With his 13 tackles at South Carolina, linebacker Zakoby McClain became the first Auburn player since Deshaun Davis in 2018 with double-figure tackles in three straight games (Georgia 11, Arkansas 14, South Carolina 13). McClain now has 136 tackles for his career.

Owen Pappoe also put together three consecutive double-figure games against Arkansas (10), South Carolina (10) and Ole Miss (14), and added 12 tackles against Tennessee. He has 116 career tackles.

Jamien Sherwood crossed the 100-career tackle mark with his 11-tackle performance at Ole Miss and now has 120 for his career. Smoke Monday had a career-best 12 stops at Ole Miss.

Auburn had four players post double-figure tackles at Georgia: Jamien Sherwood (14), Jordyn Peters (13), K.J. Britt (12) and McClain (11); all four of those players set or tied career bests. It was the first time Auburn had four players with double-figure tackles since the 2019 LSU game, when Auburn had five.

McClain (14) and Pappoe (10) were the top tacklers against Arkansas.

» Career double-figure tackle games:

**Zakoby McClain (5)**  
**Owen Pappoe (4)**  
**Jamien Sherwood (3)**  
**K.J. Britt, Smoke Monday (2)**  
**Roger McCreary, Jordyn Peters (1)**

» Auburn, which has allowed a TD on 48.9 percent (88-180) of its opponents' red zone trips since 2016, is one of four FBS to allow a TD on fewer than 50 percent of its opponents' red zone trips during that time (along with Wisconsin, Clemson and Cincinnati).

» Senior linebacker K.J. Britt earned first team all-SEC honors from AP and second team from the SEC coaches in 2019, totaling 69 tackles, 10.0 TFL, 2.5 sacks and a forced fumble. He was a 2020 preseason all-SEC first-teamer and on watch lists for the Lott IMPACT, Bednarik, Butkus and Nagurski awards.

Britt posted a then-career-best 11 tackles and a TFL in the season opening win against Kentucky, and topped that with a 12-tackle performance at Georgia. That gives Britt 119 tackles and 13.0 TFL for his career.

Britt had hand surgery after the Georgia game and has not yet returned to action.

» Under Steele, Auburn has held the opponent under its season rushing average 42 times, including 26 of the last 36 games (not including season openers). In 34 of those games, Auburn has held its opponent to 40-or-more yards below its season average.

Auburn held LSU to 32 rushing yards, the third fewest in the long-time series (also 1999/26 yds, 1988/28 yds) and the 19th time against an SEC opponent that the Auburn defense allowed 32 rushing yards or fewer; the last was vs. Arkansas (25 yds) in 2016.

» Auburn has allowed only 19.33 points per game in Steele's tenure as coordinator, 10th among FBS teams. Before 2016, Auburn opponents hadn't been under 24.1 ppg (2010) since 2008 (18.0), the end of seven straight years of holding opponents under 20 ppg.

» Auburn has held 19 of 61 opponents (16-3 record) below 300 yards total offense in Kevin Steele's five seasons as defensive coordinator. That exceeds the times Auburn held an opponent below 300 in the previous six years combined (14 in 79 games).

» In 27 games against ranked opponents under Steele, Auburn has allowed an average of 24.29 ppg and has allowed 17 or fewer points nine times. Prior to his arrival, the Tigers allowed 31.5 ppg in 38 games against ranked opponents from 2009-15, and only held seven ranked foes to 17 or fewer points (18.4%).

» Auburn's defense has allowed only 17 first-quarter touchdowns in the last 50 games.

» The number of career games current players have led the team in tackles:

**Zakoby McClain (6)**  
**K.J. Britt, Owen Pappoe (3)**  
**Jamien Sherwood (2)**  
**Roger McCreary, Jordyn Peters, Nehemiah Pritchett (1)**

» In 61 games under Steele, the Auburn defense has recorded 145 sacks (2.38 per game) and has been held without a sack only seven times. Auburn has recorded at least 6.0 TFL in 37 of those games, including 8.0 TFL against



Kentucky and 7.0 TFL against Arkansas, Ole Miss and LSU this season.

The Tigers have forced 87 turnovers (44 INT, 43 FR) and allowed only 46 rushing touchdowns during that stretch.

» Redshirt freshman cornerback Jaylin Simpson earned SEC Freshman of the Week honors in his first career start vs. Kentucky, accounting for four tackles, a TFL and a PBU.

» Sophomore Derick Hall was the SEC defensive lineman of the week for his play against LSU, with four tackles, two sacks and a forced fumble.

» Junior Smoke Monday was the SEC defensive player of the week for his 100-yard interception TD against Tennessee, to go along with four tackles.

» Career interceptions by current Auburn players:

**Christian Tutt, Roger McCreary, Smoke Monday (3)**

**Big Kat Bryant (2)**

**Zakoby McClain, Owen Pappoe, Jordyn Peters, Nehemiah Pritchett, Jamien Sherwood, Chandler Wooten (1)**

» Auburn held South Carolina to 297 yards of total offense, the first time this season the Tigers held an opponent to less than 300 yards total offense and the 19th time in 61 games under defensive coordinator Kevin Steele, compared to just 15 such games in the previous 89 games (back to 2009).

» Auburn is third nationally in the FBS allowing just 50 rushing TD since the start of the 2016 season; the Tigers have allowed only 139 total TD during that span (2.28 per game).

» Auburn has allowed 5.13 yards/play since 2016, which ranks 24th nationally.

#### N.O.T. GOING TO LOSE

» Gus Malzahn is now 22-1 in games where Auburn scores a non-offensive touchdown, the latest being Smoke Monday's 100-yard interception return against Tennessee, Barton Lester's TD recovery of a Jordyn Peters blocked punt against Arkansas, and Christian Tutt's fumble recovery TD against LSU.

Before the 2020 Outback Bowl, Auburn had won 21 straight games when the Tigers scored a non-offensive touchdown (NOT). During that string, the Tigers scored 24 non-offensive touchdowns, including three kickoffs, five punts (2 blocked), four fumbles, 11 interception returns and one missed field goal.

Against Minnesota in that Outback Bowl, Auburn scored on a 96-yard kickoff return by Noah Igbinoghene, the last time the Tigers lost a game in which they scored a non-offensive touchdown since 2012 at Mississippi State.

#### SPECIAL TEAMS

» Jordyn Peters' blocked punt against Arkansas was the fourth of his career; he had three during the 2018 season. That most recent block resulted in a Tiger touchdown when recovered by Barton Lester.

It was the first blocked punt for a TD by Auburn since the 2018 Alabama State game (blocked by Jordyn Peters, recovered by Devan Barrett) and the first by Auburn in an SEC game since the 2017 Texas A&M contest.

» Junior kicker Anders Carlson booted the gamewinning 39-yard field goal with 0:07 remaining in the Arkansas win.

With 7 points against Alabama, Carlson ranks eighth in Auburn career scoring with 250.

Carlson is sixth in career PAT made (111) at Auburn and he is fourth in career field goals made (45).

Carlson has made 13 of 15 field goal attempts this season, and has made 19 of his last 21 field goal attempts dating back to late in the 2019 season. His 50-yard field goal against Tennessee was his fourth career field goal of at least 50 yards and first of the season.

The Tennessee game was his seventh career game with at least three field goals, including four in his last nine games played dating back to last season's Iron Bowl.

Last season, Carlson was 48-49 on PAT and 18-25 on field goals, with a long of 48 at Florida and four made FG in the Iron Bowl.

In 2018, Carlson was 15-25 on field goals (10-11 inside 40 yds), with two 53-yarders made, 44-44 on PATs and 51-70 on touchbacks (11th nationally) on kickoffs.

His older brother Daniel, a three-time Lou Groza Award finalist, is now with the NFL's Las Vegas Raiders.

» With 724 combined career kicking points, the Carlsons (Daniel and Anders) are now third all-time in the most points scored by a duo of brothers who kicked for the same college.

In second place are Florida State's Roberto and Ricky Aguayo (734 points from 2013-19); the leaders are Kris and Drew Brown at Nebraska (743 points from 1995-98, 2014-17).

» Auburn is one game ahead of Hawai'i for the longest current span of games (151) without having a punt blocked. The Tigers last had a punt blocked vs. Mississippi State in 2009.

#### RANKINGS

» Auburn is playing consecutive games against AP Top5 opponents for the fifth time in program history and the second time under head coach Gus Malzahn. In 2013, the Tigers played three straight games against top-5 opponents for the only time in school history.

» Auburn is 22-59-2 all-time against AP Top-5 opponents, including a 5-13 mark under head coach Gus Malzahn.

» Ranked Auburn teams are 4-1 against Texas A&M all-time, and 2-1 against the Aggies when both teams are ranked. Texas A&M is 4-3 against Auburn when the Aggies are ranked.

» The Tigers opened the season with a win over an AP-ranked opponent for the third straight year. The Tigers are the only team in the country to defeat a ranked opponent to open 2018, 2019 and 2020.

This was the sixth time all-time that a ranked Auburn team has played four straight games against teams in the AP Top 25. Others: 1968, 1983-84, 1987, 2002-03 and 2013.

» Auburn is 114-165-6 all-time facing ranked opponents. The Tigers are 53-42-2 at home against ranked teams, 28-72-2 on the road and 33-51-2 on a neutral field.

» Auburn has played 45 games against ranked teams in Gus Malzahn's 101 games as the Tigers' head coach (44.6 percent of total games, most of any Auburn coach). Of those, 26 have been against Top 10 opponents. Auburn is 20-25 in games against ranked opponents under Malzahn, including 8-18 against Top 10 teams.

» The Tigers are 90-133-5 all-time facing ranked SEC opponents (43-33-2 at home, 28-65-2 away, 19-35-1 neutral). Ranked Auburn teams vs. ranked SEC teams are 59-53-3 overall (29-10-1 at home, 19-33-1 at the opponent's home, 11-10-1 on a neutral field).

» Auburn's record as a ranked team all-time is 330-122-6. Ranked Auburn teams at home are 188-32-2; away from Auburn, ranked Tiger squads are 141-89-4 all-time.

» When a ranked Auburn team faces a ranked opponent, the Tigers' all-time record is 81-77-4 (36-13-1 at home, 22-41-1 away and 23-23-2 on a neutral field).

» Auburn is 47-24 as a ranked team under head coach Gus Malzahn. The Tigers are 32-4 as a ranked team at Jordan-Hare Stadium under Malzahn. When Auburn is ranked and playing an unranked team under Malzahn, the Tigers are 31-5, including 23-2 at Jordan-Hare Stadium.

#### AVERAGE PER DOWN

» Here's a breakdown of Auburn's offensive production on first, second, third and fourth down, in terms of the plays run, yards gained and average gain:

<b>1st:</b>	246 att, 1,617 yds, 6.6 avg
<b>2nd:</b>	187 att, 882 yds, 4.7 avg
<b>3rd:</b>	120 att, 677 yds, 5.6 avg
<b>4th:</b>	5 att, -20 yds, -4.0 avg

## CAREER PARTICIPATION

No.	Name	GP/GS	No.	Name	GP/GS
16	Malcolm Askew, DB#	8/0	23	Roger McCreary, DB	29/9
10	Devan Barrett, RB/DB	28/0	84	Jackson McFadden, WR	4/0
79	Kamaar Bell, OL	1/0	21	Smoke Monday, DB	34/8
4	Tank Bigsby, RB	8/3	35	James Owens Moss, WR	7/1
52	Nick Brahms, OL	25/18	99	T.D. Moultry, LB	46/0
73	Gabe Brinson, DL	1/0	30	Tommy Nesmith, WR	1/0
33	K.J. Britt, LB	42/14	44	Daquan Newkirk, DL	28/9
48	O.C. Brothers, LB	3/0	23	Caylin Newton, WR 33/25* (25/25)	
43	Kameron Brown, LB	1/0	10	Bo Nix, QB	21/21
1	Big Kat Bryant, DL	46/20	96	Ben Patton, K	6/0
92	Marquis Burks, DL	3/0	0	Owen Pappoe, LB	21/21
49	Dre Butler, DL	7/0	89	J.J. Pegues, TE	8/1
17	Elijah Canion, WR	1/0	15	Jordyn Peters, DB	47/4
26	Anders Carlson, K	34/--	14	Nehemiah Pritchett, DB	14/7
80	Ze'Vian Capers, WR	7/3	31	Zion Puckett, DB	12/1
91	Oscar Chapman, P	6/--	67	Jacob Quattlebaum, LS	6/0
55	Brenden Coffey, OL	3/0	28	Mark-Antony Richards, RB	3/0
71	Brandon Council, OL 30/29* (25/24)		35	Cam Riley, LB	8/0
86	Luke Deal, TE	12/1	83	Malcolm Russell, WR	1/0
27	Tanner Dean, LB	13/0	72	Prince Sammons, OL	3/0
17	Marco Domio, DB	4/0	24	Cord Sandberg, QB	3/0
87	Brandon Frazier, TE	2/0	1	Anthony Schwartz, WR	34/15
85	Tyler Fromm, TE	1/0	47	John Samuel Shenker, TE	33/11
28	Devin Guice, DB	10/0	20	Jamien Sherwood, DB	34/10
29	Derick Hall, DL	17/6	8	Shaun Shivers, RB	30/7
59	Brodarious Hamm, OL	21/7	36	Jaylin Simpson, DB	9/1
55	Jaren Handy, DL	12/0	53	Clarke Smith, LS	6/0
37	Romello Height, DL	1/0	32	Wesley Steiner, LB	6/0
19	Matthew Hill, WR/DB	20/0	12	Eli Stove, WR	49/25
5	Kobe Hudson, WR	8/0	62	Kameron Stutts, OL	14/0
50	Jalil Irvin, OL	8/0	60	Bill Taylor, LS	29/--
65	Alec Jackson, OL	32/7	13	Ladarius Tennison, DB	8/0
11	Shedrick Jackson, WR	25/9	5	Chris Thompson Jr., DB	3/0
45	Caleb Johnson, DL	14/0	38	Barrett Tindall, LB	3/0
6	Ja'Varrius Johnson, WR	1/0	30	Desmond Tisdol, LB	5/0
16	Malcolm Johnson Jr., WR	1/0	68	Austin Troxell, OL	17/1
54	Tate Johnson, OL	1/0	94	Tyrone Truesdell, DL	41/18
58	Keiondre Jones, OL	8/4	6	Christian Tutt, DB	31/19
75	Trent Kelley, OL	12/0	42	Jacob vonEschenbach, DL	3/0
14	Traivon Leonard, DB#	9/0	3	Zykevious Walker, DE	7/0
51	Barton Lester, LB	4/0	3	D.J. Williams, RB	17/3
14	Grant Loy, QB 32/8* (29/8)		18	Seth Williams, WR	33/24
56	Tashawn Manning, OL	15/8	25	Colby Wooden, DL	12/8
36	Josh Marsh, LB#	3/0	31	Chandler Wooten, LB#	30/2
41	Aidan Marshall, P	16/--	76	Jeremiah Wright, DL	4/0
9	Zakoby McClain, LB	34/6			

\*includes previous school (previous school total)

#opting out of 2020 season

» Auburn's offensive TDs have come nine times on first down (5 rush, 3 pass), six times on second (4 rush, 3 pass) and seven times on third down (3 rush, 4 pass).

**MORE TIGER STRIPES...**

» The Tennessee game was Gus Malzahn's 100th game as Auburn head coach. His first game was a 31-24 win over Washington State at Jordan-Hare Stadium in 2013.

Malzahn is the fifth all-time to coach 100 games at Auburn; also Ralph "Shug" Jordan (265 games, 1951-75); Pat Dye (142 games, 1981-92); Mike Donahue (139 games, 1904-06, 1908-22); Tommy Tuberville (125 games, 1999-2008).

» In all-time SEC play, Auburn holds a 329-256-18 mark back through 1933. In SEC games played in Auburn, the Tigers are 141-60-6 all-time; away from Auburn, the Tigers are 188-195-12 overall. The Tigers are 38-25 in SEC action under Coach Gus Malzahn. Auburn's non-conference record during the Malzahn era is 27-6.

The season-opening win over Kentucky was Auburn's 325th victory all-time in SEC regular season competition. SEC milestone wins:

- 1 - Auburn 13, at Tulane 7 (1933)
- 25 - Auburn 20, Florida 7 (1940; Columbus, GA)
- 50 - Auburn 13, at Kentucky 0 (1956)
- 75 - Auburn 9, Georgia 6 (1960)
- 100 - Auburn 26, at Mississippi State 0 (1968)
- 125 - Auburn 14, Ole Miss 7 (1973)
- 150 - Auburn 24, Tennessee 14 (1982)
- 175 - Auburn 10, Alabama 0 (1987; Birmingham)
- 200 - Auburn 38, Florida 35 (1993)
- 225 - Auburn 17, at Ole Miss 0 (1998)
- 250 - Auburn 10, LSU 9 (2004)
- 275 - Auburn 3, Mississippi State 2 (2008)
- 300 - Auburn 41, LSU 7 (2014)
- 325 - Auburn 29, Kentucky 13 (2020)

» Since 2001, Auburn is 154-29 (.842) when scoring 20 or more points in a game. Dating back to 1993, Auburn is 210-37-1 (.842) when scoring 20 or more points. All-time, Auburn is 550-57-9 (.900) when scoring 20 points.

All-time, Auburn is 345-9 (.975) when scoring 30 points, 174-3 (.9758) when scoring 40 points, 81-0 when scoring 50 points and 27-0 when scoring 60 points.

» On the current Auburn roster, 41 players have at least one college start to their credit, 23 on offense and 18 on defense.

Eleven Tigers have started 15 or more collegiate games: Caylin Newton (25 at Howard), Brandon Council (29 overall; 24 at Akron), Eli Stove (24), Seth Williams (24), Bo Nix (21), Owen Pappoe (21), Big Kat Bryant (20), Christian Tutt (19), Nick Brahms (18), Tyrone Truesdell (18) and Anthony Schwartz (15).



## ALPHABETICAL ROSTER

NO.	NAME	POS.	HT.	WT.	YR.	HOMETOWN	NO.	NAME	POS.	HT.	WT.	YR.	HOMETOWN
37	Payton Anderson	RB	5-11	225	RFr.	Fyffe, AL	56	Tashawn Manning	OL	6-3	324	Jr.	Apopka, FL
16	Malcolm Askew*	DB	5-11	185	Sr.	McCalla, AL	41	Aidan Marshall	P	6-0	210	Jr.	Winchester, VA
10	Devan Barrett	DB	6-0	200	Jr.	Tampa, FL	32	Trent Mason	WR	6-1	185	RFr.	Lakeland, FL
79	Kamaar Bell	OL	6-2	325	RFr.	Moultrie, GA	9	Zakoby McClain	LB	6-0	211	Jr.	Valdosta, GA
4	Tank Bigsby	RB	6-0	204	Fr.	LaGrange, GA	23	Roger McCreary	DB	6-0	188	Jr.	Mobile, AL
27	Jackson Billings	WR	5-10	175	Fr.	Huntsville, AL	84	Jackson McFadden	WR	6-1	185	So.	Nashville, TN
39	Chris Bobo	DB	6-0	193	Sr.	Alpharetta, GA	93	Evan McGuire	K	6-5	200	Fr.	Alabaster, AL
52	Nick Brahms	OL	6-3	299	Jr.	Navarre, FL	39	Marshall Meyers	P	5-8	185	Fr.	Opelika, AL
82	Hayden Brice	TE	6-3	220	Jr.	Jackson, MS	21	Smoke Monday	DB	6-2	196	Jr.	Atlanta, GA
73	Gabe Brinson	DT	6-5	305	So.	Lorton, VA	35	James Owens Moss	WR	5-9	182	Sr.	Opelika, AL
33	K.J. Britt	LB	6-0	243	Sr.	Oxford, AL	99	T.D. Moultry	Buck	6-2	253	Sr.	Birmingham, AL
48	O.C. Brothers	LB	6-1	236	RFr.	Titusville, FL	30	Tommy Nesmith	WR	6-0	175	RFr.	Auburn, AL
43	Kameron Brown	LB	6-0	237	RFr.	Sugar Hill, GA	44	Daquan Newkirk	DT	6-3	317	Sr.	Orlando, FL
1	Big Kat Bryant	DE	6-5	250	Sr.	Cordele, GA	25	Caylin Newton	WR	5-11	201	Jr.	Atlanta, GA
92	Marquis Burks	DT	6-3	312	Jr.	Chicago, IL	10	Bo Nix	QB	6-2	213	So.	Pinson, AL
49	Dre Butler	DT	6-5	304	So.	Covington, GA	0	Owen Pappoe	LB	6-1	222	So.	Lawrenceville, GA
17	Elijah Canion	WR	6-4	213	Fr.	Hollywood, FL	20	Sawyer Pate	QB	6-1	206	Fr.	Alabaster, AL
80	Ze'Vian Capers	WR	6-4	194	Fr.	Alpharetta, GA	96	Ben Patton	K	5-10	190	RFr.	Rochester, MI
26	Anders Carlson	K	6-5	215	Jr.	Colorado Springs, CO	89	J.J. Pegues	TE	6-2	300	Fr.	Oxford, MS
91	Oscar Chapman	P	6-3	210	Fr.	Adelaide, Australia	15	Jordyn Peters	DB	6-1	200	Sr.	Muscle Shoals, AL
55	Brenden Coffey	OL	6-5	279	Jr.	Paradise, CA	41	Erik Piedy	DB	5-10	184	So.	New Orleans, LA
12	Sammy Cohen	DB	6-1	210	RFr.	Marietta, GA	14	Nehemiah Pritchett	DB	6-1	177	So.	Jackson, AL
71	Brandon Council	OL	6-4	325	Jr.	Tar Heel, NC	40	Jacoby Puckett	DB	6-0	183	RFr.	Griffin, GA
95	Nick Curtis	DE	6-4	197	RFr.	Birmingham, AL	31	Zion Puckett	DB	5-11	205	RFr.	Griffin, GA
86	Luke Deal	TE	6-6	247	RFr.	Greenwood, SC	67	Jacob Quattlebaum	LS	6-0	219	So.	Enterprise, AL
27	Tanner Dean	LB	6-3	217	Sr.	Birmingham, AL	24	Eric Reed Jr.	DB	6-0	187	Fr.	Shreveport, LA
17	Marco Domio	DB	6-1	180	Jr.	Houston, TX	28	Mark-Antony Richards	RB	6-1	208	RFr.	Wellington, FL
40	Flynn Driscoll	TE	6-6	242	So.	Madison, CT	35	Cam Riley	LB	6-4	209	Fr.	Evergreen, AL
22	Trey Elston	DB	6-0	188	Jr.	Auburn, AL	83	Malcolm Russell	WR	5-11	201	So.	Pelham, AL
81	J.J. Evans	WR	6-3	210	Fr.	Montevallo, AL	72	Prince Micheal Sammons	OL	6-7	313	Sr.	Blanchester, OH
90	Daniel Foster-Allen	DE	6-4	250	Fr.	Mobile, AL	24	Cord Sandberg	QB	6-3	222	So.	Bradenton, FL
87	Brandon Frazier	TE	6-7	270	Fr.	McKinney, TX	1	Anthony Schwartz	WR	6-0	179	Jr.	Pembroke Pines, FL
85	Tyler Fromm	TE	6-5	237	RFr.	Warner Robins, GA	70	David Shannon	OL	6-7	246	Jr.	Birmingham, AL
15	Chayil Garnett	QB	6-1	216	Fr.	Lake Wales, FL	44	Jay Sharp	RB	5-7	157	Fr.	Birmingham, AL
28	Devin Guice	DB	5-8	160	Sr.	Opelika, AL	47	John Samuel Shenker	TE	6-3	241	Jr.	Albany, GA
29	Derick Hall	Buck	6-3	238	So.	Gulfport, MS	20	Jamien Sherwood	DB	6-2	220	Jr.	Jensen Beach, FL
59	Brodarious Hamm	OL	6-5	330	Jr.	Griffin, GA	8	Shaun Shivers	RB	5-7	179	Jr.	Fort Lauderdale, FL
55	Jaren Handy	DL	6-5	252	So.	Hattiesburg, MS	326	Jaylin Simpson	DB	6-0	171	RFr.	Brunswick, GA
4	Jay Hardy	DE	6-4	299	Fr.	Chattanooga, TN	53	Clarke Smith	LS	6-3	247	Sr.	Leeds, AL
37	Romello Height	Buck	6-3	215	Fr.	Dublin, GA	32	Wesley Steiner	LB	6-0	227	Fr.	Warner Robins, GA
19	Matthew Hill	DB	6-1	190	So.	Lawrenceville, GA	12	Eli Stove	WR	6-0	191	Sr.	Niceville, FL
5	Kobe Hudson	WR	6-1	196	Fr.	Pine Mountain, GA	62	Kameron Stutts	OL	6-4	325	So.	Killen, AL
61	Reed Hughes	LS	6-1	212	Fr.	Conway, AR	60	Bill Taylor	LS	6-3	220	Sr.	Northport, AL
50	Jalil Irvin	OL	6-2	310	So.	Stone Mountain, GA	13	Ladarius Tennison	DB	5-10	197	Fr.	Rockledge, FL
65	Alec Jackson	OL	6-5	315	Jr.	Montgomery, AL	5	Chris Thompson Jr.	DB	6-1	202	Fr.	DeSoto, TX
11	Shedrick Jackson	WR	6-0	201	Jr.	Hoover, AL	38	Barrett Tindall	LB	6-0	214	Sr.	Birmingham, AL
46	Jacob Jasinski	RB	5-10	194	So.	Birmingham, AL	30	Desmond Tisdol	LB	6-0	231	Fr.	Rochelle, GA
57	Avery Jernigan	OL	6-3	296	Fr.	Blackshear, GA	68	Austin Troxell	OL	6-6	312	Jr.	Huntsville, AL
45	Caleb Johnson	DE	6-2	248	So.	Columbus, GA	94	Tyrone Truesdell	DT	6-2	326	Sr.	Augusta, GA
6	Ja'Varrius Johnson	WR	5-9	160	RFr.	Trussville, AL	6	Christian Tutt	DB	5-11	192	Jr.	Thomson, GA
16	Malcolm Johnson Jr.	WR	6-1	185	Fr.	Bryans Road, MD	42	Jacob vonEschenbach	Buck	6-1	230	Sr.	Enterprise, AL
54	Tate Johnson	OL	6-3	309	Fr.	LaGrange, GA	3	Zykeivous Walker	DE	6-4	266	Fr.	Ellaville, GA
97	Watkins Johnston	DL	6-0	262	Fr.	Montgomery, AL	57	Brooks Walton	LB	5-11	208	So.	Little Rock, AR
58	Keiondre Jones	OL	6-3	335	RFr.	LaGrange, GA	3	D.J. Williams	RB	5-10	208	So.	Lake Placid, FL
75	Trent Kelley	OL	6-5	292	Sr.	Phenix City, AL	18	Seth Williams	WR	6-3	211	Jr.	Cottondale, AL
14	Traivon Leonard*	DB	6-0	214	Sr.	West Palm Beach, FL	25	Colby Wooden	Buck	6-4	268	RFr.	Lawrenceville, GA
51	Barton Lester	LB	6-3	208	Jr.	Montgomery, AL	31	Chandler Wooten*	LB	6-2	229	Sr.	Acworth, GA
46	Jake Levant	LB	6-1	228	Fr.	Vestavia Hills, AL	76	Jeremiah Wright	DT	6-5	340	Fr.	Selma, AL
13	Trey Lindsey	QB	6-0	200	RFr.	Montgomery, AL	77	Kilian Zierer	OL	6-7	294	Jr.	Munich, Germany
52	Russ Logan	LB	5-11	193	So.	Eutaw, AL							
14	Grant Loy	QB	6-5	230	Sr.	New Washington, OH							

\*opting out of 2020 season

**NUMERICAL ROSTER**

NO.	NAME	POS.	HT.	WT.	YR.	HOMETOWN
0	Owen Pappoe	LB	6-1	222	So.	Lawrenceville, GA
1	Big Kat Bryant	DE	6-5	250	Sr.	Cordele, GA
1	Anthony Schwartz	WR	6-0	179	Jr.	Pembroke Pines, FL
3	D.J. Williams	RB	5-10	208	So.	Lake Placid, FL
3	Zykeivous Walker	DE	6-4	266	Fr.	Ellaville, GA
4	Tank Bigsby	RB	6-0	204	Fr.	LaGrange, GA
4	Jay Hardy	DE	6-4	299	Fr.	Chattanooga, TN
5	Kobe Hudson	WR	6-1	196	Fr.	Pine Mountain, GA
5	Chris Thompson Jr.	DB	6-1	202	Fr.	DeSoto, TX
6	Christian Tutt	DB	5-11	192	Jr.	Thomson, GA
6	Ja'Varrius Johnson	WR	5-9	160	RFr.	Trussville, AL
8	Shaun Shivers	RB	5-7	179	Jr.	Fort Lauderdale, FL
9	Zakoby McClain	LB	6-0	211	Jr.	Valdosta, GA
10	Bo Nix	QB	6-2	213	So.	Pinson, AL
10	Devan Barrett	DB	6-0	200	Jr.	Tampa, FL
11	Shedrick Jackson	WR	6-0	201	Jr.	Hoover, AL
12	Eli Stove	WR	6-0	191	Sr.	Niceville, FL
12	Sammy Cohen	DB	6-1	210	RFr.	Marietta, GA
13	Ladarius Tennon	DB	5-10	197	Fr.	Rockledge, FL
13	Trey Lindsey	QB	6-0	200	RFr.	Montgomery, AL
14	Grant Loy	QB	6-5	230	Sr.	New Washington, OH
14	Nehemiah Pritchett	DB	6-1	177	So.	Jackson, AL
15	Jordyn Peters	DB	6-1	200	Sr.	Muscle Shoals, AL
15	Chayil Garnett	QB	6-1	216	Fr.	Lake Wales, FL
16	Malcolm Johnson Jr.	WR	6-1	185	Fr.	Bryans Road, MD
17	Elijah Canion	WR	6-4	213	Fr.	Hollywood, FL
17	Marco Domio	DB	6-1	180	Jr.	Houston, TX
18	Seth Williams	WR	6-3	211	Jr.	Cottondale, AL
19	Matthew Hill	DB	6-1	190	So.	Lawrenceville, GA
20	Jamien Sherwood	DB	6-2	220	Jr.	Jensen Beach, FL
20	Sawyer Pate	QB	6-1	206	Fr.	Alabaster, AL
21	Smoke Monday	DB	6-2	196	Jr.	Atlanta, GA
22	Trey Elston	DB	6-0	188	Jr.	Auburn, AL
23	Roger McCreary	DB	6-0	188	Jr.	Mobile, AL
24	Cord Sandberg	QB	6-3	222	So.	Bradenton, FL
24	Eric Reed Jr.	DB	6-0	187	Fr.	Shreveport, LA
25	Colby Wooden	Buck	6-4	268	RFr.	Lawrenceville, GA
25	Caylin Newton	WR	5-11	201	Jr.	Atlanta, GA
26	Anders Carlson	K	6-5	215	Jr.	Colorado Springs, CO
27	Tanner Dean	LB	6-3	217	Sr.	Birmingham, AL
27	Jackson Billings	WR	5-10	175	Fr.	Huntsville, AL
28	Devin Guice	DB	5-8	160	Sr.	Opelika, AL
28	Mark-Antony Richards	RB	6-1	208	RFr.	Wellington, FL
29	Derick Hall	Buck	6-3	238	So.	Gulfport, MS
30	Tommy Nesmith	WR	6-0	175	RFr.	Auburn, AL
30	Desmond Tisdol	LB	6-0	231	Fr.	Rochelle, GA
31	Zion Puckett	DB	5-11	205	RFr.	Griffin, GA
32	Wesley Steiner	LB	6-0	227	Fr.	Warner Robins, GA
32	Trent Mason	WR	6-1	185	RFr.	Lakeland, FL
33	K.J. Britt	LB	6-0	243	Sr.	Oxford, AL
35	James Owens Moss	WR	5-9	182	Sr.	Opelika, AL
35	Cam Riley	LB	6-4	209	Fr.	Evergreen, AL
36	Jaylin Simpson	DB	6-0	171	RFr.	Brunswick, GA
37	Payton Anderson	RB	5-11	225	RFr.	Fyffe, AL
37	Romello Height	Buck	6-3	215	Fr.	Dublin, GA
38	Barrett Tindall	LB	6-0	214	Sr.	Birmingham, AL
39	Chris Bobo	DB	6-0	193	Sr.	Alpharetta, GA
39	Marshall Meyers	P	5-8	185	Fr.	Opelika, AL

**PRONUNCIATION GUIDE**

NO.	NAME	PRONUNCIATION
79	KAMAAR Bell	kah-marr
17	Elijah CANION	can-nee-un
80	ZE'VIAN Capers	ZAY-vee-on
26	ANDERS Carlson	ON-durs
55	Brenden COFFEY	coffee
17	Marco DOMIO	DOM-me-oh
15	CHAYIL Garnett	CHAY-ill
28	Devin GUICE	gice (sounds like ice)
59	BRODARIOUS Hamm	bro-DARE-ree-us
6	JA'VARRIUS Johnson	jah-VARE-ree-us
58	KEIONDRE Jones	kee-ON-dray
46	Jake LEVANT	leh-vant

NO.	NAME	POS.	HT.	WT.	YR.	HOMETOWN
40	Jacoby Puckett	DB	6-0	183	RFr.	Griffin, GA
40	Flynn Driscoll	TE	6-6	242	So.	Madison, CT
41	Erik Piedy	DB	5-10	184	So.	New Orleans, LA
41	Aidan Marshall	P	6-0	210	Jr.	Winchester, VA
42	Jacob vonEschenbach	Buck	6-1	230	Sr.	Enterprise, AL
43	Kameron Brown	LB	6-0	237	RFr.	Sugar Hill, GA
44	Daquan Newkirk	DT	6-3	317	Sr.	Orlando, FL
44	Jay Sharp	RB	5-7	157	Fr.	Birmingham, AL
45	Caleb Johnson	DE	6-2	248	So.	Columbus, GA
46	Jacob Javinski	RB	5-10	194	So.	Birmingham, AL
46	Jake Levant	LB	6-1	228	Fr.	Vestavia Hills, AL
47	John Samuel Shenker	TE	6-3	241	Jr.	Albany, GA
48	O.C. Brothers	LB	6-1	236	RFr.	Titusville, FL
49	Dre Butler	DT	6-5	304	So.	Covington, GA
50	Jalil Irvin	OL	6-2	310	So.	Stone Mountain, GA
51	Barton Lester	LB	6-3	208	Jr.	Montgomery, AL
52	Nick Brahms	OL	6-3	299	Jr.	Navarre, FL
52	Russ Logan	LB	5-11	193	So.	Eutaw, AL
53	Clarke Smith	LS	6-3	247	Sr.	Leeds, AL
54	Tate Johnson	OL	6-3	309	Fr.	LaGrange, GA
55	Brenden Coffey	OL	6-5	279	Jr.	Paradise, CA
55	Jaren Handy	DL	6-5	252	So.	Hattiesburg, MS
56	Tashawn Manning	OL	6-3	324	Jr.	Apopka, FL
57	Avery Jernigan	OL	6-3	296	Fr.	Blackshear, GA
57	Brooks Walton	LB	5-11	208	So.	Little Rock, AR
58	Keiondre Jones	OL	6-3	335	RFr.	LaGrange, GA
59	Brodarious Hamm	OL	6-5	330	Jr.	Griffin, GA
60	Bill Taylor	LS	6-3	220	Sr.	Northport, AL
61	Reed Hughes	LS	6-1	212	Fr.	Conway, AR
62	Kameron Stutts	OL	6-4	325	So.	Killen, AL
65	Alec Jackson	OL	6-5	315	Jr.	Montgomery, AL
67	Jacob Quattlebaum	LS	6-0	219	So.	Enterprise, AL
68	Austin Troxell	OL	6-6	312	Jr.	Huntsville, AL
70	David Shannon	OL	6-7	246	Jr.	Birmingham, AL
71	Brandon Council	OL	6-4	325	Jr.	Tar Heel, NC
72	Prince Micheal Sammons	OL	6-7	313	So.	Blanchester, OH
73	Gabe Brinson	DT	6-5	305	Sr.	Lorton, VA
75	Trent Kelley	OL	6-5	292	Sr.	Phenix City, AL
76	Jeremiah Wright	DT	6-5	340	Fr.	Selma, AL
77	Kilian Zierer	OL	6-7	294	Jr.	Munich, Germany
79	Kamaar Bell	OL	6-2	325	RFr.	Moultrie, GA
80	Ze'Vian Capers	WR	6-4	194	Fr.	Alpharetta, GA
81	J.J. Evans	WR	6-3	210	Fr.	Montevallo, AL
82	Hayden Brice	TE	6-3	220	Jr.	Jackson, MS
83	Malcolm Russell	WR	5-11	201	So.	Pelham, AL
84	Jackson McFadden	WR	6-1	185	So.	Nashville, TN
85	Tyler Fromm	TE	6-5	237	RFr.	Warner Robins, GA
86	Luke Deal	TE	6-6	247	RFr.	Greenwood, SC
87	Brandon Frazier	TE	6-7	270	Fr.	McKinney, TX
89	J.J. Pegues	TE	6-2	300	Fr.	Oxford, MS
90	Daniel Foster-Allen	DE	6-4	250	Fr.	Mobile, AL
91	Oscar Chapman	P	6-3	210	Fr.	Adelaide, Australia
92	Marquis Burks	DT	6-3	312	Jr.	Chicago, IL
93	Evan McGuire	K	6-5	200	Fr.	Alabaster, AL
94	Tyrone Truesdell	DT	6-2	326	Sr.	Augusta, GA
95	Nick Curtis	DE	6-4	197	RFr.	Birmingham, AL
96	Ben Patton	K	5-10	190	RFr.	Rochester, MI
97	Watkins Johnston	DL	6-0	262	Fr.	Montgomery, AL
99	T.D. Moultry	Buck	6-2	253	Sr.	Birmingham, AL

NO.	NAME	PRONUNCIATION
56	TASHAWN Manning	TAY-shawn
9	ZAKOBY McClain	zak-COE-bee
44	DAQUAN Newkirk	dah-quan
0	Owen PAPPOE	PAP-oh
89	J.J. PEGUES	peg-GEEZ
41	Erik PIEDY	PEE-dee
8	Shaun SHIVERS	SHY-vurs
38	Barrett TINDALL	TIN-dull
30	Desmond TISDOL	TIZ-dole
3	ZYKEIVOUS Walker	zy-kee-vee-us
77	Kilian ZIERER	ZEE-rer

OFFENSE			DEFENSE		
<b>QB</b>	<b>10</b>	<b>BO NIX (6-2, 213, So.)</b>	<b>DE</b>	<b>1</b>	<b>BIG KAT BRYANT (6-5, 250, Sr.)</b>
	14	Grant Loy (6-5, 230, Sr.)		55	Jaren Handy (6-5, 252, So.)
	24	Cord Sandberg (6-3, 222, So.)		90	Daniel Foster-Allen (6-4, 250, Fr.)
<b>RB</b>	<b>8</b>	<b>SHAUN SHIVERS (5-7, 179, Jr.) OR</b>	<b>DT</b>	<b>25</b>	<b>COLBY WOODEN (6-4, 268, RFr.)</b>
	<b>4</b>	<b>TANK BIGSBY (6-0, 204, Fr.)</b>		44	Daquan Newkirk (6-3, 317, Sr.)
	3	D.J. Williams (5-10, 208, So.)		4	Jay Hardy (6-5, 252, Fr.)
	28	Mark-Antony Richards (6-1, 208, RFr.)		76	Jeremiah Wright (6-5, 340, Fr.)
<b>TE</b>	<b>47</b>	<b>JOHN SAMUEL SHENKER (6-3, 241, Jr.)</b>	<b>DT</b>	<b>94</b>	<b>TYRONE TRUESDELL (6-2, 326, Sr.)</b>
	86	Luke Deal (6-6, 247, RFr.) OR		3	Zykeivous Walker (6-4, 266, Fr.)
	89	J.J. Pegues (6-2, 300, Fr.) OR		92	Marquis Burks (6-3, 312, Jr.) OR
	87	Brandon Frazier (6-7, 270, Fr.)		49	Dre Butler (6-5, 304, So.)
<b>WR</b>	<b>1</b>	<b>ANTHONY SCHWARTZ (6-0, 179, Jr.) OR</b>	<b>Buck</b>	<b>29</b>	<b>DERICK HALL (6-3, 238, So.)</b>
	<b>12</b>	<b>ELI STOVE (6-0, 191, Sr.)</b>		99	T.D. Moultry (6-2, 253, Sr.)
<b>WR</b>	<b>11</b>	<b>SHEDRICK JACKSON (6-0, 201, Jr.)</b>		45	Caleb Johnson (6-2, 248, So.)
	80	Ze'Vian Capers (6-4, 194, Fr.) OR	<b>LB</b>	<b>0</b>	<b>OWEN PAPPOE (6-1, 220, So.)</b>
	25	Caylin Newton (5-11, 201, Jr.)		32	Wesley Steiner (6-0, 227, Fr.)
<b>WR</b>	<b>18</b>	<b>SETH WILLIAMS (6-3, 211, Jr.)</b>		43	Kameron Brown (6-0, 237, RFr.)
	5	Kobe Hudson (6-1, 196, Fr.) OR	<b>LB</b>	<b>9</b>	<b>ZAKOBY MCCLAIN (6-0, 210, So.)</b>
	17	Elijah Canion (6-4, 213, Fr.)		35	Cam Riley (6-4, 209, Fr.)
<b>LT</b>	<b>65</b>	<b>ALEC JACKSON (6-5, 315, Jr.)</b>		30	Desmond Tisdol (6-0, 231, Fr.)
	68	Austin Troxell (6-6, 312, Jr.)	<b>Star</b>	<b>6</b>	<b>CHRISTIAN TUTT (5-11, 192, Jr.)</b>
	77	Kilian Zierer (6-7, 294, Jr.)		31	Zion Puckett (5-11, 205, RFr.)
<b>LG</b>	<b>56</b>	<b>TASHAWN MANNING (6-3, 324, Jr.)</b>		13	Ladarius Tennison (5-10, 197, Fr.)
	79	Kamaar Bell (6-2, 325, RFr.)	<b>CB</b>	<b>23</b>	<b>ROGER MCCREARY (6-0, 188, Jr.)</b>
<b>C</b>	<b>52</b>	<b>NICK BRAHMS (6-3, 299, Jr.)</b>		19	Matthew Hill (6-1, 190, So.)
	50	Jalil Irvin (6-2, 310, So.)		10	Devan Barrett (6-0, 200, Jr.)
<b>RG</b>	<b>58</b>	<b>KEIONDRE JONES (6-3, 335, RFr.)</b>		24	Eric Reed Jr. (6-0, 187, Fr.)
	54	Tate Johnson (6-3, 309, Fr.)	<b>CB</b>	<b>36</b>	<b>JAYLIN SIMPSON (6-0, 171, RFr.)</b>
	62	Kam Stutts (6-4, 325, So.)		14	Nehemiah Pritchett (6-1, 177, So.)
<b>RT</b>	<b>59</b>	<b>BRODARIOUS HAMM (6-5, 330, Jr.)</b>		17	Marco Domio (6-1, 180, Jr.)
	55	Brenden Coffey (6-5, 279, Jr.)	<b>S</b>	<b>20</b>	<b>JAMIEN SHERWOOD (6-2, 220, Jr.)</b>
				15	Jordyn Peters (6-1, 200, Sr.)
				28	Devin Guice (5-8, 160, Sr.)
			<b>S</b>	<b>21</b>	<b>SMOKE MONDAY (6-2, 196, Jr.)</b>
				5	Chris Thompson Jr. (6-1, 202, Fr.)

## SPECIAL TEAMS

<b>PK</b>	<b>26</b>	<b>ANDERS CARLSON (6-5, 215, Jr.)</b>
	96	Ben Patton (5-10, 190, RFr.)
<b>P</b>	<b>41</b>	<b>AIDAN MARSHALL (6-0, 210, Jr.) OR</b>
	<b>91</b>	<b>OSCAR CHAPMAN (6-3, 210, Fr.)</b>
<b>H</b>	<b>96</b>	<b>BEN PATTON (5-10, 190, RFr.) OR</b>
	<b>84</b>	<b>JACKSON MCFADDEN (6-1, 185, So.)</b>
<b>LS</b>	<b>60</b>	<b>BILL TAYLOR (6-3, 220, Jr.)</b>
	67	Jacob Quattlebaum (6-0, 219, So.)
	53	Clarke Smith (6-3, 247, Sr.)
<b>PR</b>	<b>12</b>	<b>ELI STOVE (6-0, 191, Sr.) OR</b>
	<b>6</b>	<b>CHRISTIAN TUTT (5-11, 192, Jr.)</b>
<b>KR</b>	<b>8</b>	<b>SHAUN SHIVERS (5-7, 179, Jr.)</b>
	<b>4</b>	<b>TANK BIGSBY (6-0, 204, Fr.)</b>

updated 12/1/20





**LAST TIME VS. TEXAS A&M**

Sept. 21, 2019

**#8 AUBURN 28**

**#17 TEXAS A&M 20**

Score By Quarters	1	2	3	4	Score
#8 Auburn	14	0	7	7	-- 28
#17 Texas A&M	0	3	0	17	-- 20

**SCORING PLAYS**

1st 13:19	AU	Schwartz 57 yd run (Carlson kick)
1st :39	AU	Shenker 6 yd pass from Gatewood (Carlson kick)
2nd 12:59	TAMU	Small 33 yd field goal
3rd 12:05	AU	Williams 9 yd pass from Nix (Carlson kick)
4th 14:28	TAMU	Davis 27 yd pass from Mond (Small kick)
4th 8:27	AU	Whitlow 8 yd run (Carlson kick)
4th 5:36	TAMU	Small 23 yd field goal
4th 2:12	TAMU	Smith 15 yd pass from Mond (Small kick)

	AU	TAMU
First Downs	16	23
Rushes-Yds (Net)	192	56
Passing Yds (Net)	106	335
Passes Com-Att-Int	13-21-0	31-49-0
Total Offense Plays	63-299	70-391
Punts (Num-Avg)	8-43.8	6-56.0
Fumbles-Lost	0-0	0-0
Penalties-Yds	12-74	8-50
3rd Down Conversion	4 of 12	5 of 14
Time of Possession	28:22	31:38

**RUSHING:** (AU) - Whitlow 18-67 (TD); Schwartz 1-57 (TD); Nix 12-38; Shivers 6-14; Stove 2-13; Gatewood 1-4; Miller 1-2; TEAM 1-(-2). (TAMU) - Mond 9-26; Kibodi 2-21; Spiller 6-9.

**PASSING:** (AU) - Nix 12-20-100-0 (TD); Gatewood 1-1-6-0 (TD). (TAMU) Mond 31-49-335-0 (2TD).

**RECEIVING:** (AU) - Williams 4-47 (TD); Schwartz 2-30; Stove 1-17; Joiner 2-6; Wilson 2-6; Shenker 1-6 (TD); Shivers 1-(-6). (TAMU) - Ausbon 8-111; Davis 5-82 (1); Rogers 4-45; Buckley 2-22; Kibodi 4-21; Wydermyer 3-20; Spiller 3-19; Smith 1-15 (TD); Beal 1-0.

**THE LAST TIME VS. TEXAS A&M #8 AUBURN 28, #17 TEXAS A&M 20**

>> Auburn's perfect record in Kyle Field remains intact after the 8th-ranked Tigers went on the road Saturday and knocked off No. 17 Texas A&M, 28-20, in the team's SEC opener. With the win, Auburn is now 4-0 all-time in College Station.

The Tigers struck early and often in Saturday's contest. On their opening drive, sophomore wide receiver Anthony Schwartz took a reverse and went 57 yards to the house to make it 7-0. It was Auburn's longest rush of the season and the longest rush in Schwartz's career. It was also the longest rush by any Auburn in the series against Texas A&M.

Two drives later, Auburn found the end zone again. This time, it was backup quarterback Joey Gatewood who connected with John Samuel Shenker on a six-yard touchdown pass. For Gatewood, it was his first career touchdown pass.

The Tigers took a 14-3 lead into the locker room at halftime.

In the second half, it was the Auburn defense that served as the catalyst. After allowing just 12 yards rushing to Texas A&M in the first half, the Tigers caused a turnover on the first play of the second half when safety Daniel Thomas forced a fumble and recovered it himself.

The turnover led to another Auburn score as starting quarterback Bo Nix marched the offense down the field and found Seth Williams for a 9-yard touchdown reception to make it 21-3.

Nix, a true freshman who was playing in his first true road game, finished 12 of 20 through the air for 100 yards and the touchdown. He also rushed 12 times for 38 yards, including a 7-yard run on third-and-five late in the fourth quarter to put the game away.

As a team, the Tigers outgained Texas A&M on the ground, 193-56.

The Aggies didn't score their first touchdown until early in the fourth quarter, but Auburn responded with a 12-play, 69-yard drive that took over six minutes and was capped off by an 8-yard touchdown run from JaTarvious Whitlow. The sophomore running back led the Tigers with 67 yards on 18 carries.

Senior Derrick Brown was dominant for the Auburn defense with four tackles, three tackles for loss, two sacks, two pass break-ups and a forced fumble. The two sacks and three tackles for loss were single-game career highs for the pre-season All-American.

Fellow defensive lineman Tyrone Truesdell also added a sack, and the Tigers won the battle up front as they recorded seven tackles for loss, seven quarterback hurries and held Texas A&M to just 56 yards rushing, the fewest by the Aggies all-time in the series.

**SERIES HISTORY >> TEXAS A&M**

Series .....	Tied, 5-5
At Auburn .....	Texas A&M, 3-1
At College Station .....	Auburn, 4-0
At Neutral Sites .....	Texas A&M, 2-0
at Dallas, Texas .....	Texas A&M 2-0
First Meeting .....	1911 (Texas A&M, 16-0)
Most AU points .....	45 (in 2013)
Most TAMU points .....	63 (in 2012)
Combined points ....	86 in 2013 (AU45, TAMU 41)
Current Streak .....	Auburn, W3

Gus Malzahn vs. Texas A&M..... 4-3  
Jimbo Fisher vs. Auburn..... 1-2

**Superlatives vs. Texas A&M**

**RUSHING ATTEMPTS**

31	Bo Jackson, 1986 [Cotton Bowl]
29	Kerryon Johnson, 2017
27	Jovon Robinson, 2015

**RUSHING YARDS**

221	C. Artis-Payne, 2014
178	Tre Mason, 2013
159	Jovon Robinson, 2015
145	Kerryon Johnson, 2017
129	Bo Jackson, 1986 [Cotton Bowl]

**RECEPTIONS**

8	Tony Stevens, 2016
8	Darius Slayton, 2018
7	Ryan Davis, 2017
6	Quan Bray, 2014

**RECEIVING YARDS**

107	Darius Slayton, 2018
106	Emory Blake, 2012
104	Sammie Coates, 2013
90	C.J. Uzomah, 2012
86	Tony Stevens, 2016

**PASSING ATTEMPTS**

29	Jarrett Stidham, 2018
27	Sean White, 2016
27	Jarrett Stidham, 2017
23	Nick Marshall, 2013
21	Nick Marshall, 2014

**PASSING COMPLETIONS**

20	Jarrett Stidham, 2017
18	Sean White, 2016
18	Jarrett Stidham, 2018
15	Nick Marshall, 2014
13	Jeremy Johnson, 2015

**PASSING YARDS**

268	Jarrett Stidham, 2017
239	Jarrett Stidham, 2018
236	Nick Marshall, 2013
219	Nick Marshall, 2014
132	Jeremy Johnson, 2015

**PASSING TOUCHDOWNS**

3	Jarrett Stidham, 2017
2	Jonathan Wallace, 2012
2	Nick Marshall, 2013
2	Jarrett Stidham, 2018

**TEAM BESTS**

Rushing Attempts .....	60 (2013)
Rushing Yards .....	379 (2013)
Passing Attempts .....	35 (2016)
Passing Comp. ....	22 (2016)
Passing Yards .....	268 (2017)
Total Offense .....	615 (2013)

**COMPARING AUBURN AND TEXAS A&M**

**AUBURN**

TEAM STATISTICS	AU	OPP
Points/PG	26.6	24.5
First Downs	174	181
Rushing/PG	164.1	162.4
Passing/PG	231.7	245.1
Total Off./PG	395.9	407.5
Time of Possession	29:51	30:09

**INDIVIDUAL LEADERS**

RUSHING	Att	Net	Avg.	TD
Bigsby	103	566	5.5	5
Nix	80	283	3.5	4

PASSING	C-A-I	Pct.	Yds.	TD
Nix	159-260-7	61.1	1854	10

RECEIVING	Rec.	Yds.	Avg.	TD
Williams	36	580	16.1	3
Schwartz	46	566	12.3	3
Stove	31	278	8.9	3

DEFENSE	U-A-TT	TFL	Int	PBU
McClain	38-39-77	3.0	0	0
Pappoe	45-22-67	2.5	1	2
Sherwood	33-21-54	3.0	0	2

**TEXAS A&M**

TEAM STATISTICS	TAMU	OPP
Points/PG	31.4	22.4
First Downs	158	128
Rushing/PG	185.3	87.1
Passing/PG	233.1	240.8
Total Off./PG	418.4	328.0
Time of Possession	33:23	26:37

**INDIVIDUAL LEADERS**

RUSHING	Att	Net	Avg.	TD
Spiller	130	784	6.0	6
Smith	34	187	5.5	2

PASSING	C-A-I	Pct.	Yds.	TD
Mond	128-216-2	59.2	1573	16

RECEIVING	Rec.	Yds.	Avg.	TD
Smith	29	348	12.0	5
Wydermyer	32	342	10.6	4
Lane	24	323	13.4	2

DEFENSE	U-A-TT	TFL	Int	PBU
Johnson	30-36-66	4.0	1	3
Hansford	13-25-38	5.5	0	1
O'Neal	21-13-34	2.0	2	3

## AUBURN - TEXAS A&amp;M SERIES RESULTS

(Series tied, 5-5)

YEAR	SCORE	SITE	DATE
1911:	A&M, 16-0	at Dallas, Texas	Oct. 21
1985:	A&M, 36-16	at Dallas, Texas [Cotton]	Jan. 1, '86
2012:	A&M, 63-21	at Auburn	Oct. 27
2013:	AU, 45-41	at College Station	Oct. 19
2014:	A&M, 41-38	at Auburn	Nov. 8
2015:	AU, 26-10	at College Station	Nov. 7
2016:	A&M, 29-16	at Auburn	Sept. 17
2017:	AU, 42-27	at College Station	Nov. 4
2018:	AU, 28-24	at Auburn	Nov. 3
2019:	AU, 28-20	at College Station	Sept. 21

at Auburn: A&amp;M leads, 3-1

at College Station: Auburn leads, 4-0

at Neutral Sites: A&amp;M leads, 2-0

at Dallas, Texas: A&amp;M leads, 2-0

## GAME-BY-GAME STATISTICS

## Series History

Date	Site	Result	Attend	Rank		AU				Rushing				Passing				Tot Off		TAMU				Rushing				Passing				TotOff	
				AU	TAMU	FD	No	Yds	TD	C	A	I	Yds	TD	No	Yds	FD	No	Yds	TD	C	A	I	Yds	TD	No	Yds						
1-1-86	Dallas	L	36-16	73,137	16	11	16	---	186	1	7-17-2	154	1	---	352	21	---	186	3	16-26-1	292	1	---	478									
10-27-12	Auburn	L	63-21	85,119	---	21	18	34	124	1	12-21-0	211	2	55	335	34	48	352	6	24-33-0	319	3	81	671									
10-19-13	College Station	W	45-41	87,165	24	7	27	60	379	4	11-25-0	236	2	85	615	29	40	133	1	30-42-2	469	4	82	602									
11-8-14	Auburn	L	41-38	87,451	3	---	31	59	363	4	15-21-0	219	1	80	582	22	35	176	0	19-29-1	277	4	64	453									
11-7-15	College Station	W	26-10	104,625	--	19	20	52	311	1	13-17-0	132	1	69	443	21	38	166	0	18-35-3	137	1	73	303									
9-17-16	Auburn	L	29-16	87,175	--	17	26	54	236	2	22-35-0	163	0	89	399	19	37	231	1	20-40-0	247	1	77	478									
11-4-17	College Station	W	42-27	100,257	14	--	23	52	228	2	20-27-0	268	3	79	496	13	34	143	1	16-33-0	200	2	67	343									
11-3-18	Auburn	W	28-24	85,945	--	25	13	21	19	1	19-30-0	259	3	51	278	28	47	203	2	16-32-1	220	1	79	423									
9-21-19	College Station	W	28-20	101,681	8	17	16	42	193	2	13-21-0	106	2	63	299	23	21	56	0	31-49-0	335	1	70	391									

**CAREER STATS VS. TEXAS A&M**

**PASSING**

Player	C-A-I	TD	Yds.	Yds/Gm
Bo Nix	12-20-0	100	1	100.0

**RUSHING**

Player	No.	Yds.	Avg/Carry	TD
Bo Nix	12	38	3.4	0
Anthony Schwartz	4	61	15.2	1
Shaun Shivers	8	29	3.6	0
Eli Stove	5	23	4.6	1

**RECEIVING**

Player	No.	Yds.	Avg/Catch	TD
Anthony Schwartz	3	34	11.3	0
John Samuel Shenker	1	6	6.0	1
Shaun Shivers	1	-6	-6.0	0
Eli Stove	5	57	11.4	0
Seth Williams	6	69	11.5	3

**PUNT RETURNS**

Player	No.	Yds.	Avg/Return	TD
Christian Tutt	3	80	28.0	0

**KICK RETURNS**

Player	No.	Yds.	Avg/Return	TD
Noah Igbinooghene	3	46	26.6	0

**DEFENSIVE**

Player	UA	A	Total	Misc.
K.J. Britt	5	4	9	1.0 TFL
Big Kat Bryant	-	-	-	3 QBH
Zakoby McClain	1	3	4	--
Roger McCreary	4	2	6	--
Smoke Monday	1	-	1	1 QBH
T. D. Moultry	5	1	6	1.0 Sack/1 QBH
Owen Pappoe	-	2	2	2 QBH
Jordyn Peters	1	1	2	--
Jamien Sherwood	3	3	6	--
Tyrone Truesdell	1	1	2	1.0 TFL/1.0 Sack
Christian Tutt	5	-	5	1.0 Sack/1.0 TFL

**PUNTING**

Player	No.	Yds.	Avg/Punt	Long
Aidan Marshall	5	237	47.4	70

**KICKING**

Player	PAT	FGA-FGM	Long FG	Total Points
Anders Carlson	8	--	--	8

**KENTUCKY (3-6, 3-6 SEC)**

Sept 26	@Auburn (SECN)	L, 13-29
Oct 3	OLE MISS (SECN)	L, 41-42 (OT)
Oct 10	MISS ST (SECN)	W, 24-2
Oct 17	@Tennessee (SECN)	W, 34-7
Oct 24	@Missouri (SECN)	L, 10-20
Oct 31	GEORGIA (SECN)	L, 3-14
Nov 14	VANDERBILT (SECN)	W, 38-35
Nov 21	@Alabama (SECN)	L, 3-63
Nov 28	@Florida	L, 10-34
Dec 5	SOUTH CAROLINA (SECN)	630p

**GEORGIA (6-2, 6-2 SEC)**

Sept 26	@Arkansas (SECN)	W, 37-10
Oct 3	AUBURN (ESPN)	W, 27-6
Oct 10	TENNESSEE (CBS)	W, 44-21
Oct 17	@Alabama (CBS)	L, 24-41
Oct 31	@Kentucky (SECN)	W, 14-3
Nov 7	vs Florida (Jacksonville/CBS)	L, 28-44
Nov 14	@Missouri (ESPN)	PPD
Nov 21	MISS ST (SECN)	W, 31-24
Nov 28	@South Carolina	W, 45-16
Dec 5	VANDERBILT	TBA

**ARKANSAS (3-5, 3-5 SEC)**

Sept 26	GEORGIA (SECN)	L, 10-37
Oct 3	@Miss St (SECNA)	W, 21-14
Oct 10	@Auburn (SECN)	L, 28-30
Oct 17	OLE MISS (ESPN2)	W, 33-21
Oct 31	@Texas A&M (SECN)	L, 31-42
Nov 7	TENNESSEE (SECN)	W, 24-13
Nov 14	@Florida (ESPN)	L, 35-63
Nov 21	LSU	L, 24-27
Nov 28	@Missouri	PPD
Dec 5	@Missouri (SECN)	1100a
Dec 5	ALABAMA	PPD

**SOUTH CAROLINA (2-7, 2-7 SEC)**

Sept 26	TENNESSEE (SECN)	L, 27-31
Oct 3	@Florida (ESPN)	L, 24-38
Oct 10	@Vanderbilt (SECN)	W, 41-7
Oct 17	AUBURN (ESPN)	W, 30-22
Oct 24	@LSU (ESPN)	L, 24-52
Nov 7	TEXAS A&M (ESPN)	L, 3-48
Nov 14	@Ole Miss (SECN)	L, 42-59
Nov 21	MISSOURI (SECNA)	L, 10-17
Nov 28	GEORGIA	L, 16-45
Dec 5	@Kentucky (SECN)	730p

**OLE MISS (4-4, 4-4 SEC)**

Sept 26	FLORIDA (ESPN)	L, 35-51
Oct 3	@Kentucky (SECN)	W, 42-41 (OT)
Oct 10	ALABAMA (ESPN)	L, 48-63
Oct 17	@Arkansas (ESPN2)	L, 21-33
Oct 24	AUBURN	L, 28-35
Oct 31	@Vanderbilt (SECN)	W, 54-21
Nov 14	SOUTH CAROLINA (SECN)	W, 59-42
Nov 21	@Texas A&M (CBS)	PPD
Nov 28	MISSISSIPPI STATE (SECN)	W, 31-24
Dec 5	@LSU	PPD

**LSU (3-4, 3-4 SEC)**

Sept 26	MISS ST (CBS)	L, 34-44
Oct 3	@Vanderbilt (SECN)	W, 41-7
Oct 10	MISSOURI (ESPN)	L, 41-45
Oct 17	@Florida (ESPN)	PPD
Oct 24	SOUTH CAROLINA (ESPN)	W, 52-24
Oct 31	@Auburn (CBS)	L, 11-48
Nov 14	ALABAMA (CBS)	PPD
Nov 21	@Arkansas (SECN)	W, 27-24
Nov 28	@Texas A&M (ESPN)	L, 7-20
Dec 5	ALABAMA (CBS)	700p
Dec 12	@Florida	TBA

**TENNESSEE (2-5, 2-5 SEC)**

Sept 26	@South Carolina (SECN)	W, 31-27
Oct 3	MISSOURI (SECN)	W, 35-21
Oct 10	@Georgia (CBS)	L, 21-44
Oct 17	KENTUCKY	L, 7-34
Oct 24	ALABAMA	L, 17-48
Nov 7	@Arkansas (SECN)	L, 13-24
Nov 14	TEXAS A&M (ESPN)	PPD
Nov 21	@Auburn (ESPN)	L, 17-30
Nov 28	@Vanderbilt	PPD
Dec 5	FLORIDA (CBS)	230p
Dec 12	TEXAS A&M	TBA

**ALABAMA (8-0, 8-0 SEC)**

Sept 26	@Missouri (ESPN)	W, 38-19
Oct 3	TEXAS A&M (CBS)	W, 52-24
Oct 10	@Ole Miss (ESPN)	W, 63-48
Oct 17	GEORGIA (CBS)	W, 41-24
Oct 24	@Tennessee	W, 48-17
Oct 31	MISS ST (ESPN)	W, 41-0
Nov 14	@LSU (CBS)	PPD
Nov 21	KENTUCKY (SECN)	W, 63-3
Nov 28	AUBURN (CBS)	W, 42-13
Dec 5	@Arkansas	PPD
Dec 5	@LSU (CBS)	700p

**TEXAS A&M (6-1, 6-1 SEC)**

Sept 26	VANDERBILT (SECNA)	W, 17-12
Oct 3	@Alabama (CBS)	L, 24-52
Oct 10	FLORIDA (ESPN)	W, 41-38
Oct 17	@Miss St (SECN)	W, 28-14
Oct 31	ARKANSAS (SECN)	W, 42-31
Nov 7	@South Carolina (ESPN)	W, 48-3
Nov 14	@Tennessee (ESPN)	PPD
Nov 21	OLE MISS (CBS)	PPD
Nov 28	LSU (ESPN)	W, 20-7
Dec 5	@Auburn (ESPN)	1100a
Dec 12	@Tennessee	TBA

**MISSISSIPPI STATE (2-6, 2-6 SEC)**

Sept 26	@LSU (CBS)	W, 44-34
Oct 3	ARKANSAS (SECNA)	L, 14-21
Oct 10	@Kentucky (SECN)	L, 2-24
Oct 17	TEXAS A&M (SECN)	L, 14-28
Oct 31	@Alabama (ESPN)	L, 0-41
Nov 7	VANDERBILT (SECN)	W, 24-17
Nov 14	AUBURN (SECN)	PPD
Nov 21	@Georgia (SECN)	L, 24-31
Nov 28	@Ole Miss (SECN)	L, 24-31
Dec 5	MISSOURI	PPD
Dec 12	AUBURN	TBA





@COACHGUSMALZAHN

**GUS MALZAHN » HEAD COACH**

**FAST FACTS**

» Gus Malzahn has won or played for a conference title in seven of his 13 seasons as a collegiate coach.

» Malzahn had 35 victories in his first four seasons as Auburn head coach, the second-most in Auburn history behind only Terry Bowden.

» His 20-7 record was the second-best start in Auburn history, only behind Terry Bowden, who started 20-1-1 in 1993-94.

» Malzahn's teams have won their conference championships in three of the last nine seasons - with Auburn in 2010 and 2013 and Arkansas State in 2012.

» Now in his eighth season, Malzahn is fifth among Auburn football coaches all-time in total wins.

The leaders (and seasons coached): **176**, Ralph "Shug" Jordan (25); **99**, Pat Dye (12) and Mike Donahue (18); **85**, Tommy Tuberville (10); **67, Gus Malzahn (8)**; **48**, Jack Meagher (9); **47**, Terry Bowden (6); **33**, Gene Chizik (4); **29**, Doug Barfield (5); **22**, Chet Wynne (4).

» Two of the four most productive offenses in SEC history were Malzahn concoctions: Auburn 2013 (7,018) and Auburn 2010 (6,989).

» Since 2000, in the eight seasons Malzahn has been at Auburn, the Tigers have posted 25 50-point games; in the 10 seasons without Malzahn, Auburn recorded just seven 50-point games. The Tigers have recorded three 50-point games in a season four times since Malzahn took over as Auburn head coach (2013, 2016, 2018, 2019).

» Just the third coach in SEC history to win an SEC title in his first year at a school, joining Bernie Moore (LSU, 1935) and John Vaught (Ole Miss, 1947).

» Malzahn is 50-11 (.819) at home as a collegiate head coach (5-1 in 2012 at Arkansas State; 8-0 in 2013, 6-1 in 2014, 3-4 in 2015, 6-2 in 2016, 7-0 in 2017, 5-2 in 2018, 6-1 in 2019 and 4-0 in 2020 at Auburn). He started his Auburn tenure with 13 consecutive home victories.

» In nine seasons at Auburn as an assistant or head coach, Malzahn's teams have had at least one first-team all-SEC selection each year.

» Malzahn's Auburn teams scored at least 20 points in his first 23 games as head coach; his Auburn teams have scored 20 points or more in 82 of 101 games (81%).

» Has produced 16 1,000-yard rushers in 12 years as a college head coach/offensive coordinator, and coached five 1,000-yard receivers and four 3,000-yard passers.

» 2013 national coach of the year awards: Eddie Robinson, Bobby Bowden, Bear Bryant, Home Depot, Associated Press, Liberty Mutual, Sporting News, SB Nation, USSA Amos Alonzo Stagg.

» In 14 seasons as a high school head coach in Arkansas, Malzahn led seven teams to the state championship game and won three titles. In July 2013, he was inducted into the Arkansas High School Sports Hall of Fame.

» Auburn has produced a rusher with 100 or more yards in 59 of 101 games under Malzahn.

**ONE-SCORE GAMES**

» Malzahn is 25-17 in one-score games as a college head coach (22-16 at Auburn).

**2-1 in 2020:** W, 30-28 vs. Arkansas; L, 22-30 at South Carolina; W, 35-28 at Ole Miss

**4-3 in 2019:** W, 27-21 vs. No. 11 Oregon; W, 28-20 at No. 17 Texas A&M; L, 20-23 at No. 2 LSU; W, 20-14 vs. Ole Miss; L, 14-21 vs. No. 5 Georgia; W, 48-45 vs. No. 5 Alabama; L, 24-31 vs. No. 16 Minnesota

**2-2 in 2018:** W, 21-16 vs. No. 6 Washington; L, 22-21 vs. No. 12 LSU; L, 30-24 vs. Tennessee; W, 28-24 vs. No. 25 Texas A&M

**0-3 in 2017:** L, 14-6 at No. 3 Clemson; L, 27-23 at LSU; L, 34-27 vs. No. 10 UCF

**2-1 in 2016:** L, 19-13 vs. No. 2 Clemson; W, 18-13 vs. No. 18 LSU; W, 23-16 vs. Vanderbilt; L, 13-7 at Georgia

**3-4 in 2015:** W, 31-25 vs. Louisville; W, 27-20 (OT) vs. Jacksonville State; L, 17-9 vs. Mississippi State; W, 30-27 at Kentucky; L, 54-46 (4OT) at Arkansas; L 27-19 vs. Ole Miss; L 20-13 vs. Georgia

**3-2 in 2014:** W, 20-14 at No. 20 Kansas State; W, 42-35 vs. South Carolina; W, 35-31 at No. 7 Ole Miss; L, 38-41 vs. Texas A&M; L, 31-34 (OT) vs. No. 14 Wisconsin

**6-1 in 2013:** W, 31-24 vs. Washington State; W, 24-20 vs. Mississippi State; W, 30-22 vs. No. 24 Ole Miss; W, 45-41 at No. 7 Texas A&M; W, 43-38 vs. No. 25 Georgia; W, 34-28 vs. No. 1 Alabama; L, 31-34 vs. No. 1 Florida State

**3-0 at Arkansas State (2012):** W, 33-28 vs. Memphis; W, 36-29 vs. South Alabama; W, 41-34 at Troy

YEAR	SCHOOL	REC.	CONF.	NOTES
2012	Arkansas State	9-3	7-1	Sun Belt Champion
2013	Auburn	12-2	7-1	SEC Champs/BCS Champ. Game
2014	Auburn	8-5	4-4	Outback Bowl
2015	Auburn	7-6	2-6	Birmingham Bowl Champion
2016	Auburn	8-5	5-3	Sugar Bowl
2017	Auburn	10-4	7-1	SEC West Champion / Peach Bowl
2018	Auburn	8-5	3-5	Music City Bowl Champion
2019	Auburn	9-4	5-3	Outback Bowl
2020	Auburn	5-3	5-3	
<b>at Auburn</b>	<b>(8 years)</b>	<b>67-34 (.663)</b>	<b>38-26 (.593)</b>	
<b>TOTAL</b>	<b>(9 years)</b>	<b>76-37 (.672)</b>	<b>45-27 (.625)</b>	

**MALZAHN FILE**

**COACHING CAREER**

Year	School	Position
2013-20	Auburn	Head Coach
2012	Arkansas State	Head Coach
2009-11	Auburn	Offensive Coordinator/QB
2007-08	Tulsa	Asst. HC/Co-Off. Coordinator
2006	Arkansas	Offensive Coordinator
2001-05	Springdale (Ark.)	Head Coach
1996-00	Shiloh Christian (Ark.)	Head Coach
1992-95	Hughes (Ark.)	Head Coach

**CHAMPIONSHIPS**

Year	School	Championship
2013	Auburn	SEC
2013	Auburn	SEC West
2012	Arkansas State	Sun Belt
2010	Auburn	BCS
2010	Auburn	SEC
2010	Auburn	SEC West
2008	Tulsa	CUSA West
2007	Tulsa	CUSA West
2006	Arkansas	SEC West

**BOWLS COACHED IN**

Year	School	Bowl
2020	Auburn	Outback
2018	Auburn	Music City
2018	Auburn	Chick-fil-A Peach
2017	Auburn	Sugar
2015	Auburn	Birmingham
2015	Auburn	Outback
2014	Auburn	BCS National Championship
2011	Auburn	Chick-fil-A
2011	Auburn	BCS National Championship
2010	Auburn	Outback
2009	Tulsa	GMAC
2008	Tulsa	GMAC
2007	Arkansas	Capital One

**2012 9-3, 7-1 SUN BELT ARKANSAS STATE**

**SUN BELT CHAMPIONS**

9/1	at Oregon	Eugene, OR	NR/5	34-57	L	56,144
9/8	MEMPHIS	JONESBORO	NR/NR	33-28	W	28,041
9/15	at Nebraska	Lincoln, NE	NR/24	13-42	L	85,290
9/22	ALCORN STATE	JONESBORO	NR/NR	56-0	W	21,559
9/29	* W. KENTUCKY	JONESBORO	NR/NR	13-26	L	25,160
10/4	* at FIU	Miami, FL	NR/NR	34-20	W	13,612
10/13	* SOUTH ALABAMA	JONESBORO	NR/NR	36-29	W	22,143
10/23	* at La.-Lafayette	Lafayette, LA	NR/NR	50-27	W	19,873
11/3	* at North Texas	Denton, TX	NR/NR	37-19	W	17,534
11/8	* ULM	JONESBORO	NR/NR	45-23	W	30,243
11/17	* at Troy	Troy, AL	NR/NR	41-34	W	20,614
12/1	* MIDDLE TENN.	JONESBORO	NR/NR	45-0	W	31,243

*Note: Arkansas State accepted a bid to the GoDaddy.com Bowl, but Malzahn did not coach in the game, having already been named Auburn head coach*

**2013 12-2, 7-1 SEC AUBURN**

**2nd AP, 2nd USA Today**

**SEC CHAMPIONS BCS NATIONAL CHAMPIONSHIP RUNNER-UP**

8/31	WASHINGTON STATE	AUBURN	NR/NR	31-24	W	85,095
9/7	ARKANSAS STATE	AUBURN	NR/NR	38-9	W	83,246
9/14	* MISSISSIPPI STATE	AUBURN	NR/NR	24-20	W	85,817
9/21	* at LSU	Baton Rouge, LA	NR/6	21-35	L	92,638
10/5	* OLE MISS	AUBURN	NR/24	30-22	W	86,504
10/12	WESTERN CAROLINA(HC)	AUBURN	NR/NR	62-3	W	84,171
10/19	* at Texas A&M	College Station, TX	24/7	45-41	W	87,165
10/26	FLORIDA ATLANTIC	AUBURN	11/NR	45-10	W	85,517
11/2	* at Arkansas	Fayetteville, AR	8/NR	35-17	W	66,835
11/9	* at Tennessee	Knoxville, TN	7/NR	55-23	W	102,455
11/16	* GEORGIA	AUBURN	7/25	43-38	W	87,451
11/30	* ALABAMA	AUBURN	4/1	34-28	W	87,451
SEC CHAMPIONSHIP GAME						
12/7	vs. Missouri	Atlanta, GA	3/5	59-42	W	75,632
VIZIO BCS NATIONAL CHAMPIONSHIP GAME						
1/6	vs. Florida State	Pasadena, CA	2/1	31-34	L	92,542

**2014 8-5, 4-4 SEC AUBURN**

**22nd AP, 23rd USA Today**

8/30	* ARKANSAS	AUBURN	5/NR	45-21	W	87,451
9/6	SAN JOSE' STATE	AUBURN	5/NR	59-13	W	87,451
9/18	at Kansas State	Manhattan, KS	5/20	20-14	W	53,046
9/27	LOUISIANA TECH	AUBURN	5/NR	45-17	W	87,451
10/4	* LSU	AUBURN	5/14	41-7	W	87,451
10/11	* at Mississippi State	Starkville, MS	2/3	23-38	L	62,945
10/25	* SOUTH CAROLINA	AUBURN	5/NR	42-35	W	87,451
11/1	* at Ole Miss	Oxford, MS	4/7	35-31	W	62,090
11/8	* TEXAS A&M	AUBURN	3/NR	38-41	L	87,451
11/15	* at Georgia	Athens, GA	9/16	7-34	L	92,746
11/22	SAMFORD	AUBURN	16/NR	31-7	W	87,451
11/29	* at Alabama	Tuscaloosa	15/2	44-55	L	101,821
OUTBACK BOWL						
1/1	vs. Wisconsin [OT]	Tampa, FL	19/17	31-34	L	92,542

**2015 7-6, 2-6 SEC AUBURN**

9/5	vs. Louisville	Atlanta, GA	6/NR	31-24	W	73,927
9/12	JACKSONVILLE ST [OT]	AUBURN	6/NR	27-20	W	87,451
9/19	* at LSU	Baton Rouge, LA	18/13	21-45	L	102,321
9/26	* MISSISSIPPI STATE	AUBURN	NR/NR	9-17	L	87,451
10/3	SAN JOSE' STATE	AUBURN	NR/NR	35-21	W	87,451
10/15	* at Kentucky	Lexington, KY	NR/NR	30-27	W	63,407
10/24	* at Arkansas [4OT]	Fayetteville, AR	NR/NR	46-54	L	72,008
10/31	* OLE MISS	AUBURN	NR/19	19-27	L	87,451
11/7	* at Texas A&M	College Station, TX	NR/25	26-10	W	104,625
11/14	* GEORGIA	AUBURN	NR/NR	13-20	L	87,451
11/21	IDAHO	AUBURN	NR/NR	56-34	W	87,451
11/28	* ALABAMA	AUBURN	NR/2	13-29	L	87,451
BIRMINGHAM BOWL						
12/30	vs. Memphis	Birmingham, AL	NR/NR	31-10	W	59,430

2016		8-5, 5-3 SEC AUBURN				
24th AP, 22nd USA Today						
9/3	CLEMSON	AUBURN	NR/2	13-19	L	87,451
9/10	ARKANSAS STATE	AUBURN	NR/NR	51-14	W	86,825
9/17	* TEXAS A&M	AUBURN	NR/17	16-29	L	87,175
9/24	* LSU	AUBURN	NR/18	18-13	W	87,451
10/1	ULM	AUBURN	NR/NR	58-7	W	84,243
10/8	* at Mississippi State	Starkville, MS	NR/NR	38-14	W	60,102
10/22	* ARKANSAS	AUBURN	21/17	56-3	W	87,451
10/29	* at Ole Miss	Oxford, MS	15/NR	40-29	W	65,927
11/5	* VANDERBILT	AUBURN	11/NR	23-16	W	87,451
11/12	* at Georgia	Athens, GA	9/NR	7-13	L	92,746
11/19	ALABAMA A&M	AUBURN	15/NR	55-0	W	87,451
11/26	* at Alabama	Tuscaloosa	13/1	12-30	L	101,821
ALLSTATE SUGAR BOWL						
1/2	vs. Oklahoma	New Orleans, LA	14/7	19-35	L	54,077

2019		9-4, 5-3 SEC AUBURN				
14th AP, 14th USA Today						
8/31	vs. Oregon	Arlington, Texas	16/11	27-21	W	60,662
9/7	TULANE	AUBURN	10/NR	24-6	W	85,317
9/14	KENT STATE	AUBURN	8/NR	55-16	W	84,542
9/21	* at Texas A&M	College State, Texas	8/17	28-20	W	101,681
9/28	* MISSISSIPPI STATE	AUBURN	7/NR	56-23	W	87,451
10/5	* at Florida	Gainesville, Fla.	7/10	13-24	L	90,584
10/19	* at Arkansas	Fayetteville, Ark.	11/NR	51-10	W	54,619
10/26	* at LSU	Baton Rouge, La.	9/2	20-23	L	102,160
11/2	* OLE MISS	AUBURN	11/NR	20-14	W	87,451
11/16	* GEORGIA	AUBURN	13/5	14-21	L	87,451
11/23	SAMFORD	AUBURN	16/NR	52-0	W	80,692
11/30	* ALABAMA	AUBURN	16/5	48-45	W	87,451
OUTBACK BOWL						
1/1	vs. Minnesota	Tampa, Fla.	9/16	24-31	L	45,652

2017		10-4, 7-1 SEC AUBURN				
10th AP, 12th USA Today, SEC WEST CHAMPIONS						
9/2	GA. SOUTHERN	AUBURN	12/NR	41-7	W	87,451
9/9	at Clemson	Clemson, SC	13/3	6-14	L	81,799
9/16	MERCER	AUBURN	15/NR	24-10	W	87,033
9/23	* at Missouri	Columbia, MO	15/NR	51-14	W	54,574
9/30	* MISSISSIPPI STATE	AUBURN	13/24	49-10	W	86,901
10/7	* OLE MISS	AUBURN	12/NR	44-23	W	86,700
10/14	* at LSU	Baton Rouge, LA	10/NR	23-27	L	101,601
10/21	* at Arkansas	Fayetteville, AR	21/NR	52-20	W	71,961
11/4	* at Texas A&M	College Station, TX	16/NR	42-27	W	100,257
11/11	* GEORGIA	AUBURN	10/2	40-17	W	87,451
11/18	ULM	AUBURN	6/NR	42-14	W	82,133
11/25	* ALABAMA	AUBURN	6/1	26-14	W	87,451
12/2	vs. Georgia	Atlanta, GA	4/6	7-28	L	76,534
CHICK-FIL-A PEACH BOWL						
1/1	vs. UCF	Atlanta, GA	7/10	27-34	L	71,109

2020		5-3, 5-3 SEC AUBURN				
9/26	* KENTUCKY	AUBURN	8/23	29-13	W	17,490
10/3	* at Georgia	Athens, Ga.	7/4	6-27	L	20,524
10/10	* ARKANSAS	AUBURN	13/NR	30-28	W	17,490
10/17	* at South Carolina	Columbia, S.C.	15/NR	22-30	L	15,766
10/24	* at Ole Miss	Oxford, Miss.	RV/NR	35-28	W	15,037
10/31	* LSU	AUBURN	RV/RV	48-11	W	17,490
11/21	* TENNESSEE	AUBURN	23/NR	30-17	W	17,490
11/28	* at Alabama	Tuscaloosa, Ala.	22/1	13-42	L	19,424

Note: Middle column denotes Auburn/Opponent AP ranking at time of game ... attendance listed in far right column

2018		8-5, 3-5 SEC AUBURN				
9/1	vs. Washington	Atlanta, GA	9/6	21-16	W	70,103
9/8	ALABAMA ST.	AUBURN	7/NR	63-9	W	84,806
9/12	* LSU	AUBURN	7/12	21-22	L	86,787
9/22	* ARKANSAS	AUBURN	9/NR	34-3	W	84,188
9/29	SOUTHERN MISS	AUBURN	10/NR	24-13	W	83,792
10/6	* at Mississippi State	Starkville, MS	8/NR	9-23	L	60,635
10/13	* TENNESSEE	AUBURN	21/NR	24-30	L	84,589
10/20	* at Ole Miss	Oxford, MS	NR/NR	31-16	W	56,885
11/3	* TEXAS A&M	AUBURN	NR/25	28-24	W	85,945
11/10	* at Georgia	Athens, GA	NR/5	10-27	L	92,746
11/17	LIBERTY	AUBURN	NR/NR	53-0	W	81,129
11/24	* at Alabama	Tuscaloosa, AL	NR/1	21-52	L	101,821
MUSIC CITY BOWL						
12/28	vs. Purdue	Nashville, TN	NR/NR	63-14	W	59,024



**MALZAHN VS. ALL OPPONENTS**

Alabama.....	3-5
Alabama A&M.....	1-0
Alabama State.....	1-0
Alcorn State.....	1-0
Arkansas.....	7-1
Arkansas State.....	2-0
Clemson.....	0-2
Florida.....	0-1
Florida Atlantic.....	1-0
Florida International.....	1-0
Florida State.....	0-1
Georgia.....	2-7
Georgia Southern.....	1-0
Idaho.....	1-0
Jacksonville State.....	1-0
Kansas State.....	1-0
Kent State.....	1-0
Kentucky.....	2-0
Liberty.....	1-0
LSU.....	3-5
Louisiana-Lafayette.....	1-0
ULM.....	3-0
Louisiana Tech.....	1-0
Louisville.....	1-0
Memphis.....	2-0
Mercer.....	1-0
Middle Tennessee State.....	1-0
Minnesota.....	0-1
Ole Miss.....	7-1
Mississippi State.....	4-3
Missouri.....	2-0
Nebraska.....	0-1
North Texas.....	1-0
Oklahoma.....	0-1
Oregon.....	1-1
Purdue.....	1-0
Samford.....	2-0
San Jose' State.....	2-0
South Alabama.....	1-0
South Carolina.....	1-1
Southern Miss.....	1-0
Tennessee.....	2-1
Texas A&M.....	5-2
Troy.....	1-0
Tulane.....	1-0
UCF.....	0-1
Vanderbilt.....	1-0
Washington.....	1-0
Washington State.....	1-0
Western Carolina.....	1-0
Western Kentucky.....	0-1
Wisconsin.....	0-1
TOTALS.....	76-37

**MISC. UNDER MALZAHN**

**Longest Scoring Drive**

BY PLAYS: 16 - vs. Liberty, 11-17-18;  
at Arkansas, 10-24-15;  
vs. #25 Georgia, 11-16-13

BY TIME: 8:35 - at Miss. St., 10-8-16

BY YARDS: 99 - vs. Miss. St., 9-30-17; at #3  
Miss. St., 10-11-14; vs. LSU, 10-31-20

**Most Plays:** 90 at #2 Alabama, 11-29-14; 90 vs.  
Ole Miss, 11-2-19

**Most Plays Against:** 91 by #19 Ole Miss,  
10-31-15

**TEAM SUPERLATIVES UNDER MALZAHN**

**Most Points**

1.	63 vs. Purdue [MUSIC CITY]	12-28-18
	63 vs. Alabama State	9-8-18
3.	62 vs. Western Carolina	10-12-13
4.	59 vs. #5 Missouri [SECCG]	12-7-13
	59 vs. San Jose State	9-6-14

**Fewest Points Allowed**

1.	0 vs. Samford	11-23-19
	0 vs. Liberty	11-17-18
	0 vs. Alabama A&M	11-19-16
4.	3 vs. #17 Arkansas	10-22-16
	3 vs. Arkansas	9-22-18
	3 vs. Western Carolina	10-12-13

**Most First Downs**

1.	36 vs. ULM	10-1-16
2.	32 vs. Arkansas State	9-10-16
	32 vs. Kent State	9-14-19
4.	31 vs. Texas A&M	11-8-14
5.	30 vs. Western Carolina	10-12-13
	30 vs. #5 Missouri [SECCG]	12-7-13

**Fewest First Downs Allowed**

1.	6 vs. Western Carolina	10-12-13
2.	7 vs. Liberty	11-17-18
3.	8 vs. Georgia Southern	9-2-17
4.	9 vs. Alabama A&M	11-19-16
5.	10 vs. Alabama State	9-8-18
	10 vs. Florida Atlantic	10-26-13
[SEC]	13 vs. Arkansas	9-22-18
	13 vs. #14 LSU	10-4-14

**Most Rushing Attempts**

1.	74 vs. #5 Missouri [SECCG]	12-7-13
2.	66 vs. ULM	10-1-16
3.	62 vs. Arkansas State	9-10-16
	62 vs. Kent State	9-14-19
5.	61 vs. Liberty	11-17-18

**Fewest Rushing Attempts, Opponent**

1.	21 at #17 Texas A&M	9-21-19
	21 vs. Southern Miss	9-29-18
	21 vs. Mississippi State	9-26-15
4.	23 vs. Washington State	8-31-13
5.	24 vs. Alabama A&M	11-19-16

**Most Rushing Yards**

1.	545 vs. #5 Missouri [SECCG]	12-7-13
2.	543 vs. #17 Arkansas	10-22-16
3.	511 vs. Western Carolina	10-12-13
4.	467 vs. Kent State	9-14-19
5.	462 vs. Arkansas State	9-10-16

**Fewest Rushing Yards Allowed**

1.	25 vs. #17 Arkansas	10-22-16
2.	27 vs. Alabama A&M	11-19-16
3.	32 vs. LSU	10-31-20
4.	40 at #20 Kansas State	9-18-14
5.	45 vs. Southern Miss	9-29-18

**Most Passes Attempted**

1.	50 vs. #5 Georgia	11-16-19
2.	47 at South Carolina	10-17-20
3.	46 vs. Tennessee	10-13-18
4.	44 vs. Ole Miss	11-2-19
5.	43 at #2 Alabama	11-29-14
	43 vs. #10 UCF [PEACH]	1-1-18

**Most Passes Completed**

1.	32 vs. Mercer	9-16-17
2.	30 vs. Ole Miss	11-2-19
	30 vs. #5 Georgia	11-16-19
4.	28 vs. Tennessee	10-13-18
	28 vs. #10 UCF [PEACH]	1-1-18

**Fewest Passes Attempted, Opponent**

1.	9 vs. Georgia Southern	9-2-17
2.	17 at Mississippi St.	10-6-18
	17 vs. Western Carolina	10-12-13
	17 at #13 LSU	9-19-15
	17 vs. Georgia	11-14-15

**Fewest Passes Completed, Opponent**

1.	4 vs. Georgia Southern	9-2-17
2.	6 vs. Western Carolina	10-12-13
3.	8 vs. #14 LSU	10-4-14
4.	9 at Mississippi St.	10-6-18
5.	9 vs. Liberty	11-17-18

**Most Passing Yards**

1.	456 at #2 Alabama	11-29-14
2.	378 vs. Purdue [MUSIC CITY]	12-28-18
3.	364 vs. Mercer	9-16-17
4.	361 vs. Mississippi State	9-28-19
5.	340 vs. Ole Miss	11-2-19

**Fewest Passing Yards Allowed**

1.	8 vs. Georgia Southern	9-2-17
2.	63 vs. Samford	11-23-19
3.	69 at Mississippi St.	10-6-18
4.	74 at #13 LSU	9-19-15
5.	79 vs. Liberty	11-17-18

**Most Total Offense**

1.	712 vs. Western Carolina	10-12-13
2.	706 vs. Arkansas State	9-10-16
3.	688 vs. ULM	10-1-16
4.	677 vs. #5 Missouri [SECCG]	12-7-13
5.	633 vs. Kent State	9-14-19

**Fewest Total Yards Allowed**

1.	78 vs. Georgia Southern	9-2-17
2.	114 vs. Samford	11-23-19
3.	130 vs. Alabama A&M	11-19-16
4.	134 vs. Liberty	11-17-18
5.	173 vs. Western Carolina	10-12-13
[SEC]	215 vs. #17 Arkansas	10-22-16

**Punting Average (Min. of 4)**

1.	65.0 vs. Ole Miss	11-2-19
2.	50.0 at #13 LSU	9-19-15
3.	49.2 vs. Oklahoma [SUGAR]	1-2-17
4.	48.2 vs. #25 Texas A&M	11-3-18
5.	48.0 vs. Mississippi State	9-14-13

**Most Time of Possession**

1.	39:13 vs. Liberty	11-17-18
2.	36:30 at Alabama	11-28-20
3.	36:10 vs. Mississippi State	9-26-15
4.	36:03 vs. Ole Miss	11-2-19
5.	36:02 vs. #1 Alabama	11-25-17

**MALZAHN ERA RECORDS**

	<b>2020 ....All-Time</b>	
Jordan-Hare Stadium.....	4-0.....	45-10
Away.....	1-3.....	16-18
Neutral.....	0-0.....	6-6
SEC (reg. season only).....	5-3.....	38-26
West.....	3-1.....	29-17
East.....	2-2.....	9-9
Non-Conference.....	0-0.....	29-8
Overtime Games.....	0-0.....	1-2
Day Games.....	4-2.....	38-22
Night Games.....	1-1.....	31-12
August.....	0-0.....	3-0
September.....	1-0.....	22-7
October.....	3-2.....	19-10
November.....	1-1.....	20-11
December/January.....	0-0.....	3-6
AU scores first.....	3-1.....	49-16
Opponent scores first.....	2-2.....	18-18
Leading at half.....	3-1.....	53-9
Trailing at half.....	0-2.....	9-23
Tied at half.....	2-0.....	5-2
Leading after 3rd.....	4-0.....	58-4
Trailing after 3rd.....	0-3.....	6-27
Tied after 3rd.....	1-0.....	3-3
Scoring less than 20 pts.....	0-2.....	1-18
Scoring 20+ pts.....	5-1.....	66-16
Scoring 30+ pts.....	4-0.....	51-5
Allowing less than 20 pts.....	3-0.....	41-4
Allowing 20+ pts.....	2-3.....	26-30
Allowing 30+ pts.....	0-2.....	7-17
Rushing for <100 yds.....	1-1.....	4-9
Rushing for 100+ yds.....	4-2.....	63-25
Rushing for 200+ yds.....	3-1.....	49-9
Passing for 200+ yds.....	4-2.....	39-14
Passing for 300+ yds.....	1-0.....	6-4
Totaling less than 300 yds.....	0-1.....	3-15
300+ yds of total offense.....	5-2.....	64-19
400+ yds of total offense.....	3-1.....	48-11
500+ yds of total offense.....	1-0.....	27-2
Allowing <100 yds rushing.....	1-0.....	21-3
Allowing <300 yds total offense.....	0-1.....	22-4
Allowing 300+ yds total offense.....	5-2.....	45-30
Have a 100-yd rusher.....	2-1.....	45-13
Opp. have a 100-yd rusher.....	1-0.....	13-18
AU out-rushes opp.....	2-1.....	57-11
AU is out-rushed.....	3-2.....	9-23
Rushing yards tied.....	0-0.....	1-0
AU out-passes opp.....	2-1.....	32-9
AU is out-passed.....	3-2.....	35-25
vs. AP Top 5.....	0-2.....	5-13
vs. AP Top 10.....	0-2.....	8-18
vs. AP Top 25.....	1-2.....	20-25

**INDIVIDUAL SUPERLATIVES UNDER MALZAHN**

<b>Rushing Attempts</b>			
1.	46	Tre Mason vs. #5 Missouri [SEC]	12-7-13
2.	39	Kamryn Pettway at Miss. St.	10-8-16
3.	37	Peyton Barber at Arkansas	10-24-15
4.	34	Kamryn Pettway vs. Mercer	9-16-17
5.	34	Tre Mason vs. #1 Florida St. [BCS]	1-6-14
<b>Net Rushing Yards</b>			
1.	304	Tre Mason vs. #5 Missouri [SEC]	12-7-13
2.	236	Kamryn Pettway at Ole Miss	10-29-16
3.	221	C. Artis-Payne vs. Texas A&M	11-8-14
4.	214	Nick Marshall at Tennessee	11-9-13
5.	204	Kerryon Johnson vs. Ole Miss	10-7-17
<b>Rushing TDs</b>			
1.	5	Kerryon Johnson at Missouri	9-23-17
	5	Peyton Barber vs. San Jose St.	10-3-15
3.	4	Peyton Barber at Arkansas	10-24-15
	4	Tre Mason vs. #5 Missouri	12-7-13
	4	Tre Mason at Arkansas	11-2-13
<b>Pass Attempts</b>			
1.	50	Bo Nix vs. #5 Georgia	11-16-19
2.	47	Bo Nix at South Carolina	10-71-20
3.	45	Jarrett Stidham vs. Tennessee	10-13-18
4.	44	Bo Nix vs. Ole Miss	11-2-19
5.	43	Jarrett Stidham vs. #10 UCF [Peach]	1-1-18
	43	Nick Marshall at #2 Alabama	11-29-14
<b>Pass Completions</b>			
1.	32	Jarrett Stidham vs. Mercer	9-16-17
2.	30	Bo Nix vs. Ole Miss	11-2-19
	30	Bo Nix vs. #5 Georgia	11-16-19
4.	28	Jarrett Stidham vs. Tennessee	10-13-18
	28	Jarrett Stidham vs. #10 UCF [Peach]	1-1-18
<b>Net Passing Yards</b>			
1.	456	Nick Marshall at #2 Alabama	11-29-14
2.	373	Jarrett Stidham v Purdue [MusicCity]	12-28-18
3.	364	Jarrett Stidham vs. Mercer	9-16-17
4.	340	Bo Nix vs. Ole Miss	11-2-19
5.	339	Nick Marshall vs. Mississippi St.	9-14-13
<b>Passing TDs</b>			
1.	5	Jarrett Stidham v Purdue [MusicCity]	12-28-18
2.	4	Jeremy Johnson vs. W. Caro.	10-12-13
3.	3	Bo Nix vs. LSU	10-31-20
	3	Bo Nix vs. #23 Kentucky	9-26-20
	3	Bo Nix at Arkansas	10-19-19
	3	Jarrett Stidham vs. #2 Georgia	11-11-17
	3	Jarrett Stidham at Texas A&M	11-4-17
	3	Sean White vs. Arkansas St.	9-10-16
	3	Nick Marshall at #2 Alabama	11-29-14
	3	Nick Marshall vs. La. Tech	9-27-14
<b>Receptions</b>			
1.	13	Ryan Davis at #5 Georgia	11-10-18
	13	Seth Williams vs. #5 Georgia	11-16-19
3.	11	Ryan Davis vs. #1 Alabama	11-25-17
4.	10	Ricardo Louis vs. Jacksonville St.	9-12-15
	10	Anthony Schwartz vs. Arkansas	10-10-20
<b>Receiving Yards</b>			
1.	206	Sammie Coates at #2 Alabama	11-29-14
2.	161	Seth Williams vs. Mississippi State	9-28-19
3.	160	Darius Slayton v Purdue [MusicCity]	12-28-18
4.	154	Ricardo Louis at Kentucky	10-15-15
5.	154	D'haquille Williams vs. Arkansas	8-30-14
<b>Receiving TDs</b>			
1.	3	Darius Slayton v Purdue [MusicCity]	12-28-18
2.	2	Seth Williams vs. #23 Kentucky	9-26-20
	2	Zach Farrar vs. Samford	11-23-19
	2	Seth Williams at Arkansas	10-19-19
	2	Seth Williams vs. Mississippi State	9-28-19
	2	Seth Williams vs. #25 Texas A&M	11-3-18
	2	Tony Stevens vs. Arkansas St.	9-10-16
	2	Sammie Coates at #2 Alabama	11-29-14
	2	D'haquille Williams at #3 Miss. St.	10-11-14
	2	Quan Bray vs. La. Tech	9-27-14
	2	Sammie Coates vs. FAU	10-26-13
<b>Punts</b>			
1.	10	Arryn Siposs at #2 LSU	10-26-19
2.	8	Arryn Siposs at #17 Texas A&M	9-21-19
	8	Arryn Siposs vs. #25 Texas A&M	11-3-18
	8	Arryn Siposs vs. Southern Miss	9-29-18
	8	Ian Shannon at #3 Clemson	9-9-17
	8	Kevin Phillips at Georgia	11-12-16

<b>Punts Inside The 20</b>			
1.	5	Steven Clark vs. #1 Florida St. [BCS]	1-6-14
2.	4	Kevin Phillips at Georgia	11-12-16
3.	3	done 11 times	
<b>Punt Returns</b>			
1.	6	Marcus Davis vs. Memphis [B'Ham]	12-30-15
2.	5	Quan Bray at #6 LSU	9-21-13
	5	Christian Tutt vs. #11 Oregon	8-31-19
4.	4	Stephen Roberts vs. Mercer	9-16-17
	4	Chris Davis vs. Florida Atlantic	10-26-16
<b>Punt Return Yards</b>			
1.	127	Chris Davis at Tennessee	11-9-13
2.	98	Quan Bray vs. La. Tech	9-27-14
3.	94	Marcus Davis vs. Memphis	12-30-15
4.	84	Ryan Davis vs. Arkansas	9-22-18
5.	71	Chris Davis vs. Florida Atlantic	10-26-13
<b>Kickoff Returns</b>			
1.	6	Noah Igbinoghene vs. #10 UCF [Peach]	11-1-18
2.	5	Shaun Shivers	11-28-20
3.	4	Tank Bigsby vs. Arkansas	10-10-20
	4	Tank Bigsby at #4 Georgia	10-3-20
	4	Kerryon Johnson at Kentucky	10-15-15
<b>Kickoff Return Yards</b>			
1.	174	Noah Igbinoghene vs. #10 UCF [Peach]	11-1-18
2.	141	Tre Mason vs. Washington St.	8-31-13
3.	111	Kerryon Johnson at Kentucky	10-15-15
4.	106	Noah Igbinoghene vs. #16 Minnesota [Outback]	1-1-20
	106	Tank Bigsby vs. Arkansas	10-10-20
<b>FG Attempts</b>			
1.	6	Daniel Carlson vs. #18 LSU	9-24-16
2.	5	Anders Carlson vs. #6 Wash.	9-1-18
	5	Daniel Carlson at #1 Alabama	11-26-16
	5	Daniel Carlson at #2 Alabama	11-29-14
	5	Anders Carlson vs. Ole Miss	11-2-19
6.	4	done 13 times	
<b>FG Made</b>			
1.	6	Daniel Carlson vs. #18 LSU	9-24-16
2.	5	Daniel Carlson at #2 Alabama	11-29-14
3.	4	Anders Carlson vs. #5 Alabama	11-30-19
	4	Daniel Carlson vs. #2 Georgia	11-11-17
	4	Daniel Carlson at #1 Alabama	11-26-16
	4	Daniel Carlson at Ole Miss	10-29-16
	4	Daniel Carlson at #25 Texas AM	11-7-15
	4	Daniel Carlson vs. #19 Ole Miss	10-31-15
<b>Tackles</b>			
1.	15	Jeremiah Dinson at Mississippi St	10-6-18
	15	Jeremiah Dinson at #2 LSU	10-26-19
3.	14	Owen Pappoe at Ole Miss	10-24-20
	14	Jamien Sherwood at #4 Georgia	10-3-20
	14	Johnathan Ford vs. #19 Ole Miss	10-31-15
	14	Johnathan Ford at Kentucky	10-15-15
	14	Johnathan Ford vs. San Jose St.	10-3-15
	14	Kris Frost vs. South Carolina	10-25-14
<b>Tackles For Loss</b>			
1.	4.0	Deshaun Davis vs. #12 LSU	9-15-18
	4.0	Deshaun Davis at #1 Alabama	11-26-16
3.	3.5	Derrick Brown vs. #5 Alabama	11-30-19
	3.5	Dontavious Russell vs. ULM	11-18-17
	3.5	Carl Lawson vs. #24 Ole Miss	10-5-13
6.	3.0	done 7 times	
<b>Interceptions</b>			
1	2	Daniel Thomas vs. Alabama St.	9-8-18
	2	Daniel Thomas at #1 Alabama	11-26-16
	2	J. Whitehead vs. #17 Wisconsin [Outback]	1-1-15
	2	Jonathan Jones vs. S. Carolina	10-25-14
	2	Jonathan Jones at #3 Miss. St.	10-11-14
	2	Robenson Therezie vs. Wash. St.	8-31-13
<b>Interception Yards</b>			
1.	100	Smoke Monday vs. Tennessee	11-21-20
	100	Zakoby McClain vs. #5 Alabama	11-30-19
3.	78	R. Therezie vs. #24 Ole Miss	10-5-13
4.	57	Javaris Davis vs. Arkansas	9-22-18
	57	Christian Tutt vs. Ole Miss	11-2-19



Pat Dye Field at Jordan-Hare Stadium, the nation's 12th-largest on-campus stadium with a capacity of 87,451, is in its 81st year as home to the Auburn Tigers.

On football Saturdays in Auburn, Jordan-Hare Stadium becomes Alabama's sixth-largest city. More than 75,000 season tickets have been sold to Auburn home games in each of the last 24 years.

The stadium is named for Ralph "Shug" Jordan, Auburn's all-time winningest football coach, and Clifford Leroy Hare, a member of Auburn's first football team, president of the old Southern Conference and long-time chairman of Auburn's Faculty Athletic Committee.

Legendary coach Pat Dye has also had his name forever attached to Jordan-Hare Stadium, as the turf officially became known as Pat Dye Field at Jordan-Hare Stadium prior to the 2005 Iron Bowl. Dye, who served as coach and athletics director at Auburn (1981-92) and was inducted into the College Football Hall of Fame (2005), led Auburn to a 99-39-4 record and four SEC titles in his 12 seasons on the Plains.

What is now Jordan-Hare Stadium was dedicated November 30, 1939, at the Auburn-Florida game. Babe McGehee, who passed away in 2005, scored the first touchdown in what was then called "Auburn Stadium," by catching a pass from Dick McGowen. McGowen, who later coached at Auburn under Jordan, kicked the extra point and Auburn tied Florida, 7-7.

That first stadium held 7,500 seats and consisted of what is now the bottom part of the lower west stands. When the stadium was renamed "Cliff Hare Stadium" in 1949, 14,000 seats—the present lower east stands—had been added, raising capacity to 21,500.

Jordan became head coach in 1951 and the stadium underwent three major expansions in 15 years. More than 40,000 seats, virtually half of the stadium's present capacity, were added while Jordan was the coach.

Cliff Hare Stadium became Jordan-Hare Stadium in 1973. It was the first stadium in the country to be named for an active coach.

Overall, Auburn has played 423 games in Jordan-Hare Stadium, winning 332, losing 84 and tying seven for a winning percentage of .793 against some of the best teams in college football.

JHS QUICK FACTS

ATTENDANCE AVERAGE

1993.....	81,062
1994.....	81,287
1995.....	81,181
1996.....	82,468
1997.....	83,545
1998.....	81,105
1999.....	80,905
2000.....	82,435
2001.....	85,448
2002.....	82,943
2003.....	85,203
2004.....	83,085
2005.....	84,161
2006.....	85,063
2007.....	84,689
2008.....	86,915
2009.....	84,614
2010.....	86,087
2011.....	85,792
2012.....	82,646
2013.....	85,656
2014.....	87,451
2015.....	87,451
2016.....	86,937
2017.....	86,446
2018.....	84,462
2019.....	85,765
2020.....	17,490*

ALL-TIME WINNING PERCENTAGE BY STADIUM

Year	Record	Winning Pct.
1. Alabama: Bryant-Denny Stadium (1929)	277-54-3	.833
2. Georgia Southern: Paulson Stadium (1984)	202-41	.831
3. Marshall: Joan C. Edwards Stadium (1991)	170-35	.829
4. Boise State: Albertsons Stadium (1970)	274-57	.827
5. Oklahoma: Oklahoma Memorial (1923)	406-87-15	.813
6. Penn State: Beaver Stadium (1960)	297-77	.794
<b>Auburn: Jordan-Hare Stadium (1939)</b>	<b>334-84-7</b>	<b>.794</b>
8. Ohio State: Ohio Stadium (1922)	453-112-20	.791
9. Tennessee: Neyland Stadium (1921)	473-136-17	.769
10. App. St.: Kidd Brewer Stadium (1962)	257-76-5	.767

\*Jordan-Hare capacity in 2020 is 20% because of pandemic.

LARGEST ON-CAMPUS STADIUMS

1. Michigan Stadium (Michigan).....	107,601
2. Beaver Stadium (Penn State).....	106,572
3. Ohio Stadium (Ohio State).....	104,944
4. Kyle Field (Texas A&M).....	102,733
5. Neyland Stadium (Tennessee).....	102,455
6. Tiger Stadium (LSU).....	102,321
7. Bryant-Denny Stadium (Alabama).....	101,821
8. Darrell K. Royal-Texas Memorial Stadium (Texas).....	100,119
9. Sanford Stadium (Georgia).....	92,746
10. Ben Hill Griffin Stadium (Florida).....	88,548
<b>11. Jordan-Hare Stadium (Auburn).....</b>	<b>87,451</b>
12. Oklahoma Memorial Stadium (Oklahoma).....	86,112
13. Nebraska Memorial Stadium (Nebraska).....	85,458
14. Clemson Memorial Stadium (Clemson).....	81,500
15. Notre Dame Stadium (Notre Dam).....	80,795



## RECORDS UPDATE

### CAREER RECORDS UPDATE

#### Receiving Yardage

Player	Seasons	Rec	Yards
1. Terry Beasley	1969-71	141	2507
2. Tyrone Goodson	1993-97	136	2283
3. Karsten Bailey	1995-98	150	2174
4. Courtney Taylor	2003-06	153	2098
5. Emory Blake	2009-12	128	2022
6. Frank Sanders	1991-94	121	1998
7. Darvin Adams	2008-10	115	1978
8. Freddy Weygand	1984-88	99	1946
<b>9. Seth Williams</b>	<b>2018-</b>	<b>121</b>	<b>1944</b>
10. Lawyer Tillman	1985-88	93	1808
11. Sammie Coates	2012-14	82	1757
12. Darius Slayton	2016-18	79	1605
13. Rodgeriquis Smith	2004-08	114	1598
14. Byron Franklin	1977-80	74	1573
14. Ryan Davis	2015-18	178	1555
15. Ronney Daniels	1999-00	90	1446

#### Yards Per Reception (min. 40 receptions)

Player	Seasons	Rec	Yards	Yds/Rec
1. Alexander Wright	1986-89	56	1320	23.57
2. Sammie Coates	2012-14	82	1757	21.43
3. Byron Franklin	1977-80	74	1573	21.26
4. Darius Slayton	2016-18	79	1605	20.32
5. Freddy Weygand	1984-88	99	1946	19.66
6. Jimmy Phillips	1955-57	52	1012	19.46
7. Devin Aromashodu	2002-05	71	1333	18.77
8. Terry Beasley	1969-71	141	2507	17.78
9. Darvin Adams	2008-10	115	1978	17.20
10. Erik Russell	1947-49	41	701	17.10
-- <b>Seth Williams</b>	<b>2018-</b>	<b>121</b>	<b>1944</b>	<b>16.1</b>

#### Touchdown Receptions

Player	Seasons	Rec	TD
1. Terry Beasley	1969-71	141	29
2. Ben Obomanu	2002-05	97	18
3. Darvin Adams	2008-10	115	17
Karsten Bailey	1995-98	150	17
5. Emory Blake	2009-12	128	16
<b>Seth Williams</b>	<b>2018-</b>	<b>113</b>	<b>16</b>
7. Frank Sanders	1991-94	121	15
Byron Franklin	1977-80	74	15
9. Philip Lutzenkirchen	2009-12	59	14
Lawyer Tillman	1985-88	93	14
11. Sammie Coates	2012-14	82	13

#### Receptions

Player	Seasons	Yards	Avg	Rec
1. Ryan Davis	2015-18	1555	8.74	178
2. Courtney Taylor	2003-06	2098	13.71	153
3. Karsten Bailey	1995-98	2174	14.49	150
4. Terry Beasley	1969-71	2507	17.78	141
5. Tyrone Goodson	1993-97	2283	16.79	136
6. Emory Blake	2009-12	2022	15.80	128
<b>7. Eli Stove</b>	<b>2016-</b>	<b>1105</b>	<b>9.0</b>	<b>123</b>
8. Frank Sanders	1991-94	1998	16.51	121
<b>Seth Williams</b>	<b>2018-</b>	<b>1944</b>	<b>16.1</b>	<b>121</b>
10. Darvin Adams	2008-10	1978	17.20	115
11. Rodgeriquis Smith	2004-08	1598	14.02	114
<b>12. Anthony Schwartz</b>	<b>2018-</b>	<b>1363</b>	<b>12.5</b>	<b>109</b>
13. Greg Taylor	1987-90	1217	11.93	102
14. Freddy Weygand	1984-88	1946	19.66	99
15. Ricardo Louis	2012-15	1338	13.65	98

#### Scoring

Player	Seasons	TD	FG	PAT	Pts
1. Daniel Carlson	2014-17	1	92	198	480
2. Wes Byrum	2007-10	0	60	183	363
3. John Vaughn	2003-06	0	50	162	312
4. Carnell Williams	2001-04	46	0	0	276
5. Bo Jackson	1982-85	45	0	*2	274
6. Damon Duval	1999-02	1	45	125	266
7. Cody Parkey	2010-13	0	39	136	253
<b>8. Anders Carlson</b>	<b>2018-</b>	<b>0</b>	<b>46</b>	<b>112</b>	<b>250</b>
9. Al Del Greco	1980-83	0	42	110	236
10. Win Lyle	1987-89	0	45	95	230

#### Most Points Kicking

Player	Seasons	FG	PAT	Pts
1. Daniel Carlson	2014-17	92	198	474
2. Wes Byrum	2007-10	60	183	363
3. John Vaughn	2003-06	50	162	312
4. Damon Duval	1999-02	45	125	260
5. Cody Parkey	2010-13	39	136	253
<b>6. Anders Carlson</b>	<b>2018-</b>	<b>46</b>	<b>112</b>	<b>250</b>
7. Al Del Greco	1980-83	42	110	236
8. Win Lyle	1987-89	45	95	230
9. Jorge Portela	1977-79	38	74	188
10. John Riley	1967-69	31	80	173

#### Field Goals Made

Player	Seasons	Pct	FGA	FGM
1. Daniel Carlson	2014-17	.807	114	92
2. Wes Byrum	2007-10	.750	80	60
3. John Vaughn	2003-06	.725	69	50
<b>4. Anders Carlson</b>	<b>2018-</b>	<b>.696</b>	<b>66</b>	<b>46</b>
5. Damon Duval	1999-02	.608	74	45
Win Lyle	1987-89	.763	59	45
7. Al Del Greco	1980-83	.609	69	42
8. Cody Parkey	2010-13	.745	53	39
9. Jorge Portela	1977-79	.613	62	38
10. Scott Etheridge	1992-93	.791	43	34

#### PATs Made

Player	Seasons	Pct	Att	Made
1. Daniel Carlson	2014-17	1.000	198	198
2. Wes Byrum	2007-10	.984	186	183
3. John Vaughn	2003-06	.994	163	162
4. Cody Parkey	2010-13	.986	138	136
5. Damon Duval	1999-02	1.000	125	125
<b>6. Anders Carlson</b>	<b>2018-</b>	<b>.982</b>	<b>114</b>	<b>112</b>
7. Al Del Greco	1980-83	.991	111	110
8. Gardner Jett	1970-72	.942	104	98
9. Win Lyle	1987-89	.990	96	95
10. Matt Hawkins	1994-95	.932	88	82

#### Touchdown Passes

Player	Seasons	Yards	Int	TD
1. Pat Sullivan	1969-71	6284	39	53
2. Jason Campbell	2001-04	7299	24	45
3. Brandon Cox	2004-07	6959	32	42
4. Stan White	1990-93	8016	52	40
5. Dameyune Craig	1994-97	6026	24	39
6. Jarrett Stidham	2017-18	5952	11	36
7. Nick Marshall	2013-14	4508	13	34
8. Patrick Nix	1992-95	4957	16	31
9. Cam Newton	2010	2854	7	30
10. Ben Leard	1997-00	4289	18	28
- <b>Bo Nix</b>	<b>2019-</b>	<b>4396</b>	<b>13</b>	<b>26</b>



## RECORDS UPDATE

## SINGLE GAME RECORDS UPDATE

## ALL-PURPOSE YARDS

Player	Date	Yards	Rush	Rec.	Return
1. Tre Mason.....	12-7-13	312	304	8	--
2. Curtis Kuykendall.....	11-24-44	307	307	--	--
3. James Brooks.....	10-11-80	292	210	2	80
4. Bo Jackson.....	9-7-85	290	290	--	--
5. James Brooks.....	9-1-78	274	226	9	39
<b>6. Tank Bigsby.....</b>	<b>10-10-20</b>	<b>268</b>	<b>146</b>	<b>16</b>	<b>106</b>
7. Alexander Wright.....	9-9-89	263	--	--	263
8. Bo Jackson.....	12-3-83	256	256	256	--
9. Carnell Williams.....	11-22-03	254	204	--	50
10. Joe Cribbs.....	11-18-78	250	250	--	--

## SEASON RECORDS UPDATE

## FRESHMAN RUSHING YARDAGE

Player	Date	Att.	Avg.	Yards
1. Michael Dyer.....	2010	182	6.0	1093
2. Bo Jackson.....	1982	127	6.5	829
3. JaTarvious Whitlow.....	2018	150	5.2	787
4. Travis Tidwell.....	1946	181	4.3	772
5. Joe Frazier.....	1991	140	4.7	651
6. Carnell Williams.....	2001	120	5.1	614
7. Tommy Agee.....	1983	115	5.3	604
<b>8. Tank Bigsby.....</b>	<b>2020</b>	<b>103</b>	<b>5.5</b>	<b>566</b>
9. Onterio McCalebb.....	2009	99	5.5	547
10. Michael Burks.....	1998	152	3.2	482

## FRESHMAN RUSHING TOUCHDOWNS

Player	Year	Att	Yards	Avg.	TD
1. Bo Jackson.....	1982	127	829	6.5	9
2. Bo Nix.....	2019	97	313	3.2	7
3. Carnell Williams.....	2001	120	614	5.1	6
JaTarvious Whitlow.....	2018	150	787	5.2	6
<b>5. Tank Bigsby.....</b>	<b>2020</b>	<b>103</b>	<b>566</b>	<b>5.5</b>	<b>5</b>
Anthony Schwartz.....	2018	27	211	7.8	5
Michael Dyer.....	2010	182	1093	6.0	5
Mario Fannin.....	2007	84	448	7.3	5
Brad Lester.....	2005	52	339	6.5	5
Darrell Williams.....	1989	85	371	4.4	5
Chester O'Neal.....	1981	107	480	4.5	5

RECORD	OVERALL	HOME	AWAY	NEUTRAL
ALL GAMES	5-3	4-0	1-3	0-0
CONFERENCE	5-3	4-0	1-3	0-0
NON-CONFERENCE	0-0	0-0	0-0	0-0

DATE	OPPONENT	W/L	SCORE	ATTEND
9/26/20	* #23 KENTUCKY	W	29-13	17,490
10/3/20	* at #4 Georgia	L	27-6	20,524
10/10/20	* ARKANSAS	W	30-28	17,490
10/17/20	* at South Carolina	L	30-22	15,766
10/24/20	* at Ole Miss	W	35-28	15,037
10/31/20	* LSU	W	48-11	17,490
11/21/20	* TENNESSEE	W	30-17	17,490
11/28/20	* at #1 Alabama	L	42-13	19,424

TEAM STATISTICS	AU	OPP
SCORING	213	196
Points Per Game	26.6	24.5
Points Off Turnovers	49	24
FIRST DOWNS	174	181
Rushing	84	75
Passing	82	93
Penalty	8	13
RUSHING YARDAGE	1313	1299
Yards gained rushing	1503	1470
Yards lost rushing	190	171
Rushing Attempts	300	316
Average Per Rush	4.4	4.1
Average Per Game	164.1	162.4
TDs Rushing	12	12
PASSING YARDAGE	1854	1961
Comp-Att-Int	160-263-7	163-255-7
Average Per Pass	7.0	7.7
Average Per Catch	11.6	12.0
Average Per Game	231.8	245.1
TDs Passing	10	14
TOTAL OFFENSE	3167	3260
Total Plays	563	571
Average Per Play	5.6	5.7
Average Per Game	395.9	407.5
KICK RETURNS: #-Yards	20-412	13-309
PUNT RETURNS: #-Yards	7-70	7-24
INT RETURNS: #-Yards	7-219	7-77
KICK RETURN AVERAGE	20.6	23.8
PUNT RETURN AVERAGE	10.0	3.4
INT RETURN AVERAGE	31.3	11.0
FUMBLES-LOST	9-1	6-4
PENALTIES-Yards	47-388	34-257
Average Per Game	48.5	32.1
PUNTS-Yards	33-1328	33-1480
Average Per Punt	40.2	44.8
Net punt average	38.3	39.1
KICKOFFS-Yards	46-2847	37-2200
Average Per Kick	61.9	59.5
Net kick average	41.0	40.9
TIME OF POSSESSION/Game	29:51	30:09
3RD-DOWN Conversions	60/119	64/119
3rd-Down Pct	50%	54%
4TH-DOWN Conversions	1/5	4/8
4th-Down Pct	20%	50%
SACKS BY-Yards	18-102	17-89
MISC YARDS	0	0
TOUCHDOWNS SCORED	25	26
FIELD GOALS-ATTEMPTS	13-15	6-10
ON-SIDE KICKS	0-0	0-2
RED-ZONE SCORES	(25-30) 83%	(20-27) 74%
RED-ZONE TOUCHDOWNS	(18-30) 60%	(17-27) 63%
PAT-ATTEMPTS	(20-21) 95%	(20-21) 95%
ATTENDANCE	69960	70751
Games/Avg Per Game	4/17490	4/17688
Neutral Site Games		0/0

SCORE BY QUARTERS	1st	2nd	3rd	4th	Total
Auburn	34	61	54	64	213
Opponents	31	74	49	42	196

RUSHING	GP	Att	Gain	Loss	Net	Avg	TD	Long	Avg/G
Tank Bigsby	8	103	586	20	566	5.5	5	30	70.8
Bo Nix	8	80	389	106	283	3.5	4	21	35.4
Shaun Shivers	5	42	196	7	189	4.5	1	14	37.8
D.J. Williams	7	32	184	1	183	5.7	2	41	26.1
Mark-Antony Richards	3	19	76	3	73	3.8	0	14	24.3
Eli Stove	7	7	51	0	51	7.3	0	12	7.3
J.J. Pegues	8	4	16	0	16	4.0	0	11	2.0
Grant Loy	3	2	4	2	2	1.0	0	4	0.7
Anthony Schwartz	8	4	1	7	-6	-1.5	0	1	-0.8
TEAM	5	7	0	44	-44	-6.3	0	0	-8.8
Total	8	300	1503	190	1313	4.4	12	41	164.1
Opponents	8	316	1470	171	1299	4.1	12	39	162.4

PASSING	G	Effic	Cmp-Att-Int	Pct	Yds	TD	Lng	Avg/G
Bo Nix	8	128.36	159-260-7	61.2	1854	10	91	231.8
Grant Loy	3	0.00	0-2-0	0.0	0	0	0	0.0
J.J. Pegues	8	100.00	1-1-0	100.0	0	0	0	0.0
Total	8	127.28	160-263-7	60.8	1854	10	91	231.8
Opponents	8	141.15	163-255-7	63.9	1961	14	66	245.1

RECEIVING	G	No.	Yds	Avg	TD	Long	Avg/G
Anthony Schwartz	8	46	566	12.3	3	91	70.8
Seth Williams	8	36	580	16.1	3	58	72.5
Eli Stove	7	31	278	9.0	3	38	39.7
Tank Bigsby	8	11	84	7.6	0	19	10.5
J.J. Pegues	8	7	57	8.1	0	16	7.1
Ze'Vian Capers	7	6	73	12.2	1	19	10.4
John Samuel Shenker	8	6	66	11.0	0	26	8.2
D.J. Williams	7	6	35	5.8	0	22	5.0
Shaun Shivers	5	4	20	5.0	0	7	4.0
Shedrick Jackson	5	3	52	17.3	0	37	10.4
Kobe Hudson	8	3	39	13.0	0	20	4.9
Luke Deal	8	1	4	4.0	0	4	0.5
Total	8	160	1854	11.6	10	91	231.8
Opponents	8	163	1961	12.0	14	66	245.1

PUNT RETURNS	No.	Yds	Avg	TD	Long
Christian Tutt	3	30	10.0	0	12
Eli Stove	2	18	9.0	0	11
Jordyn Peters	1	4	4.0	0	0
Mark-Antony Richards	1	18	18.0	0	18
Barton Lester	0	0	0.0	1	0
Total	7	70	10.0	1	18
Opponents	7	77	11.0	0	34

INTERCEPTIONS	No.	Yds	Avg	TD	Long
Roger McCreary	2	35	17.5	0	30
Smoke Monday	1	100	100.0	1	100
Nehemiah Pritchett	1	48	48.0	0	48
Jordyn Peters	1	35	35.0	0	35
Owen Pappoe	1	1	1.0	0	1
Big Kat Bryant	1	0	0.0	0	0
Total	7	219	31.3	1	100
Opponents	5	47	9.4	0	34

KICK RETURNS	No.	Yds	Avg	TD	Long
Tank Bigsby	13	306	23.5	0	35
Shaun Shivers	6	102	17.0	0	34
Ladarius Tennison	1	4	4.0	0	4
Total	20	412	20.6	0	35
Opponents	13	309	23.8	0	38

FUMBLE RETURNS	No.	Yds	Avg	TD	Long
Christian Tutt	1	20	20.0	1	20
Jamien Sherwood	1	7	7.0	0	7
Total	2	27	13.5	1	20
Opponents	0	0	0.0	0	0

SCORING.....	TD	FGs	PATs					Saf	Points
			Kick	Rush	Rcv	Pass	DXP		
Anders Carlson.....	0	13-15	20-21	0-0	0	0-0	0	0	59
Tank Bigsby.....	5	0-0	0-0	0-0	0	0-0	0	0	30
Bo Nix.....	4	0-0	0-0	0-0	0	1-1	0	0	24
Seth Williams.....	3	0-0	0-0	0-0	1	0-0	0	0	20
Eli Stove.....	3	0-0	0-0	0-0	0	0-0	0	0	18
Anthony Schwartz.....	3	0-0	0-0	0-0	0	0-0	0	0	18
D.J. Williams.....	2	0-0	0-0	0-0	0	0-0	0	0	12
Ze'Vian Capers.....	1	0-0	0-0	0-0	0	0-0	0	0	6
Smoke Monday.....	1	0-0	0-0	0-0	0	0-0	0	0	6
Shaun Shivers.....	1	0-0	0-0	0-0	0	0-0	0	0	6
Christian Tutt.....	1	0-0	0-0	0-0	0	0-0	0	0	6
Barton Lester.....	1	0-0	0-0	0-0	0	0-0	0	0	6
John Samuel Shenker.....	0	0-0	0-0	0-0	1	0-0	0	0	2
Ben Patton.....	0	0-0	0-0	0-1	0	0-0	0	0	0
Grant Loy.....	0	0-0	0-0	0-0	0	1-2	0	0	0
Total.....	25	13-15	20-21	0-1	2	2-3	0	0	213
Opponents.....	26	6-10	20-21	1-1	0	0-4	0	0	196

TOTAL OFFENSE .....	G	Plays	Rush	Pass	Total	Avg/G
Bo Nix.....	8	340	283	1854	2137	267.1
Tank Bigsby.....	8	103	566	0	566	70.8
Shaun Shivers.....	5	42	189	0	189	37.8
D.J. Williams.....	7	32	183	0	183	26.1
Mark-Antony Richards.....	3	19	73	0	73	24.3
Eli Stove.....	7	7	51	0	51	7.3
J.J. Pegues.....	8	5	16	0	16	2.0
Grant Loy.....	3	4	2	0	2	0.7
Anthony Schwartz.....	8	4	-6	0	-6	-0.8
TEAM.....	5	7	-44	0	-44	-8.8
Total.....	8	563	1313	1854	3167	395.9
Opponents.....	8	571	1299	1961	3260	407.5

FIELD GOALS..FGM-FGA	Pct	01-19	20-29	30-39	40-49	50-99	Lg	Blk	
Anders Carlson.....	13-15	86.7	0-0	5-5	3-4	4-4	1-2	50	0

FG SEQUENCE (made)	Auburn	Opponents
Kentucky	-	-
Georgia	(20),(45)	(21),(25),43
Arkansas	(47),(25),34,(39)	(23)
South Carolina	(35),(38),(22)	(39)
Ole Miss	-	-
LSU	-	54,(50)
Tennessee	(25),(27),(50)	50,(47),37
Alabama	(47),(45),56	-

PUNTING.....	No.	Yds	Avg	Long	TB	FC	I20	50+	Blkd
Aidan Marshall.....	16	676	42.2	50	1	4	6	1	0
Oscar Chapman.....	14	555	39.6	47	1	5	3	0	0
Bo Nix.....	3	97	32.3	39	0	0	2	0	0
Total.....	33	1328	40.2	50	2	9	11	1	0
Opponents.....	33	1480	44.8	75	6	10	9	12	1

KICKOFFS .....	No.	Yds	Avg	TB	OB	Retn	Net	YdLn
Anders Carlson.....	46	2847	61.9	26	3			
Total.....	46	2847	61.9	26	3	309	41.0	23
Opponents.....	37	2200	59.5	11	3	412	40.9	24

ALL PURPOSE .....	G	Rush	Rec	PR	KOR	IR	Tot	Avg/G
Tank Bigsby.....	8	566	84	0	306	0	956	119.5
Seth Williams.....	8	0	580	0	0	0	580	72.5
Anthony Schwartz.....	8	-6	566	0	0	0	560	70.0
Eli Stove.....	7	51	278	18	0	0	347	49.6
Shaun Shivers.....	5	189	20	0	102	0	311	62.2
Bo Nix.....	8	283	0	0	0	0	283	35.4
D.J. Williams.....	7	183	35	0	0	0	218	31.1
Smoke Monday.....	8	0	0	0	0	100	100	12.5
Mark-Antony Richards..	3	73	0	18	0	0	91	30.3
J.J. Pegues.....	8	16	57	0	0	0	73	9.1
Ze'Vian Capers.....	7	0	73	0	0	0	73	10.4
John Samuel Shenker....	8	0	66	0	0	0	66	8.2
Shedrick Jackson.....	5	0	52	0	0	0	52	10.4
Nehemiah Pritchett.....	8	0	0	0	0	48	48	6.0
Kobe Hudson.....	8	0	39	0	0	0	39	4.9
Jordyn Peters.....	8	0	0	4	0	35	39	4.9
Roger McCreary.....	8	0	0	0	0	35	35	4.4
Christian Tutt.....	8	0	0	30	0	0	30	3.8
Ladarius Tennessee.....	8	0	0	0	4	0	4	0.5
Luke Deal.....	8	0	4	0	0	0	4	0.5
Grant Loy.....	3	2	0	0	0	0	2	0.7
Owen Pappoe.....	8	0	0	0	0	1	1	0.1
TEAM.....	5	-44	0	0	0	0	-44	-8.8
Total.....	8	1313	1854	70	412	219	3868	483.5
Opponents.....	8	1299	1961	24	309	77	3670	458.8

### 2020 DEFENSIVE STATISTICS

DEFENSIVE LEADERS .....GP	-----Tackles-----			TFL/Yds	-Sacks-  No-Yards	----Pass Def----		QBH	----Fumbles-----		Blkd Kick	Saf
	Solo	Ast	Total			Int-Yds	BrUp		Rcv-Yds	FF		
9 Zakoby McClain.....8	38	39	77	3.0-21	2.0-20	.	.	2	.	.	.	.
0 Owen Pappoe.....8	45	22	67	2.5-14	2.0-12	1-1	2	1	1-0	.	.	.
20 Jamien Sherwood.....8	33	21	54	3.0-14	1.0-5	.	2	1	2-7	.	.	.
21 Smoke Monday.....8	31	18	49	2.0-5	1.0-3	1-100	3	2	.	1	.	.
23 Roger McCreary.....8	31	6	37	7.0-22	.	2-35	3	1	.	1	.	.
25 Colby Wooden.....8	16	20	36	8.5-27	3.0-13	.	.	3	.	.	.	.
15 Jordyn Peters.....8	15	13	28	1.0-3	.	1-35	2	.	.	.	1	.
6 Christian Tutt.....8	17	11	28	1.0-3	.	.	1	1	1-20	.	.	.
44 DaQuan Newkirk.....8	8	17	25	3.0-10	1.5-8	.	1	2	.	.	.	.
33 K.J. Britt.....2	9	14	23	1.0-3	.	.	.	.	.	.	.	.
94 Tyrone Truesdell.....8	10	9	19	1.5-1	.	.	.	.	.	.	.	.
14 Nehemiah Pritchett.....8	12	5	17	.	.	1-48	7	.	.	.	.	.
29 Derick Hall.....8	9	5	14	1.5-9	1.5-9	.	.	2	.	1	.	.
1 Big Kat Bryant.....7	7	6	13	2.0-9	2.0-9	1-0	.	3	.	.	.	.
31 Zion Puckett.....8	6	6	12	1.0-4	.	.	.	.	.	.	.	.
49 Dre Butler.....6	4	6	10	1.0-3	.	.	.	.	.	.	.	.
13 Ladarius Tennison.....8	8	2	10	.	.	.	.	.	.	.	.	.
3 Zykeivous Walker.....7	6	3	9	1.0-3	1.0-3	.	.	1	.	.	.	.
36 Jaylin Simpson.....5	5	2	7	1.0-6	.	.	3	1	.	.	.	.
99 T.D. Moultry.....8	3	4	7	1.0-7	1.0-7	.	.	.	.	.	.	.
45 Caleb Johnson.....8	4	1	5	1.0-6	.	.	.	1	.	.	.	.
35 Cam Riley.....8	2	2	4	.	.	.	.	.	.	.	.	.
92 Marquis Burks.....3	3	.	3	1.0-5	1.0-5	.	.	.	.	.	.	.
17 Marco Domio.....4	2	1	3	.	.	.	.	.	.	.	.	.
5 Chris Thompson.....3	.	3	3	.	.	.	.	.	.	.	.	.
60 Bill Taylor.....8	1	1	2	.	.	.	.	.	.	.	.	.
32 Wesley Steiner.....6	1	1	2	.	.	.	.	.	.	.	.	.
10 Bo Nix.....8	2	.	2	.	.	.	.	.	.	.	.	.
30 Desmond Tisdol.....5	2	.	2	.	.	.	.	.	.	.	.	.
55 Jaren Handy.....5	1	1	2	1.0-8	1.0-8	.	.	.	.	.	.	.
1 Anthony Schwartz.....8	1	.	1	.	.	.	.	.	.	.	.	.
26 Anders Carlson.....8	1	.	1	.	.	.	.	.	.	.	.	.
48 O.C. Brothers.....1	.	1	1	.	.	.	.	.	.	.	.	.
12 Eli Stove.....7	.	1	1	.	.	.	.	.	.	.	.	.
14 Grant Loy.....3	1	.	1	.	.	.	.	.	.	.	.	.
16 Malcolm Johnson.....1	.	1	1	.	.	.	.	.	.	.	.	.
37 Romello Height.....2	.	.	.	.	.	.	.	1	.	.	.	.
Total.....8	334	242	576	45-183	18-102	7-219	24	22	4-27	3	1	.
Opponents.....8	331	222	553	42.0-179	17-89	7-77	21	23	1-0	3	.	.

### SPECIAL TEAMS TACKLES

----Tackles----				----Tackles----			
SPECIAL TEAMS .....Total	KO	Punt		SPECIAL TEAMS .....Total	KO	Punt	
Smoke Monday.....7	4	3		Zakoby McClain.....1	1	0	
Ladarius Tennison.....3	3	0		Roger McCreary.....1	1	0	
Owen Pappoe.....2	1	1		T.D. Moultry.....1	1	0	
Cam Riley.....2	2	0		Jordyn Peters.....1	0	1	
Bill Taylor.....2	0	2		Wesley Steiner.....1	1	0	
O.C. Brothers.....1	1	0		Eli Stove.....1	0	1	
Anders Carlson.....1	1	0		<b>Totals.....24</b>	<b>16</b>	<b>8</b>	
Malcolm Johnson.....1	1	0					



## 2020 SCORING DRIVES

Plays	Yards	TOP Qtr	Scoring Play
<b>KENTUCKY</b>			
7	70	2:07	1 D.J. Williams 1yd run (Shenker pass from Loy)
9	76	4:19	3 Seth Williams 11yd pass from Nix (Carlson kick)
5	23	2:13	4 Seth Williams 4yd pass from Nix (Carlson kick)
2	27	0:50	4 Eli Stove 21yd pass from Nix (Carlson kick)
<b>Total</b>	<b>23</b>	<b>196</b>	<b>9:29</b>
<b>Avg.</b>	<b>5.8</b>	<b>49.0</b>	<b>2:22</b>
<b>(4 scoring drives, 23 plays, 196 yards)</b>			

<b>GEORGIA</b>			
11	65	4:40	2 Anders Carlson 20 yd FG
15	54	4:46	3 Anders Carlson 45 yd FG
<b>Total</b>	<b>26</b>	<b>119</b>	<b>9:26</b>
<b>Avg.</b>	<b>13.0</b>	<b>59.5</b>	<b>4:43</b>
<b>(2 scoring drives, 46 plays, 315 yards)</b>			

<b>ARKANSAS</b>			
5	47	2:34	1 Anders Carlson 47 yd FG
10	80	4:49	2 Bo Nix 15 yd run (Carlson kick)
6	57	1:37	2 Anders Carlson 25 yd FG
9	64	4:12	4 Anthony Schwartz 17 yd pass from Nix (Carlson kick)
7	23	1:59	4 Anders Carlson 39 yd FG
<b>Total</b>	<b>37</b>	<b>271</b>	<b>15:11</b>
<b>Avg.</b>	<b>7.4</b>	<b>54.2</b>	<b>3:02</b>
<b>(5 scoring drives, 83 plays, 586 yards)</b>			

<b>SOUTH CAROLINA</b>			
14	62	4:57	1 Anders Carlson 35 yd FG
7	56	2:01	1 Eli Stove 11 yd pass from Nix (Loy pass failed)
7	75	2:25	2 Tank Bigsby 4 yd run (Carlson kick)
11	54	4:38	3 Anders Carlson 38 yd FG
7	70	2:34	4 Anders Carlson 22 yd FG
<b>Total</b>	<b>46</b>	<b>317</b>	<b>16:35</b>
<b>Avg.</b>	<b>9.2</b>	<b>63.4</b>	<b>3:19</b>
<b>(5 scoring drives, 129 plays, 903 yards)</b>			

<b>OLE MISS</b>			
14	95	5:53	1 Tank Bigsby 4 yd run (Carlson kick)
10	79	4:28	2 Bo Nix 4 yd run (Carlson kick)
10	88	4:04	3 Shaun Shivers 1 yd run (Carlson kick)
11	80	5:08	4 Tank Bigsby 18 yd run (Patton rush failed)
6	80	1:14	4 Seth Williams 58 yd pass from Nix (Williams pass from Nix)
<b>Total</b>	<b>51</b>	<b>422</b>	<b>20:47</b>
<b>Avg.</b>	<b>10.2</b>	<b>84.4</b>	<b>4:09</b>
<b>(5 scoring drives, 180 plays, 1,325 yards)</b>			

<b>LSU</b>			
1	4	0:32	2 Eli Stove 9 yd pass from Nix (Carlson kick)
8	99	2:56	2 Ze'Vian Capers 9 yd pass from Nix (Carlson kick)
8	75	3:25	3 Bo Nix 5 yd run (Carlson kick)
5	21	2:34	3 Tank Bigsby 2 yd run (Carlson kick)
12	69	5:21	3 Tank Bigsby 3 yd run (Carlson kick)
1	91	0:11	4 Anthony Schwartz 91 yd pass from Nix (Carlson kick failed)
<b>Total</b>	<b>35</b>	<b>359</b>	<b>14:59</b>
<b>Avg.</b>	<b>5.8</b>	<b>59.8</b>	<b>2:30</b>
<b>(6 scoring drives, 215 plays, 1,684 yards)</b>			

<b>TENNESSEE</b>			
4	79	1:35	2 Anthony Schwartz 54 yd pass from Nix (Carlson kick)
13	70	5:35	2 Anders Carlson 25 yd FG
15	65	7:35	3 Anders Carlson 27 yd FG
12	80	5:19	4 D.J. Williams 9 yd run (Carlson kick)
7	11	2:39	4 Anders Carlson 50 yd FG
<b>Total</b>	<b>51</b>	<b>305</b>	<b>22:43</b>
<b>Avg.</b>	<b>10.2</b>	<b>61.0</b>	<b>4:33</b>
<b>(5 scoring drives, 266 plays, 1,989 yards)</b>			

<b>ALABAMA</b>			
12	51	5:13	2 Anders Carlson 47 yd FG
7	47	3:00	3 Anders Carlson 45 yd FG
12	96	5:59	4 Bo Nix 1 yd run
<b>Total</b>	<b>31</b>	<b>194</b>	<b>14:12</b>
<b>Avg.</b>	<b>10.3</b>	<b>64.7</b>	<b>4:24</b>
<b>(3 scoring drives, 297 plays, 2,183 yards)</b>			

Average Scoring Drive: Plays: 8.5 • Yards: 62.3 • Time: 3:31

## MISCELLANEOUS STATISTICS

### Average Time of Possession (by Quarter)

	1	2	3	4	Total
AUBURN.....	54:32 (6:49)	57:40 (7:12)	70:53 (8:51)	55:41 (6:57)	238:46 (29:50)
Opponents.....	65:28 (8:11)	62:20 (7:47)	49:07 (6:08)	64:19 (8:02)	241:14 (30:09)

### Third Down Conversions (by Quarter)

	1	2	3	4	OT	Total
AUBURN	11-27	14-29	20-34	15-29		60-119
Pct.	40.7%	48.3%	58.8%	51.7%	--	50.4%
Opponents	18-35	18-32	13-21	15-31		64-119
Pct.	51.4%	56.2%	61.9%	48.4%	--	53.8%

### Third Down Conversions (by Yardage)

	Yards to go	1-3	4-6	7-9	10+	Total
AUBURN.....	26-34		21-36	4-20	9-29	60-119
Pct.....	76.5%		58.3%	20.0%	31.0%	50.4%
Opponents.....	28-39		19-36	11-22	6-22	64-119
Pct.....	71.8%		52.8%	50.0%	27.2%	53.8%

### Red Zone

AU Scores/Times in Red Zone: 25/30 (83.3%)  
 AU TDs/Times in Red Zone: 18/30 (60.0%)  
 Scores (25): 18 TD, 7 FG  
 Non-Scores (5): 2 Downs, 1 FGA, 1 Fumble, 1 INT  
 Opp. Scores/Times in Red Zone: 20/27 (74.1%)  
 Opp. TDs/Times in Red Zone: 17/27 (63.0%)  
 Scores (20): 17 TD, 3 FG  
 Non-Scores (7): 3 INT, 2 Fumbles, 1 Downs, 1 FGA

### Turnovers

Takeaways – 11, Giveaways – 8  
 Difference – +3  
 Points Off TOs – AU 42, Opp. 24  
 Points Off TOs/Game – AU 6.1, Opp. 3.0

### Kickoffs

Kickoffs – 46 for 2,847 yards (61.9 avg.)  
 Carlson – 46 KO, 26 TB, 13 Ret, 4 FC, 3 OB  
 On-side kicks – 0-for-0  
 Opp. Returns – 13 for 309 yards (23.8 avg.)

## 2020 GAME-BY-GAME TEAM STATISTICS

Game	Score	First Downs		Rushing		Passing			Total Off.	Punts	Fum.	Penalties	3rd	Time of
		Tot	Ru-Pa-Pe	No-Yds-TD	C-A-I	Yds	TD	PI-Yds	No-Avg	F-L	No-Yds	Downs	Poss	
Auburn (#8)	29	16	4-10-2	30-91-1	16-27-0	233	3	57-324	5-41.0	2-0	7-55	4 of 10	23:31	
vs. Kentucky (#23)	13	21	10-10-1	40-145-1	24-38-1	239	1	78-384	4-53.0	2-2	4-40	12 of 19	36:29	
Auburn (#7)	6	15	5-8-3	22-39-0	21-40-1	177	0	62-216	5-40.8	1-0	7-46	6 of 15	25:56	
at Georgia (#4)	27	25	13-12-0	45-202-2	17-28-0	240	1	73-442	2-51.5	0-0	8-59	9 of 14	34:04	
Auburn (#13)	30	24	14-10-0	41-259-1	18-29-0	187	1	72-437	5-37.4	1-0	7-52	6 of 15	32:18	
vs. Arkansas	28	22	5-15-2	42-119-0	22-30-0	318	4	70-446	6-35.3	0-0	6-26	6 of 15	27:42	
Auburn (#15)	22	27	13-13-1	36-209-1	24-47-3	272	1	83-481	2-45.5	0-0	9-89	7 of 16	28:43	
at South Carolina	30	20	8-8-4	43-153-3	15-24-1	144	1	67-297	5-48.4	1-0	5-39	7 of 13	31:17	
Auburn	35	26	17-9-0	47-224-4	23-30-0	238	1	77-462	4-41.8	0-0	3-35	11 of 16	31:48	
at Ole Miss	28	25	16-8-1	51-283-3	17-28-2	161	1	79-444	3-48.0	1-0	1-5	10 of 16	28:12	
Auburn	48	23	12-10-1	44-206-3	18-26-0	300	3	70-506	5-41.6	1-1	3-13	8 of 13	31:29	
vs. LSU	11	20	2-17-1	27-32-0	28-48-2	315	1	75-347	7-48.9	1-1	2-25	5 of 17	28:31	
Auburn (#23)	30	23	12-10-1	38-165-1	17-26-1	220	1	64-385	2-36.5	0-0	6-60	9 of 15	28:31	
vs. Tennessee	17	28	13-12-3	41-222-2	22-33-1	242	0	74-464	2-37.0	0-0	4-33	9 of 15	31:29	
Auburn (#22)	13	20	7-12-1	42-120-1	23-38-2	227	0	80-347	5-39.0	2-0	5-38	9 of 19	36:30	
at Alabama (#1)	42	20	8-11-1	27-143-1	18-26-0	302	5	53-445	4-37.8	1-1	4-30	6 of 10	23:30	
Auburn														
vs. Texas A&M														
Auburn														
at Mississippi State														

## STARTING LINEUPS

OFFENSE	QB	RB	HB/WR/TE	WR	WR	WR/TE	LT	LG	C	RG	RT
KENTUCKY (#23)	Nix	Shivers	Shenker (TE)	S. Williams	Schwartz	Capers (WR)	A. Jackson	Manning	Brahms	Council	Hamm
at Georgia (#4)	Nix	Bigsby	S. Jackson (WR)	S. Williams	Schwartz	Stove (WR)	A. Jackson	Manning	Brahms	Council	Hamm
ARKANSAS	Nix	Bigsby	Pegues (TE)	S. Williams	Schwartz	Deal (TE)	A. Jackson	Manning	Brahms	Jones	Council
at South Carolina	Nix	D. Williams	Shenker (TE)	S. Williams	Schwartz	S. Jackson (WR)	A. Jackson	Manning	Brahms	Council	Hamm
at Ole Miss	Nix	Shivers	Shenker (TE)	S. Williams	Schwartz	Capers (WR)	A. Jackson	Manning	Brahms	Council	Hamm
LSU	Nix	Shivers	Shenker (TE)	S. Williams	Schwartz	Capers (WR)	A. Jackson	Manning	Brahms	Jones	Hamm
TENNESSEE	Nix	Bigsby	Shenker (TE)	S. Williams	S. Jackson	Stove (WR)	A. Jackson	Manning	Brahms	Jones	Hamm
at Alabama (#1)	Nix	Shivers	Shenker (TE)	S. Williams	Schwartz	S. Jackson (WR)	Troxell	Manning	Brahms	Jones	Hamm
TEXAS A&M											
at Mississippi State											

DEFENSE	BUCK	DT	DT	DE	LB	LB	CB/LB/DT	CB	CB	SAF	SAF
KENTUCKY (#23)	Hall	Truesdell	Newkirk	Wooden	Britt	Pappoe	Z. Puckett (CB)	McCreary	Simpson	Sherwood	Monday
at Georgia (#4)	Bryant	Truesdell	Newkirk	Wooden	Britt	Pappoe	Tutt (CB)	McCreary	Pritchett	Sherwood	Monday
ARKANSAS	Hall	Truesdell	Newkirk	Wooden	McClain	Pappoe	Tutt (CB)	McCreary	Pritchett	Sherwood	Monday
at South Carolina	Bryant	Truesdell	Newkirk	Wooden	McClain	Pappoe	Riley (LB)	McCreary	Pritchett	Sherwood	Monday
at Ole Miss	Bryant	Peters (S)	Newkirk	Wooden	McClain	Pappoe	Tutt (CB)	McCreary	Pritchett	Sherwood	Monday
LSU	Bryant	Truesdell	Newkirk	Wooden	McClain	Pappoe	Tutt (CB)	McCreary	Pritchett	Sherwood	Monday
TENNESSEE	Bryant	Truesdell	Newkirk	Wooden	McClain	Pappoe	Tutt (CB)	McCreary	Pritchett	Sherwood	Monday
at Alabama (#1)	Bryant	Truesdell	Wooden	Hall	McClain	Pappoe	Newkirk (DT)	McCreary	Pritchett	Sherwood	Peters
TEXAS A&M											
at Mississippi State											

## 2020 GAME-BY-GAME INDIVIDUAL STATISTICS

Passing		Field Goals		Punting		
C-A-Yds-Int, TD	#10 Nix	(Made), Missed	#26 Carlson	No.-Avg, In 20	#41 Marshall	#91 Chapman
KENTUCKY (#23)	16-27-233-0, 3	KENTUCKY (#23)	-	KENTUCKY (#23)	1-42.0, 0	2-43.0, 1
at Georgia (#4)	21-30-177-1, 0	at Georgia (#4)	(20), (45)	at Georgia (#4)	2-45.0, 1	3-38.0, 1
ARKANSAS	17-28-187-0, 1	ARKANSAS	(47), (25), 34, (39)	ARKANSAS	4-41.8, 3	DNP
at South Carolina	24-47-272-3, 1	at South Carolina	(35), (38), (22)	at South Carolina	2-45.5, 0	DNP
at Ole Miss	23-30-238-0, 1	at Ole Miss	-	at Ole Miss	DNP	4-41.8, 2
LSU	18-24-300-0, 3	LSU	-	LSU	3-43.3, 1	2-39.0, 0
TENNESSEE	17-26-220-1, 1	TENNESSEE	(25), (27), (50)	TENNESSEE	DNP	2-36.5, 0
at Alabama (#1)	23-38-227-2, 0	at Alabama (#1)	(47), (45), 56	at Alabama (#1)	4-39.0, 1	1-39.0, 0
TEXAS A&M		TEXAS A&M		TEXAS A&M		
at Mississippi State		at Mississippi State		at Mississippi State		

Numbers in (parentheses) = made

## Rushing

No.-Yds, TD	#1 Schwartz	#3 Williams	#4 Bigsby	#8 Shivers	#10 Nix	#12 Stove	#28 Richards
KENTUCKY (#23)	0-0, 0	8-21, 1	6-15, 0	6-29, 0	5-34, 0	1-7, 0	DNP
at Georgia (#4)	1-(-4), 0	0-0, 0	8-31, 0	DNP	11-8, 0	0-0, 0	DNP
ARKANSAS	1-0, 0	8-71, 0	20-146, 0	DNP	10-30, 1	DNP	DNP
at South Carolina	0-0, 0	4-17, 0	16-111, 1	DNP	15-69, 0	1-12, 0	DNP
at Ole Miss	0-0, 0	1-8, 0	24-129, 2	11-60, 1	10-52, 1	0-0, 0	DNP
LSU	1-1, 0	DNP	15-71, 2	5-18, 0	11-81, 1	3-21, 0	5-16, 0
TENNESSEE	0-0, 0	11-66, 1	3-24, 0	14-65, 0	9-19, 0	1-0, 0	DNP
at Alabama (#1)	1-(-3), 0	0-0, 0	11-39, 0	6-17, 0	9-(-1)-1	1-11, 0	14-57, 0
TEXAS A&M							
at Mississippi State							

## Receiving

No.-Yds, TD	#1 Schwartz	#3 D. Williams	#4 Bigsby	#8 Shivers	#11 Jackson	#12 Stove	#18 S. Williams
KENTUCKY (#23)	3-40, 0	1-7, 0	0-0, 0	0-0, 0	DNP	4-55, 1	6-112, 2
at Georgia (#4)	8-57, 0	1-(-4), 0	7-68, 0	DNP	0-0, 0	0-0, 0	3-34, 0
ARKANSAS	10-100, 1	1-1, 0	4-16, 0	DNP	0-0, 0	DNP	3-70, 0
at South Carolina	6-59, 0	2-26, 0	0-0, 0	DNP	1-9, 0	7-60, 1	4-74, 0
at Ole Miss	7-43, 0	0-0, 0	0-0, 0	0-0, 0	DNP	5-22, 0	8-150, 1
LSU	4-123, 1	DNP	0-0, 0	1-4, 0	DNP	5-64, 1	4-71, 0
TENNESSEE	3-84, 1	1-5, 0	0-0, 0	1-7, 0	1-6, 0	3-48, 0	5-52, 0
at Alabama (#1)	5-60, 0	0-0, 0	0-0, 0	2-9, 0	1-37, 0	7-29, 0	3-17, 0
TEXAS A&M							
at Mississippi State							

No.-Yds, TD	#25 Newton	#47 Shenker	#80 Capers	#86 Deal	#89 Pegues
KENTUCKY (#23)	0-0, 0	1-2, 0	1-17, 0	0-0, 0	0-0, 0
at Georgia (#4)	DNP	0-0, 0	0-0, 0	0-0, 0	1-4, 0
ARKANSAS	0-0, 0	0-0, 0	DNP	0-0, 0	0-0, 0
at South Carolina	0-0, 0	0-0, 0	3-40, 0	1-4, 0	0-0, 0
at Ole Miss	0-0, 0	1-15, 0	1-7, 0	0-0, 0	0-0, 0
LSU	0-0, 0	0-0, 0	1-9, 0	0-0, 0	3-29, 0
TENNESSEE	0-0, 0	2-11, 0	0-0, 0	0-0, 0	1-7, 0
at Alabama (#1)	0-0, 0	2-38, 0	0-0, 0	0-0, 0	2-17, 0
TEXAS A&M					
at Mississippi State					

## 2020 GAME-BY-GAME INDIVIDUAL STATISTICS

## Defensive Linemen

Solo+Ast=Total	#1 Bryant	#3 Walker	#25 Wooden	#29 Hall	#44 Newkirk	#45 Johnson	#94 Truesdell	#99 Moultry
KENTUCKY (#23)	1+0=1	0+2=2	2+1=3	1+1=2	4+2=6	0+0=0	2+1=3	0+1=1
at Georgia (#4)	0+0=0	0+0=0	1+5=6	0+0=0	0+5=5	0+0=0	2+2=4	0+1=1
ARKANSAS	DNP	3+1=4	5+1=6	2+0=2	1+1=2	0+0=0	0+1=1	1+0=1
at South Carolina	1+2=3	DNP	2+4=6	2+0=2	1+0=1	1+0=1	2+2=4	0+0=0
at Ole Miss	1+1=2	1+0=1	2+3=5	0+0=0	1+0=1	0+0=0	1+0=1	0+0=0
LSU	0+0=0	2+0=2	1+2=3	2+2=4	0+2=2	0+0=0	0+2=2	2+0=2
TENNESSEE	1+3=4	0+0=0	1+3=4	1+1=2	1+5=6	3+1=4	3+0=3	0+1=1
at Alabama (#1)	3+0=3	0+0=0	2+1=3	1+1=2	0+2=2	0+0=0	0+1=1	0+1=1
TEXAS A&M								
at Mississippi State								

## Linebackers

Solo+Ast=Total	#0 Pappoe	#9 McClain	#33 Britt	#35 Riley
KENTUCKY (#23)	7+1=8	5+3=8	5+6=11	0+1=1
at Georgia (#4)	3+2=5	6+5=11	4+8=12	0+0=0
ARKANSAS	9+1=10	7+6=13	DNP	0+0=0
at South Carolina	5+5=10	9+4=13	DNP	0+0=0
at Ole Miss	9+5=14	3+5=8	DNP	0+0=0
LSU	3+3=6	2+7=9	DNP	2+1=3
TENNESSEE	7+5=12	2+4=6	DNP	0+0=0
at Alabama (#1)	2+0=2	4+5=9	DNP	0+0=0
TEXAS A&M				
at Mississippi State				

## Defensive Backs

Solo+Ast=Total	#6 Tutt	#13 Tennison	#14 Pritchett	#15 Peters	#20 Sherwood	#21 Monday	#23 McCreary	#31 Puckett
KENTUCKY (#23)	2+1=3	0+0=0	2+0=2	2+0=2	2+1=3	7+3=10	3+1=4	0+2=2
at Georgia (#4)	0+1=1	0+0=0	1+1=2	5+8=13	4+10=14	1+2=3	2+0=2	2+1=3
ARKANSAS	1+1=2	0+0=0	2+1=3	1+0=1	5+3=8	3+2=5	5+0=5	2+2=4
at South Carolina	2+1=3	1+0=1	2+2=4	1+0=1	4+1=5	3+1=4	5+0=5	1+0=1
at Ole Miss	4+4=8	4+0=4	0+1=1	3+3=6	9+2=11	7+5=12	4+1=5	0+0=0
LSU	2+1=3	1+1=2	2+0=2	2+2=4	1+1=2	2+2=4	3+2=5	1+1=2
TENNESSEE	5+1=6	1+1=2	2+0=2	1+0=1	6+2=8	3+1=4	4+1=5	0+0=0
at Alabama (#1)	1+1=2	1+0=1	2+0=2	0+0=0	2+1=3	5+2=7	5+1=6	0+0=0
TEXAS A&M								
at Mississippi State								

## Solo+Ast=Total #36 Simpson

KENTUCKY (#23)	3+1=4
at Georgia (#4)	DNP
ARKANSAS	DNP
at South Carolina	0+0=0
at Ole Miss	0+0=0
LSU	2+0=2
TENNESSEE	0+1=1
at Alabama (#1)	0+0=0
TEXAS A&M	
at Mississippi State	



## 2020 SUPERLATIVES

## Auburn Team Superlatives

Rushes.....	47	at Ole Miss (Oct 24, 2020)
Yards Rushing.....	259	vs Arkansas (Oct 10, 2020)
Yards Per Rush.....	6.3	vs Arkansas (Oct 10, 2020)
TD Rushes.....	4	at Ole Miss (Oct 24, 2020)
Pass attempts.....	47	at South Carolina (Oct 17, 2020)
Pass completions.....	24	at South Carolina (Oct 17, 2020)
Yards Passing.....	300	vs LSU (Oct 31, 2020)
Yards Per Pass.....	11.5	vs LSU (Oct 31, 2020)
TD Passes.....	3	vs Kentucky (Sep 26, 2020)
.....		vs LSU (Oct 31, 2020)
Total Plays.....	83	at South Carolina (Oct 17, 2020)
Total Offense.....	506	vs LSU (Oct 31, 2020)
Yards Per Play.....	7.2	vs LSU (Oct 31, 2020)
Points.....	48	vs LSU (Oct 31, 2020)
Sacks By.....	4	vs LSU (Oct 31, 2020)
.....		vs Tennessee (Nov 21, 2020)
First Downs.....	27	at South Carolina (Oct 17, 2020)
Penalties.....	9	at South Carolina (Oct 17, 2020)
Penalty Yards.....	89	at South Carolina (Oct 17, 2020)
Turnovers.....	3	at South Carolina (Oct 17, 2020)
Interceptions By.....	2	at Ole Miss (Oct 24, 2020)
.....		vs LSU (Oct 31, 2020)
Punts.....	5	vs Kentucky (Sep 26, 2020)
.....		at Georgia (Oct 3, 2020)
.....		vs Arkansas (Oct 10, 2020)
.....		vs LSU (Oct 31, 2020)
.....		at Alabama (Nov 28, 2020)
Punting Avg.....	45.5	at South Carolina (Oct 17, 2020)
Long Punt.....	50	at Georgia (Oct 3, 2020)
Punts inside 20.....	3	vs Kentucky (Sep 26, 2020)
.....		vs Arkansas (Oct 10, 2020)
Long Punt Return.....	18	vs LSU (Oct 31, 2020)

## Auburn Individual Superlatives

Rushes.....	24	Tank Bigsby at Ole Miss (Oct 24, 2020)
Yards Rushing.....	146	Tank Bigsby vs Arkansas (Oct 10, 2020)
TD Rushes.....	2	Tank Bigsby at Ole Miss (Oct 24, 2020)
.....		Tank Bigsby vs LSU (Oct 31, 2020)
Long Rush.....	41	D.J. Williams vs Arkansas (Oct 10, 2020)
Pass attempts.....	47	Bo Nix at South Carolina (Oct 17, 2020)
Pass completions.....	24	Bo Nix at South Carolina (Oct 17, 2020)
Yards Passing.....	300	Bo Nix vs LSU (Oct 31, 2020)
TD Passes.....	3	Bo Nix vs Kentucky (Sep 26, 2020)
.....		Bo Nix vs LSU (Oct 31, 2020)
Long Pass.....	91	Bo Nix vs LSU (Oct 31, 2020)
Receptions.....	10	Anthony Schwartz vs Arkansas (Oct 10, 2020)
Yards Receiving.....	150	Seth Williams at Ole Miss (Oct 24, 2020)
TD Receptions.....	2	Seth Williams vs Kentucky (Sep 26, 2020)
Long Reception.....	91	Anthony Schwartz vs LSU (Oct 31, 2020)
Field Goals.....	3	Anders Carlson vs Arkansas (Oct 10, 2020)
.....		Anders Carlson at South Carolina (Oct 17, 2020)
.....		Anders Carlson vs Tennessee (Nov 21, 2020)
Long Field Goal.....	50	Anders Carlson vs Tennessee (Nov 21, 2020)
Punts.....	4	Aidan Marshall vs Arkansas (Oct 10, 2020)
.....		Oscar Chapman at Ole Miss (Oct 24, 2020)
.....		Aidan Marshall at Alabama (Nov 28, 2020)
Punting Avg.....	45.5	Aidan Marshall at South Carolina (Oct 17, 2020)
Long Punt.....	50	Aidan Marshall at Georgia (Oct 3, 2020)
Punts inside 20.....	3	Aidan Marshall vs Arkansas (Oct 10, 2020)
Long Punt Return.....	18	Mark-Antony Richards vs LSU (Oct 31, 2020)
Long Kickoff Return.....	35	Tank Bigsby vs Arkansas (Oct 10, 2020)
Tackles.....	14	Jamien Sherwood at Georgia (Oct 3, 2020)
.....		Owen Pappoe at Ole Miss (Oct 24, 2020)
Sacks.....	1.5	Derick Hall vs LSU (Oct 31, 2020)
.....		Colby Wooden vs Tennessee (Nov 21, 2020)
Tackles For Loss.....	2.0	DaQuan Newkirk vs Kentucky (Sep 26, 2020)
.....		Colby Wooden vs Arkansas (Oct 10, 2020)
.....		Colby Wooden at South Carolina (Oct 17, 2020)
.....		Roger McCreary at Ole Miss (Oct 24, 2020)
Interceptions.....	1 (7x)	last Smoke Monday vs Tennessee (Nov 21, 2020)

## Opponent Team Superlatives

Rushes.....	51	at Ole Miss (Oct 24, 2020)
Yards Rushing.....	283	at Ole Miss (Oct 24, 2020)
Yards Per Rush.....	5.5	at Ole Miss (Oct 24, 2020)
TD Rushes.....	3	at South Carolina (Oct 17, 2020)
.....		at Ole Miss (Oct 24, 2020)
Pass attempts.....	48	vs LSU (Oct 31, 2020)
Pass completions.....	28	vs LSU (Oct 31, 2020)
Yards Passing.....	318	vs Arkansas (Oct 10, 2020)
Yards Per Pass.....	11.6	at Alabama (Nov 28, 2020)
TD Passes.....	5	at Alabama (Nov 28, 2020)
Total Plays.....	79	at Ole Miss (Oct 24, 2020)
Total Offense.....	464	vs Tennessee (Nov 21, 2020)
Yards Per Play.....	8.4	at Alabama (Nov 28, 2020)
Points.....	42	at Alabama (Nov 28, 2020)
Sacks By.....	3	at Georgia (Oct 3, 2020)
.....		vs Arkansas (Oct 10, 2020)
.....		at South Carolina (Oct 17, 2020)
.....		at South Carolina (Oct 17, 2020)
First Downs.....	28	vs Tennessee (Nov 21, 2020)
Penalties.....	8	at Georgia (Oct 3, 2020)
Penalty Yards.....	59	at Georgia (Oct 3, 2020)
Turnovers.....	3	vs Kentucky (Sep 26, 2020)
.....		vs LSU (Oct 31, 2020)
Interceptions By.....	3	at South Carolina (Oct 17, 2020)
Punts.....	7	vs LSU (Oct 31, 2020)
Punting Avg.....	53.0	vs Kentucky (Sep 26, 2020)
Long Punt.....	75	vs Kentucky (Sep 26, 2020)
Punts inside 20.....	3	at South Carolina (Oct 17, 2020)
Long Punt Return.....	11	at Alabama (Nov 28, 2020)

## Opponent Individual Superlatives

Rushes.....	25	Kevin Harris, at South Carolina (Oct 17, 2020)
Yards Rushing.....	173	E. Gray, vs Tennessee (Nov 21, 2020)
TD Rushes.....	2	Zamir White, at Georgia (Oct 3, 2020)
.....		Kevin Harris, at South Carolina (Oct 17, 2020)
.....		Matt Corral, at Ole Miss (Oct 24, 2020)
Long Rush.....	39	Najee Harris, at Alabama (Nov 28, 2020)
Pass attempts.....	37	Terry Wilson, vs Kentucky (Sep 26, 2020)
Pass completions.....	24	Terry Wilson, vs Kentucky (Sep 26, 2020)
Yards Passing.....	318	Feleipe Franks, vs Arkansas (Oct 10, 2020)
TD Passes.....	5	Mac Jones, at Alabama (Nov 28, 2020)
Long Pass.....	66	Mac Jones, at Alabama (Nov 28, 2020)
Receptions.....	9	Josh Ali, vs Kentucky (Sep 26, 2020)
.....		Kearis Jackson, at Georgia (Oct 3, 2020)
Yards Receiving.....	171	DeVonta Smith, at Alabama (Nov 28, 2020)
TD Receptions.....	2	DeVion Warren, vs Arkansas (Oct 10, 2020)
.....		DeVonta Smith, at Alabama (Nov 28, 2020)
.....		John Metchie, at Alabama (Nov 28, 2020)
Long Reception.....	66	DeVonta Smith, at Alabama (Nov 28, 2020)
Field Goals.....	2	Jack Podlesny, at Georgia (Oct 3, 2020)
Long Field Goal.....	50	Cade York, vs LSU (Oct 31, 2020)
Punts.....	7	Z.Von Rosenberg, vs LSU (Oct 31, 2020)
Punting Avg.....	53.0	Max Duffy, vs Kentucky (Sep 26, 2020)
Long Punt.....	75	Max Duffy, vs Kentucky (Sep 26, 2020)
Punts inside 20.....	3	Kai Kroeger, at South Carolina (Oct 17, 2020)
Long Punt Return.....	11	DeVonta Smith, at Alabama (Nov 28, 2020)
Long Kickoff Return.....	38	Kenny McIntosh, at Georgia (Oct 3, 2020)
Tackles.....	14	Jalen Catalon, vs Arkansas (Oct 10, 2020)
Sacks.....	2.0	Adam Anderson, at Georgia (Oct 3, 2020)
.....		Keir Thomas, at South Carolina (Oct 17, 2020)
.....		K. Bennett, vs Tennessee (Nov 21, 2020)
Tackles For Loss.....	3.0	Azeez Ojulari, at Georgia (Oct 3, 2020)
.....		Sam Williams, at Ole Miss (Oct 24, 2020)
.....		K. Bennett, vs Tennessee (Nov 21, 2020)
Interceptions.....	2	Jaycee Horn, at South Carolina (Oct 17, 2020)

### 2020 PLAYS OF 20+ YARDS

Yards	Type	Player(s)	Opponent	Qtr.
100*	INT	Smoke Monday	Tennessee	3
91*	Pass	Anthony Schwartz from Bo Nix	LSU	4
58*	Pass	Seth Williams from Bo Nix	Ole Miss	4
54*	Pass	Anthony Schwartz from Bo Nix	Tennessee	2
48	INT	Nehemiah Pritchett	LSU	2
44	Pass	Seth Williams from Bo Nix	South Carolina	2
41	Rush	D.J. Williams	Arkansas	1
38	Pass	Eli Stove from Bo Nix	LSU	2
38	Pass	Seth Williams from Bo Nix	Ole Miss	3
37	Pass	Shedrick Jackson from Bo Nix	Alabama	3
35	KR	Tank Bigsby	Arkansas	3
34	KR	Shaun Shivers	Kentucky	1
33	KR	Tank Bigsby	Arkansas	2
32	Pass	Seth Williams from Bo Nix	Arkansas	4
32	Pass	Seth Williams from Bo Nix	Kentucky	3
30	KR	Tank Bigsby	Ole Miss	3
30	Rush	Tank Bigsby	South Carolina	4
30	Pass	Seth Williams from Bo Nix	Arkansas	2
30	INT	Roger McCreary	Kentucky	2
30	KR	Tank Bigsby	Kentucky	1
28	Pass	Seth Williams from Bo Nix	LSU	2
26	Pass	John Samuel Shenker from Bo Nix	Alabama	4
26	Rush	Tank Bigsby	LSU	2
26	Rush	Tank Bigsby	Arkansas	2
26	Pass	Seth Williams from Bo Nix	Kentucky	1
25	Pass	Anthony Schwartz from Bo Nix	Arkansas	3
25	Pass	Seth Williams from Bo Nix	Kentucky	3
24	KR	Tank Bigsby	Ole Miss	2
24	KR	Tank Bigsby	Arkansas	3
24	KR	Tank Bigsby	Georgia	2
23	Rush	D.J. Williams	Tennessee	4
23	Pass	Anthony Schwartz from Bo Nix	LSU	3
23	KR	Tank Bigsby	South Carolina	3
23	Pass	Anthony Schwartz from Bo Nix	Kentucky	1
22	Pass	Anthony Schwartz from Bo Nix	South Carolina	1
22	Pass	D.J. Williams from Bo Nix	South Carolina	1
21	Rush	Bo Nix	Alabama	1
21	Pass	Eli Stove from Bo Nix	Tennessee	3
21	Rush	Bo Nix	LSU	3
21	Pass	Seth Williams from Bo Nix	Ole Miss	2
21*	Pass	Eli Stove from Bo Nix	Kentucky	4
20	Pass	Kobe Hudson from Bo Nix	Alabama	2
20*	FR	Christian Tutt	LSU	2
20	Pass	Seth Williams from Bo Nix	Georgia	3

\* Touchdown scored on play

### PLAY BREAKDOWN

Total ..... 44

#### BY PLAY

Pass ..... 24  
 Rush ..... 7  
 Kickoff Return ..... 9  
 Punt Return ..... 0  
 Fumble Return ..... 1  
 Interception Return ..... 3  
 Blocked Punt Return ..... 0  
 Blocked Field Goal Return ..... 0

#### BY GAME

Kentucky ..... 8  
 Georgia ..... 2  
 Arkansas ..... 8  
 South Carolina ..... 5  
 Ole Miss ..... 5  
 LSU ..... 8  
 Tennessee ..... 4  
 Alabama ..... 4

#### BY QUARTER

1st ..... 8  
 2nd ..... 15  
 3rd ..... 14  
 4th ..... 7

#### RUSHING

Tank Bigsby ..... 3  
 Bo Nix ..... 2  
 D.J. Williams ..... 2

#### PASSING

Bo Nix ..... 24

#### RECEIVING

Seth Williams ..... 11  
 Anthony Schwartz ..... 6  
 Eli Stove ..... 3  
 Kobe Hudson ..... 1  
 Shedrick Jackson ..... 1  
 John Samuel Shenker ..... 1  
 D.J. Williams ..... 1

#### KICKOFF RETURN

Tank Bigsby ..... 8  
 Shaun Shivers ..... 1

#### PUNT RETURN

..... -

#### INTERCEPTION RETURN

Roger McCreary ..... 1  
 Smoke Monday ..... 1  
 Nehemiah Pritchett ..... 1

#### FUMBLE RETURN

Christian Tutt ..... 1

#### BLOCKED FIELD GOAL RETURN

..... -

#### BLOCKED PUNT RETURN

..... -

GAME 1 // #8 AUBURN 29, #23 KENTUCKY 13 // SEPTEMBER 26, 2020 // SECN // JORDAN-HARE STADIUM (17,490) // AUBURN, AL

Bo Nix threw three second-half touchdown passes and No. 8 Auburn's defense forced three turnovers to lead the Tigers to a 29-13 season-opening win over No. 23 Kentucky Saturday at Jordan-Hare Stadium.

Nix connected twice with Seth Williams and once with Eli Stove, completing 16 of 27 passes for 233 yards with no turnovers. Nix and Williams teamed up six times for 112 yards and two touchdowns.

Trailing 7-0 after Kentucky scored on its opening drive, Auburn answered with a 7-yard, seven-play drive to take the lead. After D. J. Williams' 1-yard touchdown run, Grant Loy's two-point conversion pass to John Samuel Shenker gave Auburn an 8-7 lead.

Late in the half, Kentucky threatened to take the lead, but Roger McCreary intercepted Terry Wilson's pass in Auburn's end zone, returning 100 yards for a touchdown that was negated by a penalty on the return.

On third-and-goal from the 11, Nix rolled right and threw to Williams, who elevated in the end zone for a touchdown that extended Auburn's lead to 15-7 with 5:42 left in the third quarter.

Wilson threw a touchdown pass to trim Auburn's lead to 15-13, but the Tigers' defense forced an incomplete pass on Kentucky's two-point attempt to preserve the lead late in the third quarter.

Jamien Sherwood recovered a fumble early in the fourth quarter to give Auburn possession at Kentucky's 23-yard line.

Four plays later on third-and-goal from the 4, Nix targeted Williams, who outmuscled his defender to record his second touchdown, putting Auburn in front 22-13 with 10:21 left in the game.

Kentucky tried a fake punt, but Jordyn Peters ran down the Wildcats' punter for a 3-yard loss, giving Auburn the ball on UK's 27.

Auburn quickly capitalized two plays later when Nix connected with Eli Stove for a 27-yard touchdown that increased Auburn's lead to 29-13.

McCreary forced a fumble that Owen Pappoe recovered for Auburn's third turnover. Pappoe and DaQuan Newkirk each made sacks among the Tigers' eight tackles for loss. K.J. Britt led Auburn with 11 tackles while Smoke Monday made 10, both career highs.

Auburn University students comprised the majority of the 17,490 in attendance, 20 percent of Jordan-Hare Stadium's pre-pandemic capacity.

Auburn honored former coach Pat Dye, who died on June 1, by wearing helmet decals with Dye's initials and the words "Sixty Minutes," referencing Dye's famous answer when asked at his introductory press conference how long it would take Auburn to beat its in-state rival.

Malzahn paid homage to Dye by wearing the College Football Hall of Fame coach's traditional gameday attire: a white short-sleeve shirt, tie and Auburn hat.

The Tigers make their first road trip next Saturday when they play at Georgia in the Deep South's Oldest Rivalry at 6:30 p.m. CT on ESPN and the Auburn Sports Network.



TEAM STATISTICS

	UK	AU
First Downs	21	16
Rushes-Yards	40-145	30-91
Passing Yards	239	233
Comp-Att-Int	24-38-1	16-27-0
Total Plays-Yards	78-384	57-324
Punts-Avg.	4-53.0	5-41.0
Fumbles-Lost	2-2	2-0
Penalties-Yards	4-40	7-55
3rd Down Conv.	12 of 19	4 of 10
Time of Possession	36:29	23:31

INDIVIDUAL STATISTICS

RUSHING

Kentucky - Smoke 7-62 (TD), Wilson 13-42, Rose 10-31, Rodriguez 9-13, Duffy 1-(-3)  
 AUBURN - Nix 5-34, Shivers 6-29, D. Williams 8-22 (TD), Bigsby 6-15, Stove 1-7, TEAM 4-(-15)

PASSING

Kentucky - Wilson 24-37-1-239 (TD), Ali 0-1-0-0  
 AUBURN - Nix 16-27-0-233 (3 TD)

RECEIVING

Kentucky - Alu 9-98, Rose 4-37, Harris 4-25, Dailey 2-42, Hayes 2-24 (TD), Smoke 2-10, Rigg 1-3  
 AUBURN - S. Williams 6-112 (2 TD), Stove 4-55 (TD), Schwartz 3-40, Capers 1-17, D. Williams 1-7, Shenker 1-2

INTERCEPTIONS

Kentucky - NONE  
 AUBURN - McCreary 1-30

	1	2	3	4	OT	FINAL	FIELD GOAL BREAKDOWN
#23 KENTUCKY	7	0	6	0	--	13	--
#8 AUBURN	8	0	7	14	--	29	--

TEAM	QTR.	TIME	SCORING PLAY	DRIVE	SCORE
Kentucky	1	6:44	Kavosiey Smoke 35 yd run (Ruffalo kick)	11-93 (6:23)	0-7
Auburn	1	4:30	D.J. Williams 1 yd run (Shenker pass from Loy)	7-70 (2:07)	8-7
Auburn	3	5:42	Seth Williams 11 yd pass from Nix (Carlson kick)	9-76 (4:19)	15-7
Kentucky	3	1:00	Akeem Hayes 8 yd pass from Wilson (Wilson pass failed)	11-73 (4:34)	15-13
Auburn	4	10:21	Seth Williams 4 yd pass from Nix (Carlson kick)	5-23 (2:13)	22-13
Auburn	4	8:17	Eli Stove 21 yd pass from Nix (Carlson kick)	2-27 (0:50)	29-13

GAME 2 // #4 GEORGIA 27, #7 AUBURN 6 // OCTOBER 3, 200 // CBS // SANFORD STADIUM (20,524) // ATHENS, GA

In a top-10 matchup, No. 4 Georgia beat No. 7 Auburn 27-6 Saturday at Sanford Stadium in the 125th edition of the Deep South's Oldest Rivalry.

Bo Nix completed 21 of 41 passes for 177 yards and true freshman Tank Bigsby accounted for 99 yards of total offense to pace the Tigers.

After Georgia scored a touchdown and kicked a field goal on its first two drives to lead 10-0 after the first quarter, the Bulldogs added a 21-yard touchdown pass and Zamir White's second TD run to lead 24-0 with 6:26 remaining in the first half.

Auburn got on the scoreboard with a 20-yard Anders Carlson field goal to cap a 12-play, 65-yard drive for a 24-3 halftime score.

On the drive, Nix's 19-yard pass to Bigsby was Auburn's longest gain of the half. Making his first start, Bigsby made seven receptions for 68 yards while adding 31 rushing yards on eight carries.

Auburn began the second half with a 15-play drive that led to Carlson's 45-yard field goal, trimming UGA's lead to 24-6. The Tigers converted three third downs on the drive, with Nix hitting Seth Williams for 10 and 20 yards to move the chains twice while Nix rushed for 10 yards on third-and-5.

After Georgia kicked a field goal to lead 27-6, Auburn again drove into UGA territory, with 6-2, 300-pound true freshman tight end J.J. Pegues twice picking up first downs with 2-yard runs out of the Wildcat formation. The drive ended with a fourth-down interception.

Anthony Schwartz had eight receptions for 57 yards.

Jamien Sherwood highlighted Auburn's defensive effort, making a career-high 14 tackles. Sherwood tallied 13 stops in the first half, including a tackle for loss, while breaking up two passes. Jordyn Peters also had a career effort with 13 tackles. K.J. Britt added 12 tackles and Zakoby McClain made 11, both career highs. McClain also recorded a sack.

The Tigers and Bulldogs played in front of 20,524 in Auburn's first road game of the coronavirus pandemic.

Auburn returns to Jordan-Hare Stadium next Saturday vs. Arkansas at 3 p.m. CT on SEC Network.



TEAM STATISTICS

	AU	UGA
First Downs	15	25
Rushes-Yards	22-39	45-202
Passing Yards	177	240
Comp-Att-Int	21-40-1	17-28-0
Total Plays-Yards	62-216	73-442
Punts-Avg.	5-40.8	2-51.5
Fumbles-Lost	1-0	0-0
Penalties-Yards	7-46	8-59
3rd Down Conv.	6 of 15	9 of 14
Time of Possession	25:56	34:04

INDIVIDUAL STATISTICS

RUSHING

AUBURN - Bigsby 8-31, Nix 11-8, Pegues 2-4, Schwartz 1-(-4)  
 Georgia - White 19-88 (2 TD), Cook 5-41, Milton 6-30, McIntosh 6-29, Edwards 7-27, Mathis 1-2, Bennett 1-(-15)

PASSING

AUBURN - Nix 21-40-177-1  
 Georgia - Bennett 17-28-240-0 (TD)

RECEIVING

AUBURN - Bigsby 7-68, Schwartz 8-57, S. Williams 3-34, Hudson 1-18, Pegues 1-4, D. Williams 1-(-4)  
 Georgia - Jackson 9-147, Pickens 2-26 (TD), FitzPatrick 1-18, McIntosh 1-15, Burton 1-14, White 1-10, Robertson 2-10

INTERCEPTIONS

AUBURN - NONE  
 Georgia - Webb 1-13

	1	2	3	4	OT	FINAL	FIELD GOAL BREAKDOWN
#7 AUBURN	0	3	3	0	--	6	Carlson (20) (45)
#4 GEORGIA	10	14	3	0	--	27	Podlesny (21) (25) 43 WL

TEAM	QTR.	TIME	SCORING PLAY	DRIVE	SCORE
Georgia	1	9:31	Zamir White 1 yd run (Podlesny kick)	10-43 (2:56)	0-7
Georgia	1	4:00	Jack Podlesny 21 yd FG	11-59 (3:56)	0-10
Georgia	2	11:08	George Pickens 21 yd pass from Bennett (Podlesny kick)	11-84 (5:26)	0-17
Georgia	2	6:26	Zamir White 1 yd run (Podlesny kick)	6-72 (3:27)	0-24
Auburn	2	1:38	Anders Carlson 20 yd FG	11-65 (4:40)	3-24
Auburn	3	10:09	Anders Carlson 45 yd FG	15-54 (4:46)	6-24
Georgia	3	5:51	Jack Podlesny 25 yd FG	10-67 (4:18)	6-27

GAME 3 // #13 AUBURN 30, ARKANSAS 28 // OCTOBER 11, 2020 // ESPN // JORDAN-HARE STADIUM (17,490) // AUBURN, AL

All Anders Carlson needed was a second chance Saturday. The junior kicker missed a 34-yard field goal late in the fourth quarter, but when his teammates picked him up and gave him another opportunity with less than 20 seconds left to win it, he delivered.

Carlson drilled a 39-yard field goal, his third made field goal of the game, to propel No. 13 Auburn to a 30-28 victory over Arkansas on a wet, rainy day in Jordan-Hare Stadium.

It took all three phases for Auburn in the final sequence. Following the missed kick, the defense responded with a three-and-out to give the Tigers the ball back. On offense, it was Tank Bigsby who took over on the final drive. The freshman running back caught a pass for nine yards and then had back-to-back runs for 17 yards to set up the go-ahead kick from Carlson.

Bigsby finished with 146 yards rushing, 16 yards receiving and added 106 yards on kick returns. He ran for 106 yards in the first half, becoming the first Auburn running back to reach 100 yards in the first half of an SEC game since Kerryon Johnson did it against Ole Miss in 2017.

In what was a sloppy start for both sides due to the weather, Auburn scored first with a blocked punt for a touchdown. Senior defensive back Jordyn Peters broke through the right side and blocked the punt while junior linebacker Barton Lester was right there to fall on it in the end zone.

For Peters, it was the fourth punt block in his career. It was Auburn's first blocked punt for a touchdown since 2018 against Alabama State when Peters blocked it and Devan Barrett returned it for six.

The Tigers kept the foot on the gas, adding a field goal late in the first quarter to make it 10-0. On their opening drive of the second quarter, it was vintage Auburn football as the offense ran the ball 10 straight times and marched 80 yards down the field for a touchdown. Bigsby started the drive with runs of 13 and 17 yards. Fellow running back D.J. Williams picked up 11 yards and then converted a third-and-2 with a 5-yard run. Quarterback Bo Nix capped the drive with a 15-yard touchdown run to extend the lead to 17-0.

As a team, Auburn rushed for 215 yards in the first half. Arkansas battled back in the second half to cut the lead to two, but the Tigers responded and mounted another impressive touchdown drive. This time it was Nix and wide receiver Anthony Schwartz who took over. The two connected five times for 56 yards on the drive, including a 17-yard touchdown catch from Schwartz on 3rd-and-10 where he weaved through a handful of Razorbacks on his way to the end zone.

Schwartz finished with a team-high 10 receptions and 100 yards receiving, both career highs. On defense, linebackers Owen Pappoe and Zakoby McClain stepped up for Auburn in the absence of senior leader K.J. Britt. McClain led the team with 13 tackles, a new career high, and Pappoe also set a career high in tackles with 10 while adding a sack as well.

Pappoe's sack was one of seven tackles for loss by the defense. Sophomore Colby Wooden, starting in place of the injured Big Kat Bryant, recorded two tackles for loss, a sack and six total stops. It was the fifth straight win in the series for Auburn who now leads 18-11 all-time.

The Tigers (2-1) will go back on the road next week to face a South Carolina team who earned their first victory of the season Saturday. The game is scheduled to kick off at 11 a.m. CT and will be televised on ESPN.



TEAM STATISTICS

	AR	AU
First Downs	22	24
Rushes-Yards	42-119	41-259
Passing Yards	318	187
Comp-Att-Int	22-30-0	18-29-0
Total Plays-Yards	72-437	70-446
Punts-Avg.	6-35.3	5-37.4
Fumbles-Lost	0-0	1-0
Penalties-Yards	6-26	7-52
3rd Down Conv.	6 of 15	6 of 15
Time of Possession	27:42	32:18

INDIVIDUAL STATISTICS

RUSHING

Arkansas - Smith 21-81, Franks 15-28, Spivey 4-11, Hornsby 2-(-1)  
 AUBURN - Bigsby 20-146, D. Williams 8-71, Nix 10-30 (TD), Pegues 2-12, Schwartz 1-0

PASSING

Arkansas - Franks 22-30-318-0 (4 TD)  
 AUBURN - Nix 17-28-187-0 (TD), Pegues 1-1-0-0

RECEIVING

Arkansas - Warren 5-95 (2 TD), Woods 6-81 (TD), Smith 6-78 (TD), Kern 4-59, Morris 1-6  
 AUBURN - Schwartz 10-100 (TD), S. Williams 3-70, Bigsby 4-16, D. Williams 1-1

INTERCEPTIONS

Arkansas - NONE  
 AUBURN - NONE

	1	2	3	4	OT	FINAL	FIELD GOAL BREAKDOWN
ARKANSAS	0	12	6	10	--	28	Reed (23)
#13 AUBURN	10	10	0	10	--	30	Carlson (47) (25) 34 WR (39)

TEAM	QTR.	TIME	SCORING PLAY	DRIVE	SCORE
Auburn	1	4:32	Barton Lester 0 yd blocked punt return (Carlson kick)	-	7-0
Auburn	1	0:36	Anders Carlson 47 yd FG	5-47 (2:34)	10-0
Auburn	2	9:22	Bo Nix 15 yd run (Carlson kick)	10-80 (4:49)	17-0
Arkansas	2	6:24	Mike Woods 4 yd pass from Franks (Team kick failed)	8-65 (2:58)	17-6
Arkansas	2	2:15	DeVion Warren 7 yd pass from Franks (Franks pass failed)	13-85 (5:30)	17-12
Auburn	2	0:38	Anders Carlson 25 yd FG	6-57 (1:37)	20-12
Arkansas	3	4:14	Trelon Smith 5 yd pass from Franks (Franks pass failed)	13-85 (5:30)	20-18
Auburn	4	14:51	Anthony Schwartz 17 yd pass from Nix (Carlson kick)	9-64 (4:12)	27-18
Arkansas	4	11:37	AJ Reed 23 yd FG	10-70 (3:14)	27-21
Arkansas	4	5:29	DeVion Warren 30 yd pass from Franks (Reed kick)	10-70 (4:50)	27-28
Auburn	4	0:07	Anders Carlson 39 yd FG	7-23 (1:59)	30-28

GAME 4 // SOUTH CAROLINA 30, #15 AUBURN 22 // OCTOBER 18, 2020 // ESPN // WILLIAMS-BRICE STADIUM (15,766) // COLUMBIA, SC

Tank Bigsby raced past the 100-yard mark for the second straight game and scored his first collegiate touchdown Saturday but No. 15 Auburn lost 30-22 at South Carolina.

Bigsby passed the century mark in the fourth quarter on runs of 30 and 19 yards, setting up Anders Carlson's third field goal to make it a one-score game with 6:36 to play. Bigsby gained 111 yards on 16 carries.

Auburn's defense held the Gamecocks to one first down before the Tigers got the ball back with 2:15 to play, needing to go 80 yards with no timeouts.

Auburn drove to the Gamecocks' 12-yard line with 9 seconds remaining, but on fourth-and-5, Bo Nix was tackled at the 9-yard-line, two yards short of the first down.

Auburn scored on the opening drive of the second half to lead 19-14 after marching 54 yards on 11 plays and converting two third downs to set up Carlson's second field goal, a 35-yarder.

The Gamecocks answered with a 75-yard touchdown drive, taking a 20-19 lead on a 10-yard touchdown pass. South Carolina's attempted two-point pass was incomplete with 6:31 left in the third quarter.

Owen Pappoe's first career interception ended South Carolina's red zone threat late in the third quarter, but the Gamecocks soon regained possession with their third interception and scored on an 8-yard run on their next play to lead 27-19 with 54 seconds left in the quarter.



TEAM STATISTICS

	AU	SC
First Downs	27	20
Rushes-Yards	36-209	43-153
Passing Yards	272	144
Comp-Att-Int	24-47-3	15-24-1
Total Plays-Yards	83-481	67-297
Punts-Avg.	2-45.5	5-48.4
Fumbles-Lost	0-0	1-0
Penalties-Yards	9-89	5-39
3rd Down Conv.	7 of 16	7 of 13
Time of Possession	28:43	31:17

INDIVIDUAL STATISTICS

RUSHING

AUBURN - Bigsby 16-111 (TD), Nix 15-69, D. Williams 4-17, Stove 1-12  
 South Carolina - Harris 25-83 (2 TD), Fenwick 12-68, Joyner 1-14, TEAM 1-(-5), Hill 4-(-7) (TD)

PASSING

AUBURN - Nix 24-47-272-3 (TD)  
 South Carolina - Hill 15-24-144-1 (TD)

RECEIVING

AUBURN - Stove 7-60 (TD), Schwartz 6-59, S. Williams 4-74, Capers 3-40, D. Williams 2-26, Jackson 1-9, Deal 1-4  
 South Carolina - Smith 8-76 (TD), Muse 2-29, Harris 2-21, Vann 1-11, Prentice 1-10, Joyner 1-(-3)

INTERCEPTIONS

AUBURN - Pappoe 1-1  
 South Carolina - Horn 2-34, Dickerson 1-0

	1	2	3	4	OT	FINAL	FIELD GOAL BREAKDOWN
#15 AUBURN	9	7	3	3	--	22	Carlson (35) (38) (22)
SOUTH CAROLINA	0	14	13	3	--	30	White (39)

TEAM	QTR.	TIME	SCORING PLAY	DRIVE	SCORE
Auburn	1	8:32	Anders Carlson 35 yd FG	14-62 (4:57)	3-0
Auburn	1	4:33	Eli Stove 11 yd pass from Nix (Loy pass failed)	7-56 (2:01)	9-0
South Carolina	2	12:49	Kevin Harris 3 yd run (White kick)	5-29 (2:00)	9-7
Auburn	2	10:24	Tank Bigsby 4 yd run (Carlson kick)	7-75 (2:25)	16-7
South Carolina	2	0:35	Collin Hill 1 yd run (White kick)	11-49 (4:28)	16-14
Auburn	3	10:22	Anders Carlson 38 yd FG	11-54 (4:38)	19-14
South Carolina	3	6:31	Shi Smith 10 yd pass from Hill (Hill pass failed)	9-75 (3:51)	19-20
South Carolina	3	0:54	Kevin Harris 8 yd run (White kick)	1-8 (0:05)	19-27
South Carolina	4	9:13	Parker White 39 yd FG	9-58 (4:28)	19-30
Auburn	4	6:39	Anders Carlson 22 yd FG	7-70 (2:34)	22-30



**GAME 5 // AUBURN 35, OLE MISS 28 // OCTOBER 24, 2020 // SECN // VAUGHT-HEMINGWAY STADIUM (15,037) // OXFORD, MS**

Bo Nix hit Seth Williams for a 58-yard touchdown pass with 1:11 to play to give Auburn a 35-28 come-from-behind win Saturday at Vaught-Hemingway Stadium.

Trailing by one point, Auburn (3-2) drove 80 yards on six plays, the Tigers' fifth long scoring drive of the game. Nix and Williams connected again for a two-point conversion pass that gave Auburn a seven-point lead.

Ole Miss (1-4) drove to Auburn's 29 with 3 seconds remaining, but Jordyn Peters made an interception on the game's final play on which Ole Miss was penalized for passing beyond the line of scrimmage.

Early in the third quarter Roger McCreary tackled Ole Miss kicker Luke Logan for a 4-yard-loss on a fake field goal after a special teams miscue had given the Rebels a short field.

After an Auburn punt, Ole Miss drove 89 yards on three plays, scoring on Matt Corral's 10-yard run to lead 21-14 at the 7:09 mark of the third quarter.

Auburn answered with a 10-play, 88-yard game-tying drive. Tank Bigsby ran for 19 yards on third-and-2, then Nix rolled right and threw high down the middle to Seth Williams, who hauled in the pass at the Ole Miss 1-yard line. Shaun Shivers scored on the next play for a 21-21 tie with 2:57 to play in the third quarter.

The Tigers' defense delivered a key stop when Smoke Monday sacked Corral on third-and-5 to force an Ole Miss punt.

The Tigers then drove 80 yards on 11 plays to take the lead. Nix twice completed passes on third downs, first to Williams, then to John Samuel Shenker. Bigby stiff-armed a defender on an 18-yard touchdown run.

On the PAT attempt, Auburn was unable to cleanly convert the snap and hold, resulting in a 27-21 lead.

Bigsby recorded his third consecutive 100-yard game, rushing for 129 yards on 24 carries with two touchdowns.

Ole Miss drove for a touchdown to take a 28-27 lead with 5:43 to play, then forced a three-and-out from Auburn's offense.

The Tigers defense responded with its own three-and-out to give the offense one more opportunity, setting the stage for the most recent Bo-to-Seth game-winner.

Nix completed 23 of 30 passes for 238 yards and a touchdown, adding 52 rushing yards on 10 carries and a TD. Williams led Auburn's receiving corps with eight catches for 150 yards and the game-winning touchdown, his fifth career 100-yard game. Anthony Schwartz added seven receptions.

Owen Pappoe led Auburn's defensive with 14 tackles. Smoke Monday made a career-high 12, including a sack, while Jamien Sherwood added 11.

Two touchdown drives by each team led to a 14-14 halftime tie. After both teams went three-and-out on their opening possessions, the Rebels drove to Auburn's 4-yard line before McCreary ended the threat with his second end zone interception of the season.

The Tigers then drove 95 yards on 14 plays with Bigsby capping the drive with a 4-yard touchdown to give Auburn a 7-0 lead.

The Rebels answered with 75-yard drive to tie it at 7-7 on Corral's 6-yard touchdown pass to Elijah Moore with 13:46 remaining in the half.

Auburn responded with a 10-play, 79-yard scoring drive. Shaun Shivers crossed midfield with runs of 14 and 12 yards. On third-and-4, Nix hit Williams on a slant, with Williams hurdling an Ole Miss defender to gain 21 yards.

Nix scored on a 4-yard touchdown run to give Auburn a 14-7 at the 9:11 mark of the second quarter.

The Rebels then drove 78 yards on 16 plays, converting on fourth-and-5 before scoring on Corral's quarterback run for a 14-14 tie with 3:35 left in the half.



**TEAM STATISTICS**

	AU	OM
First Downs	26	25
Rushes-Yards	47-224	51-283
Passing Yards	238	161
Comp-Att-Int	23-30-0	17-28-2
Total Plays-Yards	77-462	79-444
Punts-Avg.	4-41.8	3-48.0
Fumbles-Lost	0-0	1-0
Penalties-Yards	3-25	1-5
3rd Down Conv.	11 of 16	10 of 16
Time of Possession	31:48	28:12

**INDIVIDUAL STATISTICS**

**RUSHING**

AUBURN - Bigsby 24-129 (2 TD), Shivers 11-60 (TD), Nix 10-52 (TD), D. Williams 1-8, TEAM 1(-25)  
 OLE MISS - Corral 10-88 (2 TD), Sonner 13-75, Ealy 17-74 (TD), Plumlee 8-48, Moore 2-2, Logan 1(-4)

**PASSING**

AUBURN - Nix 23-30-0-238 (TD)  
 OLE MISS - Corral 16-27-2-154 (TD), Plumlee 1-1-0-7

**RECEIVING**

AUBURN - S. Williams 8-150 (TD), Schwartz 7-43, Stove 5-22, Shenker 1-15, Capers 1-7, Hudson 1-1  
 OLE MISS - Moore 5-16 (TD), Yeboah 4-83, Drummond 3-27, Mingo 2-18, Ealy 2-12, Sanders 1-5

**INTERCEPTIONS**

AUBURN - Peters 1-35, McCreary 1-5  
 OLE MISS - NONE

	1	2	3	4	OT	FINAL	FIELD GOAL BREAKDOWN
AUBURN	7	7	7	14	--	35	--
OLE MISS	0	14	7	7	--	28	--

TEAM	QTR.	TIME	SCORING PLAY	DRIVE	SCORE
Auburn	1	2:17	Tank Bigsby 4 yd run (Carlson kick)	14-95 (5:53)	7-0
Ole Miss	2	13:46	Elijah Moore 6 yd pass from Corral (Logan kick)	10-75 (3:31)	7-7
Auburn	2	9:11	Bo Nix 4 yd run (Carlson kick)	10-79 (4:28)	14-7
Ole Miss	2	3:35	Matt Corral 5 yd run (Logan kick)	16-78 (5:31)	14-14
Ole Miss	3	7:09	Matt Corral 10 yd run (Logan kick)	3-89 (0:34)	14-21
Auburn	3	2:57	Shaun Shivers 1 yd run (Carlson kick)	10-88 (4:04)	21-21
Auburn	4	10:12	Tank Bigsby 18 yd run (Patton rush failed)	11-80 (5:08)	27-21
Ole Miss	4	5:43	Jerrion Ealy 5 yd run (Logan kick)	13-77 (4:21)	27-28
Auburn	4	1:11	Seth Williams 58 yd pass from Nix (S. Williams pass from Nix)	6-80 (1:14)	35-28

**GAME 6 // AUBURN 48, LSU 11 // OCTOBER 31, 2020 // CBS // JORDAN-HARE STADIUM (17,490) // AUBURN, AL**

Auburn didn't need any tricks on Halloween this year. It was all treats for the Tigers on Saturday as they dominated LSU, winning 48-11 inside Jordan-Hare Stadium.

It was Auburn's largest margin of victory over LSU, surpassing the previous total of 35 (1999, 2014), and it was also the most points either team has scored in series history.

After a scoreless first quarter, Auburn struck first in the opening minutes of the second quarter with a 9-yard touchdown pass from Bo Nix to Eli Stove. The score was set up by the Auburn defense and cornerback Nehemiah Pritchett who pulled down his first career interception and returned it 48 yards. Stove scored on the next play.

The Auburn defense made its presence felt again later in the quarter when Christian Tutt recovered a fumble and returned it 20 yards for a touchdown to put the Tigers up 14-0. The fumble was caused by Derick Hall who sacked LSU quarterback T.J. Finley on the play.

From that point on it was all Auburn, dismantling the defending national champions in all three phases.

The offense found its rhythm, scoring touchdowns on each their next five drives, including a 99-yard drive to close out the first half and a 75-yard drive to open the second half. The defense kept LSU out of the end zone until a touchdown midway through the fourth quarter with Auburn ahead 48-3.

Nix was responsible for four of Auburn's seven touchdowns. The sophomore quarterback finished 18 of 24 through the air for 300 yards and three touchdowns. He also ran for a career-high 81 yards on 11 carries, adding a fourth score on the ground. It was the third career 300-yard passing performance from Nix, who finished with a pass efficiency rating of 221.3.

On his final play before exiting the game, Nix connected with junior wide receiver Anthony Schwartz on a 91-yard touchdown pass - the third-longest touchdown pass in school history. With the catch, Schwartz finished as Auburn's leading receiver. He had four receptions for 123 yards.

Stove and fellow wide receiver Ze'Vian Capers also caught touchdowns Saturday. The early score from Stove was his third of the season and fifth of his career. The junior recorded a team-high five receptions for 64 yards and added 21 yards rushing. Capers, a true freshman, was wide open in the end zone when he caught a 9-yard pass from Nix. It was his first career touchdown at Auburn.

For the first time since week two, Tank Bigsby failed to go over 100 yards rushing. But the freshman running back still ran for 71 yards on 15 carries and scored two touchdowns in the third quarter to bring his total to five on the season. Bigsby is now ninth among Auburn freshman rushers all-time with 503 yards on the season.

As a team, Auburn rushed for 206 yards in Saturday's win. The Tigers have now surpassed 200 yards on the ground in four straight games.

On the visiting side, LSU finished with only 32 yards rushing thanks to an inspired performance from the Auburn defense. The group forced three turnovers, held LSU to 5 of 17 on third down and recorded four sacks - two from Hall, one from T.D. Moultry and one from Marquis Burks. It was the first two sacks of Hall's career.

Auburn was so dominant on defense that LSU never made it inside the Auburn 30-yard until midway through the fourth quarter. LSU crossed midfield just three times on its first 12 drives.



**TEAM STATISTICS**

	LSU	AU
First Downs	20	23
Rushes-Yards	27-32	44-206
Passing Yards	315	300
Comp-Att-Int	28-48-2	18-26-0
Total Plays-Yards	75-347	70-506
Punts-Avg.	7-48.9	5-41.6
Fumbles-Lost	1-1	1-1
Penalties-Yards	2-25	3-13
3rd Down Conv.	5 of 17	8 of 13
Time of Possession	28:31	31:29

**INDIVIDUAL STATISTICS**

**RUSHING**

LSU - Emery Jr. 9-21, Curry 3-8, Johnson 7-5, Davis-Price 3-0, Finley 5(-2)  
 AUBURN - Nix 11-81 (TD), Bigsby 15-71 (2 TD), Stove 3-21, Shivers 5-18, Richards 5-16, Loy 2-2, Schwartz 1-0, TEAM 2(-4)

**PASSING**

LSU - Finley 13-24-2-143, Johnson 15-24-0-172 (TD)  
 AUBURN - Nix 18-24-0-300 (3 TD), Loy 0-2-0-0

**RECEIVING**

LSU - Gilbert 6-55, McMath 5-51, Marshall Jr. 4-28, Moore 3-24, Boutte 2-48 (TD), Jenkins 2-30, Kirkin 2-27, Palmer 1-24, Curry 1-10, Carter 1-9, Davis-Price 1-9  
 AUBURN - Stove 5-64 (TD), Schwartz 4-123 (TD), S. Williams 4-71, Pegues 3-29, Capers 1-9, Shivers 1-4

**INTERCEPTIONS**

LSU - NONE  
 AUBURN - Pritchett 1-48, Bryant 1-0

	1	2	3	4	OT	FINAL	FIELD GOAL BREAKDOWN
LSU	0	3	0	8	--	11	York 54 WR, (50)
AUBURN	0	21	21	6	--	48	-

TEAM	QTR.	TIME	SCORING PLAY	DRIVE	SCORE
Auburn	2	12:13	Eli Stove 9 yd pass from Nix (Carlson kick)	1-4 (0:32)	7-0
Auburn	2	5:27	Christian Tutt 20 yd fumble recovery (Carlson kick)	-	14-0
Auburn	2	0:40	Ze'Vian Capers 9 yd pass from Nix (Carlson kick)	8-99 (2:56)	21-0
LSU	2	0:00	Cade York 50 yd FG	5-32 (0:33)	21-3
Auburn	3	11:35	Bo Nix 5 yd run (Carlson kick)	8-75 (3:25)	28-3
Auburn	3	8:55	Tank Bigsby 2 yd run (Carlson kick)	5-21 (2:34)	35-3
Auburn	3	1:33	Tank Bigsby 3 yd run (Carlson kick)	12-69 (5:21)	42-3
Auburn	4	14:37	Anthony Schwartz 91 yd pass from Nix (Carlson kick failed)	1-91 (0:11)	48-3
LSU	4	8:43	Kayshon Boutte 43 yd pass from Johnson (Johnson rush)	4-71 (1:16)	48-11

GAME 7 // #23 AUBURN 30, TENNESSEE 17 // NOVEMBER 21, 2020 // ESPN // JORDAN-HARE STADIUM (17,490) // AUBURN, AL

Coaching in his 100th game at Auburn on Saturday, head coach Gus Malzahn notched another victory as the Tigers beat Tennessee, 30-17, inside Jordan-Hare Stadium.

It was Auburn's first game in 21 days, and there might have been a little rust early as the home team fell behind 10-0 in the first quarter. But the Tigers responded with 27 unanswered points and made plays in all three phases to pull away in the second half for their third straight win.

The biggest play of the night came late in the third quarter from the Auburn defense. With the Tigers leading 13-10 and Tennessee threatening to score, junior safety Smoke Monday intercepted a pass from Jarrett Guarantano in the end zone and returned it 100 yards for a touchdown.

It was the second career pick-six for Monday, and it was the longest interception return for a touchdown by an Auburn player since Zakoby McClain took one back 100 yards last year against Alabama.

After the defense held again on the next drive, it was the offense's turn to put the game away. The Tigers went 80 yards on 12 plays, and D.J. Williams capped the drive with a 9-yard touchdown run to make it 27-10. Williams had 38 yards on the drive and led Auburn's ground attack with 66 yards on 11 carries.

Williams and backfield counterpart Shaun Shivers, who finished with 65 rushing yards, picked up the slack with freshman Tank Bigsby forced to leave the game in the first quarter.

Quarterback Bo Nix also had to shake off some rust Saturday, but after struggling in the first quarter, he connected with Anthony Schwartz on a 54-yard touchdown pass midway through the second quarter to put the Tigers on the board. It was the second straight game the two have hooked up on a touchdown of 50 yards or more, and it was the third receiving score of the season for Schwartz.

For Nix, it was the spark he needed. The sophomore signal caller was 15 of 19 for 189 yards after the first quarter, and in addition to the touchdown, he completed multiple passes to convert on third down and keep drives going. Auburn was 9 of 15 on third down for the game and 6 of 8 in the second half.

While Schwartz led the team with 84 yards receiving, fellow wide receiver Seth Williams finished with 52 yards and had a team-high five receptions, including four on third down that resulted in first downs.

On special teams, Anders Carlson made all three of his field-goal attempts. He tied the game with a 25-yard kick late in the first half and then gave Auburn a 13-10 lead when he connected on a 27-yarder midway through the third quarter. The junior kicker also drilled a 50-yard field goal in the final minutes. It was his longest kick of the season and the fourth kick of 50 yards or more in his career.

With the win, Auburn improves to 5-2 on the season. The Tigers will play the first of three remaining games next week at Alabama. Kickoff is scheduled for 2:30 p.m. CT, and the game will be televised on CBS.



TEAM STATISTICS

	UT	AU
First Downs	28	23
Rushes-Yards	41-222	38-165
Passing Yards	242	220
Comp-Att-Int	22-33-1	17-26-1
Total Plays-Yards	74-464	64-385
Punts-Avg.	2-37.0	2-36.5
Fumbles-Lost	0-0	0-0
Penalties-Yards	4-33	6-60
3rd Down Conv.	9 of 15	9 of 15
Time of Possession	31:29	28:31

INDIVIDUAL STATISTICS

RUSHING

Tennessee - Gray 22-173 (TD), Chandler 9-40, Bailey 3-15, Hilliday 1-6, Guarantano 5-(-6) (TD), Calloway 1-(-6)  
 AUBURN - D. Williams 11-66 (TD), Shiverse 14-65, Bigsby 3-24, 9-10, Stove 1-0

PASSING

Tennessee - Guarantano 15-23-156-1, Bailey 7-10-86-0  
 AUBURN - Nix 17-26-220-1 (TD)

RECEIVING

Tennessee - Chandler 4-37, Gray 3-49, Hyatt 3-37, Warren 3-28, Fant 3-28, Jones Jr. 2-27, Johnson 1-12, Keyton 1-10, Palmer 1-8, Calloway 1-6  
 AUBURN - S. Williams 5-52, Schwartz 3-84 (TD), Stove 3-48, Shenker 2-11, Pegues 1-7, Shivers 1-7, Jackson 1-6, D. Williams 1-5

INTERCEPTIONS

Tennessee - Thompson 1-0  
 AUBURN - Monday 1-100 (TD)

	1	2	3	4	OT	FINAL	FIELD GOAL BREAKDOWN
TENNESSEE	7	3	0	7	--	17	Cimaglia 50 WL (47) 37 WR
#23 AUBURN	0	10	10	10	--	30	Carlson (25) (27) (50)

TEAM	QTR	TIME	SCORING PLAY	DRIVE	SCORE
Tennessee	1	5:56	Jarrett Guarantano 9 yd run (Cimaglia kick)	9-80 (4:42)	0-7
Tennessee	2	13:42	Brent Cimaglia 47 yd FG	8-50 (3:58)	0-10
Auburn	2	12:06	Anthony Schwartz 54 yd pass from Nix (Carlson kick)	4-79 (1:35)	7-10
Auburn	2	5:36	Anders Carlson 25 yd FG	13-70 (5:35)	10-10
Auburn	3	7:25	Anders Carlson 27 yd FG	15-65 (7:35)	13-10
Auburn	3	2:21	Smoke Monday 100 yd INT return	-	20-10
Auburn	4	7:14	D.J. Williams 9 yd run (Carlson kick)	12-80 (5:19)	27-10
Tennessee	4	4:07	Eric Gray 1 yd run (Cimaglia kick)	9-75 (3:07)	27-17
Auburn	4	1:27	Anders Carlson 50 yd FG	7-11 (2:39)	30-17

GAME 8 // #1 ALABAMA 42, #22 AUBURN 13 // NOVEMBER 28, 2020 // CBS // BRYANT-DENNY STADIUM (19,424) // TUSCALOOSA, AL

A 96-yard fourth-quarter touchdown drive provided the highlight Saturday for No. 22 Auburn in a 42-13 loss to top-ranked Alabama in the 2020 Iron Bowl at Bryant-Denny Stadium.

The drive began at Auburn's 4-yard line after Smoke Monday caused a fumble that Jamien Sherwood recovered. Auburn quarterback Bo Nix spent time in both end zones on the drive, escaping a safety and rushing 8 yards for a first down on third-and-3 from the Tigers' 11-yard line.

Three Mark-Antony Richards' runs netted 25 yards to Auburn's 44. Nix connected with tight end John Samuel Shenker for 26 yards to Alabama's 8-yard line.

After two Richards' runs advanced the ball to the 1, Nix scored on third-and-goal to cap a 12-play drive, the Tigers' longest in the series since the 1987 Iron Bowl.

Nix completed 23 of 38 passes for 227 yards. Anthony Schwartz led Auburn's receiving corps with five catches for 60 yards. After Auburn's defense forced a punt on Alabama's first possession of the second half, Nix's 37-yard pass to Shedrick Jackson on third-and-2 was Auburn's longest gain of the game.

Auburn scored first in the second half on Anders Carlson's 45-yard goal, trimming Alabama's lead to 21-6 with 10:36 left in the third quarter.

Alabama answered quickly when Mac Jones hit DeVonta Smith for a 58-yard touchdown pass to make it 28-6.

Nix and Schwartz teamed up for three consecutive completions for 39 yards, but Auburn missed a 56-yard field goal attempt.

After a Najee Harris 39-yard touchdown run, Jones' fifth TD pass, a 24-yarder to John Metchie, gave Alabama a 42-6 lead early in the fourth quarter.

Auburn held Alabama to 2 yards rushing on five carries in the first quarter. Alabama's first drive began at Auburn's 34-yard line, but the Tigers' defense forced a punt after a three-and-out.

Auburn picked up a pair of first downs on its second drive before punting to Alabama's 22-yard line. The home team scored first on a 66-yard touchdown pass to Smith.

Auburn put Alabama behind the chains late in the first quarter on Big Kat Bryant's ninth career sack but Jones' second touchdown pass, a 7-yarder to Metchie, gave Alabama a 14-0 lead early in the second quarter.

The Tigers responded with a 12-play drive, converting a pair of third downs on Nix completions to Schwartz and J.J. Pegues, to set up Carlson's 47-yard field goal to make it 14-3.

Alabama (8-0) scored on a third consecutive drive on Jones' 24-yard touchdown pass to Jahleel Billingsley for a 21-3 half-time lead.

Zakoby McClain led Auburn with nine tackles. Jaren Handy recorded his first career sack. Richards led Auburn with 57 rushing yards on 14 carries.



TEAM STATISTICS

	AU	UA
First Downs	20	20
Rushes-Yards	42-120	27-143
Passing Yards	227	302
Comp-Att-Int	23-38-2	18-26-0
Total Plays-Yards	80-347	53-445
Punts-Avg.	5-39.0	4-37.8
Fumbles-Lost	2-0	1-1
Penalties-Yards	5-38	4-30
3rd Down Conv.	9 of 19	6 of 10
Time of Possession	36:30	23:30

INDIVIDUAL STATISTICS

RUSHING

AUBURN - Richards 14-57, Bigsby 11-39, Shivers 6-17, Stove 1-11, Nix 9-(-1) (TD), Schwartz 1-(-3)  
 Alabama - Harris 11-96 (TD), Robinson Jr. 7-39, Smith 1-9, Jones 4-6, McClellan 2-3, TEAM 1-(-2), Young 1-(-8)

PASSING

AUBURN - Nix 23-38-2-227  
 Alabama - Jones 18-26-0-302 (5 TD)

RECEIVING

AUBURN - Stove 7-29, Schwartz 5-60, S. Williams 3-17, Shenker 2-38, Pegues 2-17, Shivers 2-9, Jackson 1-37, Hudson 1-20  
 Alabama - Smith 7-171 (2 TD), Metchie 6-55 (2 TD), Harris 2-34, Billingsley 2-33 (TD), Forristall 1-9

INTERCEPTIONS

AUBURN - NONE  
 Alabama - Branch 1-30, Moore 1-0

	1	2	3	4	OT	FINAL	FIELD GOAL BREAKDOWN
AUBURN	0	3	3	7	--	13	Carlson (47) (45), 56 WL
ALABAMA	7	14	14	7	--	42	--

TEAM	QTR	TIME	SCORING PLAY	DRIVE	SCORE
Alabama	1	5:10	DeVonta Smith 66 yd pass from Jones (Reichard kick)	4-78 (1:51)	0-7
Alabama	2	14:04	John Metchie 7 yd pass from Jones (Reichard kick)	7-66 (2:21)	0-14
Auburn	2	8:51	Anders Carlson 47 yd FG	12-51 (5:13)	3-14
Alabama	2	6:24	Billingsley 24 yd pass from Jones (Reichard kick)	5-75 (2:27)	3-21
Auburn	3	10:36	Anders Carlson 45 yd FG	7-47 (3:00)	6-21
Alabama	3	9:08	DeVonta Smith 58 yd pass from Jones (Reichard kick)	3-78 (1:28)	6-28
Alabama	3	4:28	Najee Harris 39 yd run (Reichard kick)	5-61 (2:07)	6-35
Alabama	4	13:27	John Metchie 24 yd pass from Jones (Reichard kick)	12-68 (5:10)	6-42
Auburn	4	4:39	Bo Nix 1 yd run (Carlson kick)	12-96 (5:59)	13-42

## LAST TIME...

## TEAM

## TEAM SCORING

**50 Points Scored by Team**

By Auburn: #16 Auburn 52, Samford 0, Nov. 23, 2019  
By Opponent: #1 Alabama 52, Auburn 21, Nov. 24, 2018

**40 Points Scored by Team**

By Auburn: Auburn 48, LSU 11, Oct. 31, 2020  
By Opponent: #1 Alabama 42, #22 Auburn 13, Nov. 28, 2020

**30 Points Scored by Team**

By Auburn: Auburn 30, Tennessee 17, Nov. 21, 2020  
By Opponent: #1 Alabama 42, #22 Auburn 13, Nov. 28, 2020

## TEAM OFFENSE

**35 First Downs**

By Auburn: 36 vs. ULM, Oct. 1, 2016  
By Opponent: --

**30 First Downs**

By Auburn: 32 vs. Kent State, Sept. 14, 2019  
By Opponent: 30 by #2 LSU, Oct. 26, 2019

## TEAM RUSHING

**500 Yards Rushing**

By Auburn: 543 vs. #17 Arkansas, Oct. 22, 2016  
By Opponent: --

**400 Yards Rushing**

By Auburn: 467 vs. Kent State, Sept. 14, 2019  
By Opponent: 411 by LSU, Sept. 19, 2015

**300 Yards Rushing**

By Auburn: 467 vs. Kent State, Sept. 14, 2019  
By Opponent: 303 by #5 Georgia, Nov. 10, 2018

**300 Yards Rushing In Consecutive Games**

By Auburn: 307 at Ole Miss & 543 vs. #17 Arkansas, Oct. 22 & 29, 2016

**70 Rushing Attempts**

By Auburn: 74 vs. #5 Missouri [SECCG], Dec. 7, 2013  
By Opponent: --

**60 Rushing Attempts**

By Auburn: 62 vs. Kent State, Sept. 14, 2019  
By Opponent: 63 by Mississippi St., Sept. 10, 2011

**50 Rushing Attempts**

By Auburn: 53 vs. Samford, Nov. 23, 2019  
By Opponent: 51 by Ole Miss, Oct. 24, 2020

**7+ Rushing TD**

By Auburn: 7 vs. #17 Arkansas, Oct. 22, 2016  
By Opponent: --

**6+ Rushing TD**

By Auburn: 6 vs. Mississippi State, Sept. 28, 2019  
By Opponent: 6 by #22 Texas A&M, Oct. 27, 2012

**5+ Rushing TD**

By Auburn: 6 vs. Mississippi State, Sept. 28, 2019  
By Opponent: 5 by #13 LSU, Sept. 19, 2015

**4+ Rushing TD**

By Auburn: 4 vs. Ole Miss, Oct. 24, 2020  
By Opponent: 4 by Arkansas, Oct. 24, 2015 [4 OT]

## TEAM PASSING

**450 Yards Passing**

By Auburn: 456 at #2 Alabama, Nov. 29, 2014  
By Opponent: 500 by Northwestern, Jan. 1, 2010 [Outback]

**400 Yards Passing**

By Auburn: 456 at #2 Alabama, Nov. 29, 2014  
By Opponent: 465 by Ole Miss, Oct. 29, 2016

**350 Yards Passing**

By Auburn: 361 vs. Mississippi State, Sept. 28, 2019  
By Opponent: 377 by #1 Alabama, Nov. 24, 2018

**300 Yards Passing**

By Auburn: 300 vs. LSU, Oct. 31, 2020  
By Opponent: 302 by #1 Alabama, Nov. 28, 2020

**50+ Passing Attempts**

By Auburn: 50 vs. Georgia, Nov. 16, 2019  
By Opponent: 51 vs. Ole Miss, Oct. 7, 2017

**30+ Pass Completions**

By Auburn: 30 vs. Georgia, Nov. 16, 2019  
By Opponent: 32 by #2 LSU, Oct. 26, 2019

**5+ Passing TD**

By Auburn: 5 vs. Purdue, Dec. 28, 2018 [Music City]  
By Opponent: 5 by #1 Alabama, Nov. 28, 2020

**4+ Passing TD**

By Auburn: 4 at Arkansas, Oct. 19, 2019  
By Opponent: 5 by #1 Alabama, Nov. 28, 2020

**3+ Passing TD**

By Auburn: 3 vs. LSU, Oct. 31, 2020  
By Opponent: 5 by #1 Alabama, Nov. 28, 2020

## TOTAL OFFENSE

**700+ Yards**

By Auburn: 706 vs. Arkansas St., Sept. 10, 2016  
By Opponent: --

**600+ Yards**

By Auburn: 633 vs. Kent State, Sept. 14, 2019  
By Opponent: 602 by Texas A&M, Oct. 19, 2013

**500+ Yards**

By Auburn: 506 vs. LSU, Oct. 31, 2020  
By Opponent: 515 by #5 Alabama, Nov. 30, 2019

**Ran 90+ Plays**

By Auburn: 90 vs. Ole Miss, Nov. 2, 2019  
By Opponent: 90 by Ole Miss, Oct. 29, 2016

**Ran 80+ Plays**

By Auburn: 80 at #1 Alabama, Nov. 28, 2020  
By Opponent: 88 by #2 LSU, Oct. 26, 2019

## TOTAL DEFENSE

**Shutout**

By Auburn: 52-0 vs. Samford, Nov. 23, 2019  
By Opponent: 49-0 at #2 Alabama, Nov. 24, 2012

**Did not allow an offensive touchdown**

By Auburn: 52-0 vs. Samford, Nov. 23, 2019  
By Opponent: 27-6 at #4 Georgia, Oct. 3, 2020

**Held Opponent to 300 Yards Total Offense**

By Auburn: 297 at South Carolina, Oct. 17, 2020  
By Opponent: 216 at #4 Georgia, Oct. 3, 2020

**Held Opponent to 200 Yards Total Offense**

By Auburn: 114 vs. Samford, Nov. 23, 2019  
By Opponent: 150 by #3 Clemson, Sept. 9, 2017

**Held Opponent to 100 Yards Rushing**

By Auburn: 32 vs. LSU, Oct. 31, 2020  
By Opponent: 39 at #4 Georgia, Oct. 3, 2020

**Held Opponent to 50 Yards Rushing**

By Auburn: 32 vs. LSU, Oct. 31, 2020  
By Opponent: 39 at #4 Georgia, Oct. 3, 2020

**Held Opponent to 100 Yards Passing**

By Auburn: 63 vs. Samford, Nov. 23, 2019  
By Opponent: 79 by Clemson, Sept. 9, 2017

**Held Opponent to 10 or Fewer First Downs**

By Auburn: 7 vs. Liberty, Nov. 17, 2018  
By Opponent: 7 by #1 Alabama, Nov. 26, 2016

**Recorded 10+ Sacks**

By Auburn: 11 vs. #8 Alabama, Nov. 19, 2005  
By Opponent: 11 by Clemson, Sept. 9, 2017

**3+ Interceptions**

By Auburn: 3 vs. Alabama St., Sept. 8, 2018  
By Opponent: 3 by South Carolina, Oct. 17, 2020

**Scored a Safety**

By Auburn: vs. Liberty (Jordyn Peters), Nov. 17, 2018  
By Opponent: by Alabama St. (Ricky Haley), Sept. 8, 2018



## LAST TIME...

## MISC.

**Did Not Commit a Turnover**

By Auburn: at Ole Miss, Oct. 24, 2020  
By Opponent: by Arkansas, Oct. 10, 2020

**Scored on Offense, Defense & Special Teams**

By Auburn: vs. Liberty, Nov. 17, 2018 (5 offense [2 pass, 3 rush], 1 defense [interception return], 2 special teams [INT return, blocked punt for safety])

**Scored a 2-Point Conversion**

By Auburn: at Ole Miss [Seth Williams pass from Bo Nix], Oct. 24, 2020  
By Opponent: by LSU [Max Johnson rush], Oct. 31, 2020

## INDIVIDUAL - OFFENSE

## RUSHING

**200 Yards Rushing**

By Auburn: 204 by Kerryon Johnson vs. Ole Miss, Oct. 7, 2017  
By Opponent: 271 by Derrick Henry of #2 Alabama, Nov. 28, 2015

**150 Yards Rushing**

By Auburn: 170 by Ja'Tarvious Whitlow at Ole Miss, Oct. 20, 2018  
By Opponent: 173 by Eric Gray of Tennessee, Nov. 21, 2020

**100 Yards Rushing**

By Auburn: 129 by Tank Bigsby at Ole Miss, Oct. 24, 2020  
By Opponent: 173 by Eric Gray of Tennessee, Nov. 21, 2020

**100 Yards Rushing in the First Half**

By Auburn: 106 (11 att.) by Tank Bigsby vs. Arkansas, Oct. 10, 2020

**100 Yards Rushing in the First Quarter**

By Auburn: 141 (6 att.) by Tre Mason vs. Alabama A&M, Nov. 17, 2012

**100 Yards Rushing In Consecutive Games**

By Auburn: by Tank Bigsby vs. Arkansas (146), at South Carolina (111), at Ole Miss (129), 2020

**100 Yards Rushing In Three Consecutive Games**

By Auburn: by Tank Bigsby vs. Arkansas (146), at South Carolina (111), at Ole Miss (129), 2020

**3 Players with 100 Yards Rushing**

By Auburn: 135 by Ja'Tarvious Whitlow, 102 by Joey Gatewood and 102 by Shaun Shivers vs. Kent State, Sept. 14, 2019

**2 Players with 100 Yards Rushing**

By Auburn: 135 by Ja'Tarvious Whitlow, 102 by Joey Gatewood and 102 by Shaun Shivers vs. Kent State, Sept. 14, 2019  
By Opponent: 195 by Nick Fitzgerald & 126 by Kylin Hill of Mississippi St., Oct. 6, 2018

**4+ TD**

By Auburn: 5 by Kerryon Johnson at Missouri, Sept. 23, 2017  
By Opponent: --

**3+ TD**

By Auburn: 3 by Ja'Tarvious Whitlow vs. Mississippi State, Sept. 28, 2019  
By Opponent: 3 by Leonard Fournette of LSU, Sept. 19, 2015

**2+ TD**

By Auburn: 2 by Tank Bigsby vs. LSU, Oct. 31, 2020  
By Opponent: 2 by Matt Corral of Ole Miss, Oct. 24, 2020

**Had an 80-Yard Run**

By Auburn: 82 by John Franklin III vs. ULM, Oct. 1, 2016  
By Opponent: 88 by Lamical Perine of #10 Florida, Oct. 5, 2019

**Had a 70-Yard Run**

By Auburn: 70 by D.J. Williams at #2 LSU, Oct. 26, 2019  
By Opponent: 88 by Lamical Perine of #10 Florida, Oct. 5, 2019

**Had a 60-Yard Run**

By Auburn: 70 by D.J. Williams at #2 LSU, Oct. 26, 2019  
By Opponent: 88 by Lamical Perine of #10 Florida, Oct. 5, 2019

## RECEIVING

**200 Yards Receiving**

By Auburn: 206 by Sammie Coates at #2 Alabama, Nov. 29, 2014  
By Opponent: 204 by Tyler Johnson of #16 Minnesota [Outback], Jan. 1, 2020

**150 Yards Receiving**

By Auburn: 150 by Seth Williams at Ole Miss, Oct. 24, 2020  
By Opponent: 171 by DeVonta Smith of #1 Alabama, Nov. 28, 2020

**100 Yards Receiving**

By Auburn: 123 by Anthony Schwartz vs. LSU, Oct. 31, 2020  
By Opponent: 171 by DeVonta Smith of #1 Alabama, Nov. 28, 2020

**100 Yards Receiving In Consecutive Games**

By Auburn: by Sammie Coates at #7 Texas A&M (104) & vs. Florida Atlantic (113) & at Arkansas (102), 2013

**100 Yards Receiving In Three Consecutive Games**

By Auburn: by Sammie Coates at #7 Texas A&M (104) & vs. Florida Atlantic (113) & at Arkansas (102), 2013

**2 Players with 100 Yards Receiving**

By Auburn: 206 by Sammie Coates & 121 by D'haquille Williams at #2 Alabama, Nov. 29, 2014  
By Opponent: 161 by Callen Hightower & 118 by Trent Cowan of Idaho, Nov. 21, 2015

**4+ TD**

By Auburn: 4 by Alexander Wright vs. Pacific, Sept. 9, 1989  
By Opponent: 4 by Mike Evans of #7 Texas A&M, Oct. 19, 2013

**3+ TD**

By Auburn: 3 by Darius Slayton vs. Purdue, Dec. 28, 2018 [Music City]  
By Opponent: 3 by Jaylen Waddle of #5 Alabama, Nov. 30, 2019

**2+ TD**

By Auburn: 2 by Seth Williams vs. #23 Kentucky, Sept. 26, 2020  
By Opponent: 2 by DeVonte Smith and John Metchie of #1 Alabama, Nov. 28, 2020

**Caught a TD in Consecutive Games**

By Auburn: by Anthony Schwartz vs. LSU (1) and Tennessee (1), 2020

**Caught a TD in 3 Consecutive Games**

By Auburn: by Seth Williams at #17 Texas A&M (1), vs. Mississippi State (2), at #10 Florida (1) and at Arkansas (2), 2019

**Caught a TD in 4 Consecutive Games**

By Auburn: by Seth Williams at #17 Texas A&M (1), vs. Mississippi State (2), at #10 Florida (1) and at Arkansas (2), 2019

**Caught a TD in 5 Consecutive Games**

By Auburn: by Seth Williams at #17 Texas A&M (1), vs. Mississippi State (2), at #10 Florida (1), at Arkansas (2) and at #2 LSU (1), 2019

**Caught 15 Passes in a Game**

By Auburn: 17 by Willie Goshua at Arkansas, Oct. 28, 1995  
By Opponent: --

**Caught 10 Passes in a Game**

By Auburn: 10 by Anthony Schwartz vs. Arkansas, Oct. 10, 2020  
By Opponent: 11 by Rondale Moore of Purdue, Dec. 28, 2018 [Music City]

**Caught 7+ Passes in a Game**

By Auburn: 7 by Eli Stove at #1 Alabama, Nov. 28, 2020  
By Opponent: 7 by DeVonta Smith of #1 Alabama, Nov. 28, 2020

## PASSING

**400 Yards Passing**

By Auburn: 456 by Nick Marshall at #2 Alabama, Nov. 29, 2014  
By Opponent: 465 by Chad Kelly of Ole Miss, Oct. 29, 2016

**300 Yards Passing**

By Auburn: 300 by Bo Nix vs. LSU, Oct. 31, 2020  
By Opponent: 302 by Mac Jones of #1 Alabama, Nov. 28, 2020

**50+ Pass Attempts**

By Auburn: 50 by Bo Nix vs. Georgia, Nov. 16, 2019  
By Opponent: 51 by Shea Patterson of Ole Miss, Oct. 7, 2017

**40+ Pass Attempts**

By Auburn: 47 by Bo Nix at South Carolina, Oct. 17, 2020  
By Opponent: 42 by Joe Burrow of #2 LSU, Oct. 26, 2019

**30+ Pass Completions**

By Auburn: 30 by Bo Nix vs. Georgia, Nov. 16, 2019  
By Opponent: 32 by Joe Burrow of #2 LSU, Oct. 26, 2019

**5+ TD**

By Auburn: 5 by Jarrett Stidham vs. Purdue, Dec. 28, 2018 [Music City]  
By Opponent: 5 by Mac Jones of #1 Alabama, Nov. 28, 2020

**4+ TD**

By Auburn: 5 by Jarrett Stidham vs. Purdue, Dec. 28, 2018 [Music City]  
By Opponent: 5 by Mac Jones of #1 Alabama, Nov. 28, 2020

**3+ TD**

By Auburn: 3 by Bo Nix vs. LSU, Oct. 31, 2020  
By Opponent: 5 by Mac Jones of #1 Alabama, Nov. 28, 2020



## LAST TIME...

**Threw 3+ TD in Consecutive Games**

By Auburn: by Loran Carter vs. #9 Miami (3), at #20 Florida (3), vs. #5 Tennessee (3), 1968

**Completed an 80-Yard Pass**

By Auburn: 91 by Bo Nix to Anthony Schwartz vs. LSU, Oct. 31, 2020  
By Opponent: 99 by AJ McCarron to Amari Cooper of #1 Alabama, Nov. 30, 2013

**Completed a 70-Yard Pass**

By Auburn: 91 by Bo Nix to Anthony Schwartz vs. LSU, Oct. 31, 2020  
By Opponent: 73 by Tanner Morgan to Tyler Johnson of #16 Minnesota [Outback], Jan. 1, 2020

**Completed a 60-Yard Pass**

By Auburn: 91 by Bo Nix to Anthony Schwartz vs. LSU, Oct. 31, 2020  
By Opponent: 66 by Mac Jones to DeVonta Smith of #1 Alabama, Nov. 28, 2020

## INDIVIDUAL - DEFENSE

## TACKLES

**Had 15+ Tackles in a Game**

By Auburn: 15 by Jeremiah Dinson at #2 LSU, Oct. 26, 2019  
By Opponent: 15 by Troy Dye of #11 Oregon, Aug. 31, 2019

**Had 10+ Tackles in a Game**

By Auburn: 12 by Owen Pappoe vs. Tennessee, Nov. 21, 2020  
By Opponent: 10 by Josh Jobe of #1 Alabama, Nov. 28, 2020

**Had 3.0+ TFL in a Game**

By Auburn: 3.5 by Derrick Brown vs. #5 Alabama, Nov. 30, 2019  
By Opponent: 3.0 by Kivon Bennett of Tennessee, Nov. 21, 2020

**Had 3.0+ Sacks in a Game**

By Auburn: 3.0 by Nick Coe at Ole Miss, Oct. 20, 2018  
By Opponent: 3.0 by Montez Sweat of Mississippi St., Oct. 6, 2018

## INTERCEPTIONS

**Intercepted 3+ Passes in a Game**

By Auburn: 4 by Junior Rosegreen at #10 Tennessee, Oct. 2, 2004  
By Opponent:

**Intercepted 2+ Passes in a Game**

By Auburn: 2 by Daniel Thomas vs. Alabama St., Sept. 8, 2018  
By Opponent: 2 by Jaycee Horn of South Carolina, Oct. 17, 2020

**Intercepted a Pass in Consecutive Games**

By Auburn: by Jeremiah Dinson vs. Southern Miss (Sept. 29) & at Mississippi St. (Oct. 6), 2018

**Returned an INT for a TD**

By Auburn: by Smoke Monday [100 yards] vs. Tennessee, Nov. 21, 2020  
By Opponent: by Chequan Burkett of #10 UCF [45 yards], Jan. 1, 2018 [Peach]

## FUMBLE RECOVERIES / FORCED FUMBLES

**Recovered 2+ Fumbles in a Game**

By Auburn: 2 by Derrick Brown at #10 Florida, Oct. 5, 2019  
By Opponent: 2 by Leo Lewis of Mississippi State, Sept. 28, 2019

**Forced 2+ Fumbles in a Game**

By Auburn: 2 by Jeff Holland at at Arkansas, Oct. 21, 2017  
By Opponent: 2 by Tim Washington of Mississippi State, Sept. 28, 2019

**Forced & Recovered a Fumble in a Game**

By Auburn: by Marlon Davidson and Michael Harris at Arkansas, Oct. 19, 2019  
By Opponent: by Christian Harris of #5 Alabama, Nov. 30, 2019

**Returned a Fumble for a TD**

By Auburn: by Christian Tutt vs. LSU [20 yards], Oct. 31, 2020  
By Opponent: by Alontae Taylor of Tennessee [8 yards], Oct. 13, 2018

## SPECIAL TEAMS

## KICKING

**Kicked 6+ Field Goals in a Game**

By Auburn: 6 by Daniel Carlson vs. #17 LSU, Sept. 24, 2016  
By Opponent:

**Kicked 5+ Field Goals in a Game**

By Auburn: 6 by Daniel Carlson vs. #17 LSU, Sept. 24, 2016  
By Opponent: 5 by Daniel LaCamera of #17 Texas A&M, Sept. 17, 2016

**Kicked 4+ Field Goals in a Game**

By Auburn: 4 by Anders Carlson vs. #5 Alabama, Nov. 30, 2019  
By Opponent: 5 by Daniel LaCamera of #17 Texas A&M, Sept. 17, 2016

**Kicked a 50-Yard Field Goal**

By Auburn: 50 by Anders Carlson vs. Tennessee, Nov. 21, 2020  
By Opponent: 50 by Cade York of LSU, Oct. 31, 2020

**Kicked 2+ 50-Yard Field Goals in a Game**

By Auburn: Daniel Carlson (52, 54) at Missouri, Sept. 23, 2017

**Kicked a 50-Yard Field Goal in Consecutive Games**

By Auburn: Daniel Carlson vs. Wisconsin (51) [Outback] and vs. Louisville (56), 2015

## PUNTING

**Had a 70-Yard Punt**

By Auburn: 70 by Aiden Marshall at Texas A&M, Nov. 4, 2017  
By Opponent: 75 by Max Duffy of #23 Kentucky, Sept. 26, 2020

**Had a 60-Yard Punt**

By Auburn: 60 by Aaron Siposs vs. Arkansas, Sept. 22, 2018  
By Opponent: 63 by Jake Camarda of #4 Georgia, Oct. 3, 2020

**Had 4+ Punts Inside the 20 in a Game**

By Auburn: 4 by Kevin Phillips at Georgia, Nov. 12, 2016  
By Opponent: 4 by Jake Camarda of Georgia, Nov. 16, 2019  
4 by Anthony Craven of Alabama St., Sept. 8, 2018

## BLOCKS

**Blocked a Field Goal**

By Auburn: by Marlon Davidson at Ole Miss, Oct. 20, 2018  
By Opponent: by Joshua Carter of Samford, Nov. 23, 2019

**Blocked 2 Field Goals**

By Auburn: 2 by Alton Moore at #19 Georgia, Nov. 10, 2001

**Blocked a Field Goal in Consecutive Games**

By Auburn: by Marlon Davidson at Mississippi St. & vs. Tennessee, Oct. 6 & 13, 2018

**Blocked a Field Goal in 3 Consecutive Games**

By Auburn: by Marlon Davidson at Mississippi St., vs. Tennessee, at Ole Miss, Oct. 6, 13 & 20, 2018

**Blocked a Punt**

By Auburn: 1 by Jordyn Peters vs. Arkansas, Oct. 10, 2020  
By Opponent: 1 by P. Hanraham of Mississippi St., Sept. 12, 2009

**Blocked 2+ Punts**

By Auburn: 2 by Justin Fetsko vs. ULM, Nov. 1, 2003

**Blocked a PAT**

By Auburn: 1 by Montravius Adams at Ole Miss, Oct. 29, 2016  
By Opponent: 1 by Daniel McCullers of Tennessee, Nov. 9, 2013

**Blocked 2+ PAT**

By Auburn: 2 by Charles Dorsey vs. LSU, Sept. 19, 1998

## RETURNS

**Returned a Kickoff for a TD**

By Auburn: by Noah Igbinoghene vs. #16 Minnesota [Outback] [96 yards], Jan. 1, 2020  
By Opponent: by Jaylen Waddle of #5 Alabama [98 yards], Nov. 30, 2019

**Returned a Punt for a TD**

By Auburn: by Barton Lester vs. Arkansas [blkd punt], Oct. 10, 2020  
By Opponent: by DJ Chark of LSU [75 yards], Oct. 13, 2017

## AUBURN CAREER BESTS

## OFFENSE

## 4 • TANK BIGSBY

Rush Att	24	at Ole Miss	10/24/20
Rush Yards	146	Arkansas	10/10/20
Rush Long	30	at South Carolina	10/17/20
Rush TD	2	2x (last: LSU)	10/31/20
Receptions	7	at Georgia	10/3/20
Receiving Yds	68	at Georgia	10/3/20
Rec. Long	19	at Georgia	10/3/20
KO Returns	4	2x (last: Arkansas)	10/10/20
KOR Yards	106	Arkansas	10/10/20
KOR Long	35	Arkansas	10/10/20
AP Yards	268	Arkansas	10/10/20
100-yd Gm	3		
Rush TD	5		

## 80 • ZE'VIAN CAPERS

Receptions	3	at South Carolina	10/17/20
Rec. Yards	40	at South Carolina	10/17/20
Rec. Long	19	at South Carolina	10/17/20
Rec. TD	1	LSU	10/31/20
Career Rec. TD	1		

## 86 • LUKE DEAL

Receptions	1	at South Carolina	10/17/20
Rec. Yards	4	at South Carolina	10/17/20
Rec. Long	4	at South Carolina	10/17/20

## 5 • KOBE HUDSON

Receptions	1	3x (last: at Alabama)	11/28/20
Rec. Yards	20	at Alabama	11/28/20
Rec. Long	20	at Alabama	11/28/20

## 11 • SHEDRICK JACKSON

Receptions	1	7x (last: at Alabama)	11/28/20
Rec. Yards	37	at Alabama	11/28/20
Rec. Long	37	at Alabama	11/28/20

## 14 • GRANT LOY

Completions	0		
Pass Attempts	2	LSU	10/31/20
Pass Yards	0		
Pass Long	0		
Rush Attempts	2	LSU	10/31/20
Rush Yards	2	LSU	10/31/20
Rush Long	4	LSU	10/31/20

## 84 • JACKSON McFADDEN

Receptions	1	Samford	11/23/19
Rec. Yards	4	Samford	11/23/19
Rec. Long	4	Samford	11/23/19

## 35 • JAMES OWENS MOSS

Rush Attempts	1	Liberty	11/17/18
Rush Yards	5	Liberty	11/17/18
Rush Long	5	Liberty	11/17/18

## 10 • BO NIX

Completions	30	2x (last vs. Georgia)	11/16/19
Pass Attempts	50	vs. Georgia	11/16/19
Pass Long	91	LSU	10/31/20
Pass Yards	340	Ole Miss	11/2/19
Pass Yards (qtr)	143	Tulane (2nd)	9/7/19
Pass TD	3	2x (last vs. Kentucky)	9/26/20
Interceptions	3	2x (last at S Caro)	10/17/20
Rush Attempts	15	at South Carolina	10/17/20
Rush Yards	81	LSU	10/31/20
Rush Long	30	Mississippi State	9/28/19
Rush TD	1	11x (last: at Alabama)	11/28/20
Punts	2	Kentucky	9/26/20
Punt Avg	42.0	Alabama	11/30/19
Long Punt	42	Alabama	11/30/19
Inside 20	2	Kentucky	9/26/20
Rush TD	11		
Pass TD	26		
150-Yd Pass	18		
200-Yd Pass	9		
300-Yd Pass	3		
Career TDs	37		

## 89 • J.J. PEGUES

Rush Attempts	2	2x (last: Arkansas)	10/10/20
Rush Yards	12	Arkansas	10/10/20
Rush Long	11	Arkansas	10/10/20
Receptions	3	LSU	10/31/20
Rec. Yards	29	LSU	10/31/20
Rec. Long	16	LSU	10/31/20

## 28 • MARK-ANTONY RICHARDS

Rush Attempts	14	at Alabama	11/28/20
Rush Yards	57	at Alabama	11/28/20
Rush Long	14	at Alabama	11/28/20
Punt Ret	1	LSU	10/31/20
Punt Ret Yds	18	LSU	10/31/20
Punt Ret Long	18	LSU	10/31/20

## 24 • CORD SANDBERG

Completions	5	Samford	11/23/19
Pass Attempts	7	Samford	11/23/19
Pass Yards	84	Samford	11/23/19
Pass Long	37	Samford	11/23/19
Pass TD	2	Samford	11/23/19
Rush Attempts	6	Samford	11/23/19
Rush Yards	35	Alabama St.	9/8/18
Rush Long	15	2x (last: Samford)	11/23/19
Career Pass TD	2		

## 1 • ANTHONY SCHWARTZ

Receptions	10	Arkansas	10/10/20
Rec. Yards	123	LSU	10/31/20
Rec. Long	91	LSU	10/31/20
Rec. TD	1	6x (last: Tennessee)	11/21/20
Rush Attempts	4	2x (last: Purdue)	12/28/18
Rush Yards	57	at Texas A&M	9/21/19
Rush Long	57	at Texas A&M	9/21/19
Rush TD	1	7x (last: Mississippi St.)	9/28/19
Career Rush TD	7		
Career Rec. TD	6		
Career TDs	13		
100-yd Gm	2		

## 47 • JOHN SAMUEL SHENKER

Receptions	2	2x (last: at Alabama)	11/28/20
Rec. Yards	38	at Alabama	11/28/20
Rec. Long	26	2x (last: at Alabama)	11/28/20
Rec. TD	1	2x (last at Texas A&M)	9/21/19
KO Returns	2	vs. Minnesota	1/1/20
KOR Yards	10	Kent State	9/14/19
KOR Long	10	Kent State	9/14/19
Career Rec. TD	2		

## 8 • SHAUN SHIVERS

Rush Attempts	14	Tennessee	11/21/20
Rush Yards	117	Alabama St.	9/8/18
Rush Long	30	at Georgia	11/10/18
Rush TD	1	7x (last: at Ole Miss)	10/24/20
Receptions	2	at Alabama	11/28/20
Rec. Yards	9	at Alabama	11/28/20
Rec. Long	7	Tennessee	11/21/20
KO Returns	5	at Alabama	11/28/20
KOR Yards	68	at Alabama	11/28/20
KOR Long	34	Kentucky	9/26/20
Career Rush TD	7		
100-yd Gm	1		

## 12 • ELI STOVE

Rush Attempts	4	Georgia	11/11/17
Rush Yards	94	Arkansas	10/22/16
Rush Long	78	Arkansas	10/22/16
Rush TD	1	4x (last: Tulane)	9/7/19
Receptions	7	3x (last: at Alabama)	11/28/20
Rec. Yards	88	Kent State	9/14/19
Rec. Long	57	Mississippi St.	9/30/17
Rec. TD	1	8x (last: LSU)	10/31/20
Punt Ret	1	2x (last: LSU)	10/31/20
Punt Ret Yds	11	LSU	10/31/20
Punt Ret Long	11	LSU	10/31/20
AP Yards	106	Arkansas	10/22/16
Career Rush TD	5		
Career Rec. TD	5		
Career TDs	10		

## 3 • D.J. WILLIAMS

Rush Attempts	24	Ole Miss	11/2/19
Rush Yards	130	at LSU	10/26/19
Rush Long	70	at LSU	10/26/19
Rush TD	1	4x (last: Tenn)	11/21/20
Receptions	2	at South Carolina	10/17/20
Rec. Yards	26	at South Carolina	10/17/20
Rec. Long	22	at South Carolina	10/17/20
100-yd Gm	1		
Career Rush TD	4		

## 18 • SETH WILLIAMS

Receptions	13	vs. Georgia	11/16/19
Rec. Yards	161	Mississippi State	9/28/19
Rec. Long	62	at Ole Miss	10/20/18
Rec. TD	2	4x (last: Kentucky)	9/26/20
Career Rec. TD	16		
100-yd Gm	5		

## SPECIALISTS

## 26 • ANDERS CARLSON

FG Attempts	5	2x (last: Ole Miss)	11/2/19
FGs Made	4	Alabama	11/30/19
Career Long	53	2x (last: Liberty)	11/17/18
Career 50+ FG	4		
FG Blocked	1	2x (last: Samford)	11/23/19
Touchbacks	8	Mississippi State	9/28/19
Tackles	1	LSU	10/31/20
Career Tackles	1		

## 91 • OSCAR CHAPMAN

Punts	4	at Ole Miss	10/24/20
Punt Long	49	at Ole Miss	10/24/20
Punt Avg	43.0	Kentucky	9/26/20
Inside 20	2	at Ole Miss	10/24/20

## 41 • AIDAN MARSHALL

Punts	6	2x (last: Georgia [SECCG])	12/2/17
Punt Avg	47.4	at Texas A&M	11/4/17
Long Punt	70	at Texas A&M	11/4/17
Inside 20	3	2x (last: Arkansas)	10/10/20

## 60 • BILL TAYLOR

Tackles	1	3x (last at Alabama)	11/28/20
Career Tackles	3		

## DEFENSE

## 10 • DEVAN BARRETT

Tackles	1	3x (last: Liberty)	11/17/18
Career Tackles	3		
Rush Attempts	5	Georgia Southern	9/2/17
Rush Yards	26	Georgia Southern	9/2/17
Rush Long	14	ULM	11/18/17
Receptions	3	Mercer	9/16/17
Rec. Yards	17	Mercer	9/16/17
Rec. Long	9	Mercer	9/16/17
Rec. TD	1	at Arkansas	10/21/17
Career Rec. TD	1		

## 73 • GABE BRINSON

Tackles	1	Kent State	9/14/19
Career Tackles	1		

## 33 • K.J. BRITT

Tackles	12	at Georgia	10/3/20
Sacks	1.0	2x (last: at LSU)	10/26/19
TFL	2.0	Mississippi State	9/28/19
FF	1	at Florida	10/5/19
PBU	1	2x (last: Ole Miss)	11/2/19
Kick Ret	2	vs. Minnesota	1/1/20
Kick Ret Yds	0	vs. Minnesota	1/1/20
Kick Ret Long	0	vs. Minnesota	1/1/20
Career Tackles	119		
Career Sacks	2.5		
Career TFL	13.0		
Career FF	1		
Career PBU	2		
Leading Tackler	3	Last: Kentucky	9/26/20

## 48 • O.C. BROTHERS

Tackles	1	3x (last: LSU)	10/31/20
TFL	1.0	Kent State	9/14/19
Career Tackles	3		
Career TFL	1.0		

## AUBURN CAREER BESTS

**1 • BIG KAT BRYANT**

Tackles	.....4	Tennessee	11/21/20
TFL	.....1.0	8x (last: at Alabama)	11/28/20
Sacks	.....1.0	8x (last: at Alabama)	11/28/20
FF	.....1	2x (last: Liberty)	11/17/18
FR	.....1	vs. Oregon	8/31/19
PBU	.....1	5x (last: Alabama)	11/30/19
INT	.....1	2x (last: LSU)	10/31/20
Career Tackles	52		
Career TFL	10.5		
Career Sacks	9.0		
Career FF	2		
Career FR	1		
Career PBU	5		
Career INT	2		

**92 • MARQUIS BURKS**

Tackles	.....1	3x (last: LSU)	10/31/20
TFL	.....1.0	LSU	10/31/20
Sacks	.....1.0	LSU	10/31/20
Career Tackles	3		
Career TFL	1.0		
Career Sacks	1.0		

**49 • DRE BUTLER**

Tackles	.....5	Tennessee	11/21/20
TFL	.....1.0	at Ole Miss	10/24/20
Career Tackles	10		
Career TFL	1.0		

**27 • TANNER DEAN**

Tackles	.....1	5x (last: Samford)	11/23/19
TFL	.....1	Samford	11/23/19
Career Tackles	5		
Career TFL	1.0		

**17 • MARCO DOMIO**

Tackles	.....2	LSU	10/31/20
Career Tackles	3		

**28 • DEVIN GUICE**

Tackles	.....2	Liberty	11/17/18
TFL	.....1.0	vs. Purdue	12/28/18
Career Tackles	4		
Career TFL	1.0		

**29 • DERICK HALL**

Tackles	.....3	2x (last: vs. Minnesota)	1/1/20
TFL	.....1.0	Samford	11/23/19
Career Tackles	23		
Career TFL	1.5		

**55 • JAREN HANDY**

Tackles	.....2	3x (last: at Alabama)	11/28/20
TFL	.....1.0	2x (last: at Alabama)	11/28/20
Sacks	.....1.0	at Alabama	11/28/20
Career Tackles	9		
Career TFL	2.0		
Career Sacks	1.0		

**45 • CALEB JOHNSON**

Tackles	.....4	Tennessee	11/21/20
TFL	.....1.0	3x (last: Tenn)	11/21/20
Sacks	.....1.0	Samford	11/23/19
Career Tackles	13		
Career TFL	3.0		
Career Sacks	1.0		

**9 • ZAKOBY McCLAIN**

Tackles	.....13	2x (last at S Caro)	10/17/20
TFL	.....1.5	at Florida	10/5/19
Sacks	.....1.0	2x (last at S Caro)	10/17/20
PBU	.....1	Liberty	11/17/18
FF	.....1	3x (last: Samford)	11/23/19
INT	.....1	Alabama	11/30/19
Career Tackles	136		
Career TFL	8.5		
Career Sacks	2.5		
Career PBU	1		
Career FF	3		
Career INT	1		
Leading Tackler	6	last: at Alabama	11/28/20

**23 • ROGER McCREARY**

Tackles	.....10	at LSU	10/26/19
TFL	.....2.0	at Ole Miss	10/24/20
PBU	.....2	5x (last: at Georgia)	10/3/20
INT	.....1	3x (last: at Ole Miss)	10/24/20
FF	.....1	Kentucky	9/26/20
FR	.....1	Samford	11/23/19
Career Tackles	78		
Career TFL	8.0		
Career PBU	13		
Career INT	3		
Career FF	1		
Career FR	1		
Leading Tackler	1	last: at Arkansas	10/19/19

**21 • SMOKE MONDAY**

Tackles	.....12	at Ole Miss	10/24/20
Sacks	.....1.0	4x (last: at Ole Miss)	10/24/20
TFL	.....1.0	6x (last: at Ole Miss)	10/24/20
INT	.....1	3x (last: Tenn)	11/21/20
PBU	.....1	3x (last: Tenn)	11/21/20
FF	.....1	at Alabama	11/28/20
Punt Blks	.....1	at Alabama	11/24/18
Career Tackles	84		
Career Sacks	4.0		
Career TFL	6.0		
Career INT	3		
Career PBU	3		
Career FF	1		

**99 • T.D. MOULTRY**

Tackles	.....3	3x (last: Texas A&M)	11/3/18
Sacks	.....1.0	4x (last: LSU)	10/31/20
TFL	.....1.0	6x (last: LSU)	10/31/20
FF	.....1	Liberty	11/17/18
Career Tackles	37		
Career TFL	7.0		
Career Sacks	5.0		
Career FF	1		

**44 • DAQUAN NEWKIRK**

Tackles	.....6	2x (last: Tenn)	11/21/20
Sacks	.....1.0	Kentucky	9/26/20
TFL	.....2.0	Kentucky	9/26/20
Career Tackles	36		
Career TFL	4.0		
Career Sacks	1.5		

**0 • OWEN PAPPOE**

Tackles	.....14	at Ole Miss	10/24/20
Sacks	.....1.0	4x (last: Arkansas)	10/10/20
TFL	.....1.5	at LSU	10/26/19
PBU	.....1	4x (last: LSU)	10/31/20
INT	.....1	at South Carolina	10/17/20
FF	.....1	Mississippi State	9/28/19
FR	.....1	Kentucky	9/26/20
Career Tackles	116		
Career Sacks	4.0		
Career TFL	5.5		
Career PBU	4		
Career INT	1		
Career FF	1		
Career FR	1		
Leading Tackler	3	last: Tenn	11/21/20

**15 • JORDYN PETERS**

Tackles	.....13	at Georgia	10/3/20
Sacks	.....1.0	2x (last: Alabama St.)	9/8/18
TFL	.....2.5	Southern Miss	9/29/18
INT	.....1	at Ole Miss	10/24/20
FF	.....1	at Missouri	9/23/17
FR	.....1	2x (last: Miss. State)	9/28/19
PBU	.....1	6x (last: at Ole Miss)	10/24/20
Punt Blks	.....1	4x (last: Arkansas)	10/10/20
Punt Ret.	.....1		
Punt Ret. Yds.	12		
Career Tackles	87		
Career Sacks	2.0		
Career TFL	7.0		
Career INT	1		
Career FF	1		
Career FR	2		
Career PBU	6		
Leading Tackler	1	Last: vs. UCF [Peach]	1/1/18

**14 • NEHEMIAH PRITCHETT**

Tackles	.....4	2x (last at S Caro)	10/17/20
INT	.....1	LSU	10/31/20
PBU	.....3	Arkansas	10/10/20
Career Tackles	22		
Career INT	1		
Career PBU	7		
Leading Tackler	1	Samford	11/23/19

**31 • ZION PUCKETT**

Tackles	.....4	Arkansas	10/10/20
TFL	.....1.0	2x (last at S Caro)	10/17/20
PBU	.....1	Samford	11/23/19
Career Tackles	16		
Career TFL	2.0		
Career PBU	1		

**35 • CAM RILEY**

Tackles	.....3	LSU	10/31/20
Career Tackles	4		

**20 • JAMIEN SHERWOOD**

Tackles	.....14	at Georgia	10/3/20
TFL	.....1.0	8x (last: Tenn)	11/21/20
Sacks	.....1.0	2x (last: Tenn)	11/21/20
INT	.....1	Alabama St.	9/8/18
PBU	.....2	4x (last: at Georgia)	10/3/20
FR	.....1	3x (last: at Alabama)	11/28/20
Career Tackles	120		
Career TFL	8.5		
Career Sacks	2.5		
Career INT	1		
Career PBU	11		
Career FR	3		
Leading Tackler	2	last: at Georgia	10/3/20

**36 • JAYLIN SIMPSON**

Tackles	.....4	Kentucky	9/26/20
TFL	.....1.0	Kentucky	9/26/20
PBU	.....1	3x (last: Tenn)	11/21/20
Career Tackles	9		
Career TFL	1.5		
Career PBU	3		

**32 • WESLEY STEINER**

Tackles	.....1	2x (last: LSU)	10/31/20
Career Tackles	2		

**13 • LADARIUS TENNISON**

Tackles	.....4	at Ole Miss	10/24/20
KOR	.....1	at Ole Miss	10/24/20
KOR Yds	.....2	at Ole Miss	10/24/20
Career Tackles	10		

**5 • CHRIS THOMPSON JR.**

Tackles	.....2	LSU	10/31/20
Career Tackles	3		

**30 • DESMOND TISDOL**

Tackles	.....2	LSU	10/31/20
Career Tackles	2		

**94 • TYRONE TRUESDELL**

Tackles	.....6	vs. Oregon	8/31/19
TFL	.....2.0	Kent State	9/14/19
Sacks	.....1.5	Kent State	9/14/19
FR	.....1	2x (last: at Florida)	10/5/19
PBU	.....1	vs. Purdue	12/28/18
Career Tackles	64		
Career TFL	8.0		
Career Sacks	3.0		
Career FR	2		
Career PBU	1		

**6 • CHRISTIAN TUTT**

Tackles	.....8	at Ole Miss	10/24/20
TFL	.....1.0	5x (last: Samford)	11/23/19
Sacks	.....1.0	2x (last: at Florida)	10/5/19
Interceptions	.....1	3x (last: Samford)	11/23/19
FR	.....1	2x (last: LSU/TD)	10/31/20
PBU	.....1	3x (last: Kentucky)	9/26/20
Punt Ret.	.....5	vs. Oregon	8/31/19
Punt Ret. Yds	64	vs. Oregon	8/31/19
Punt Ret. Lg.	41	vs. Oregon	8/31/19
Career Tackles	85		
Career TFL	6.0		
Career Sacks	2.0		
Career INT	3		
Career FR	2		
Career PBU	3		

**3 • ZYKEVIOUS WALKER**

Tackles	.....4	Arkansas	10/10/20
TFL	.....1.0	Arkansas	10/10/20
Sacks	.....1.0	Arkansas	10/10/20
Career Tackles	9		
Career TFL	1.0		
Career Sacks	1.0		

**25 • COLBY WOODEN**

Tackles	.....6	3x (last: at S Caro)	10/17/20
TFL	.....2.0	2x (last: at S Caro)	10/17/20
Sacks	.....1.5	Tennessee	11/21/20
Career Tackles	40		
Career TFL	8.5		
Career Sacks	2.5		

## AUBURN COACHING STAFF ROSTER



**Gus Malzahn**  
Head Coach



**Rodney Garner**  
Associate Head Coach/  
Defensive Line



**Chad Morris**  
Offensive Coordinator/  
Quarterbacks



**Kevin Steele**  
Defensive Coordinator




**Jack Bicknell Jr.**  
Offensive Line



**Kodi Burns**  
Co-Offensive Coord./  
Passing Game Coord./  
Wide Receivers



**Wesley McGriff**  
Defensive Backs



**Al Pogue**  
Outside Linebackers  
(in press box)



**Larry Porter**  
Tight Ends & H-Backs/  
Special Teams Coord.



**Carnell Williams**  
Running Backs



**Travis Williams**  
Co-Defensive Coord./  
Linebackers