



# 2019 AUBURN BASEBALL

4 COLLEGE WORLD SERIES APPEARANCES • 7 REGIONAL CHAMPIONSHIPS • 22 NCAA TOURNAMENT APPEARANCES

## 2019 SCHEDULE

Day	Date	Opponent	Time/Result
FRI.	FEB. 15	GEORGIA SOUTHERN (SECN+)	W, 11-2
SAT.	FEB. 16	GEORGIA SOUTHERN (SECN+)	L, 5-7 (13)
SUN.	FEB. 17	GEORGIA SOUTHERN	W, 4-3 (13)
TUE.	FEB. 19	ALABAMA A&M (SECN+)	W, 10-1
WED.	FEB. 20	ALABAMA A&M	W, 10-2
Fri.	Feb. 22	at UCF (UCFKnights.TV)	W, 4-1
Sat.	Feb. 23	at UCF (UCFKnights.TV)	L, 1-6
Sun.	Feb. 24	at UCF (UCFKnights.TV)	W, 13-9
FRI.	MAR. 1	CINCINNATI (SECN+)	W, 5-0
SAT.	MAR. 2	CINCINNATI (SECN+)	W, 5-0
SAT.	MAR. 2	CINCINNATI (SECN+)	W, 9-5
TUE.	MAR. 5	UT MARTIN (SECN+)	W, 15-9
WED.	MAR. 6	UT MARTIN (SECN+)	W, 2-0
FRI.	MAR. 8	UTSA (SECN+)	W, 6-0
SAT.	MAR. 9	UTSA	W, 5-0
SAT.	MAR. 9	UTSA	W, 8-3
Tue.	Mar. 12	at South Alabama (JagNation TV)	W, 6-2
FRI.	MAR. 15	#21 TENNESSEE* (SECN+)	W, 2-0
SAT.	MAR. 16	#21 TENNESSEE* (SECN)	W, 5-2
SUN.	MAR. 17	#21 TENNESSEE* (SECN+)	W, 5-3
Tue.	Mar. 19	at UAB (C-USA TV)	W, 13-5
Fri.	Mar. 22	at #4 Mississippi State (SECN+)	W, 6-5
Sat.	Mar. 23	at #4 Mississippi State (SECN+)	L, 2-15
Sun.	Mar. 24	at #4 Mississippi State (SECN+)	L, 15-20
Tue.	Mar. 26	vs. Alabama% (SECN)	L, 3-6
Fri.	Mar. 29	at South Carolina (SECN+)	W, 4-2
Sat.	Mar. 30	at South Carolina (SECN)	L, 0-4
Sun.	Mar. 31	at South Carolina (SECN)	W, 7-5
TUE.	APR. 2	GEORGIA TECH (SECN+)	L, 3-9
FRI.	APR. 5	#9 ARKANSAS (SECN+)	W, 6-3
FRI.	APR. 5	#9 ARKANSAS (SECN+)	L, 6-9 (15)
SAT.	APR. 6	#9 ARKANSAS (SECN+)	L, 0-8
TUE.	APR. 9	JACKSONVILLE STATE (SECN+)	L, 6-11
Fri.	Apr. 12	at #12 Texas A&M (SECN+)	L, 0-4
Sat.	Apr. 13	at #12 Texas A&M (SECN+)	W, 7-0
Sun.	Apr. 14	at #12 Texas A&M (SECN+)	L, 1-4
Tue.	Apr. 16	at #16 Georgia Tech (ACC Extra)	L, 6-11
THU.	APR. 18	#17 OLE MISS (SECN+)	W, 7-4
FRI.	APR. 19	#17 OLE MISS (SECN+)	L, 3-5
SAT.	APR. 20	#17 OLE MISS (SECN+)	W, 6-5 (10)
Tue.	Apr. 23	at Jacksonville State (ESPN+)	W, 14-2
Thu.	Apr. 25	at #4 Vanderbilt (ESPNU)	L, 6-12
Fri.	Apr. 26	at #4 Vanderbilt (SECN)	L, 2-5
Sat.	Apr. 27	at #4 Vanderbilt (SECN+)	L, 5-9
FRI.	MAY 3	ALABAMA (SECN+)	W, 5-1
SAT.	MAY 4	ALABAMA (SECN)	L, 6-7
SUN.	MAY 5	ALABAMA (SECN)	W, 17-7
TUE.	MAY 7	UAB (SECN+)	L, 4-6
FRI.	MAY 10	#7 GEORGIA (SECN+)	L, 2-11
SAT.	MAY 11	#7 GEORGIA (SECN+)	W, 4-3 (10)
SAT.	MAY 11	#7 GEORGIA (SECN+)	L, 8-10
TUE.	MAY 14	NORTH ALABAMA	W, 8-7 (11)
Thu.	May 16	at #20 LSU (SECN+)	L, 1-7
Fri.	May 17	at #20 LSU (SECN+)	L, 1-5
Sat.	May 18	at #20 LSU (SECN+)	W, 5-4 (11)

### SEC TOURNAMENT

Tue.	May 21	vs. #21 Tennessee (SECN)	W, 5-3
Wed.	May 22	vs. #2 Vanderbilt (SECN)	L, 1-11 (8)
Thu.	May 23	vs. #17 LSU (SECN)	L, 3-4

### ATLANTA REGIONAL

Fri.	May 31	vs. Coastal Carolina (ESPNU)	W, 16-7
Sat.	Jun. 1	at #3 Georgia Tech (SECN)	W, 6-5
Sun.	Jun. 2	at #3 Georgia Tech (ESPN3)	W, 4-1

### CHAPEL HILL SUPER REGIONAL

Sat.	Jun. 8	at #14 North Carolina (ESPN2)	11 a.m.
Sun.	Jun. 9	at #14 North Carolina (ESPN)	TBD
Mon.	Jun. 10	at #14 North Carolina (ESPN2)	12 p.m.



## NCAA SUPER REGIONAL

CHAPEL HILL, N.C. (Boshamer Stadium)



### AUBURN TIGERS (36-25, 14-16 SEC)

Head Coach: Butch Thompson (Birmingham-Southern, 1992)

Career Record: 178-119 (5th season) | Record at Auburn: 139-107 (4th season)

at



### #14 NORTH CAROLINA TAR HEELS (45-17, 17-13 ACC)

Head Coach: Mark Fox (North Carolina, 1978)

Career Record: 1,474-538-5 (36th season) | Record at UNC: 935-397-1 (21st season)

### QUICK HITTERS

- Auburn is making its second straight super regional appearance and third in program history.
- The Tigers are coming off back-to-back regional championships for the first time in program history and have outscored the opponents 66-25 in the last two regional rounds.
- Auburn is one of five schools - joining Arkansas, North Carolina, Texas Tech and Vanderbilt - to sweep each of the last two regionals, and the Tigers are the only team to do it on the road twice.
- The team's six-game regional winning streak matches a program record from 1994-95.
- The Tigers won the first super regional game in program history by defeating Florida in walk-off fashion, 3-2, and forcing a winner-take-all game three in Gainesville a season ago.
- Auburn has won 36+ games in three straight seasons for the first time since 1999-2001. The team's 116 wins in the last three seasons are the most since winning 124 during the same time frame.
- The Tigers are 7-1-1 all-time against North Carolina, including 3-0 in Chapel Hill.
- This weekend will mark the first meeting between the two teams since 2003 and the second meeting in the NCAA Tournament. North Carolina defeating Auburn, 3-2, in the 1978 South Regional.

## PITCHING MATCHUP

AUBURN		NORTH CAROLINA	
SAT   SO LHP Jack Owen	(4-2, 2.45)	vs. JR RHP Tyler Baum	(7-3, 3.95)
SUN   R-SO LHP Bailey Horn	(4-0, 6.10)	vs. JR RHP Austin Bergner	(6-1, 5.21)
MON   TBA		vs. TBA	

## GAME INFO

**Date:** Saturday-Monday, June 8-10, 2019  
**Game Time:** 11 a.m. CT / 10:30 a.m. CT / 12 p.m. CT  
**Sit:** Chapel Hill, N.C. / Boshamer Stadium (4,100)  
**TV:** ESPN2 / ESPN / ESPN2  
**Talent:** Mike Morgan (pxp), Greg Swindell (analyst)  
**Radio:** WTGZ-93.9 FM | WQSI - 95.9 FM  
**Talent:** Andy Burcham, Paul Ellen  
**Twitter Updates:** @AuburnBaseball  
**Postgame Recap:** AuburnTigers.com  
**Series History:** Auburn leads, 7-1-1  
**Auburn:** Auburn leads, 3-1  
**Chapel Hill:** Auburn leads, 3-0  
**Neutral Site:** Auburn leads, 1-0-1  
**Last Meeting:** Auburn won, 13-5, in Chapel Hill (3/9/03)  
**Streak:** W7

## AUBURN

36-25, 14-16 SEC

### Team Leaders

Batting Average:	SO OF Judd Ward (.288)
Runs:	SO IF Edouard Julien (46)
2B:	JR IF Rankin Woley (16)
HR:	JR IF Will Holland (9)
RBI:	SO IF Edouard Julien (48)
Stolen Bases:	Two tied (14)

## NORTH CAROLINA

45-17, 17-13 ACC

### Team Leaders

Batting Average:	FR IF Aaron Sabato (.341)
Runs:	JR IF Michael Busch (75)
2B:	FR IF Aaron Sabato (23)
HR:	Two tied (16)
RBI:	FR IF Aaron Sabato (58)
Stolen Bases:	SR UTL Dylan Enwiller (11)

## POTENTIAL STARTING LINEUP

Pos.	#	Player	AVG	AB	R	H	2B	3B	HR	RBI	SB-SBA	BB
C	6	Matt Scheffler	.266	199	30	53	11	0	2	26	5-6	16
1B	4	Rankin Woley	.278	234	33	65	16	1	3	40	2-2	17
2B	9	Ryan Bliss	.279	226	44	63	10	1	3	37	11-13	35
3B	10	Edouard Julien	.239	218	46	52	14	1	8	48	3-5	42
SS	17	Will Holland	.248	214	45	53	9	0	9	30	14-17	32
LF	1	Judd Ward	.288	233	39	67	12	2	4	31	5-7	36
CF	16	Kason Howell	.261	207	29	54	9	0	0	26	14-16	20
RF	41	Steven Williams	.241	216	36	52	7	2	8	33	3-3	33
DH	24	Conor Davis	.276	232	31	64	19	1	7	33	2-2	17

## AUBURN'S RECORD WHEN...

	2019	Under Thompson
Overall	36-25	139-107
SEC	14-16	53-66
Non-Conference	18-7	76-34
Postseason	4-2	13-10
Home	22-10	93-44
Away	12-12	33-51
Neutral	2-3	13-11
Current streak	W3	--
Last 5 games	3-2	--
Last 10 games	6-4	--

### Situational:

AU scores first	17-8	89-35
Opp. scores first	19-17	50-72
AU scores 4+ runs	34-10	126-43
AU scores 3 runs or less	2-15	13-64
AU leads after 7 innings	28-1	113-9
8 innings	33-2	132-8
AU trails after 7 innings	3-19	10-81
8 innings	2-21	4-86
Game tied after 7 innings	5-5	15-14
8 innings	1-1	2-9
Extra Innings	5-2	6-10
1-run games	7-2	29-27
2-run games	6-4	16-5
3-run games	5-4	18-16
Games decided by 5+ runs	14-11	66-34
vs. LH Starter	9-5	42-31
vs. RH Starter	27-20	95-76
More hits than opponent	22-4	100-18
Fewer hits than opponent	8-19	24-82
Hits are tied	6-2	13-8
AU has 10+ hits	17-9	82-40
Opp. has 10+ hits	11-17	35-68
Hit a home run	21-9	88-34
Opp. hits a home run	15-15	56-64
AU quality start	9-1	51-18
Opp. quality start	9-10	18-46
AU commits no errors	16-6	58-26
Opp. commits no error	10-10	35-53

### By Day:

Sunday	6-2	21-18
Monday	0-0	0-2
Tuesday	7-5	30-16
Wednesday	2-1	10-3
Thursday	1-3	5-11
Friday	10-6	35-23
Saturday	10-8	36-34
Day Games (first pitch before 6 p.m.)	19-10	78-55
Night Games (first pitch after 6 p.m.)	17-15	61-52
Doubleheaders	6-2	18-10

### By Month:

February	6-2	26-7
March	16-4	52-24
April	5-11	31-36
May	9-8	23-35
June	0-0	6-4

### By Jersey:

White	11-4	44-19
Blue	5-7	21-21
Orange	9-6	31-20
Gray	5-5	15-30
Pinstripes	6-3	18-13
Blue/Camo Hat	0-0	1-1
Cream Throwback	0-0	8-2

## UNIVERSITY INFORMATION

<b>Location</b>	Auburn, Ala.
<b>Enrollment</b>	29,776
<b>Founded</b>	October 1, 1856
<b>Nickname</b>	Tigers
<b>Colors</b>	Burnt Orange and Navy Blue
<b>President</b>	Dr. Steven Leath
<b>Athletics Director</b>	Allen Greene
<b>Conference</b>	Southeastern (SEC West)
<b>Stadium / Capacity</b>	Samford Stadium-Hitchcock Field at Plainsman Park / 4,096
<b>Ticket Office Phone</b>	855-282-2010

## BASEBALL COACHING / SUPPORT STAFF

<b>Head Coach</b>	Butch Thompson (Birmingham-Southern, 1992)
<b>Record at Auburn / Seasons</b>	139-107 (.565) / 4th
<b>Career Coaching Record / Seasons</b>	178-119 (.599) / 5th

<b>Assistant Coach</b>	Karl Nonemaker (Vanderbilt, 2002)
<b>Assistant Coach</b>	Gabe Gross (Auburn, 2012)
<b>Volunteer Assistant</b>	Steve Smith (Baylor, 1986)

<b>Athletic Admin.</b>	Randall Dickey (Ouachita Baptist, 1983)
<b>Player Development &amp; Data Analyst</b>	Blake Beck (Troy, 2014)
<b>Athletic Trainer</b>	Anthony Sandersen (South Dakota State, 2004)
<b>Strength &amp; Conditioning</b>	Chris Joyner (Minnesota State - Mankato, 2001)

## PROGRAM HISTORY

<b>Modern Era Program Record (since 1949)</b>	1,948-1,340-4 (.592)
<b>College World Series Appearances / Last</b>	4 / 1997
<b>College World Series Record</b>	3-8 (.273)
<b>NCAA Regional Appearances / Last</b>	22 / 2019
<b>NCAA Regional Record</b>	48-33 (.593)
<b>NCAA Super Regional Appearances / Last</b>	3 / 2019
<b>NCAA Super Regional Record</b>	1-4 (.200)
<b>Last Postseason Opponent</b>	Georgia Tech / 2019 Atlanta Regional
<b>Result</b>	Won, 4-1

## POSTSEASON HISTORY

**College World Series Appearances: 4** (1967, 1976, 1994, 1997)

**Super Regional Appearances: 3** (1999, 2018, 2019)

**NCAA Regional Appearances: 22** (1963, 1967, 1976, 1978, 1987, 1989, 1993-95, 1997-2003, 2005, 2010, 2015, 2017, 2018, 2019)

**NCAA Regional Titles: 7** (1967, 1976, 1994, 1997, 1999, 2018, 2019)

## MEDIA RELATIONS

**Baseball Contact:** George Nunnelley, Asst. Director - Athletics Comm.  
**Cell:** 502-609-9982  
**Email:** gnunnelley@auburn.edu  
**Twitter:** @gnunnelley  
**Associate AD:** Kirk Sampson

**2019 AUBURN BASEBALL ROSTER**

No.	Name	Pos.	Cl.	B/T	Ht.	Wt.	Exp.	Hometown (Previous School)
1	Judd Ward	OF	So.	L/R	6-1	195	1L	Russellville, Ala. (Russellville)
2	Everett Lau	IF/OF	Jr.	L/R	5-10	185	JC	Oahu, Hawaii (College of San Mateo)
3	Devin Warner	OF/IF	Fr.	S/R	6-3	205	HS	Cartersville, Ga. (Cartersville)
4	Rankin Woley	IF	Jr.	R/R	6-0	210	JC	Atlanta, Ga. (Chattahoochee Valley)
5	Jarrett Eaton	OF	Fr.	L/R	5-9	162	HS	Mobile, Ala. (St. Paul's Episcopal)
6	Matt Scheffler	C	Jr.	R/R	6-2	190	JC	Kirkland, Wash. (Pierce)
7	Ed Johnson	IF	Fr.	R/R	6-2	195	HS	Trussville, Ala. (Hewitt-Trussville)
8	Bailey Horn	LHP	R-So.	L/L	6-2	212	JC	West, Texas (McLennan)
9	Ryan Bliss	IF	Fr.	R/R	5-9	165	HS	LaGrange, Ga. (Troup)
10	Edouard Julien	IF	So.	L/R	6-1	183	1L	Quebec City, Canada (Cardinal-Roy)
11	Chase Hall	C	R-Jr.	R/R	6-2	215	RS	Roanoke, Ala. (Southern Union)
12	Ryan Hoerter	RHP	So.	R/R	6-6	191	1L	Kenosha, Wisc. (Indian Trail)
13	Davis Daniel	RHP	Jr.	R/R	6-1	190	2L	Montgomery, Ala. (St. James)
14	Elliott Anderson	LHP	Jr.	L/L	6-3	212	2L	Cartersville, Ga. (Cartersville)
16	Kason Howell	OF	Fr.	R/R	6-0	185	HS	Argyle, Texas (Liberty Christian)
17	Will Holland	IF	Jr.	R/R	5-11	185	2L	Lawrenceville, Ga. (Collins Hill)
18	Brooks Fuller	LHP	Fr.	L/L	6-2	215	HS	Auburn Ala. (Auburn)
19	Brody Moore	IF	Fr.	R/R	6-0	185	HS	Oneonta, Ala. (Oneonta)
20	Cody Greenhill	RHP	So.	R/R	6-4	216	1L	Russellville, Ala. (Russellville)
21	Jackson Henderson	IF/OF	Jr.	R/R	6-0	175	JC	Selma, Ala. (Lurleen B. Wallace)
22	Ford Luttrell	RHP	R-Fr.	L/R	6-0	181	RS	Madison, Ala. (Bob Jones)
23	Peyton Glavine	LHP	So.	R/L	5-11	176	1L	Alpharetta, Ga. (Blessed Trinity Catholic)
24	Conor Davis	IF	Jr.	R/R	6-3	227	2L	Roswell, Ga. (Blessed Trinity Catholic)
25	Dawson Sweatt	LHP	Fr.	R/L	6-2	190	HS	Fayetteville, Ga. (Starr's Mill)
26	Troy Bearden	OF/C	Fr.	R/R	6-2	220	HS	Trussville, Ala. (Next Level Baseball Academy)
29	Carson Skipper	LHP	Fr.	L/L	6-3	195	HS	Trussville, Ala. (Hewitt-Trussville)
31	Blake Schilleci	LHP	Sr.	L/L	5-10	198	1L	Birmingham, Ala. (Wallace-Hanceville)
32	Tanner Burns	RHP	So.	R/R	6-0	205	1L	Decatur, Ala. (Decatur)
33	Will Morrison	RHP	Fr.	R/R	6-2	180	HS	Cullman, Ala. (Cullman)
36	Kyle Gray	LHP	R-Jr.	L/L	5-10	205	JC	Austin, Texas (Blinn)
37	Ryan Watson	RHP	Jr.	R/R	6-5	215	2L	Auburn, Ala. (Auburn)
38	Brett Olson	IF	R-Sr.	L/L	6-2	225	1L	Newport Beach, Calif. (Corona Del Mar)
40	Garrett Wade	LHP	Fr.	L/L	6-2	205	HS	Hartselle, Ala. (Hartselle)
41	Steven Williams	OF/C	So.	L/R	6-3	216	1L	Albany, Ga. (Deerfield-Windsor)
43	Richard Fitts	RHP	Fr.	R/R	6-3	185	HS	Helena, Ala. (Helena)
44	Jack Owen	LHP	So.	L/L	6-2	174	1L	Aliso Viejo, Calif. (J Serra)

**COACHES & STAFF**

30	Butch Thompson	Head Coach	Fourth Year
35	Karl Nonemaker	Assistant Coach	Second Year
39	Gabe Gross	Assistant Coach	Second Year
34	Steve Smith	Volunteer Assistant Coach	Second Year
	Greg Drye	Director of Operations	Fourth Year
	Randall Dickey	Athletic Administrator	Fifth Year
	Anthony Sandersen	Athletic Trainer	Second Year
	Blake Beck	Player Development & Data Analyst	Third Year
	Chris Joyner	Strength & Conditioning	First Year

**PRONUNCIATION GUIDE**

Ryan HOERTER ..... HOR-ter  
 EDOUARD JULIEN ..... ED-whah joo-lee-EN  
 Everett LAU ..... Rhymes with 'now'  
 Ford LUTTRELL ..... LUH-trull  
 Blake SCHILLECI ..... sha-LAY-see  
 Rankin WOLEY ..... WOE-lee

**THE AUBURN SKIPPER**

- Seven College World Series appearances / 16 postseason appearances
- 2013 National Runner-up (Mississippi State)
- 2001 National Champion (Birmingham-Southern)
- 2014 Baseball America/ABCA National Assistant Coach of the Year
- 2006 FCA Coach of the Year
- Coached 14 pitchers who went on to pitch in the Major Leagues
- Recruited and coached 29 pitchers who were drafted out of college that weren't drafted out of high school

**Butch Thompson enters his fourth season at the helm of the program in 2019. Thompson, who spent three seasons as an assistant coach and recruiting coordinator at Auburn from 2006-08, returned to the Plains after seven seasons at Mississippi State as both associate head coach and pitching coach.**

Butch Thompson was named Auburn's head baseball coach on October 22, 2015 and enters his fourth season with the Tigers in 2019.

Thompson, who spent three seasons as an assistant coach and recruiting coordinator at Auburn from 2006-08, returned to The Plains after seven seasons at Mississippi State as both associate head coach and pitching coach.

Widely regarded as one of the premier pitching coaches in the country, he has seen 14 of his former pitchers make their Major League Baseball debuts, including eight since 2014. Thompson has also turned 29 pitchers who went undrafted out of high school into MLB draft picks.

Thompson had three pitchers drafted in the first 11 rounds in 2014 and five pitchers drafted, including three in the top 10 rounds, in 2013. He added a first-round selection in the 2016 draft, a third-round pick in Keegan Thompson in 2017 and the first No. 1 overall pick in program history in Casey Mize in 2018.

Along with his pitching pedigree, Thompson is also considered one of the top recruiters in the country. Since 2003, he has secured 12 recruiting classes that were ranked in the top 10 by either Baseball America or Perfect Game, including the No. 5 signing class in 2017 and a program record No. 4 class in 2018. His classes signed from 2006-08 at Auburn each ranked in the top 18 nationally, including the No. 5 class in 2008.

A native of Amory, Miss., Thompson has coached 26 Division I All-Americans and 38 all-conference performers. He has made 16 postseason appearances, including seven trips to the College World Series, and guided Birmingham-Southern to a NAIA National Championship in 2001 and was a national runner-up at Mississippi State in 2013.

Thompson was named the 2006 Fellowship of Christian Athletes SEC Coach of the Year while at Auburn and the 2014 Baseball America and American Baseball Coaches Association (ABCA) National Assistant Coach of the Year while at Mississippi State.

Thompson has already made his mark in his first three seasons at Auburn as he became the fourth head coach in program history to notch his 100th win in his third season at the helm. Thompson has guided the Tigers to a 103-82 overall record and has taken the team to back-to-back NCAA regionals for the first time in 15 years. After tying the 2010 team for the most wins (43) in a season since 1999 and advancing to its first super regional since that same season, Auburn's 2018 team finished the year ranked No. 9 by USA TODAY, marking the program's highest ranking to end a season since 1998.

In seven seasons at MSU, Thompson made four NCAA regional trips, two Super Regionals, won the SEC Tournament and advanced to the College World Series finishing as NCAA runner-up in 2013. In three of the last four seasons, the Bulldogs' staff ERA finished no higher than 3.06. Thompson's 2013 pitching staff was one of two nationally to finish in the top 15 in ERA, strikeouts per nine innings and hits allowed per nine innings.

In addition to his experience at Auburn and Mississippi State, Thompson also spent five seasons at Georgia from 2002-05, including a trip to the College World



Series in 2004. While there he guided the development of future Major Leaguers Josh Fields, Mitchell Boggs and Brooks Brown.

Thompson launched his coaching career as pitching coach and top assistant at Huntingdon College (Ala.) in 1993, before returning to his alma mater in Birmingham, where he helped lead the Panthers to back-to-back Southern States Conference championships and in 1995 coached BSC to its first NAIA World Series berth.

Thompson left BSC briefly to serve as head coach at Jefferson State Community College in Birmingham in 1997. While at JSCC, he was honored as the Regional Tournament Coach of the Year, the ABCA Alabama Junior College Coach of the Year and the Southeast Region Coach of the Year after guiding JSCC to a 39-21 mark, the AJCAA Region 22 State Championship and a third-place finish in the NJCAA Division II World Series.

He returned to Birmingham-Southern as top assistant the following season, beginning a four-year run during the most successful span in BSC baseball history. The Panthers won 196 games, four TranSouth Conference Championships and made three-consecutive appearances in the NAIA World Series. BSC's 2001 team posted a school-best 55-11 mark and captured the NAIA National Championship.

In 2002, Thompson joined the SEC baseball coaching fraternity as a pitching coach and recruiting coordinator at Georgia and has been a part of the league for the past 17 seasons.

Thompson currently serves as the large-school representative for the Alabama Baseball Coaches Association and is an All-American committee member representing the South region for the ABCA.

Thompson prepped at Amory (Miss.) High School and later starred as a pitcher at Itawamba (Miss.) Community College from 1989-90. On Oct. 25, 2014, Thompson was inducted into the ICC Athletic Hall of Fame.

He earned a bachelor's degree in history at BSC in 1992 and completed a master's degree in sports administration at UAB in 1996. He is married to the former Robin Ashe of Birmingham, Ala., and they are the parents of three daughters --- Anna, Olivia and Madelyn Gail.



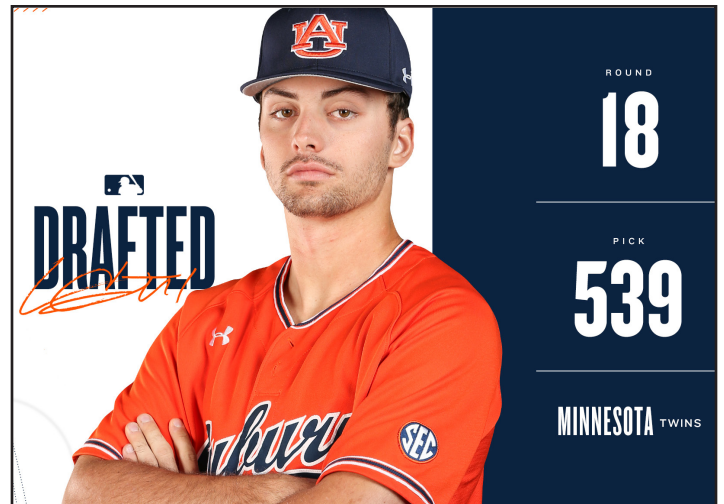
## AUBURN TIGERS IN THE DRAFT

• Auburn had five players selected in the 2019 MLB Draft this week, marking the fourth straight season at least four Tigers have been drafted.

- Will Holland: Minnesota Twins (5th, 149)
- Davis Daniel: Los Angeles Angels (7th, 211)
- Edouard Julien: Minnesota Twins (18th, 539)
- Jack Owen: St. Louis Cardinals (21st, 635)
- Elliott Anderson: Kansas City Royals (23rd, 679)

• In four years under head coach Butch Thompson, Auburn has had 22 players drafted, including six of which have been taken in the first six rounds highlighted by 2018 No. 1 overall pick Casey Mize.

• The Tigers have had multiple players drafted every year since 2006 and at least one player selected for 45 straight years, which is tied for the longest streak in SEC history.



**DRAFTED**  
*Edouard Julien*

ROUND **18**

PICK **539**

MINNESOTA TWINS



**DRAFTED**  
*Will Holland*

ROUND **5**

PICK **149**

MINNESOTA TWINS



**DRAFTED**  
*Jack Owen*

ROUND **21**

PICK **635**

ST. LOUIS CARDINALS

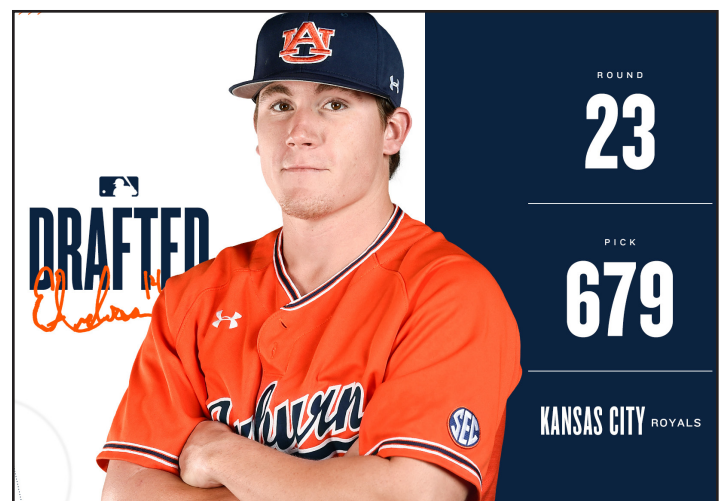


**DRAFTED**  
*Davis Daniel*

ROUND **7**

PICK **211**

LOS ANGELES ANGELS



**DRAFTED**  
*Elliott Anderson*

ROUND **23**

PICK **679**

KANSAS CITY ROYALS

## AUBURN IN NCAA REGIONAL / SUPER REGIONAL

### REGIONAL RESULTS

Year	Opponent	Score	Result	Location
1963	West Virginia	1-2	L	Gastonia, NC
	Florida State	3-4	L	Gastonia, NC
1967	West Virginia	8-3	W	Gastonia, NC
	Florida State	13-2	W	Gastonia, NC
	Clemson	2-3	L	Gastonia, NC
	Clemson	6-5	W	Gastonia, NC
1976	Middle Tenn. St.	10-5	W	Tallahassee, FL
	Florida State	2-1	W	Tallahassee, FL
	Jacksonville	7-5	W	Tallahassee, FL
1978	Memphis State	14-10	W	Auburn, AL
	North Carolina	2-3	L	Auburn, AL
	Memphis State	5-6	L	Auburn, AL
1987	Seton Hall	22-1	W	Huntsville, AL
	Middle Tenn. St.	5-3	W	Huntsville, AL
	Seton Hall	6-15	L	Huntsville, AL
	Clemson	3-6	L	Huntsville, AL
1989	South Florida	9-3	W	Tallahassee, FL
	Clemson	14-7	W	Tallahassee, FL
	Florida State	6-7	L	Tallahassee, FL
	Clemson	1-11	L	Tallahassee, FL
1993	Arizona	9-1	W	Stillwater, OK
	Oklahoma St.	10-14	L	Stillwater, OK
	N.C. State	2-13	L	Stillwater, OK
1994	Virginia Tech	7-0	W	Clemson, SC
	Old Dominion	11-8 [10]	W	Clemson, SC
	Clemson	11-5	W	Clemson, SC
	Notre Dame	8-0	W	Clemson, SC
1995	Pennsylvania	2-1	W	Oklahoma City, OK
	Ohio State	8-6	W	Oklahoma City, OK
	Oklahoma	8-9	L	Oklahoma City, OK
	Texas	4-2	W	Oklahoma City, OK
	Oklahoma	1-3	L	Oklahoma City, OK
1997	Western Carolina	11-3	W	Tallahassee, FL
	South Florida	9-0	W	Tallahassee, FL
	Florida State	8-7	W	Tallahassee, FL
	Florida State	7-9	L	Tallahassee, FL
	Florida State	5-2	W	Tallahassee, FL
1998	Rutgers	15-17	L	Tallahassee, FL
	Liberty	3-2	W	Tallahassee, FL
	Rutgers	7-4	W	Tallahassee, FL
	Oklahoma	9-8	W	Tallahassee, FL
	Florida State	10-16	L	Tallahassee, FL
1999	N. C. State	9-7	W	Auburn, AL
	Winthrop	8-6	W	Auburn, AL
	Tulane	5-7	L	Auburn, AL
	Tulane	13-9	W	Auburn, AL
2000	Stetson	5-9	L	Atlanta, GA
	Georgia Southern	11-5	W	Atlanta, GA
	Stetson	10-13	L	Atlanta, GA
2001	Jacksonville	8-7	W	Tallahassee, FL
	Florida State	6-10	L	Tallahassee, FL
	Jacksonville	3-2	W	Tallahassee, FL
	Florida State	6-9	L	Tallahassee, FL
2002	Florida Atlantic	11-16	L	Tuscaloosa, AL
	Alabama	3-6	L	Tuscaloosa, AL
2003	Princeton	5-2	W	Auburn, AL
	Ohio State	2-6	L	Auburn, AL
	Clemson	15-0	W	Auburn, AL
	Ohio State	7-9	L	Auburn, AL
2005	South Alabama	13-5	W	Tallahassee, FL
	Florida State	3-4	L	Tallahassee, FL
	Army	12-3	W	Tallahassee, FL
	Florida State	4-10	L	Tallahassee, FL
2010	Jacksonville State	9-7	W	Auburn, AL
	Clemson	2-5	L	Auburn, AL
	Southern Miss	17-8	W	Auburn, AL
	Clemson	11-10	W	Auburn, AL
	Clemson	7-13	L	Auburn, AL
2015	College of Charleston	7-6 [11]	L	Tallahassee, FL
	Mercer	1-0	W	Tallahassee, FL
	College of Charleston	3-2	L	Tallahassee, FL
2017	UCF	7-4	W	Tallahassee, FL
	Tennessee Tech	5-3	W	Tallahassee, FL
	Florida State	7-8 [10]	L	Tallahassee, FL
	Florida State	0-6	L	Tallahassee, FL
2018	Northeastern	13-4	W	Raleigh, NC
	Army	12-1	W	Raleigh, NC
	N.C. State	15-7	W	Raleigh, NC
2019	Coastal Carolina	16-7	W	Atlanta, GA
	Georgia Tech	6-5	W	Atlanta, GA
	Georgia Tech	4-1	W	Atlanta, GA

### REGIONAL RESULTS BY YEAR

Year	Regional	Result	W-L	Location
1963	District 3	Fourth	0-2	Gastonia, NC
1967	District 3	CHAMPIONS	3-1	Gastonia, NC
1976	South	CHAMPIONS	3-0	Tallahassee, FL
1978	South	Third	1-2	Auburn, AL
1987	South I	Third	2-2	Huntsville, AL
1989	Atlantic	Third	2-2	Tallahassee, FL
1993	Midwest	Fourth	1-2	Stillwater, OK
1994	East	CHAMPIONS	4-0	Clemson, SC
1995	Midwest II	Second	3-2	Oklahoma City, OK
1997	East	CHAMPIONS	4-1	Tallahassee, FL
1998	Atlantic II	Second	3-2	Tallahassee, FL
1999	Auburn	CHAMPIONS	3-1	Auburn, AL
2000	Atlanta	Third	1-2	Atlanta, GA
2001	Tallahassee	Second	2-2	Tallahassee, FL
2002	Tuscaloosa	Fourth	0-2	Tuscaloosa, AL
2003	Auburn	Second	2-2	Auburn, AL
2005	Tallahassee	Second	2-2	Tallahassee, FL
2010	Auburn	Second	3-2	Auburn, AL
2015	Tallahassee	Third	1-2	Tallahassee, FL
2017	Tallahassee	Second	2-2	Tallahassee, FL
2018	Raleigh	CHAMPIONS	3-0	Raleigh, NC
2019	Atlanta	CHAMPIONS	3-0	Atlanta, GA

### AUBURN VS. NCAA REGIONAL OPPONENTS

Opponent	W-L
Alabama	0-1
Arizona	1-0
Army	2-0
Central Florida	1-0
Clemson	5-5
Coastal Carolina	1-0
College of Charleston	0-2
Florida Atlantic	0-1
Florida State	4-10
Georgia Southern	1-0
Georgia Tech	2-0
Jacksonville	3-0
Jacksonville State	1-0
Liberty	1-0
Mercer	1-0
Memphis	1-1
Middle Tenn. State	2-0
Northeastern	1-0
North Carolina	0-1
North Carolina State	2-1
Notre Dame	1-0
Ohio State	1-2
Oklahoma	1-2
Oklahoma State	0-1
Old Dominion	1-0
Pennsylvania	1-0
Princeton	1-0
Rutgers	1-1
Seton Hall	1-1
South Alabama	1-0
South Florida	2-0
Southern Miss	1-0
Stetson	0-2
Tennessee Tech	1-0
Texas	1-0
Tulane	1-1
Virginia Tech	1-0
Winthrop	1-0
Western Carolina	1-0
West Virginia	1-1
<b>40 Opponents</b>	<b>48-33</b>

### SUPER REGIONAL RESULTS

Year	Opponent	Score	Result	Location
1999	Florida State	2-10	L	Tallahassee, FL
	Florida State	3-6	L	Tallahassee, FL
2018	Florida	2-8	L	Gainesville, FL
	Florida	3-2	W	Gainesville, FL
	Florida	2-3 [11]	L	Gainesville, FL

## AUBURN IN NCAA REGIONALS

### 1963 DISTRICT 3 AT GASTONIA, NC

**Florida State 4, Auburn 3**  
Wake Forest 4, West Virginia 3  
**West Virginia 2, Auburn 1 (Auburn eliminated)**  
Florida State 12, Wake Forest 4  
Wake Forest 12, West Virginia 8 (West Virginia eliminated)  
Wake Forest 6, Florida State 5  
Florida State 11, Wake Forest 5 (Wake Forest eliminated)

### 1967 DISTRICT 3 AT GASTONIA, NC

Florida State 5, Clemson 3  
**Auburn 8, West Virginia 3 [12]**  
Clemson 5, West Virginia 0 (West Virginia eliminated)  
**Auburn 13, Florida State 3**  
Clemson 6, Florida State 4 (Florida State eliminated)  
**Clemson 3, Auburn 2**  
**Auburn 6, Clemson 5 [13] (Clemson eliminated)**

### 1976 SOUTH REGIONAL AT TALLAHASSEE, FL

**Auburn 10, Middle Tennessee State 5**  
Florida State 6, Jacksonville 1  
Jacksonville 8, Middle Tennessee State 5 (MTSU eliminated)  
**Auburn 2, Florida State 1**  
Jacksonville 9, Florida State 7 (Florida State eliminated)  
**Auburn 7, Jacksonville 5 (Jacksonville eliminated)**

### 1978 SOUTH REGIONAL AT AUBURN, AL

North Carolina 15, East Tennessee State 1  
**Auburn 14, Memphis 10**  
Memphis 5, East Tennessee State 0 (ETSU eliminated)  
**North Carolina 3, Auburn 2**  
**Memphis 6, Auburn 5 (Auburn eliminated)**  
Memphis 8, North Carolina 6  
North Carolina 11, Memphis 9 (Memphis eliminated)

### 1987 SOUTH I REGIONAL AT HUNTSVILLE, AL

**Seton Hall 15, Auburn 6**  
Clemson 8, West Virginia 0  
(1) Arkansas 10, Middle Tennessee State 7  
**Auburn 5, Middle Tennessee State 3 (MTSU eliminated)**  
Arkansas 7, West Virginia 2 (West Virginia eliminated)  
Clemson 6, Seton Hall 3  
**Auburn 22, Seton Hall 1 (Seton Hall eliminated)**  
Arkansas 6, Clemson 5  
**Clemson 6, Auburn 3 (Auburn eliminated)**  
Arkansas 4, Clemson 2 (Clemson eliminated)

### 1989 ATLANTIC REGIONAL AT TALLAHASSEE, FL

**(4) Auburn 9, (3) South Florida 3**  
(2) Clemson 6, (5) Stetson 2  
(1) Florida State 13, (6) Rider 7  
Stetson 13, Rider 6 (Rider eliminated)  
Florida State 8, South Florida 1 (South Florida eliminated)  
**Auburn 14, Clemson 7**  
Clemson 13, Stetson 5 (Stetson eliminated)  
**Florida State 7, Auburn 6**  
**Clemson 11, Auburn 1 (Auburn eliminated)**  
Florida State 8, Clemson 1 (Clemson eliminated)

### 1993 MIDWEST REGIONAL IN STILLWATER, OK

(1) North Carolina State 12, (6) Fordham 4  
**(4) Auburn 9, (3) Arizona 1**  
(2) Oklahoma State 9, (5) Connecticut 5  
Fordham 5, Connecticut 0 (Connecticut eliminated)  
Arizona 5, North Carolina State 2  
**Oklahoma State 14, Auburn 10**  
**North Carolina State 13, Auburn 2 (Auburn eliminated)**  
Arizona 18, Fordham 7 (Fordham eliminated)  
Oklahoma State 8, N.C. State 3 (N.C. State eliminated)  
Arizona 4, Oklahoma State 0  
Oklahoma State 11, Arizona 10 (Arizona eliminated)

### 1994 EAST REGIONAL IN CLEMSON, SC

(3) Old Dominion 9, (4) Notre Dame 5  
**(2) Auburn 7, (5) Virginia Tech 0**  
(1) Clemson 5, (6) The Citadel 1  
The Citadel 4, Virginia Tech 3 (Virginia Tech eliminated)  
Notre Dame 8, Clemson 1  
**Auburn 11, Old Dominion 8 [10]**  
Clemson 6, Old Dominion 1 (Old Dominion eliminated)  
Notre Dame 5, The Citadel 1 (The Citadel eliminated)  
**Auburn 11, Clemson 5 (Clemson eliminated)**  
**Auburn 8, Notre Dame 0 (Notre Dame eliminated)**

### 1995 MIDWEST II REGIONAL IN OKLAHOMA CITY, OK

**(1) Auburn 2, (6) Pennsylvania 1**  
(3) Texas 10, (4) Ohio State 5  
(2) Oklahoma 9, (5) Indiana State 6  
Indiana State 6, Pennsylvania 5 (Penn eliminated)  
**Auburn 8, Ohio State 6 (Ohio State eliminated)**  
Oklahoma 13, Texas 9  
**Oklahoma 9, Auburn 8**  
Texas 3, Indiana State 2 (Indiana State eliminated)  
**Auburn 4, Texas 2 (Texas eliminated)**  
**Oklahoma 3, Auburn 1 (Auburn eliminated)**

### 1997 EAST REGIONAL AT TALLAHASSEE, FL

(4) South Florida 5, (3) Central Florida 4  
**(2) Auburn 11, (5) Western Carolina 3**  
(1) Florida State 4, (6) Marist 2  
Western Carolina 8, Marist 3 (Marist eliminated)  
Florida State 16, Central Florida 2 (UCF eliminated)  
**Auburn 9, South Florida 0**  
**Auburn 8, Florida State 7**  
South Florida 9, Western Carolina 4 (WCU eliminated)  
Florida State 6, South Florida 5 (USF eliminated)  
**Florida State 9, Auburn 7**  
**Auburn 5, Florida State 2 (Florida State eliminated)**

### 1998 ATLANTIC II REGIONAL AT TALLAHASSEE, FL

(4) Oklahoma 6, (3) Delaware 3  
**(5) Rutgers 17, (2) Auburn 15**  
(1) Florida State 10, (6) Liberty 7  
**Auburn 3, Liberty 2 (Liberty eliminated)**  
Florida State 27, Delaware 6 (Delaware eliminated)  
Oklahoma 9, Rutgers 7  
Florida State 23, Oklahoma 2  
**Auburn 7, Rutgers 4 (Rutgers eliminated)**  
**Auburn 9, Oklahoma 9 (Oklahoma eliminated)**  
**Florida State 16, Auburn 10 (Auburn eliminated)**

### 1999 AUBURN REGIONAL AT AUBURN, AL

(4) Winthrop 8, (1) Tulane 7  
**(2) Auburn 9, (3) NC State 7**  
Tulane 11, NC State 5 (NC State eliminated)  
**Auburn 8, Winthrop 6**  
Tulane 15, Winthrop 8 (Winthrop eliminated)  
**Tulane 7, Auburn 5**  
**Auburn 13, Tulane 9 (Tulane eliminated)**

### 2000 ATLANTA REGIONAL AT ATLANTA, GA

(1) Georgia Tech 11, (4) Georgia Southern 9  
**(3) Stetson 9, (2) Auburn 5**  
Auburn 11, Georgia Southern 5 (Ga. Southern eliminated)  
Georgia Tech 24, Stetson 1  
**Stetson 13, Auburn 10 (Auburn eliminated)**  
Georgia Tech 16, Stetson 11 (Stetson eliminated)

### 2001 TALLAHASSEE REGIONAL AT TALLAHASSEE, FL

(1) Florida State 8, (4) Bethune-Cookman 1  
**(2) Auburn 8, (3) Jacksonville 7 [10 innings]**  
Jacksonville 3, Bethune-Cookman 0 (BCU eliminated)  
**Florida State 10, Auburn 6**  
**Auburn 3, Jacksonville 2 (Jacksonville eliminated)**  
**Florida State 9, Auburn 6 (Auburn eliminated)**

### 2002 TUSCALOOSA REGIONAL AT TUSCALOOSA, AL

**(3) Florida Atlantic 16, (2) Auburn 11**  
(4) Southeast Missouri State 7, (1) Alabama 4  
**Alabama 6, Auburn 3 (Auburn eliminated)**  
Florida Atlantic 12, Southeast Missouri State 6  
Alabama 7, Southeast Missouri State 4 (SEMO eliminated)  
Alabama 7, Florida Atlantic 2  
Florida Atlantic 6, Alabama 5 (Alabama eliminated)

### 2003 AUBURN REGIONAL AT AUBURN, AL

(3) Ohio State 10, (2) Clemson 8  
**(1) Auburn 5, (4) Princeton 2**  
Clemson 7, Princeton 6 (Princeton eliminated)  
**Ohio State 6, Auburn 2**  
**Auburn 15, Clemson 0 (Clemson eliminated)**  
**Ohio State 9, Auburn 7 (Auburn eliminated)**

### 2005 TALLAHASSEE REGIONAL AT TALLAHASSEE, FL

**(2) Auburn 13, (3) South Alabama 5**  
(1) Florida State 3, (4) Army 2  
Army 8, South Alabama 5 (South Alabama eliminated)  
**Florida State 4, Auburn 3**  
**Auburn 12, Army 3 (Army eliminated)**  
**Florida State 10, Auburn 4 (Auburn eliminated)**

### 2010 AUBURN REGIONAL AT AUBURN, AL

(2) Clemson 10, (3) Southern Miss 1  
**(1) Auburn 9, (4) Jacksonville State 7**  
Southern Miss 19, Jacksonville State 6 (JSU eliminated)  
**Clemson 5, Auburn 2**  
**Auburn 17, Southern Miss 8 (USM eliminated)**  
**Auburn 11, Clemson 10**  
**Clemson 13, Auburn 7 (Auburn eliminated)**

### 2015 TALLAHASSEE REGIONAL AT TALLAHASSEE, FL

**(2) College of Charleston 7, (3) Auburn 6 [11 inn.]**  
(1) Florida State 5, (4) Mercer 4 [10 inn.]  
**(3) Auburn 1, (4) Mercer 0 (Mercer eliminated)**  
(1) Florida State 3, (2) College of Charleston 2  
**(2) C of C 3, (3) Auburn 2 (Auburn eliminated)**  
(1) Florida State 8, (2) C of C 1 (C of C eliminated)

### 2017 TALLAHASSEE REGIONAL AT TALLAHASSEE, FL

(4) Tennessee Tech 3, (1) Florida State 1  
**(3) Auburn 7, (2) UCF 4**  
(1) Florida State 6, (2) UCF 1 (UCF eliminated)  
**(3) Auburn 5, (4) Tennessee Tech 3**  
(1) Florida State 5, (4) Tennessee Tech 3 (TTU eliminated)  
**(1) Florida State 8, (3) Auburn 7 [10 inn.]**  
**(1) Florida State 6, (3) Auburn 0 (Auburn eliminated)**

### 2018 RALEIGH REGIONAL AT RALEIGH, NC

**(2) Auburn 13, (3) Northeastern 4**  
(4) Army 5, (1) N.C. State 1  
(1) N.C. State 9, (3) Northeastern 3 (NU eliminated)  
**(2) Auburn 12, (4) Army 1**  
(1) N.C. State 11, (4) Army 1 (Army eliminated)  
**(2) Auburn 15, (1) N.C. State 7 (N.C. State eliminated)**

### 2019 ATLANTA REGIONAL AT ATLANTA, GA

**(2) Auburn 16, Coastal Carolina 7**  
(1) Georgia Tech 13, (4) Florida A&M 2  
(3) Coastal Carolina 9, (4) Florida A&M 4 (FAMU eliminated)  
**(2) Auburn 6, (1) Georgia Tech 5**  
(1) Georgia Tech 10, (3) Coastal Carolina 8 (CCU eliminated)  
**(2) Auburn 4, (1) Georgia Tech 1 (GT eliminated)**

## AUBURN NCAA REGIONAL RECORDS

### BATTING

#### GAMES PLAYED

Game: 5, by 32 players (1995, 1997, 1998, 2010)  
 Career: 16, Todd Faulkner (1998-2001)  
 16, Mailon Kent (1998-2001)

#### AT BATS

Game: 6, by 34 players  
 Series: 25, Rob Macrory (1997) [5 games]  
 Career: 65, Todd Faulkner (1998-2001) [16 gms]

#### RUNS SCORED

Game: 4, Steven Williams vs. Northeastern (6/1/18)  
 4, Gabe Gross vs. Jacksonville (5/25/01)  
 4, Jonathan Schuerholz vs. Ga Southern (5/27/00)  
 4, Todd Faulkner vs. Rutgers (5/21/98)  
 4, Chad Wandall vs. Oklahoma (5/23/98)  
 Series: 11, Adam Sullivan (1997) [5 games]  
 Career: 19, Todd Faulkner (1998-2000) [16 gms]

#### HITS

Game: 5, Javon Moran vs. Fla. Atlantic 5/31/02  
 5, Adam Sullivan vs. W. Car. (5/22/97)  
 5, Mark Bellhorn vs. ODU (5/27/94)  
 5, Cliff Shanks vs. Okla. St. (5/29/93)  
 Series: 14, Adam Sullivan (1997) [5 games]  
 Career: 30, Todd Faulkner (1998-2001) [16 gms]

#### RUNS BATTED IN

Game: 5, Steven Williams vs. Coastal Carolina (5/31/19)  
 5, Josh Anthony vs. N.C. State (6/3/18)  
 5, Trent Mummey vs. Southern Miss (6/6/2010)  
 5, Sean Gamble vs. Fla. Atlantic (5/31/02)  
 5, Frank Thomas vs. Seton Hall (5/23/87)  
 5, Scotty Long vs. Clemson (1967)  
 5, Scotty Long vs. Florida State (1967)  
 Series: 11, Mike Killimett (1994)  
 11, Scotty Long (1967)  
 Career: 22, Todd Faulkner (1998-2000) [16 gms]

#### SINGLES

Game: 5, Adam Sullivan vs. W. Car. (5/22/97)  
 Series: 12, Adam Sullivan (1997) [5 games]  
 Career: 17, Jay Waggoner (1993-95) [12 gms]

#### DOUBLES

Game: 2, 17 times, most recently by Josh Anthony vs. N.C. State (6/1/18)  
 Series: 5, Trent Mummey (2010) [5 games]  
 5, Mark Bellhorn (1994) [4 games]  
 Career: 7, Mailon Kent (1998-01) [16 games]

#### TRIPLES

Game: 1, 13 times, most recently by Steven Williams vs. Army (6/2/18)  
 Series: 2, Javon Moran (2003) [4 games]  
 Career: 2, Javon Moran (2001-03) [10 games]  
 2, Mark Bellhorn (1993-95) [12 games]

### HOME RUNS

Game: 2, Todd Faulkner vs. Rutgers (5/21/98)  
 2, Josh Etheredge vs. Rutgers (5/23/98)  
 2, Scotty Long vs. Florida St. (1967)  
 2, Scotty Long vs. Clemson (1967)  
 Series: 4, Scotty Long (1967) [4 games]  
 4, Todd Faulkner (1998) [5 games]  
 Career: 5, Todd Faulkner (1998-01) [16 games]

### STOLEN BASES

Game: 2, Javon Moran vs. Clemson (5/31/03)  
 2, Pat Keedy vs. Memphis (5/20/78)  
 2, Dom Fucci vs. Memphis (5/20/78)  
 Series: 3, Javon Moran (2003) [4 games]  
 Career: 4, Javon Moran (2001-03) [10 games]

### BASES ON BALLS

Game: 3, Will Holland vs. Coastal Carolina (5/31/19)  
 3, Justin Bryant vs. Clemson (6/6/10)  
 3, Mitch Duke vs. Okla. State (5/29/93)  
 Series: 5, Mitch Duke (1993) [3 games]  
 5, Dominic Rich (1998) [5 games]

### STRIKEOUTS

Game: 4, Kevin Chabot vs. Okla. (5/28/95)  
 Series: 12, Kevin Chabot (1995) [5 games]  
 Career: 15, Kevin Chabot (1993-95) [9 games]

### BATTING AVERAGE

Series [min. 15 AB]: .667, Mark Bellhorn (1994)  
 [12-for-18 in 4 games]  
 Career [min. 25 AB]: .462, Todd Faulkner  
 (1998-01) [30-for-65 in 16 games]

### HITTING STREAK

Career: 15, Mailon Kent (1998-01)  
 12, Todd Faulkner (1999-01)  
 11, Gabe Gross (1999-01)

### PITCHING

#### GAMES PITCHED

Series: 4, Finley Woodward (1995)  
 Career: 7, Colter Bean (1996-2000)

#### GAMES STARTED

Series: 2, Tim Hudson (1997)  
 2, Ryan Halla (1995)  
 2, John Powell (1994)  
 2, Stacy Jones (1987)  
 2, Mark Chapman (1987)  
 2, Q.V. Lowe (1967)  
 2, Hayden Gliemmo (1998)  
 Career: 4, Chris Bootcheck (1998-00)

#### GAMES RELIEVED

Series: 4, Finley Woodward (1995)  
 Career: 7, Colter Bean (1996-00)

#### WINS

Series: 2, Tim Hudson (1997)  
 2, John Powell (1994)  
 2, Q.V. Lowe (1967)  
 Career: 3, John Powell (1993-94)

#### LOSSES

Series: 2, Scott Roney (1978)  
 2, Kevin Knorst (1998)  
 Career: 2, Chris Bootcheck (1998-00)  
 2, Ryan Halla (1993-95)  
 2, Kevin Knorst (1998-00)  
 2, Scott Roney (1978)

#### SAVES

Series: 2, Colter Bean (1998)  
 2, Patrick Dunham (1997)  
 2, Finley Woodward (1995)  
 2, Joe Beckwith (1976)  
 Career: 2, Colter Bean (1998)  
 2, Patrick Dunham (1997)  
 2, Finley Woodward (1995)  
 2, Joe Beckwith (1976)

#### INNINGS PITCHED

Game: 13.0, Q.V. Lowe vs. Clemson (1967)  
 Series: 25.0, Q.V. Lowe (1967) [2 games]  
 Career: 27.1, Levale Speigner (2000-03) [6 games]

#### STRIKEOUTS

Game: 14, John Powell vs. Arizona (5/28/93) [9 IP]  
 14, Q.V. Lowe vs. Clemson (1967) [13 IP]  
 Series: 26, Q.V. Lowe (1967) [2 games]  
 22, John Powell (1994) [2 games]  
 Career: 36, John Powell (1993-94) [3 games]

#### BASES ON BALLS

Game: 6, Josh Sullivan vs. Florida State (6/4/05)  
 6, Ryan Halla vs. Okla. State (5/29/93)  
 Series: 6, Josh Sullivan (2005) [1 game]  
 6, Ryan Halla (1993) [1 game]  
 6, Tim Hudson (1997) [2 games]  
 Career: 13, Ryan Halla (1993-95) [6 gms/23.1 IP]



## AUBURN IN NCAA SUPER REGIONAL RECORDS

### BATTING

#### AT BATS

Game: 5, six times  
Series: 14, Will Holland (2018) [3 games]

#### RUNS

Game: 1, 11 times  
Series: 2, two times, last by Steven Williams (2018) [3 games]

#### HITS

Game: 2, four times  
Series: 3, three times, last by Will Holland & Josh Anthony (2018) [3 games]

#### RBI

Game: 3, Todd Faulkner vs. Florida St. (6/5/99)  
Series: 4, Todd Faulkner (1999) [2 games]

#### HOME RUNS

Game: 1, two times  
Series: 1, two times, last by S. Williams (2018) [3 games]

#### STOLEN BASES

Game: 2, Mailon Kent vs. Florida St. (6/4/99)

#### BATTING AVERAGE

Series [min. 7 AB]: .429, Gabe Gross (1999)  
[3-for-7 in 2 games]

### PITCHING

#### INNINGS PITCHED

Game: 8.1, Brent Schoening vs. Florida St. (6/5/99)  
Series: 8.1, Brent Schoening vs. Florida St. (1999)

#### STRIKEOUTS

Game: 11, Brent Schoening vs. Florida St. (6/5/99)  
Series: 11, Brent Schoening vs. Florida St. (1999)

#### BASE ON BALLS

Game: 5, Brent Schoening vs. Florida St. (6/5/99)  
5, Hayden Gliemmo vs. Florida St. (6/4/99)  
Series: 5, Brent Schoening vs. Florida St. (6/5/99)  
5, Hayden Gliemmo vs. Florida St. (6/4/99)

### CAREER SUPER REGIONAL STATS

#### TANNER BURNS SUPER REGIONAL STATISTICS

YEAR	ERA	W-L	G/S	IP	H	R	ER	BB	K
2018	1.50	0-0	1/1	6.0	5	1	1	4	3

#### CONOR DAVIS SUPER REGIONAL STATISTICS

YEAR	AVG	GP-GS	AB	R	H	2B	3B	HR	RBI
2018	.333	1-1	3	0	1	0	0	0	0

#### CODY GREENHILL SUPER REGIONAL STATISTICS

YEAR	ERA	W-L	G/S	IP	H	R	ER	BB	K
2018	5.40	1-1	2/0	3.1	3	2	2	1	1

#### WILL HOLLAND SUPER REGIONAL STATISTICS

YEAR	AVG	GP-GS	AB	R	H	2B	3B	HR	RBI
2018	.214	3-3	14	1	3	1	0	0	1

#### EDOUARD JULIEN SUPER REGIONAL STATISTICS

YEAR	AVG	GP-GS	AB	R	H	2B	3B	HR	RBI
2018	.100	3-3	10	1	1	0	0	0	1

#### JUDD WARD SUPER REGIONAL STATISTICS

YEAR	AVG	GP-GS	AB	R	H	2B	3B	HR	RBI
2018	.143	3-2	7	0	1	0	0	0	0

#### STEVEN WILLIAMS SUPER REGIONAL STATISTICS

YEAR	AVG	GP-GS	AB	R	H	2B	3B	HR	RBI
2018	.200	3-3	10	2	2	0	0	1	2

## REMEMBERING ROD AND PAULA BRAMBLETT

Rod Bramblett and his wife, Paula, tragically passed away from injuries suffered in an automobile accident in Auburn on Saturday, May 25. Rod served as Auburn baseball's play-by-play announcer for 27 seasons and has been the Voice of the Auburn Tigers since 2003. Bramblett and his broadcast partner, Andy Burcham, were honored earlier this season for sharing the radio booth at Plainsman Park for the past 25 seasons. Rod and Paula are survived by their two children, Shelby and Joshua.



ROD & PAULA BRAMBLETT

*Forever Auburn Tigers*

**SUPER REGIONAL BRACKET**



**2019 NCAA Division I  
Baseball Championship**

**Regionals**  
May 31 - June 3  
\*Campus or Neutral Sites  
Double Elimination  
First-Round Pairings

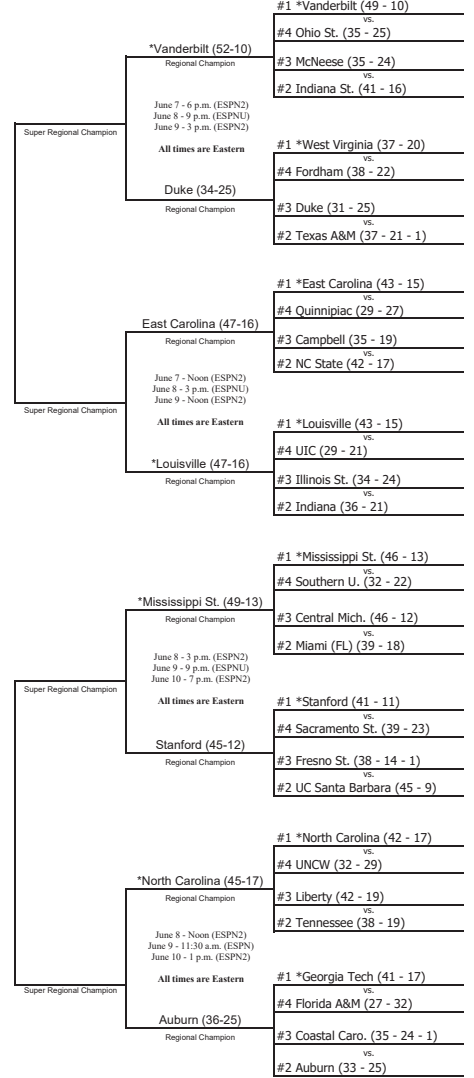

**Super Regionals**  
June 7-9 or June 8-10  
\*Campus or Neutral Sites  
Best-of-Three Games

**Men's College World Series (CWS)**  
June 15-25/26  
Omaha, Nebraska  
Double Elimination  
First-Round Pairings  
Best-of-Three CWS Finals

**Men's College World Series (CWS)**  
June 15-25/26  
Omaha, Nebraska  
Double Elimination  
First-Round Pairings  
Best-of-Three CWS Finals

**Super Regionals**  
June 7-9 or June 8-10  
\*Campus or Neutral Sites  
Best-of-Three Games

**Regionals**  
May 31 - June 3  
\*Campus or Neutral Sites  
Double Elimination  
First-Round Pairings



© 2019 National Collegiate Athletic Association. No commercial use without the NCAA's written permission. The NCAA opposes all forms of sports wagering.

\* Host Institution

**NATIONAL POLLS**

**NEWS & NOTES**

**BASEBALL AMERICA**

May 27

1. UCLA
2. Vanderbilt\*
3. Stanford
4. Arkansas\*
5. Mississippi State\*
6. Georgia\*
7. Georgia Tech\*
8. East Carolina
9. Texas Tech
10. Oklahoma State
11. Louisville
12. Ole Miss\*
13. UC Santa Barbara
14. North Carolina
15. LSU\*
16. Oregon State
17. West Virginia
18. N.C. State
19. Miami
20. Texas A&M\*
21. Fresno State
22. Baylor
23. Creighton
24. Indiana
25. Indiana State

**D1 BASEBALL**

May 27

1. UCLA
2. Vanderbilt\*
3. Mississippi State\*
4. Stanford
5. Arkansas\*
6. Georgia Tech\*
7. Georgia\*
8. Texas Tech
9. Oklahoma State
10. East Carolina
11. Louisville
12. LSU\*
13. West Virginia
14. Ole Miss\*
15. North Carolina
16. Oregon State
17. Miami
18. Texas A&M\*
19. UC Santa Barbara
20. N.C. State
21. Baylor
22. Creighton
23. Indiana State
24. Dallas Baptist
25. California

**USA TODAY**

May 27

1. UCLA
2. Vanderbilt\*
3. Stanford
4. Mississippi State\*
5. Arkansas\*
6. Georgia\*
7. Georgia Tech\*
8. Louisville
9. East Carolina
10. Texas Tech
11. Oklahoma State
12. North Carolina
13. UC Santa Barbara
14. Oregon State
15. West Virginia
16. N.C. State
17. LSU\*
18. Ole Miss\*
19. Texas A&M\*
20. Miami
21. Baylor
22. Tennessee\*
23. Creighton
24. Indiana
25. Dallas Baptist

**NCBWA**

May 27

1. UCLA
2. Vanderbilt\*
3. Stanford
4. Georgia\*
5. Mississippi State\*
6. Texas Tech
7. Georgia Tech\*
8. Arkansas\*
9. Oklahoma State
10. Louisville
11. East Carolina
12. Oregon State
13. North Carolina
14. UC Santa Barbara
15. West Virginia
16. LSU\*
17. Ole Miss\*
18. Texas A&M\*
19. N.C. State
20. Miami
21. Baylor
22. Creighton
23. Fresno State
24. California
25. Tennessee\*
26. Dallas Baptist
27. Arizona State
28. Indiana State
29. Southern Miss
30. Indiana

**PERFECT GAME**

May 27

1. UCLA
2. Vanderbilt\*
3. Stanford
4. Mississippi State\*
5. East Carolina
6. Arkansas\*
7. Georgia Tech\*
8. Georgia\*
9. Oklahoma State
10. Louisville
11. Texas Tech
12. UC Santa Barbara
13. North Carolina
14. Oregon State
15. N.C. State
16. Miami
17. Texas A&M\*
18. West Virginia
19. LSU\*
20. UC Irvine
21. Ole Miss\*
22. Creighton
23. Indiana State
24. Baylor
25. Tennessee\*

**COLLEGIATE BASEBALL**

May 27

1. UCLA
2. Vanderbilt\*
3. Stanford
4. Arkansas\*
5. Mississippi State\*
6. Georgia\*
7. Louisville
8. UC Santa Barbara
9. Oklahoma State
10. East Carolina
11. Georgia Tech\*
12. Oregon State
13. Texas Tech
14. North Carolina
15. N.C. State
16. Central Michigan
17. Baylor
18. Miami
19. LSU\*
20. Florida State
21. Arizona State
22. West Virginia
23. Fresno State
24. Indiana
25. Texas A&M\*
26. California
27. Creighton
28. Southern Miss
29. Ole Miss\*
30. Indiana State

**AUBURN IN THE POLLS**

**BA D1 CB NC PG USA**

Pre.	17	22	23	19	15	20
2/18	18	22	26	22	15	--
2/25	18	21	29	22	15	--
3/4	17	19	27	18	15	18
3/11	17	18	23	17	15	17
3/18	16	12	12	14	7	12

**BA D1 CB NC PG USA**

3/25	18	15	13	13	10	12
4/1	18	15	14	17	10	15
4/8	22	22	23	22	18	19
4/15	24	NR	NR	26	22	23
4/22	20	25	NR	23	19	21
4/29	NR	NR	NR	28	NR	NR
5/6	NR	NR	NR	29	NR	NR

**BA D1 CB NC PG USA**

5/13	NR	NR	NR	NR	NR	NR
5/20	NR	NR	NR	NR	NR	NR
5/27	NR	NR	NR	NR	NR	NR

**AUBURN IN THE NCAA TOURNAMENT**

- Auburn's appearance in the NCAA Tournament is the team's third straight and 22nd overall.
- It marks the first time the Tigers have been to three straight NCAA Tournaments since 2001-03.
- Auburn is 9-4 in the NCAA Tournament under head coach Butch Thompson.
- The team has won six straight regional games, tying a program record previously set from 1994-95.

**SCOUTING THE TAR HEELS**

- North Carolina enters the weekend with a 45-17 overall record after sweeping through the Chapel Hill Regional. The Tar Heels have won their last seven games, capturing the ACC Tournament title and regional title.
- Offensively, the Tar Heels are hitting .273 as a team and lead the country in walks (388). Freshman Aaron Sabato's paces the club with a .341 clip and leads the team in hits (74), doubles (23), home runs (16), RBI (58), total bases (147) and on-base percentage (.452). He was named the Co-National Freshman of the Year by Collegiate Baseball.
- On the mound, North Carolina has turned in a staff ERA of 4.14. Junior Tyler Baum paces the staff with a 7-3 record and 3.95 ERA. Baum was drafted by the Athletics in the second round of the MLB Draft this week.

**SUCCESS ACROSS THE BOARD**

- Auburn is one of four schools in the country to go to a FBS bowl game and make the NCAA Tournament in men's basketball, women's basketball, softball and baseball during the 2018-19 athletic year (Arizona State, Michigan and Mississippi State).
- The Tigers are also one of three programs to win a FBS bowl game and advance to the Sweet 16 in basketball and super regional in baseball (Duke and LSU).

**THREE STRAIGHT 30-WIN SEASONS**

- Auburn has won 36 or more games for the third straight season under Thompson. It marks the first time the program has turned in three straight 36-win seasons since 1999-2001.
- The team's 116 combined wins in the last three seasons are the most since winning 124 games from 1999-2001.

**SCORCHING START**

- Auburn started the season 20-2 and went on a 15-game winning streak from Feb. 24-Mar. 22, outscoring its opponents 105-43 during the stretch.
- The Tigers became the third team in program history to start a season 20-2 or better - joining the 1997 and 1999 teams - and the team's 15-game winning streak was tied for the third longest in program history.

**SWING FOR THE AGES**

- Steven Williams' three-run, walk-off home run against Georgia Tech last Saturday was Auburn's first in the NCAA Tournament since David Ross' walk-off homer in the 1997 Tallahassee Regional, which helped send Auburn to the College World Series.
- It was also Auburn's first walk-off homer since Conor Davis' three-run bomb against South Carolina in 2017.

**WALK-OFF WINNERS**

• Auburn has won five games in walk-off fashion this season, including Williams' aforementioned homer.

- Ga. Southern (2/17): Kason Howell walk (13th)
- Ole Miss (4/20): Conor Davis single (10th)
- Georgia (5/11): Conor Davis single (10th)
- N. Alabama (5/14): Everett Lau single (11th)
- Georgia Tech (6/1): Steven Williams homer (9th)

**FLARE FOR THE DRAMATIC**

• Auburn has played in seven extra-inning games this season, marking the most in a single season in program history.

• Prior to this season, Auburn was 1-8 in extra-inning games under Thompson with the lone winning coming against Kentucky in the SEC Tournament last season.

**ALL-TOURNAMENT TEAM**

• Six Auburn players in Ryan Bliss, Richard Fitts, Bailey Horn, Edouard Julien, Judd Ward and MVP Steven Williams were named to the Atlanta Regional All-Tournament Team.

• It marked the second straight season Julien and Williams earned the recognition.

**IT STARTS AT THE TOP**

• Judd Ward and Ryan Bliss went a combined 11-for-25 (.440) with five runs, one double, one home run and six RBI en route to being named to the Atlanta Regional All-Tournament Team.

• Ward is hitting .400 (10-for-25) with three runs, two doubles one home run and five RBI in the SEC Tournament and NCAA Tournament.

**STARTING TO SWING IT**

• Steven Williams was named the Atlanta Regional MVP after going 6-for-13 with three runs, one double, two home runs and 10 RBI.

• Williams not only hit the aforementioned walk-off homer, but also hit a three-run homer in the opener vs. Coastal Carolina and two-run double that proved to be the difference in the regional final vs. Georgia Tech.

• He went on to be named the Perfect Game/Rawlings National Player of the Week.

• In two regionals, Williams is 14-for-26 with 10 runs, two doubles, one triple, two home runs and 15 RBI.

**YOUNG GUNS**

• Freshmen and sophomores combined to throw 21.2 of the 27.0 innings in Atlanta.

• The group combined to strike out 18 batters and allowed 18 hits and 20 walks while turning in a 2-0 record with a 1.66 ERA and 0.92 WHIP.

**LITTLE MAN, BIG STICK**

• Ryan Bliss was named to the Freshman All-SEC Team after leading Auburn with a .288 average and 24 runs scored in league play.

• Bliss capped off the regular season by hitting .417 in the final three SEC series and leads the team with a .315 average and 23 RBI since the start of April.

**CONOR IN THE CLUTCH**

• Conor Davis has five go-ahead hits this season. Along with the walk-off singles, he hit a grand slam to break a 4-4 tie at UAB, a RBI double to break a 3-3 tie vs. Arkansas and a two-RBI single to break a 1-1 tie at Jacksonville State.

**WILL THE THRILL**

• Will Holland is hitting .367 (22-for-60) with 16 runs, three doubles, five home runs and 14 RBI in the last 16 games.

• Holland drove in the game-tying run with two outs in the ninth inning vs. North Alabama on May 14 and the game-winning run on a double in the 11th inning of the regular season finale at LSU on May 18.

• Seven of Holland's team-high nine home runs this season have come in the last 23 games.

**TURNING POINT**

• Junior catcher Matt Scheffler hit a two-run home run with one out and two strikes in the top of the ninth inning to force extra innings in the regular season finale at LSU on May 18.

• The home run was Scheffler's second of the season and his first since Mar. 9.

• Including that win in the regular season finale, Auburn is 5-2 and has won three straight games for the first time since the end of its 15-game winning streak from Mar. 17-22.

**RUN AT YOUR OWN RISK**

• Judd Ward leads the SEC with eight outfield assists this season, which are more than or as many as nine SEC teams and are the most by an Auburn player since Clete Thomas threw out 10 runners in 2005.

**CANADIAN CRUSHER**

• With two more RBI, Edouard Julien would become the first player since Brian Fletcher in 2009-10 with 50+ RBI in back-to-back seasons.

• Julien broke Frank Thomas' freshman RBI record and led the SEC and all freshmen nationally with 69 RBI a season ago.

• He drove in 101 runs in his first 94 games at Auburn, becoming the fifth fastest Auburn player to reach 100 RBI:

1. Tim Hudson - 78 games
2. Gabe Gross - 86 games
3. Frank Thomas - 89 games
4. Todd Faulkner - 90 games
5. Edouard Julien - 94 games

**MR. RELIABLE**

• Ryan Bliss is the only Auburn player to have played and started in all 61 games this season. • Bliss would become the first Auburn freshman to play and start in every game of his freshman season since Damon Haecker in 2014.

**CARPE DIEM**

• Brody Moore made his first SEC start in the decisive game against Alabama on May 5 and went 3-for-5 with two runs and a RBI.

• He drove in the go-ahead run on a RBI single in the sixth inning to break a 3-3 tie in the game.

• Moore is the son of Brandon Moore, who was a All-SEC shortstop for the Tigers (1991-94) and helped lead Auburn to the College World Series in 1994.

**PERSISTENCE PAYS OFF**

• Devin Warner made his first career start at Jacksonville State on April 23 and went 3-for-4 with a run scored and three RBI.

• Warner also earned a start in the SEC Tournament against LSU and went 1-for-3.

**LATE-INNING LEAD**

• Auburn's loss to LSU in the SEC Tournament marked the team's second when leading after eight innings this season.

• Auburn is 28-1 when leading after seven and 33-2 when leading after eight this season. The Tigers are 113-9 when ahead after seven and 132-8 when ahead after eight under Thompson.

• Conversely, Auburn's walk-off against Georgia Tech in Atlanta was the team's second win when trailing after eighth this year. The Tigers are 10-81 when trailing after seven and 4-86 when trailing after eight under Thompson.

**JACK IS BACK**

• Despite missing four weeks of the season with a shoulder injury, sophomore lefty Jack Owen leads the team with a 2.45 ERA and has posted a 4-2 record in eight starts and 12 appearances this season.

• The California native was named the SEC Pitcher of the Week after turning in a complete-game shutout vs. UTSA on Mar. 9, but went down with shoulder soreness following the opening weekend of SEC play.

• Owen didn't allow a run in 20.2 innings prior to his start vs. Tennessee and set the program record with 28.2 innings without allowing an earned run dating back to last season.

**CONSECUTIVE SCORELESS INNINGS**

Name	Dates	IP
1. Jack Owen	5/22/18-3/16/19	28.2 #
2. John Powell	5/19-6/4/94	27.1 #
3. Keegan Thompson	5/15/15-3/10/17	25.0 #
4. Keegan Thompson	2/17-3/10/17	23.2 ^
5. Tanner Burns	3/1-pres.	23.0
6. Bryan Woodall	2/9-23/07	21.2 # ^
Chris Morrison	3/18-4/2/95	21.2 #
Joe Beckwith	2/26-3/17/96	21.0 ^
9. Jack Owen	2/23-3/17/19	20.2
10. Michael Nix	3/23-4/15/03	20.1

# includes unearned runs | ^ to begin a season



**RECORD-SETTING PERFORMANCE**

- Tanner Burns matched the program record with 15 strikeouts in a complete game shutout against Cincinnati on Mar. 1.
- The Decatur, Alabama, native joined a prestigious list of 15-strikeout performances that includes Casey Mize (2018), Chris Bootcheck (1999), Tim Hudson (1997), John Powell (1994) and Mark Chapman (1986).
- He was named the SEC Pitcher of the Week and National Pitcher of the Week by Collegiate Baseball, Perfect Game and the NCBWA.

**MIDSEASON RECOGNITION**

- Burns was named to the Golden Spikes Award Midseason Watch List, marking the fourth straight season an Auburn player has earned the recognition - Anfernee Grier (2016), Keegan Thompson (2017), and Casey Mize (2017-18)
- He was also named to the Hall of Fame Foundation National Pitcher of the Year Award midseason watch list and a midseason All-American by D1 Baseball and Perfect Game.

**BULL IN THE 'PEN**

- Cody Greenhill leads the team and ranks tied for fifth in the SEC with 11 saves, which are the most by an Auburn player since 2009.
- Seven of Greenhill's 11 saves have come on the road or at a neutral site, including four in SEC road games, and he ranked second in the conference with seven saves in league games.

**FITTS RIGHT IN**

- Richard Fitts was one of six players named to the Atlanta Regional All-Tournament Team after throwing 6.0 scoreless innings of relief in the win against Georgia Tech that sent Auburn to its third straight regional final.
- In his last three outings, the freshman is 1-0 with a 2.20 ERA. He has struck out 17 batters and issued three walks in 16.1 IP.
- Fitts is 4-0 with a 2.56 ERA in 13 relief appearances this season.

**GRAB THE BULL BY THE HORN(S)**

- Bailey Horn was also named to the Atlanta Regional All-Tournament Team after pitching 6.0 scoreless innings in a start in the regional final vs. Georgia Tech.
- Despite a two-hour weather delay, Horn returned to the mound and faced the minimum in his final 3.0 innings.
- Horn also earned the win in the SEC Tournament opener vs. Tennessee and is 2-0 with a 0.90 ERA in his last two outings. He has struck out 10 and issued two walks in 10.0 IP.

**SHUTTING 'EM OUT**

- Auburn ranks fifth in the country with seven shutouts this season.
- The Tigers seven shutouts are two more than last season and are tied for the fifth most in a single-season in program history. The single-season record is nine in 1988.

**15-INNING MARATHON**

- Auburn's 15-inning contest vs. Arkansas is tied for the fourth longest game in program history.
- The game lasted 5:40, which is second in game duration behind the 15-inning Auburn vs. Alabama game in 2017 (6:36).
  1. 20 innings - at Florida (4/22/72)
  2. 17 innings - vs. Arkansas (5/19/94)
  3. 16 innings - at Troy (4/25/07)
  4. 15 innings - vs. Arkansas (4/5/19)
    - 15 innings - vs. Alabama (5/7/17)
    - 15 innings - at Mississippi State (3/22/87)

**STRENGTH OF SCHEDULE**

- Auburn enters the super regional with the toughest strength of schedule in the country, according to Warren Nolan.
- Thirty-eight of the team's 61 games this season have come against opponents in the top 50 of the RPI, which is the second most games in the country.
- The Tigers have played five of the top seven teams in the latest USA TODAY Coaches Poll in a total of 16 games this season.
- The final series of the regular season against LSU marked the ninth ranked team Auburn has played this season, including its eighth series against a ranked opponent.
- Eight of the team's 10 conference series this season also come against NCAA Regional teams from a year ago, including four NCAA Super Regional teams and two teams that advanced to the College World Series in Arkansas and Mississippi State.

**PACKED HOUSE**

- Auburn sold a record number of season tickets in 2019 (2,163), which surpassed its previous record of 1,991 tickets sold a season ago.
- The Tigers welcomed 106,225 fans through the gates of Plainsman Park this season, which ranks 13th in the country and is the fourth highest single season total in program history.
- The team's average attendance of 3,320 is good for 16th in the nation and is the second highest average attendance in program history.

**CORE POWER**

- The Tigers returned 41 home runs between the core trio of Edouard Julien (17), Will Holland (12) and Steven Williams (12). The 41 home runs between the three players were the most among any returning trio in the SEC this season.
- Julien, Holland and Williams also drove in a combined 172 runs last season, totaling 16 more RBI than any other returning trio in the SEC entering this season.

**SUPER SOPHOMORES**

- Auburn had four Freshman All-America and SEC All-Freshman Team honorees a season ago in Tanner Burns, Cody Greenhill, Edouard Julien and Steven Williams.
- The four freshmen All-Americans were the most in program history and tied with Vanderbilt for the most in the country last year.

**THE GABE GROSS EFFECT**

- In its first season under hitting coach Gabe Gross in 2018, Auburn set a program record for hit-by-pitches (84) and ranked in the top 10 in program history in a number of additional offensive categories.
  - Home runs: 73; 5th
  - Walks: 309; 5th
  - RBI: 423; 8th
  - Runs: 467; 8th
  - Extra-base hits: 201; 10th
  - Total bases: 977; 10th

**PRESEASON RECOGNITION**

- Burns and Holland garnered a wealth of preseason recognition, including becoming the first Auburn duo to be named to the Golden Spikes Award preseason watch list in the same season.
- Burns: Preseason First Team All-SEC, Golden Spikes Award preseason watch list, Second Team Preseason All-American by D1 Baseball, Third Team Preseason All-American by Collegiate Baseball.
- Holland: Golden Spikes Award preseason watch list, Second Team Preseason All-American by Perfect Game, Third Team All-American by D1 Baseball and NCBWA.

**BIG LEAGUE TIGERS**

- In 2018, former Auburn pitcher Trey Wingenter became the 51st player in Auburn history to appear in the Major Leagues. He made his MLB debut for the San Diego Padres on Aug. 7, 2018.
- Wingenter was one of three former Tigers to open the 2019 season on a big league roster, joining Josh Donaldson (Braves) and Garrett Cooper (Marlins). Grant Dayton also appeared for the Braves this season but is currently with Gwinnett in Triple-A.

**TAKE 'EM TO SCHOOL**

- Auburn has 11 players on its team that chose to attend Auburn rather than sign a professional contract, including four freshmen from the 2018 draft in June.

Player	Year	Round	Team
Ryan Bliss	2018	30th	Boston
Tanner Burns	2017	37th	NY (AL)
Davis Daniel	2018	11th	Milwaukee
	2016	34th	Chicago (NL)
Peyton Glavine	2017	37th	LA (AL)
Ryan Hoerter	2017	36th	Pittsburgh
Kason Howell	2018	20th	Boston
Edouard Julien	2017	37th	Philadelphia
Garrett Wade	2018	38th	Tampa Bay
Devin Warner	2018	30th	Arizona
Ryan Watson	2016	39th	LA (NL)
Steven Williams	2017	35th	NY (AL)

**THE LAST TIME...**

**BATTING SUPERLATIVES**

5 hits in a game Anfernee Grier at Kennesaw St. [5-for-6] (4/12/16)  
 6 hits in a game Tyler Johnstone vs. Elon [6-for-7, 2B, 3B] (2/25/05)

Reached base 6 times Edouard Julien vs. Alabama A&M [3-3, 1 BB, 2 HBP] (4/3/18)

**4 runs in a game** Ryan Bliss vs. #7 Georgia (G2 - 5/11/19)  
 5 runs in a game Edouard Julien vs. Alabama A&M (4/3/18)  
 6 runs in a game never

**10-game hitting streak** Connor Davis, 10 games (4/19-5/7)  
 Matt Scheffler, 10 games (4/18-5/7)  
 Jonah Todd, 16 games, (4/8-5/7/17)  
 A. Grier, 22 games, (5/31/15-3/22/16)  
 Justin Fradejas, 27 games (3/23-5/7/10)  
 Casey Dunn, 31 games (2/22 [G1]-4/15/97)

15-game hitting streak  
 20-game hitting streak  
 25-game hitting streak  
 30-game hitting streak

3 doubles in a game Jordan Ebert vs. Southern (2/26/16)  
 4 doubles in a game Ken Dempsey vs. Georgia (1971)

2 triples in a game Jay Gonzalez vs. Alabama State (2/28/12)  
 3 triples in a game never

**2 home runs in one game** Connor Davis vs. #17 Ole Miss (4/19/19)  
 3 home runs in one game Tony Caldwell at Kentucky (4/9/11)

7 RBI in a game Steven Williams vs. Longwood (2/17/18)  
 8 RBI in a game Justin Bryant at Georgia (3/19/10)  
 9 RBI in a game Hunter Morris at Georgia (3/21/10)  
 10 RBI in a game Bob Berry vs. Huntington (4/15/82)

**Grand slam home run** Connor Davis at UAB (3/20/19)  
**Inside-the-park home run** Edouard Julien vs. Georgia Southern (2/17/19)  
 HR to begin game Will Holland at #5 Ole Miss (5/12/18)  
 Two HR in one inning Dan Glevenyak at Jacksonville State (8th) (5/7/13)  
**HR in consecutive at-bats** Edouard Julien vs. Alabama A&M (2/20/19)  
**HR in three consecutive at-bats** Edouard Julien vs. Alabama A&M at UCF (2/20-22/19)  
**HR in consecutive games** Steven Williams vs. at UCF/Cincinnati (2/24-3/1/19)  
 HR in three consecutive games Brendan Venter (5/5-7/18)  
 HR in three consecutive SEC games Trent Mummy (4/17-23/10)  
 HR in four consecutive games Joseph Sanders (5/10-15/08)  
 HR in four consecutive SEC games Mike Bianucci (5/2-9/08)  
 HR in five consecutive games Tim Lemons (4/6-10/85)

**Walk-off HR** Steven Williams at #7 Georgia Tech (6/1/19)  
 Pinch-hit HR Edouard Julien vs. BYU (G1 - 3/3/18)  
 Pinch-hit grand slam Edouard Julien vs. BYU (G1 - 3/3/18)  
 HR in first at-bat of season Steven Williams vs. Longwood (2/17/18)  
 HR in both games of DH Dylan Ingram at #7 Mississippi St. (4/29/17)

Hit for the cycle Clete Thomas [3B, 1B, 1B, HR, 2B] vs. Arkansas (4/3/05)

Hit from both sides of plate Damon Haecker [5th inn.]  
 in same inning vs. Jacksonville St. (3/15/17)  
**Two hits in same inning** Will Holland [1B, HR] vs. Alabama (5/5/19)

Stole home Justin Hargett vs. Davidson (Gm 2) [4th] (G1 - 3/3/10)  
**Stole two bases in a game** Ryan Bliss vs. Alabama (5/5/19)  
 Stole three bases in a game Anfernee Grier vs. Southern (2/26/16)

**Hit by a pitch 2 times in a game** Will Holland at #4 Vanderbilt (2) (4/25/19)  
 Hit by a pitch 3+ times in a game Dan Glevenyak at Alabama (4) (4/11/14)

Scored 20 or more runs 20 at Alabama (G2 - 4/21/18)  
 Scored 25 or more runs 25 vs. Longwood (2/17/18)  
 Scored 30 or more runs 32 vs. Troy (3/2/94)

**Scored 5 runs in an Inning** 5, vs. Coastal Carolina (8th) (5/31/19)  
**Scored 6 runs in an Inning** 6, at Jacksonville State (7th) (4/23/19)  
**Scored 7 runs in an Inning** 7, at #4 Mississippi State (4th) (3/24/19)  
**Scored 8 runs in an Inning** 8, at UAB (5th) (3/19/19)  
**Scored 9 runs in an Inning** 9, vs. Alabama (9th) (5/5/19)  
 Scored 10+ runs in an Inning 11, at Alabama (8th) (G1 - 4/21/18)  
 Recorded 10+ hits in an Inning 11, vs. Furman (5th) (2/12/00)  
 Scored in every inning vs. Coppin State (3/18/14)

**Recorded 15-19 hits** 18, vs. Coastal Carolina (5/31/19)  
**Recorded 20 or more hits** 21, at #4 Mississippi State (3/24/19)

Hit 3 or more home runs in an inning 3, vs. Northeastern (6th) (G1 - 3/10/18)  
**Hit 3 or more home runs in a game** 3, vs. #17 Ole Miss (4/19/19)  
 Hit 5 or more home runs in a game 6, vs. Northeastern (G1 - 3/10/18)  
 Hit 7 or more home runs in a game 7, vs. Mississippi State (5/8/10)  
**Hit back-to-back home runs** S. Williams & R. Woley at #4 Mississippi State (6th) (3/22/19)  
 Hit back-to-back-to-back home runs B. Fletcher, H. Morris & K. Patterson vs. Mississippi State (5th) (5/8/10)

Had 5 doubles 5, vs. N.C. State (6/3/18)  
 Had 6 doubles 6, vs. Georgia Tech (3/13/18)  
 Had 7 doubles 7, vs. Alabama A&M (3/1/16)  
 Had 8 doubles 8, vs. BYU (G1 - 3/3/18)  
 Had 9+ doubles 10, vs. Tennessee (5/15/10)

Stole 5 bases in a game 5, vs. Bethune-Cookman (5/6/14)  
**Stole 6 bases in a game** 6, vs. #21 Tennessee (3/17/19)  
 Stole 7 bases in a game 7, vs. Presbyterian (5/8/12)  
 Stole 8 bases in a game 8, vs. Alcorn State (2/22/12)

**Walked 10+ times** 11, vs. #9 Arkansas (G2 - 4/5/19)  
 Did not strike out in a game vs. Belmont (3/11/12)

**PITCHING SUPERLATIVES**

**INDIVIDUAL**  
 Nine-inning no-hitter Casey Mize vs. Northeastern (3/9/18)  
 Nine-inning no-hitter (combined) Mike Mueller [2.0], Lee Carter [1.0],  
 Brandon Channell [1.0], Reid Price [1.0], Andrew Skinner [1.0], Arnold  
 Hughey [1.0], Ken Clayton [1.0], Cory Duettt [0.2], Sean Jones [0.1]  
 vs. UAB (3/19/02)

Seven-inning no-hitter Jason Johnson vs. LaGrange College (4/30/91)

Nine-inning perfect game Eric Brandon vs. Murray State (3/2/02)  
 Seven-inning perfect game Jason Johnson vs. LaGrange College (4/30/91)

Nine-inning one-hitter (individual) Keegan Thompson vs. Presbyterian (3/1/14)  
 Nine-inning one-hitter (combined) Justin Camp [6.2], Terrance Dedrick [1.1],  
 Jay Wade [0.2], Rocky McCord [0.1], at Kennesaw St. (3/11/14)  
 Kevin Davis [3.2], Jacob Milliman [1.1], vs. Radford  
 (2/22/15)

Five-inning one-hitter Kevin Davis [3.2], Jacob Milliman [1.1], vs. Radford  
 (2/22/15)

**Nine-inning two-hitter** Tanner Burns [9.0] vs. Cincinnati (3/1/19)

**Complete game** Jack Owen vs. UTSA (3/9/19)  
**Complete game shutout** Jack Owen vs. UTSA (3/9/19)  
 Consecutive complete games K. Thompson vs. Arkansas & LSU (4/4 & 4/11/15)

**Struck out 10 batters** 10 by Tanner Burns vs. UTSA (3/8/19)  
 Struck out 11 batters 11 by Casey Mize vs. Army (6/2/18)  
 Struck out 12 batters 12 by Casey Mize at Kentucky (3/23/18)  
 Struck out 13 batters 13 by Casey Mize vs. Texas A&M (3/16/18)  
**Struck out 15 batters** 15 by Tanner Burns vs. Cincinnati (3/1/19)

**TEAM**  
**Struck out 15+ batters** Garrett Wade [8], Kyle Gray [2],  
 Elliott Anderson [6] at South Alabama (3/12/19)  
**Struck out 20+ batters** Brooks Fuller [4], Ryan Watson [4], Elliott Anderson [3],  
 Cody Greenhill [4], Carson Skipper [3], Garrett Wade [2] vs. #9 Arkansas (4/5/19)  
 Struck out 15 batters consecutive games vs. Ga State, at Missouri (4/5-7/16)  
**Shut out an opponent** 7-0 at #12 Texas A&M (4/13/19)  
**Consecutive shutouts** 6-0 vs. UTSA / 5-0 vs. UTSA (3/8-9/19)  
**Three straight shutouts** 2-0 vs. UT Martin / 6-0 vs. UTSA / 5-0 vs. UTSA (3/6-9/19)  
**Shut out an SEC opponent** 7-0 at #12 Texas A&M (4/13/19)  
**Shut out an SEC opponent on the road** 7-0 at #12 Texas A&M (4/13/19)  
 Consecutive SEC shutouts 5-0 and 4-0 at Miss. State (3/27-28/15)  
 Consecutive SEC shutouts on the road 5-0 and 4-0 at Miss. State (3/27-28/15)  
**Was shut out** 4-0 at #12 Texas A&M (4/12/19)  
 Was held to one hit vs. #24 Missouri (4/1/18)  
 Was no hit vs. #13 Arkansas (5/25/17)

**FIELDING SUPERLATIVES**  
**2 errors in a game** Will Holland at #7 Georgia Tech (6/1/19)  
 3 errors in a game Luke Jarvis vs. Presbyterian (3/11/17)  
 4 errors in a game Brett Burnham at Alabama (4/5/00)

**3 double plays turned in a game** vs. Alabama (5/3/19)  
 4 double plays turned in a game vs. Georgia Tech (4/4/17)  
 5 double plays turned in a game never

Triple play (Auburn) vs. Memphis (5/22/78)  
 Triple play (Opponent) at Florida [4th] (3/15/08)

Threw a runner out at HP to end game Will Holland vs. Presbyterian (3/12/17)

**MISC. SUPERLATIVES**  
**Won 10 or more consecutive games** 15 (2/24-3/22)  
**Won 15 or more consecutive games** 15 (2/24-3/22)  
 Won 8 or more consecutive SEC games 9 (4/1-21/95)  
 Lost 5 or more consecutive games 7 (5/6-5/13/17)

Home winning streak 21 (1964-66)  
 Road winning streak 14 (1967/1995)  
 Season-opening winning streak 17 (2/7-3/5/97)

**Extra-innings victory** 5-4, 11 innings at #20 LSU (5/18/19)  
**Extra-innings loss** 6-9, 15 innings vs. #9 Arkansas (G2 - 4/5/19)

**Swept a 3-game series** vs. #21 Tennessee (3/15-17/19)  
 Swept a road series at Alabama (4/20-21/18)  
 Swept a road SEC series at Alabama (4/20-21/18)  
**Swept a SEC series** vs. #21 Tennessee (3/15-17/19)  
 Swept a 4-game series Maine (2/15-17/13)  
**Swept a doubleheader** vs. UTSA (3/9/19)

**Allowed 3 runs or fewer in a series** 3 vs. UTSA (3/8-9/19)  
 Allowed 3 runs or fewer in a SEC series 3 vs. Miss. State (3/27-29/15)  
**Allowed 4 runs or fewer in a series** 3 vs. UTSA (3/8-9/19)  
 Allowed 4 runs or fewer in a SEC series 4 vs. Georgia (4/23-25/15)  
 Allowed 3 runs or fewer in a road series 3 vs. Miss. State (3/27-29/15)  
 Allowed 3 runs or fewer in a SEC road series 3 vs. Miss. State (3/27-29/15)

Overcome a deficit of 7+ runs 7 runs, [7-0, 12-8] vs. Florida A&M (2/22/17)

Won a 1-0 game vs. Mercer (5/30/15) [NCAA Regional]  
 Lost a 1-0 game vs. Ohio State (2/15/14)

**Walk-off win** at #7 Georgia Tech (9 inn.) (6/1/19)  
**Walk-off loss** vs. #17 LSU (9 inn.) (5/23/19)

# HITTER PROFILES

## 9 • RYAN BLISS IF

5-9 • 165 • FR • LaGrange, Ga. • Troup County

- Was one of three position players in the league to be named to the SEC All-Freshman team
- Named to the Atlanta Regional All-Tournament Team after going 6-for-13 with three runs, a homer and five RBI
- Leads the team with a .315 average since the start of April

**CAREER STATISTICS**

YEAR	AVG	GP-GS	AB	R	H	2B	3B	HR	RBI	SB-A
2019	.279	61-61	226	44	63	10	1	3	37	11-13

**SEASON HIGHS**  
**At Bats:** 5, 10 times  
**Runs:** 4, vs. Georgia (5/11)  
**Hits:** 3, four times  
**Doubles:** 1, 10 times  
**HR:** 1, three times  
**RBI:** 4, vs. Alabama (5/5)

## 24 • CONOR DAVIS DH

6-3 • 227 • JR • Roswell, Ga. • Blessed Trinity

- Has a pair of 10th-inning, walk-off singles this season - vs. Ole Miss (4/20) and vs. Georgia (5/11)
- Has turned in career highs in runs, hits and home runs

**CAREER STATISTICS**

YEAR	AVG	GP-GS	AB	R	H	2B	3B	HR	RBI	SB-A
2017	.282	52-38	163	22	46	11	0	1	29	1-4
2018	.268	53-47	164	26	44	9	0	2	34	3-6
2019	.276	58-57	232	31	64	10	1	7	33	2-2
TOTAL	.275	163-142	559	79	154	30	1	10	96	6-12

**CAREER HIGHS**  
**At Bats:** 8, vs. Alabama (5/7/17)  
**Runs:** 3, vs. Longwood (2/17/18)  
**Hits:** 3, eight times  
**Doubles:** 2, at Texas A&M (4/9/17)  
**HR:** 2, vs. Ole Miss (4/19/19)  
**RBI:** 5, vs. Vanderbilt (5/6/18)

**SEASON HIGHS**  
**At Bats:** 6, vs. CCU (5/31)  
**Runs:** 2, six times  
**Hits:** 3, four times  
**Doubles:** 1, 10 times  
**HR:** 2, vs. Ole Miss (4/19)  
**RBI:** 4, two times

## 17 • WILL HOLLAND IF

5-11 • 185 • JR • Lawrenceville, Ga. • Collins Hill

- Went 4-for-10 with four runs and two RBI in Atlanta
- Drove in the game-winning run on a double in the 11th inning of the series finale at LSU (5/18)
- Seven of his home runs and 14 of his RBI have come in the last 23 games

**CAREER STATISTICS**

YEAR	AVG	GP-GS	AB	R	H	2B	3B	HR	RBI	SB-A
2017	.209	45-41	134	23	28	7	1	3	18	4-4
2018	.313	66-65	249	61	78	18	0	12	52	9-11
2019	.248	59-59	214	45	53	9	0	9	30	14-17
TOTAL	.266	170-165	597	129	159	34	1	24	100	27-32

**CAREER HIGHS**  
**At Bats:** 6, three times  
**Runs:** 4, at Alabama (4/21 - G2)  
**Hits:** 4, two times  
**Doubles:** 2, two times  
**HR:** 2, two times  
**RBI:** 4, two times

**SEASON HIGHS**  
**At Bats:** 6, vs. UT Martin (3/5)  
**Runs:** 3, two times  
**Hits:** 4, vs. UT Martin (3/5)  
**Doubles:** 1, nine times  
**HR:** 1, nine times  
**RBI:** 3, vs. Alabama (5/5)

## 16 • KASON HOWELL OF

6-0 • 185 • FR • Argyle, Texas • Liberty Christian

- Collected a hit in all three regional games and went 4-for-12 with four runs scored and a double

**CAREER STATISTICS**

YEAR	AVG	GP-GS	AB	R	H	2B	3B	HR	RBI	SB-A
2019	.261	58-58	207	29	54	9	0	0	26	14-16

**SEASON HIGHS**  
**At Bats:** 6, at Mississippi State (3/24)  
**Runs:** 3, vs. Alabama A&M (2/19)  
**Hits:** 3, two times  
**Doubles:** 1, nine times  
**RBI:** 3, vs. UTSA (3/9)

## 10 • EDOUARD JULIEN IF

6-2 • 195 • SO • Quebec City, Quebec • Cardinal-Roy

- Was named to the SEC All-Tournament Team after going 3-for-10 with a run, double and three RBI
- Is the first Auburn player with 40+ RBI in back-to-back seasons since 2010-11 and would become the first player with 50+ RBI in back-to-back years since 2009-10

**CAREER STATISTICS**

YEAR	AVG	GP-GS	AB	R	H	2B	3B	HR	RBI	SB-A
2018	.275	62-59	207	47	57	7	0	17	69	7-10
2019	.239	60-60	218	46	52	14	1	8	48	3-5
TOTAL	.256	122-119	425	93	109	21	1	25	117	10-15

**CAREER HIGHS**  
**At Bats:** 7, vs. Arkansas (4/5/19)  
**Runs:** 5, vs. Alabama A&M (4/3/18)  
**Hits:** 3, five times  
**Doubles:** 2, Alabama A&M (4/3/18)  
**HR:** 2, vs. Alabama A&M (2/20/19)  
**RBI:** 4, seven times

**SEASON HIGHS**  
**At Bats:** 7, vs. Arkansas (4/5)  
**Runs:** 3, three times  
**Hits:** 3, two times  
**Doubles:** 1, 14 times  
**HR:** 2, vs. Alabama A&M (2/20)  
**RBI:** 4, vs. Ole Miss (4/18)

## 2 • EVERETT LAU IF/OF

5-10 • 185 • JR • Oahu, Hawaii • College of San Mateo

- Delivered the pinch-hit, walk-off single in the 11th inning vs. North Alabama (5/14)
- Two-time Golden Gate League First Team All-Conference

**CAREER STATISTICS**

YEAR	AVG	GP-GS	AB	R	H	2B	3B	HR	RBI	SB-A
2017*	.381	33-42	126	38	48	9	4	0	32	--
2018*	.381	45-45	181	48	69	17	2	4	45	--
2019	.250	19-8	40	7	10	2	0	1	8	1-1

**SEASON HIGHS**  
**At Bats:** 6, vs. UT Martin (3/5)  
**Runs:** 2, two times  
**Hits:** 3, vs. UT Martin (3/5)  
**Doubles:** 1, two times  
**HR:** 1, vs. UT Martin (3/5)  
**RBI:** 5, vs. UT Martin (3/5)  
**\*JUCO**

## 19 • BRODY MOORE IF

6-0 • 185 • FR • Oneonta, Ala. • Oneonta

- Went 3-for-5 with two runs and one RBI in his first SEC start in the series finale vs. Alabama (5/5)
- Is the son of former Auburn All-SEC shortstop Brandon Moore (1991-94)

**CAREER STATISTICS**

YEAR	AVG	GP-GS	AB	R	H	2B	3B	HR	RBI	SB-A
2019	.333	13-4	27	6	9	1	1	0	4	0-1

**SEASON HIGHS**  
**At Bats:** 5, vs. Alabama (5/5)  
**Runs:** 2, two times  
**Hits:** 3, vs. Alabama (5/5)  
**Doubles:** 1, at Jacksonville State (4/23)  
**RBI:** 1, four times

## 6 • MATT SCHEFFLER C

6-2 • 190 • JR • Kirkland, Wash. • Pierce

- Hit the game-tying, two-run HR in the top of the ninth inning in the series finale at LSU (5/18)
- Recorded a hit in a team-high 14 straight SEC games and reached base in 19 straight conference contests entering the series vs. Georgia
- 2018 Tacoma Athletic Commission Player of the Year

**CAREER STATISTICS**

YEAR	AVG	GP-GS	AB	R	H	2B	3B	HR	RBI	SB-A
2017*	.349	36-36	126	26	44	5	1	2	19	--
2018*	.369	42-42	160	51	59	12	2	1	22	--
2019	.266	56-54	199	30	53	11	0	2	26	5-6

**SEASON HIGHS**  
**At Bats:** 6, at Mississippi State (3/24)  
**Runs:** 2, four times  
**Hits:** 3, at UCF (2/24)  
**Doubles:** 1, 11 times  
**HR:** 1, two times  
**RBI:** 3, vs. Georgia (5/11)  
**\*JUCO**

## 1 • JUDD WARD OF

6-1 • 195 • SO • Russellville, Ala. • Russellville

- Named to the Atlanta Regional All-Tournament Team after going 5-for-12 with two runs, a double and RBI
- Leads the team with a .400 average (10-for-25) between the SEC Tournament and Atlanta Regional
- Has a league-high eight outfield assists this season

**CAREER STATISTICS**

YEAR	AVG	GP-GS	AB	R	H	2B	3B	HR	RBI	SB-A
2018	.250	37-21	84	9	21	2	1	0	8	0-2
2019	.288	61-60	233	39	67	12	2	4	31	5-7
TOTAL	.278	98-81	317	48	88	14	3	4	39	5-9

**CAREER HIGHS**  
**At Bats:** 7, vs. Arkansas (4/5/19)  
**Runs:** 3, at Jacksonville State (4/23/19)  
**Hits:** 3, six times  
**Doubles:** 2, at Vanderbilt (4/25/19)  
**HR:** 1, four times  
**RBI:** 4, at Mississippi State (3/24/19)

**SEASON HIGHS**  
**At Bats:** 7, vs. Arkansas (4/5)  
**Runs:** 3, at JSU (4/23)  
**Hits:** 3, six times  
**Doubles:** 2, at VU (4/25)  
**HR:** 1, four times  
**RBI:** 4, at MSU (3/24)

## 3 • DEVIN WARNER OF

6-3 • 205 • FR • Cartersville, Ga. • Cartersville

- Drew a start in the final game in Hoover and went 1-for-3
- Made his first career start at JSU (4/23) and went 3-for-4 with a run and three RBI

**CAREER STATISTICS**

YEAR	AVG	GP-GS	AB	R	H	2B	3B	HR	RBI	SB-A
2019	.267	10-2	15	1	4	0	0	0	3	0-0

**SEASON HIGHS**  
**At Bats:** 4, at Jacksonville State (4/23)  
**Runs:** 1, at Jacksonville State (4/23)  
**Hits:** 3, at Jacksonville State (4/23)  
**RBI:** 3, at Jacksonville State (4/23)

## 41 • STEVEN WILLIAMS OF

6-3 • 216 • SO • Albany, Ga. • Deerfield-Windsor

- Named the Atlanta Regional MVP after going 6-for-13 with three runs, a double, two home runs and 10 RBI
- Hit a walk-off, three-run home run against Georgia Tech to send Auburn to the regional final
- Went 4-for-5 with a homer and five RBI in the opener

**CAREER STATISTICS**

YEAR	AVG	GP-GS	AB	R	H	2B	3B	HR	RBI	SB-A
2018	.291	65-65	244	54	71	10	1	12	51	1-1
2019	.241	60-59	216	36	52	7	2	8	33	3-3
TOTAL	.267	125-124	460	90	123	17	3	20	84	4-4

**CAREER HIGHS**  
**At Bats:** 6, two times  
**Runs:** 4, two times  
**Hits:** 4, four times  
**Doubles:** 2, vs. BYU (G1 - 3/3/18)  
**HR:** 1, 20 times  
**RBI:** 7, vs. Longwood (2/17/18)

**SEASON HIGHS**  
**At Bats:** 6, vs. Arkansas (4/5)  
**Runs:** 3, vs. Cincinnati (3/2)  
**Hits:** 4, vs. CCU (5/31)  
**Doubles:** 1, seven times  
**HR:** 1, eight times  
**RBI:** 5, vs. CCU (5/31)

## 4 • RANKIN WOLEY IF

6-0 • 210 • JR • Atlanta, Ga. • Chattahoochee Valley

- Went 5-for-13 with four runs, a double and four RBI in the Atlanta Regional
- Drove in a run in all three games and ranks second on the team with 40 RBI
- Named a 2018 NJCAA First Team All-American and the Alabama Community College Conference Player of the Year

**CAREER STATISTICS**

YEAR	AVG	GP-GS	AB	R	H	2B	3B	HR	RBI	SB-A
2017^	.267	26-8	45	8	12	4	1	0	5	0-0
2018*	.460	60-60	202	58	93	27	1	11	93	1-1
2019	.278	59-59	234	33	65	16	1	3	40	2-2

**CAREER HIGHS**  
**At Bats:** 7, vs. Arkansas (4/5/19)  
**Runs:** 3, vs. Gulf Coast State (3/2/18)\*  
**Hits:** 4, two times\*  
**Doubles:** 3, vs. Faulkner (2/17/18)\*  
**HR:** 2, vs. Miami Dade (2/10/18)\*  
**RBI:** 5, at Wallace-Selma (4/21/18)  
**^at LSU**  
**\*JUCO**

**SEASON HIGHS**  
**At Bats:** 7, vs. Arkansas (4/5)  
**Runs:** 2, seven times  
**Hits:** 3, two times  
**Doubles:** 2, two times  
**HR:** 1, three times  
**RBI:** 3, three times

# PITCHER PROFILES

## 14 • ELLIOTT ANDERSON LHP

- 6-3 • 212 • JR • Cartersville, Ga. • Cartersville
- Earned the win in the regional opener vs. CCU (5/31)
  - Started back-to-back games at LSU (5/16) and in the SEC Tournament vs. Tennessee (5/21)
  - Leads the team with 26 appearances, including 23 in relief

### CAREER STATISTICS

YEAR	ERA	W-L	G/S	IP	H	R	ER	BB	K	BAA
2017	6.39	1-0	14/0	12.2	20	9	9	8	9	.370
2018	3.64	5-0	24/0	29.2	25	18	12	15	32	.229
2019	4.42	6-2	26/3	59.0	59	35	29	27	63	.255
TOTAL	4.44	12-2	64/3	101.1	104	62	50	50	104	.264

### CAREER HIGHS

**Innings:** 4.2, at Texas A&M (4/14/19)  
**Hits:** 8, at LSU (5/16/19)  
**Runs:** 5, three times  
**Earned Runs:** 4, four times  
**Strikeouts:** 7, two times  
**Walks:** 4, vs. Tennessee (5/21/19)  
**Pitches:** 78, vs. Tennessee (5/21/19)

### SEASON HIGHS

**Innings:** 4.2, at TAMU (4/14)  
**Hits:** 8, at LSU (5/16)  
**Runs:** 5, three times  
**Earned Runs:** 4, three times  
**Strikeouts:** 7, vs. GS (2/15)  
**Walks:** 4, vs. UT (5/21)  
**Pitches:** 78, vs. UT (5/21)

## 32 • TANNER BURNS RHP

- 6-0 • 205 • SO • Decatur, Ala. • Decatur
- Has turned in a team and career high in strikeouts
  - Missed two of his last four starts with shoulder soreness
  - Named to the Golden Spikes Award Midseason Watch List and a Midseason All-American by D1 Baseball and PG

### CAREER STATISTICS

YEAR	ERA	W-L	G/S	IP	H	R	ER	BB	K	BAA
2018	3.01	7-4	17/17	86.2	73	41	29	37	77	.225
2019	2.81	4-3	14/14	77.0	62	32	24	20	97	.217
TOTAL	2.91	11-7	31/31	163.2	135	73	53	57	174	.221

### CAREER HIGHS

**Innings:** 9.0, vs. Cincinnati (3/1/19)  
**Hits:** 7, three times  
**Runs:** 5, two times  
**Earned Runs:** 4, two times  
**Strikeouts:** 15, vs. Cincinnati (3/1/19)  
**Walks:** 4, three times  
**Pitches:** 115, at South Carolina (3/29/19)

### SEASON HIGHS

**Innings:** 9.0, vs. UC (3/1)  
**Hits:** 7, two times  
**Runs:** 5, three times  
**Earned Runs:** 4, at MSU (3/22)  
**Strikeouts:** 15, vs. UC (3/1)  
**Walks:** 4, at VU (4/25)  
**Pitches:** 115, at SC (3/29)

## 43 • RICHARD FITTS RHP

- 6-23 • 185 • FR • Helena, Ala. • Helena
- Named to the Atlanta Regional All-Tournament Team after pitching 6.0 scoreless innings at GT (6/1)
  - Pitched a season-high 6.1 innings and struck out a season-high eight batters in relief vs. UNA (5/14)
  - Is 4-0 with a 2.56 ERA in 13 relief appearances

### CAREER STATISTICS

YEAR	ERA	W-L	G/S	IP	H	R	ER	BB	K	BAA
2019	5.02	4-3	18/5	52.0	66	29	29	13	41	.310

### SEASON HIGHS

**Innings:** 6.1, vs. North Alabama (5/14)  
**Hits:** 7, two times  
**Runs:** 5, vs. Arkansas (4/6)  
**Earned Runs:** 5, vs. Arkansas (4/6)  
**Strikeouts:** 8, vs. North Alabama (5/14)  
**Walks:** 3, vs. Arkansas (4/6)  
**Pitches:** 84, at GT (6/1)

## 18 • BROOKS FULLER LHP

- 6-12 • 215 • FR • Auburn, Ala. • Auburn
- Made six SEC starts and ranked second on the team with a 3.82 ERA in league play
  - Recorded the final out in the series finale at LSU (5/18)
  - Named the 2018 ASWA Pitcher and Player of the Year

### CAREER STATISTICS

YEAR	ERA	W-L	G/S	IP	H	R	ER	BB	K	BAA
2019	4.50	2-2	20/8	44.0	39	30	22	35	36	.239

### SEASON HIGHS

**Innings:** 6.0, at Texas A&M (4/13)  
**Hits:** 5, vs. Ole Miss (4/20)  
**Runs:** 4, two times  
**Earned Runs:** 4, vs. North Alabama (5/14)  
**Strikeouts:** 6, vs. Ole Miss (4/20)  
**Walks:** 4, two times  
**Pitches:** 93, at Texas A&M (4/13)

## 23 • PEYTON GLAVINE LHP

- 5-11 • 176 • SO • Alpharetta, Ga. • Blessed Trinity
- Didn't allow a run and struck out seven batters in his first five appearances and 4.0 IP this season

### CAREER STATISTICS

YEAR	ERA	W-L	G/S	IP	H	R	ER	BB	K	BAA
2018	27.00	0-0	5/0	3.0	10	9	9	2	5	.526
2019	5.62	1-0	9/0	8.0	10	5	5	8	12	.294
TOTAL	11.45	1-0	14/0	11.0	20	14	14	10	17	.377

### CAREER HIGHS

**Innings:** 1.2, two times  
**Hits:** 5, vs. Northeastern (3/10/18)  
**Runs:** 6, vs. Northeastern (3/10/18)  
**Earned Runs:** 6, vs. Northeastern (3/10/18)  
**Strikeouts:** 3, vs. Longwood (2/17/18)  
**Walks:** 2, two times  
**Pitches:** 35, vs. AAMU (2/20/19)

### SEASON HIGHS

**Innings:** 1.2, two times  
**Hits:** 3, two times  
**Runs:** 1, two times  
**Earned Runs:** 1, two times  
**Strikeouts:** 2, five times  
**Walks:** 2, two times  
**Pitches:** 35, vs. AAMU (2/20)

## 36 • KYLE GRAY LHP

- 5-10 • 205 • R-JR • Austin, Texas • Blinn
- Earned the start in the SEC Tournament vs. Vandy (5/22) and has turned in a 1.08 ERA in his last four appearances and 8.1 innings pitched
  - Earned the win after throwing 2.2 IP and matching a season high with three strikeouts vs. UNA (5/14)

### CAREER STATISTICS

YEAR	ERA	W-L	G/S	IP	H	R	ER	BB	K	BAA
2017*	7.85	0-0	11/--	18.1	27	16	16	9	25	--
2018*	2.73	7-1	12/--	66.0	56	25	20	19	91	--
2019	4.98	2-4	15/3	21.2	21	14	12	16	17	.250

### CAREER HIGHS

**Innings:** 7.0, four times\*  
**Hits:** 9, at Alvin (4/20/18)\*  
**Runs:** 6, two times\*  
**Earned Runs:** 6, two times\*  
**Strikeouts:** 12, vs. Laredo (3/24/18)\*  
**Walks:** 4, vs. Temple (2/16/18)\*  
**Pitches:** --  
 \*JUCO

### SEASON HIGHS

**Innings:** 3.0, vs. GS (2/17)  
**Hits:** 3, two times  
**Runs:** 4, at UCF (2/23)  
**Earned Runs:** 4, at UCF (2/23)  
**Strikeouts:** 3, two times  
**Walks:** 3, vs. Arkansas (4/6)  
**Pitches:** 69, vs. GS (2/17)

## 20 • CODY GREENHILL RHP

- 6-4 • 216 • SO • Russellville, Ala. • Russellville
- Recorded his 11th save of the season in the regional final, marking the most by an Auburn player since 2009
  - Seven of his 11 saves have come away from home
  - Named to the NCBWA Stopper of the Year watch list

### CAREER STATISTICS

YEAR	ERA	W-L	G/S	IP	H	R	ER	BB	K	BAA
2018	2.30	6-3	21/0	58.2	53	17	15	19	55	.242
2019	3.23	2-3	25/0	53.0	46	24	19	13	42	.232
TOTAL	2.74	8-6	46/0	111.2	99	41	34	32	97	.237

### CAREER HIGHS

**Innings:** 5.1, at LSU (5/18/19)  
**Hits:** 7, at Mississippi State (3/24/19)  
**Runs:** 5, at Mississippi State (3/24/19)  
**Earned Runs:** 5, at Mississippi State (3/24/19)  
**Strikeouts:** 5, three times  
**Walks:** 3, two times  
**Pitches:** 90, at LSU (5/18/19)

### SEASON HIGHS

**Innings:** 5.1 at LSU (5/18)  
**Hits:** 7, at MSU (3/24)  
**Runs:** 5, at MSU (3/24)  
**Earned Runs:** 5, at MSU (3/24)  
**Strikeouts:** 5, vs. Georgia (5/11)  
**Walks:** 3, at LSU (5/18)  
**Pitches:** 90, at LSU (5/18)

## 8 • BAILEY HORN LHP

- 6-2 • 212 • R-SO • West, Texas • McLennan
- Named to the Atlanta Regional All-Tournament Team after pitching 6.0 scoreless in the regional final
  - Earned the win after throwing a season-high 4.0 innings and striking out six in the SEC Tournament opener vs. Tennessee (5/21)
  - Rated a top-75 junior college prospect by Perfect Game

### CAREER STATISTICS

YEAR	ERA	W-L	G/S	IP	H	R	ER	BB	K	BAA
2017*	3.86	7-0	15/--	77.0	68	44	33	34	77	--
2019	6.10	4-0	16/3	31.0	28	22	21	11	25	.237

### CAREER HIGHS

**Innings:** 7.1, vs. Grayson (3/8/17)\*  
**Hits:** 7, two times\*  
**Runs:** 6, vs. San Jac-North (5/30/17)\*  
**Earned Runs:** 6, vs. San Jac (5/30/17)\*  
**Strikeouts:** 8, at North Central Texas (4/19/17)\*  
**Walks:** 4, three times\*  
**Pitches:** --  
 \*JUCO

### SEASON HIGHS

**Innings:** 6.0, at GT (6/2)  
**Hits:** 5, at UCF (2/24)  
**Runs:** 4, two times  
**Earned Runs:** 4, at UCF (2/24)  
**Strikeouts:** 6, vs. UT (5/21)  
**Walks:** 2, at MSU (3/24)  
**Pitches:** 88, at GT (6/2)

## 33 • WILL MORRISON RHP

- 6-2 • 180 • FR • Cullman, Ala. • Cullman
- Posted a 2.08 ERA in his last 11 appearances
  - Turned in a 2.45 ERA in 10 SEC appearances
  - Named the 2018 6A Pitcher of the Year by AL.com and a two-time first team high school All-American

### CAREER STATISTICS

YEAR	ERA	W-L	G/S	IP	H	R	ER	BB	K	BAA
2019	4.56	0-0	24/0	25.2	24	13	13	11	15	.264

### SEASON HIGHS

**Innings:** 3.0, two times  
**Hits:** 4, vs. Arkansas (4/6)  
**Runs:** 3, at GT (4/16)  
**Earned Runs:** 3, at GT (4/16)  
**Strikeouts:** 5, vs. AAMU (2/19)  
**Walks:** 2, vs. UAB (5/7)  
**Pitches:** 50, vs. Arkansas (4/6)

## 44 • JACK OWEN LHP

- 6-2 • 174 • SO • Aliso Viejo, Calif. • JSerra Catholic
- Has pitched 7.0+ innings in three of his eight starts
  - Was 3-0 with a 0.31 ERA in his first five appearances and three starts before missing four weekends (shoulder)
  - Didn't allow an earned run in a record 28.2 IP dating back to last season before giving up a solo HR vs. UT (3/16)

### CAREER STATISTICS

YEAR	ERA	W-L	G/S	IP	H	R	ER	BB	K	BAA
2018	5.97	2-2	14/7	34.2	43	24	23	16	35	.312
2019	2.45	4-2	12/8	58.2	50	17	16	10	55	.230
TOTAL	3.76	6-4	26/15	93.1	93	41	39	26	90	.262

### CAREER HIGHS

**Innings:** 9.0, vs. UTSA (3/9/19)  
**Hits:** 9, at Georgia Tech (3/20/18)  
**Runs:** 6, two times  
**Earned Runs:** 6, two times  
**Strikeouts:** 10, vs. Cincinnati (3/2/19)  
**Walks:** 2, five times  
**Pitches:** 102, vs. LSU (5/23/19)

### SEASON HIGHS

**Innings:** 9.0, vs. UTSA (3/9)  
**Hits:** 8, at LSU (5/17)  
**Runs:** 6, vs. Georgia (5/11)  
**Earned Runs:** 6, vs. Georgia (5/11)  
**Strikeouts:** 10, vs. UC (3/2)  
**Walks:** 2, two times  
**Pitches:** 102, vs. LSU (5/23)

## 31 • BLAKE SCHILLECI LHP

- 5-10 • 198 • SR • Birmingham, Ala. • Wallace-Hanceville
- Matched a career high with 3.2 scoreless IP and struck out three batters at Vandy (4/26)

### CAREER STATISTICS

YEAR	ERA	W-L	G/S	IP	H	R	ER	BB	K	BAA
2018	9.53	0-0	6/0	5.2	8	6	6	3	3	.333
2019	7.41	0-2	12/0	17.0	23	14	14	7	15	.329
TOTAL	7.94	0-2	18/0	22.2	31	20	20	10	18	.330

### CAREER HIGHS

**Innings:** 3.2, two times  
**Hits:** 4, at Vanderbilt (4/26)  
**Runs:** 4, vs. Georgia Tech (4/2/19)  
**Earned Runs:** 4, vs. Georgia Tech (4/2/19)  
**Strikeouts:** 4, vs. Georgia Tech (4/2/19)  
**Walks:** 3, vs. Georgia Tech (4/2/19)  
**Pitches:** 64, vs. Georgia Tech (4/2/19)

### SEASON HIGHS

**Innings:** 3.2, two times  
**Hits:** 4, at VU (4/26)  
**Runs:** 4, vs. GT (4/2)  
**Earned Runs:** 4, vs. GT (4/2)  
**Strikeouts:** 4, vs. GT (4/2)  
**Walks:** 3, vs. GT (4/2)  
**Pitches:** 64, vs. GT (4/2)

## 29 • CARSON SKIPPER LHP

- 6-3 • 195 • FR • Trussville, Ala. • Hewitt-Trussville
- Three-time ASWA 7A First Team All-State honoree
  - 2018 AL.com All-Birmingham Player of the Year

### CAREER STATISTICS

YEAR	ERA	W-L	G/S	IP	H	R	ER	BB	K	BAA
2019	7.46	3-3	17/8	35.0	45	33	29	23	38	.306

### SEASON HIGHS

**Innings:** 4.2, vs. UTSA (3/9)  
**Hits:** 5, four times  
**Runs:** 5, two times  
**Earned Runs:** 5, vs. Arkansas (4/5)  
**Strikeouts:** 8, vs. AAMU (2/19)  
**Walks:** 4, at GT (4/16)  
**Pitches:** 78, vs. Arkansas (4/5)



**40 • GARRETT WADE** LHP

6-2 • 205 • FR • Hartselle, Ala. • Hartselle

- Has turned in a 2.89 ERA in eight relief appearances, including a 1.69 ERA in his last five relief appearances
- Named a 2017 Under Armour All-American and the 2018 Alabama Gatorade Player of the Year

**CAREER STATISTICS**

YEAR	ERA	W-L	G/S	IP	H	R	ER	BB	K	BAA
2019	4.86	3-0	15/7	33.1	33	23	18	27	41	.260

**SEASON HIGHS**

**Innings:** 5.0, two times  
**Hits:** 6, vs. JSU (4/9)  
**Runs:** 5, vs. JSU (4/9)  
**Earned Runs:** 5, vs. JSU (4/9)  
**Strikeouts:** 8, two times  
**Walks:** 5, vs. UA (3/26)  
**Pitches:** 91, at USA (3/12)

**37 • RYAN WATSON** RHP

6-5 • 215 • JR • Auburn, Ala. • Auburn

- Matched a season high with five K's vs. CCU (5/31)
- Pitched 1.1 scoreless innings and earned the win in the series finale at LSU (5/18)
- Has struck out a career-best 37 batters this season

**CAREER STATISTICS**

YEAR	ERA	W-L	G/S	IP	H	R	ER	BB	K	BAA
2017	5.17	1-1	22/2	31.1	39	21	18	11	22	.298
2018	4.76	0-0	7/2	11.1	13	6	6	5	9	.310
2019	5.45	1-1	22/1	36.1	41	24	22	17	37	.293
TOTAL	5.24	2-2	51/5	79.0	93	51	46	33	68	.297

**CAREER HIGHS**

**Innings:** 3.1, four times  
**Hits:** 5, two times  
**Runs:** 5, at Mississippi State (3/23/19)  
**Earned Runs:** 5, at Mississippi State (3/23/19)  
**Strikeouts:** 5, two times  
**Walks:** 3, two times  
**Pitches:** 60, vs. Memphis (3/14/18)

**SEASON HIGHS**

**Innings:** 3.1, two times  
**Hits:** 4, three times  
**Runs:** 5, at MSU (3/23)  
**Earned Runs:** 5, at MSU (3/23)  
**Strikeouts:** 5, two times  
**Walks:** 3, at GT (4/16)  
**Pitches:** 54, at JSU (4/23)

**BIG INNINGS**

Innings with four or more runs

**AUBURN - 24**

Date	Opponent	Inn.	Batters	R	H	E	Score
2/15	Georgia Southern	1	10	5	4	1	5-1
2/16	Georgia Southern	3	8	4	4	1	4-0
2/19	Alabama A&M	3	9	4	2	2	5-1
2/24	at UCF	4	7	4	4	0	9-6
3/2	Cincinnati (G2)	1	8	4	2	1	4-2
3/5	UT Martin	3	9	4	6	0	5-6
3/8	UTSA	3	8	4	3	1	4-0
3/9	UTSA (G2)	1	8	5	5	0	5-0
3/16	Tennessee	5	9	4	3	0	5-1
3/19	at UAB	5	13	8	5	1	8-4
3/24	at Mississippi State	3	9	4	6	0	4-2
3/24	at Mississippi State	4	11	7	6	2	11-5
3/31	at South Carolina	2	9	6	3	0	6-1
4/13	at Texas A&M	9	9	4	4	0	7-0
4/23	at Jax State	7	10	6	6	0	11-2
4/25	at Vanderbilt	5	9	4	5	0	4-7
4/27	at Vanderbilt	8	8	4	4	0	5-8
5/4	Alabama	8	8	4	2	0	6-5
5/5	Alabama	7	7	4	4	0	8-3
5/5	Alabama	8	12	9	8	0	17-6
5/11	Georgia	6	10	4	5	0	6-7
5/31	vs. Coastal Carolina	4	9	4	4	0	6-2
5/31	vs. Coastal Carolina	8	9	5	4	2	16-5
6/1	at Georgia Tech	9	6	4	2	1	6-5

Record with a big inning: 15-6

Record without a big inning: 21-19

**OPPONENT - 20**

Date	Opponent	Inn.	Batters	R	H	E	Score
2/24	at UCF	2	8	4	5	1	3-5
3/19	at UAB	2	8	4	2	1	0-4
3/22	at Mississippi State	1	9	4	3	0	0-4
3/23	at Mississippi State	1	10	5	4	2	0-5
3/23	at Mississippi State	8	11	7	6	0	2-15
3/24	at Mississippi State	5	7	4	3	0	11-10
3/24	at Mississippi State	8	8	5	4	0	15-20
4/2	GEORGIA TECH	4	9	4	2	0	5-3
4/2	GEORGIA TECH	8	9	4	2	0	9-3
4/9	JACKSONVILLE STATE	4	9	6	6	0	6-6
4/9	JACKSONVILLE STATE	7	10	5	2	0	6-11
4/14	at Texas A&M	4	7	4	4	0	1-4
4/25	at Vanderbilt	3	8	4	3	2	0-7
4/25	at Vanderbilt	6	9	4	3	0	5-11
4/26	at Vanderbilt	1	8	4	4	0	0-4
5/10	GEORGIA	4	9	6	6	0	1-6
5/10	GEORGIA	7	9	4	4	1	2-11
5/16	at LSU	3	9	4	5	1	1-4
5/17	at LSU	4	10	4	5	0	0-4
5/22	vs. Vanderbilt	3	8	4	4	1	0-6

Record when allowing a big inning: 3-11

Record when not allowing a big inning: 33-14

**AUBURN IN THE NATIONAL AND SEC RANKINGS**

(As of June 4)

TEAM	TOTAL	NCAA	SEC
Shutouts	7	5	2
K-BB ratio	2.26	63	11
K/9.0 IP	8.7	74	11
Hits	553	75	8
Fielding Percentage	.973	78	10
Sacrifice flies	26	80	9
Walks	257	81	9
B/9.0 IP	3.87	88	11
Runs	355	90	10
WHIP	1.43	92	11
ERA	4.45	94	10
Doubles	102	97	7

9 RYAN BLISS	TOTAL	NCAA	SEC
Sacrifice flies	7	21	5

32 TANNER BURNS	TOTAL	NCAA	SEC
K/9.0 IP	11.34	45	8
K-BB ratio	4.85	52	9
WHIP	1.06	66	11
Strikeouts	97	83	11
ERA	2.81	97	12

20 CODY GREENHILL	TOTAL	NCAA	SEC
Saves	11	33	5

10 EDOUARD JULIEN	TOTAL	NCAA	SEC
Walks	42	80	7

**GAMEDAY EXPERIENCE: SAMFORD STADIUM-HITCHCOCK FIELD AT PLAINSMAN PARK**

» Auburn's baseball home for the past 68 seasons, Samford Stadium-Hitchcock Field at Plainsman Park seats 4,096, including 3,227 chairback seats. Auburn's baseball field has been called a renaissance of Camden Yard proportions and received a new 24x64 foot video board, sound system and lighting prior to 2017.



## PITCHER PROFILES START-BY-START

### 14 • ELLIOTT ANDERSON LHP

DATE	OPP.	W-L	IP	H	R	ER	BB	SO	NP
3/24	at Miss State	0-0	2.2	6	5	4	1	2	55
5/16	at LSU	0-1	3.2	8	5	4	0	1	76
5/21	vs. Tennessee	0-1	4.0	3	2	2	4	6	78

### 32 • TANNER BURNS RHP

DATE	OPP.	W-L	IP	H	R	ER	BB	SO	NP
2/16	Ga Southern	0-0	5.0	3	1	1	1	7	74
2/22	at UCF	1-0	5.2	2	1	1	2	7	96
3/1	Cincinnati	2-0	9.0	2	0	0	0	15	104
3/8	UTSA	3-0	7.0	4	0	0	1	10	99
3/15	Tennessee	3-0	6.2	4	0	0	1	9	111
3/22	at Miss State	3-0	5.0	5	5	4	3	4	100
3/29	at S. Carolina	4-0	6.2	4	2	1	2	7	115
4/5	Arkansas	4-0	6.0	7	3	3	2	10	106
4/12	at Texas A&M	4-1	6.0	5	3	3	1	7	95
4/19	Ole Miss	4-2	5.0	7	3	3	3	7	99
4/25	at Vanderbilt	4-3	2.1	4	5	3	4	4	56
5/11	Georgia	4-3	5.2	6	3	3	0	4	97
5/18	at LSU	4-3	4.0	4	1	1	0	4	57
6/1	vs. Georgia Tech	4-3	3.0	5	5	1	0	2	58

### 13 • DAVIS DANIEL RHP

DATE	OPP.	W-L	IP	H	R	ER	BB	SO	NP
2/15	Ga Southern	0-0	2.0	4	2	1	0	4	47

### 43 • RICHARD FITTS RHP

DATE	OPP.	W-L	IP	H	R	ER	BB	SO	NP
4/6	Arkansas	0-1	4.1	5	5	5	3	2	74
4/14	at Texas A&M	0-2	3.0	5	3	3	0	2	56
4/26	at Vanderbilt	0-3	2.1	6	4	4	1	3	77
5/5	Alabama	0-3	3.2	7	3	3	0	3	64
5/11	Georgia	0-3	0.0	3	3	3	0	0	13

### 18 • BROOKS FULLER LHP

DATE	OPP.	W-L	IP	H	R	ER	BB	SO	NP
2/20	Alabama A&M	0-0	3.0	2	2	0	2	3	46
3/30	at S. Carolina	0-1	5.0	3	2	2	4	4	88
4/5	Arkansas	0-1	3.1	3	3	2	4	4	76
4/13	at Texas A&M	1-1	6.0	4	0	0	3	4	93
4/20	Ole Miss	1-1	4.2	5	3	3	2	6	79
4/26	at Vanderbilt	1-2	1.2	4	4	2	2	1	37
5/4	Alabama	1-2	3.0	3	2	2	2	3	61
5/14	N. Alabama	1-2	1.1	3	4	4	3	1	36

### 36 • KYLE GRAY LHP

DATE	OPP.	W-L	IP	H	R	ER	BB	SO	NP
2/17	Ga. Southern	0-0	3.0	2	2	0	2	3	69
2/23	at UCF	0-1	1.1	3	4	4	2	1	36
5/22	vs. Vanderbilt	0-2	1.1	2	1	1	1	1	20

### 8 • BAILEY HORN LHP

DATE	OPP.	W-L	IP	H	R	ER	BB	SO	NP
2/24	at UCF	0-0	1.0	5	4	4	0	0	30
3/5	UT Martin	0-0	0.1	3	3	3	1	1	18
6/2	at Georgia Tech	1-0	6.0	2	0	0	1	4	88

### 44 • JACK OWEN LHP

DATE	OPP.	W-L	IP	H	R	ER	BB	SO	NP
3/2	Cincinnati	1-0	7.0	3	0	0	0	10	88
3/9	UTSA	2-0	9.0	4	0	0	0	7	98
3/16	Tennessee	2-0	4.0	2	1	1	0	4	55
5/3	Alabama	3-0	5.0	5	1	1	2	0	63
5/10	Georgia	3-1	3.2	7	6	6	1	3	65
5/17	at LSU	3-2	7.0	8	4	4	1	6	97
5/23	vs. LSU	3-2	5.2	5	1	1	1	5	102
5/31	vs. CCU	3-2	3.2	6	2	2	1	4	86

### 29 • CARSON SKIPPER LHP

DATE	OPP.	W-L	IP	H	R	ER	BB	SO	NP
2/19	Alabama A&M	1-0	4.0	2	1	0	0	8	67
3/2	Cincinnati	1-0	3.0	5	4	3	0	4	59
3/9	UTSA	2-0	4.2	5	0	0	0	5	70
3/17	Tennessee	2-0	3.0	3	2	1	1	1	46
3/23	at Miss State	2-1	0.2	5	5	4	2	1	35
3/30	at S. Carolina	2-1	1.0	4	3	3	2	1	43
4/16	at Georgia Tech	2-1	2.1	1	1	1	4	3	53
5/7	UAB	2-2	2.1	5	4	4	0	3	48

### 40 • GARRETT WADE LHP

DATE	OPP.	W-L	IP	H	R	ER	BB	SO	NP
3/6	UT Martin	1-0	4.0	3	0	0	1	4	72
3/12	at S. Alabama	2-0	5.0	2	1	1	4	8	91
3/19	at UAB	2-0	1.2	3	4	3	4	2	40
3/26	vs. Alabama	2-0	3.2	4	3	2	5	4	69
4/2	Georgia Tech	2-0	3.0	5	3	3	3	3	60
4/9	Jax State	2-0	3.0	6	5	5	3	2	66
4/18	Ole Miss	2-0	2.2	5	4	1	1	2	63

### 37 • RYAN WATSON RHP

DATE	OPP.	W-L	IP	H	R	ER	BB	SO	NP
4/23	at Jax State	0-0	3.1	4	1	1	2	5	54

# PITCHING CAREERS

## ELLIOTT ANDERSON'S CAREER APPEARANCES

\*-Starter

### 2017 - FRESHMAN YEAR

Date	Opp (Res.)	DEC	QS	IP	H	R	ER	BBSO	HR	ERA	NP
2/17	GEORGE WASHINGTON (W, 9-0)	-	-	1.0	0	0	0	0	1	0.00	9
2/22	FLORIDA A&M (W, 12-8)	-	-	0.0	2	3	3	2	0	27.00	14
3/3	LIPSCOMB (W, 8-0)	-	-	0.1	1	0	0	1	1	20.25	20
3/7	SOUTH ALABAMA (L, 3-14)	-	-	0.2	3	4	4	2	1	31.50	22
3/10	PRESBYTERIAN (L, 8-11)	-	-	0.2	0	0	0	0	0	23.62	2
3/15	JACKSONVILLE STATE (W, 10-1)	-	-	2.0	3	0	0	0	1	13.50	25
4/25	TROY (L, 2-5)	-	-	1.2	2	0	0	2	0	9.95	22
4/29	at #17 Mississippi State (W, 5-3)	W	-	2.1	4	1	1	0	1	8.31	36
5/7	ALABAMA (L, 9-11)	-	-	0.2	0	0	0	1	0	7.71	11
5/9	at UAB (L, 2-8)	-	-	1.1	2	1	1	1	0	7.59	31
5/12	at #10 LSU (L, 3-5)	-	-	0.1	1	0	0	0	0	7.36	3
5/20	OLE MISS (L, 4-8)	-	-	1.1	1	0	0	0	1	6.57	19
5/24	vs. #4 Florida (L, 4-5)	-	-	0.0	0	0	0	1	0	6.57	5
6/5	at #16 Florida State (L, 0-6)	-	-	0.1	1	0	0	0	0	6.39	8

### 2018 - SOPHOMORE YEAR

Date	Opp (Res.)	DEC	QS	IP	H	R	ER	BBSO	HR	ERA	NP
2/18	LONGWOOD (W, 3-0)	-	-	2.0	1	0	0	1	2	0.00	31
2/21	TROY (W, 6-5)	-	-	0.1	3	3	0	1	0	0.00	21
2/24	BRYANT (W, 13-4)	W	-	2.1	0	0	0	0	0	0.00	34
2/27	at #15 South Alabama (W, 7-6)	W	-	1.0	1	2	2	1	2	3.18	19
3/2	BYU (W, 4-3)	-	-	0.0	1	0	0	0	0	3.18	2
3/6	at UAB (W, 11-8)	-	-	1.0	2	2	0	1	0	2.70	21
3/13	GEORGIA TECH (W, 12-7)	W	-	3.1	2	3	3	1	3	4.50	45
3/17	#6 TEXAS A&M (W, 11-5)	-	-	1.0	2	1	1	1	1	4.91	26
3/20	at Georgia Tech (L, 6-4)	-	-	2.0	2	0	0	2	4	4.15	45
3/23	at #8 Kentucky (L, 5-4)	-	-	0.0	0	0	0	0	0	4.15	1
3/25	at #8 Kentucky (L, 13-3)	-	-	0.0	1	2	2	1	0	5.54	13
3/27	vs. Alabama (W, 5-2)	-	-	0.0	0	0	0	1	0	5.54	5
4/3	ALABAMA A&M (W, 19-5)	W	-	1.2	0	0	0	0	1	4.91	18
4/10	at Samford (L, 12-3)	-	-	1.2	0	1	0	1	1	4.41	28
4/14	MISSISSIPPI STATE (L, 7-2)	-	-	1.0	0	0	0	1	1	4.15	20
4/17	UAB (W, 12-2)	W	-	4.0	0	0	0	1	7	3.57	48
4/24	SAMFORD (W, 7-2)	-	-	3.2	3	0	0	1	4	2.88	51
4/26	at #1 Florida (L, 3-1)	-	-	0.2	1	0	0	1	1	2.81	16
5/5	#17 VANDERBILT (W, 11-5)	-	-	0.2	2	1	1	1	0	3.08	10
5/10	at #5 Ole Miss (L, 5-4)	-	-	0.2	1	0	0	0	0	3.00	10
5/11	at #5 Ole Miss (L, 8-3)	-	-	1.0	1	1	1	0	1	3.21	15
5/15	at Troy (L, 9-5)	-	-	0.1	2	2	2	0	0	3.81	9
5/25	vs. #4 Ole Miss (L, 7-0)	-	-	0.1	0	0	0	0	1	3.77	4
6/2	vs. Army (W, 12-1)	-	-	1.0	1	0	0	0	2	3.64	18

### 2019 - JUNIOR YEAR

Date	Opp (Res.)	DEC	QS	IP	H	R	ER	BBSO	HR	ERA	NP
2/15	GEORGIA SOUTHERN (W, 11-2)	W	-	4.0	2	0	0	0	7	0.00	45
2/19	ALABAMA A&M (W, 10-1)	-	-	2.0	1	0	0	0	2	0.00	29
2/22	at UCF (W, 4-1)	-	-	2.0	3	0	0	2	2	0.00	42
2/24	at UCF (W, 13-9)	-	-	1.0	0	0	0	0	0	0.00	9
3/3	CINCINNATI (W, 9-5)	W	-	4.1	3	1	1	1	6	0.68	69
3/8	UTSA (W, 6-0)	-	-	2.0	0	0	0	0	0	0.59	19
3/12	at South Alabama (W, 6-2)	-	-	2.0	3	0	0	0	6	0.52	38
3/15	#21 TENNESSEE (W, 2-0)	W	-	0.1	0	0	0	1	0	0.51	6
3/16	#21 TENNESSEE (W, 5-2)	-	-	1.2	0	0	0	1	1	0.47	27
3/22	at #4 Mississippi State (W, 6-5)	W	-	0.2	0	0	0	0	1	0.46	12
3/24	*at #4 Mississippi State (L, 15-20)	-	-	2.2	6	5	4	1	2	2.01	55
3/29	at South Carolina (W, 4-2)	-	-	1.1	0	0	0	1	0	1.90	15
3/30	at South Carolina (L, 0-4)	-	-	0.2	0	2	0	3	0	1.85	24
4/5	#9 ARKANSAS (W, 6-3)	W	-	1.1	0	0	0	0	0	1.75	14
4/5	#9 ARKANSAS (L, 6-9)	-	-	2.0	3	1	1	1	3	1.95	32
4/9	JACKSONVILLE STATE (L, 6-11)	L	-	0.2	2	4	4	2	1	3.18	28
4/14	at #12 Texas A&M (L, 1-4)	-	-	4.2	2	1	1	1	5	3.00	72
4/19	#17 OLE MISS (L, 3-5)	-	-	4.0	4	2	2	5	1	3.16	74
4/25	at #4 Vanderbilt (L, 6-12)	-	-	3.0	5	5	3	2	3	3.60	73
5/3	ALABAMA (W, 5-1)	-	-	3.0	2	0	0	1	3	3.35	52
5/5	ALABAMA (W, 17-7)	-	-	2.0	5	3	3	1	3	3.80	46
5/11	#7 GEORGIA (W, 4-3)	-	-	0.1	1	0	0	0	0	3.77	12
5/11	#7 GEORGIA (L, 8-11)	-	-	3.1	3	1	1	1	2	3.70	50
5/16	*at #20 LSU (L, 1-7)	L	-	3.2	8	4	4	0	1	4.13	76
5/21	*vs. #21 Tennessee (W, 5-3)	-	-	4.0	3	2	2	4	6	4.18	78
5/31	vs. Coastal Carolina (W, 16-7)	W	-	2.2	1	3	3	2	4	4.42	54

## TANNER BURNS' CAREER APPEARANCES

\*-Starter

### 2018 - FRESHMAN YEAR

Date	Opp (Res.)	DEC	QS	IP	H	R	ER	BBSO	HR	ERA	NP
2/18	*LONGWOOD (W, 3-0)	W	-	5.0	4	0	0	0	6	0.00	64
2/24	*BRYANT (W, 3-1)	-	X	7.0	2	1	1	2	8	0.75	96
3/3	*BYU (W, 9-5)	W	-	5.0	4	1	1	2	4	1.06	79
3/10	*NORTHEASTERN (L, 2-1)	L	-	4.1	5	2	2	4	5	1.69	84
3/18	*#6 TEXAS A&M (L, 5-1)	L	-	5.0	5	3	2	3	4	2.05	84

3/25	*at #8 Kentucky (L, 13-3)	L	-	2.0	4	4	3	2	1	2.86	50	
4/1	*#24 MISSOURI (L, 5-0)	L	-	5.0	1	4	0	3	6	1	2.43	94
4/8	*at #5 Arkansas (L, 5-4)	-	X	6.0	4	2	1	2	7	0	2.29	94
4/15	*MISSISSIPPI STATE (W, 7-5)	-	-	4.2	5	3	3	1	4	1	2.66	71
4/21	*at Alabama (W, 5-0)	W	X	7.0	4	0	0	1	7	0	2.29	99
4/27	*at #1 Florida (W, 11-5)	-	-	4.0	3	3	3	2	6	2	2.62	85
5/5	*#17 VANDERBILT (W, 11-5)	W	-	5.0	5	4	4	2	5	1	3.00	79
5/12	*at #5 Ole Miss (L, 10-3)	-	-	1.2	3	3	3	3	1	0	3.36	40
5/17	*LSU (W, 11-4)	W	X	6.0	6	4	2	2	4	1	3.33	97
5/23	*vs. #4 Ole Miss (W, 9-3)	W	X	7.0	6	3	1	2	3	0	3.13	105
6/1	*vs. Northeastern (W, 13-4)	W	X	6.0	7	3	2	1	2	1	3.12	96
6/10	*vs. #1 Florida (W, 3-2)	-	X	6.0	5	1	1	4	3	0	3.01	97

### 2019 - SOPHOMORE YEAR

Date	Opp (Res.)	DEC	QS	IP	H	R	ER	BBSO	HR	ERA	NP	
2/16	*GEORGIA SOUTHERN (L, 5-7)	-	-	5.0	3	1	1	1	7	0	1.80	74
2/22	*at UCF (W, 4-1)	W	-	5.2	2	1	1	2	7	0	1.69	96
3/1	*CINCINNATI (W, 5-0)	W	X	9.0	2	0	0	0	15	0	0.92	104
3/8	*UTSA (W, 6-0)	W	X	7.0	4	0	0	1	10	0	0.68	99
3/15	*#21 TENNESSEE (W, 2-0)	-	X	6.2	4	0	0	1	9	0	0.54	111
3/22	*at #4 Mississippi State (W, 6-5)	-	-	5.0	5	5	4	3	4	0	1.41	100
3/29	*at South Carolina (W, 4-2)	W	X	6.2	4	2	1	2	7	1	1.40	115
4/5	*#9 ARKANSAS (W, 6-3)	-	X	6.0	7	3	3	2	10	1	1.76	106
4/12	*at #12 Texas A&M (L, 0-4)	L	X	6.0	5	3	3	1	7	0	2.05	95
4/19	*#17 OLE MISS (L, 3-5)	L	-	5.0	7	3	3	3	7	1	2.32	99
4/25	*at #4 Vanderbilt (L, 6-12)	L	-	2.1	4	5	3	4	4	1	2.66	56
5/11	*#7 GEORGIA (W, 4-3)	-	-	5.2	6	3	3	0	4	2	2.83	97
5/18	*at #20 LSU (W, 5-4)	-	-	4.0	4	1	1	0	0	0	2.80	57
6/1	*at Georgia Tech (W, 6-5)	-	-	3.0	5	5	1	0	2	0	2.81	58

## DAVIS DANIEL'S CAREER APPEARANCES

\*-Starter

### 2017 - FRESHMAN YEAR

Date	Opp (Res.)	DEC	QS	IP	H	R	ER	BB	SO	HR	ERA	NP
2/19	*GEORGE WASHINGTON (W, 4-3)	-	-	4.1	7	2	2	0	3	0	4.15	75
2/26	*HOLY CROSS (W, 13-4)	-	-	4.1	5	2	2	0	6	1	4.15	72
3/5	*LIPSCOMB (L, 7-8)	-	-	1.1	5	5						

**AUBURN** 2019 AUBURN BASEBALL GAME NOTES

3/23	at #4 Mississippi State (L, 2-15)	-	-	1.0	4	3	3	0	1	1	6.75	22
3/26	vs. Alabama (L, 3-6)	-	-	3.2	3	0	0	1	1	0	4.85	65
3/31	at South Carolina (W, 7-5)	W	-	5.0	3	0	0	2	2	0	3.50	64
4/6	*#9 ARKANSAS (L, 0-8)	L	-	4.1	5	5	5	3	2	1	4.84	74
4/14	*at #12 Texas A&M (L, 1-4)	L	-	3.0	5	3	3	0	2	0	5.33	56
4/18	#17 OLE MISS (W, 7-4)	W	-	4.1	4	0	0	0	4	0	4.55	57
4/26	*at #4 Vanderbilt (L, 2-5)	L	-	2.1	6	4	4	1	3	1	5.34	77
5/5	*ALABAMA (W, 17-7)	-	-	3.2	7	3	3	0	3	1	5.55	64
5/11	*#7 GEORGIA (L, 8-10)	-	-	0.0	3	3	3	0	0	1	6.31	13
5/14	NORTH ALABAMA (W, 8-7)	-	-	6.1	4	1	1	2	8	0	5.57	82
5/22	vs. #2 Vanderbilt (L, 1-11)	-	-	4.0	7	3	3	1	5	1	5.67	75
6/1	at Georgia Tech (W, 6-5)	W	-	6.0	4	0	0	0	4	0	5.02	84

\*-Starter

**BROOKS FULLER'S CAREER APPEARANCES**

**2019 - FRESHMAN YEAR**

Date	Opp (Res.)	DEC	QS	IP	H	R	ER	BB	SO	HR	ERA	NP
2/16	GEORGIA SOUTHERN (L, 5-7)	-	-	1.0	1	1	1	1	0	1	9.00	21
2/20	*ALABAMA A&M (W, 10-2)	-	-	3.0	2	2	0	2	3	0	2.25	46
3/2	CINCINNATI (W, 9-5)	-	-	1.2	0	0	0	0	1	0	1.59	14
3/5	UT MARTIN (W, 15-9)	-	-	2.2	2	3	0	3	0	0	1.08	42
3/9	UTSA (W, 8-3)	-	-	1.0	0	0	0	1	0	0	0.96	17
3/16	#21 TENNESSEE (W, 5-2)	W	-	3.2	2	1	1	2	3	0	1.38	63
3/23	at #4 Mississippi State (L, 2-15)	-	-	3.2	4	1	1	3	3	0	1.62	67
3/30	*at South Carolina (L, 0-4)	L	-	5.0	3	2	2	4	4	1	2.08	88
4/5	*#9 ARKANSAS (L, 6-9)	-	-	3.1	3	3	2	4	4	0	2.52	76
4/9	JACKSONVILLE STATE (L, 6-11)	-	-	0.0	0	1	1	2	0	0	2.88	15
4/13	*at #12 Texas A&M (W, 7-0)	W	X	6.0	4	0	0	3	4	0	2.32	93
4/20	*#17 OLE MISS (W, 6-5)	-	-	4.2	5	3	3	2	6	2	2.78	79
4/26	*at #4 Vanderbilt (L, 5-9)	L	-	1.2	4	4	2	2	1	1	3.13	37
5/4	*ALABAMA (L, 6-7)	-	-	3.0	3	2	2	3	0	0	3.35	61
5/11	#7 GEORGIA (L, 8-10)	-	-	0.2	0	0	0	0	1	0	3.29	4
5/14	*NORTH ALABAMA (W, 8-7)	-	-	1.1	3	4	4	3	1	0	4.04	36
5/17	at #20 LSU (L, 1-5)	-	-	1.0	1	1	1	1	1	0	4.15	16
5/18	at #20 LSU (W, 5-4)	-	-	0.1	0	0	0	0	0	0	4.12	3
5/22	vs. #2 Vanderbilt (L, 1-11)	-	-	0.1	2	2	2	0	1	0	4.50	17
5/23	vs. #17 LSU (L, 3-4)	-	-	0.0	0	0	0	0	0	0	4.50	2

**PEYTON GLAVINE'S CAREER APPEARANCES**

**2018 - FRESHMAN YEAR**

Date	Opp (Res.)	DEC	QS	IP	H	R	ER	BB	SO	HR	ERA	NP
2/17	LONGWOOD (W, 25-1)	-	-	1.0	0	0	0	0	3	0	0.00	15
2/23	BRYANT (W, 15-7)	-	-	1.0	0	0	0	1	1	0	0.00	26
3/3	BYU (W, 9-5)	-	-	0.2	4	3	3	0	0	0	10.12	18
3/10	NORTHEASTERN (W, 14-8)	-	-	0.0	5	6	6	1	0	0	30.38	19
3/25	at #8 Kentucky (L, 13-3)	-	-	0.1	1	0	0	0	1	0	27.00	9

**2019 - SOPHOMORE YEAR**

Date	Opp (Res.)	DEC	QS	IP	H	R	ER	BB	SO	HR	ERA	NP
2/16	GEORGIA SOUTHERN (L, 5-7)	-	-	0.2	0	0	0	1	0	0	0.00	11
2/20	ALABAMA A&M (W, 10-2)	-	-	1.0	3	0	0	2	2	0	0.00	35
3/9	UTSA (W, 8-3)	-	-	1.0	0	0	0	0	2	0	0.00	12
3/17	#21 TENNESSEE (W, 5-3)	-	-	0.1	0	0	0	1	0	0	0.00	8
3/19	at UAB (W, 13-5)	-	-	1.0	0	0	0	0	2	0	0.00	14
3/23	at #4 Mississippi State (L, 2-15)	-	-	1.2	3	1	1	1	2	0	1.59	34
4/23	at Jacksonville State (W, 14-2)	W	-	1.2	1	0	0	1	2	0	1.23	29
4/26	at #4 Vanderbilt (L, 2-5)	-	-	0.0	1	1	1	2	0	0	2.45	18
5/22	vs. #2 Vanderbilt (L, 1-11)	-	-	0.2	2	3	3	1	1	0	5.62	22

**KYLE GRAY'S CAREER APPEARANCES**

\*-Starter

**2019 - REDSHIRT JUNIOR YEAR**

Date	Opp (Res.)	DEC	QS	IP	H	R	ER	BB	SO	HR	ERA	NP
2/17	*GEORGIA SOUTHERN (W, 4-3)	-	-	3.0	2	2	0	2	3	0	0.00	69
2/23	*at UCF (L, 1-6)	L	-	1.1	3	4	4	2	1	0	8.31	36
3/6	UT MARTIN (W, 2-0)	-	-	1.0	1	0	0	0	1	0	6.75	16
3/12	at South Alabama (W, 6-2)	-	-	2.0	1	1	1	1	2	1	5.79	30
3/17	#21 TENNESSEE (W, 5-3)	W	-	1.2	1	0	0	2	0	0	5.00	29
3/22	at #4 Mississippi State (W, 6-5)	-	-	1.1	1	0	0	0	0	0	4.35	18
3/24	at #4 Mississippi State (L, 15-20)	-	-	0.2	1	1	1	0	1	1	4.91	14
3/26	vs. Alabama (L, 3-6)	L	-	0.0	1	1	1	0	0	0	5.73	2
4/2	GEORGIA TECH (L, 3-9)	L	-	0.1	1	2	2	0	0	0	7.15	16
4/6	#9 ARKANSAS (L, 0-8)	-	-	1.0	0	1	1	3	0	0	7.30	27
4/16	at #16 Georgia Tech (L, 6-11)	-	-	1.0	2	1	1	1	1	0	7.43	28
5/7	UAB (L, 4-6)	-	-	1.2	0	0	0	2	2	0	6.60	34
5/10	#7 GEORGIA (L, 2-11)	-	-	2.2	2	0	0	0	2	0	5.60	41
5/14	NORTH ALABAMA (W, 8-7)	W	-	2.2	3	0	0	0	3	0	4.87	44
5/22	*vs. #2 Vanderbilt (L, 1-11)	L	-	1.1	2	1	1	1	1	0	4.98	20

**CODY GREENHILL'S CAREER APPEARANCES**

**2018 - FRESHMAN YEAR**

Date	Opp (Res.)	DEC	QS	IP	H	R	ER	BB	SO	HR	ERA	NP
2/16	LONGWOOD (W, 6-0)	-	-	1.0	1	0	0	1	0	0	0.00	23
2/20	GEORGIA STATE (W, 3-2)	W	-	3.1	0	0	0	3	4	0	0.00	66
2/24	BRYANT (W, 13-4)	-	-	2.0	3	0	0	0	4	0	0.00	39
2/27	at #15 South Alabama (W, 7-6)	-	-	2.0	2	0	0	1	1	0	0.00	26
3/3	BYU (W, 9-5)	-	-	3.1	5	1	1	1	4	0	0.77	48

3/6	at UAB (W, 11-8)	-	-	2.0	0	0	0	0	3	0	0.66	20
3/10	NORTHEASTERN (L, 2-1)	-	-	4.2	1	0	0	1	4	0	0.49	59
4/3	ALABAMA A&M (W, 19-5)	-	-	1.0	1	0	0	0	1	0	0.47	15
4/8	at #5 Arkansas (L, 5-4)	L	-	1.2	1	1	1	2	1	0	0.86	33
4/15	MISSISSIPPI STATE (W, 7-5)	W	-	4.1	5	2	2	0	5	0	1.42	78
4/21	at Alabama (W, 5-0)	-	-	2.0	2	0	0	1	4	0	1.32	38
4/27	at #1 Florida (W, 11-5)	W	-	5.0	6	2	2	2	3	0	1.67	81
5/5	#17 VANDERBILT (W, 11-5)	-	-	3.1	1	0	0	2	3	0	1.51	44
5/12	at #5 Ole Miss (L, 10-3)	L	-	4.2	3	1	1	1	3	1	1.56	69
5/17	LSU (W, 11-4)	-	-	3.0	3	0	0	0	2	0	1.45	39
5/19	LSU (W, 14-5)	-	-	2.0	3	3	1	1	3	1	1.59	38
5/22	vs. Kentucky (W, 4-3[11])	W	-	3.0	3	0	0	0	2	0	1.49	36
5/25	vs. #4 Ole Miss (L, 7-0)	-	-	2.2	4	2	2	0	2	2	1.76	48
6/3	at #11 N.C. State (W, 15-7)	W	-	4.1	6	3	3	2	5	1	2.11	86
6/10	vs. #1 Florida (W, 3-2)	W	-	3.0	2	1	1	1	1	1	2.16	42
6/11	at #1 Florida (L, 3-2)	L	-	0.1	1	1	1	0	0	1	2.30	8

**2019 - SOPHOMORE YEAR**

Date	Opp (Res.)	DEC	QS	IP	H	R	ER	BBSO	HR	ERA	NP	
2/16	GEORGIA SOUTHERN (L, 5-7)	-	-	2.2	4	1	1	1	0	0	3.38	34
2/22	at UCF (W, 4-1)	-	-	1.1	0	0	0	0	1	0	2.25	18
3/2	CINCINNATI (W, 5-0)	-	-	2.0	0	0	0	1	1	0	1.29	27
3/5	UT MARTIN (W, 15-9)	-	-	2.0	1	1	1	0	0	0	2.00	15
3/9	UTSA (W, 8-3)	-	-	2.0	3	2	1	0	4	0	2.45	36
3/15	#21 TENNESSEE (W, 2-0)	-	-	2.0	0	0	0	0	4	0	2.08	26
3/17	#21 TENNESSEE (W, 5-3)	-	-	2.2	3	1	1	2	0	1	2.30	37
3/22	at #4 Mississippi State (W, 6-5)	-	-	2.0	1	0	0	0	2	0	2.04	23
3/24	at #4 Mississippi State (L, 15-20)	L	-	2.1	7	5	5	0	2	0	4.05	42
3/29	at South Carolina (W, 4-2)	-	-	1.0	0	0	0	0	1	0	3.86	20
3/31	at South Carolina (W, 7-5)	-	-	1.1	2	0	0	0	0	0	3.63	24
4/5	#9 ARKANSAS (W, 6-3)	-	-	1.0	0	0	0	0	2	0	3.47	14
4/5	#9 ARKANSAS (L, 6-9)	-	-	3.0	3	0	0	2	4	0	3.08	54
4/13	at #12 Texas A&M (W, 7-0)	-	-	2.1	0	0	0	1	2	0	2.83	31
4/18	#17 OLE MISS (W, 7-4)	-	-	2.0	0	0	0	0	3	0	2.64	31
4/20	#17 OLE MISS (W, 6-5)	W	-	3.0	3	2	2	0	0	1	2.94	25
4/27	at #4 Vanderbilt (L, 5-9)	-	-	1.2	5	3	3	0	2	0	3.57	32
5/3	ALABAMA (W, 5-1)	-	-	1.0	0	0	0	0	2	0	3.47	13
5/4	ALABAMA (L, 6-7)	L	-	1.0	3	2	0	1	0	0	3.38	18
5/11	#7 GEORGIA (W, 4-3)	W	-	4.0	1	0	0	1	5	0	3.05	48
5/18	at #20 LSU (W, 5-4)	-	-	5.1	6	3	2	3	1	0	3.09	90
5/21	vs. #21 Tennessee (W, 5-3)	-	-	0.2	0	0	0	0	1	0	3.00	16
5/23	vs. #17 LSU (L, 3-4)	L	-	2.2	3	3	2	1	1	0	3.24	42
6/2	at Georgia Tech (W, 4-1)	-	-	3.0	1	1	1	0	4	1	3.23	39

**BAILEY HORN'S CAREER APPEARANCES**

**2019 - REDSHIRT SOPHOMORE YEAR**

Date	Opp (Res.)
------	------------



5/21	vs. #21 Tennessee (W, 5-3)	-	-	0.1	0	0	0	0	0	0	0	4.50	1
5/22	vs. #2 Vanderbilt (L, 1-11)	-	-	0.0	0	0	0	1	0	0	0	4.56	6

**JACK OWEN'S CAREER APPEARANCES**

\*-Starter

**2018 - FRESHMAN YEAR**

Date	Opp (Res.)	DEC	QS	IP	H	R	ER	BB	SO	HR	ERA	NP
2/17	LONGWOOD (W, 25-1)	-	-	1.0	1	1	1	2	1	0	9.00	29
3/3	BYU (W, 21-4)	-	-	3.0	2	0	0	0	1	0	2.25	33
3/13	GEORGIA TECH (W, 12-7)	-	-	3.0	2	0	0	1	5	0	1.29	45
3/20	*at Georgia Tech (L, 6-4)	L	-	3.1	9	6	6	2	3	1	6.10	56
3/27	*vs. Alabama (W, 5-2)	W	-	4.0	1	0	0	2	4	0	4.40	73
4/1	#24 MISSOURI (L, 5-0)	-	-	1.0	1	0	0	0	1	0	4.11	18
4/3	ALABAMA A&M (W, 19-5)	-	-	1.0	4	2	2	0	1	1	4.96	26
4/7	at #5 Arkansas (L, 13-2)	-	-	0.0	1	4	4	3	0	0	7.16	20
4/10	*at Samford (L 12-3)	L	-	1.0	5	4	4	0	0	1	8.83	23
4/24	*SAMFORD (W, 7-2)	W	-	5.1	6	2	2	0	5	0	7.54	77
5/8	*SOUTH ALABAMA (W, 10-4)	-	-	4.0	3	3	2	1	6	0	7.09	66
5/11	at #5 Ole Miss (L, 8-3)	-	-	1.0	1	0	0	0	1	0	6.83	10
5/15	*at Troy (L, 9-5)	-	-	4.1	5	1	1	2	6	0	6.19	93
5/22	*vs. Kentucky (W, 4-3 [11])	-	-	2.2	2	1	1	3	1	1	5.97	43

**2019 - SOPHOMORE YEAR**

Date	Opp (Res.)	DEC	QS	IP	H	R	ER	BBSO	HR	ERA	NP	
2/17	GEORGIA SOUTHERN (W, 4-3)	W	-	4.2	4	0	0	2	4	0	0.00	67
2/23	at UCF (L, 1-6)	-	-	4.1	3	1	0	0	8	0	0.00	79
3/2	*CINCINNATI (W, 5-0)	W	X	7.0	3	0	0	0	10	0	0.00	88
3/9	*UTSA (W, 5-0)	W	X	9.0	4	0	0	0	7	0	0.00	98
3/16	*#21 TENNESSEE (W, 5-2)	-	-	4.0	2	1	1	0	4	1	0.31	55
4/20	#17 OLE MISS (W, 6-5)	-	-	2.1	0	0	0	1	1	0	0.29	29
4/27	at #4 Vanderbilt (L, 5-9)	-	-	2.1	3	1	1	1	3	0	0.53	43
5/3	*ALABAMA (W, 5-1)	W	-	5.0	5	1	1	2	0	0	0.70	63
5/10	*#7 GEORGIA (L, 2-11)	L	-	3.2	7	6	6	1	3	1	1.91	65
5/17	*at #20 LSU (L, 1-5)	L	-	7.0	8	4	4	1	6	0	2.37	97
5/23	*vs. #17 LSU (L, 3-4)	-	-	5.2	5	1	1	1	5	0	2.29	102
5/31	*vs. Coastal Carolina (W, 16-7)	-	-	3.2	6	2	2	1	4	1	2.45	86

**BLAKE SCHILLECI'S CAREER APPEARANCES**

**2018 - JUNIOR YEAR**

Date	Opp (Res.)	DEC	QS	IP	H	R	ER	BB	SO	HR	ERA	NP
2/20	GEORGIA STATE (W, 3-2)	-	-	0.2	0	0	0	1	1	0	0.00	14
2/23	BRYANT (W, 15-7)	-	-	1.2	2	3	3	0	0	1	11.57	36
3/6	at UAB (W, 11-8)	-	-	0.2	1	0	0	1	1	0	9.00	11
3/10	NORTHEASTERN (W, 14-8)	-	-	0.1	1	1	1	1	0	1	10.80	11
3/14	MEMPHIS (W, 5-4)	-	-	1.2	1	0	0	0	1	0	7.20	22
3/25	at #8 Kentucky (L, 13-3)	-	-	0.2	3	2	2	0	0	0	9.53	15

**2019 - SENIOR YEAR**

Date	Opp (Res.)	DEC	QS	IP	H	R	ER	BB	SO	HR	ERA	NP
2/19	ALABAMA A&M (W, 10-1)	-	-	1.0	0	0	0	0	2	0	0.00	9
4/2	GEORGIA TECH (L, 3-9)	-	-	3.2	1	4	4	3	4	0	7.71	64
4/6	#9 ARKANSAS (L, 0-8)	-	-	0.2	1	0	0	1	0	0	6.75	25
4/12	at #12 Texas A&M (L, 0-4)	-	-	1.0	3	1	1	0	2	0	7.11	19
4/16	at #16 Georgia Tech (L, 6-11)	L	-	0.2	3	2	2	1	0	0	9.00	29
4/23	at Jacksonville State (W, 14-2)	-	-	1.1	2	0	0	0	3	0	7.56	27
4/26	at #4 Vanderbilt (L, 2-5)	-	-	3.2	4	0	0	1	3	0	5.25	55
5/4	ALABAMA (L, 6-7)	-	-	1.1	2	1	1	0	0	0	5.40	21
5/7	UAB (L, 4-6)	-	-	1.1	1	2	2	1	1	0	6.14	23
5/11	#7 GEORGIA (L, 8-10)	L	-	1.2	3	3	3	0	0	1	7.16	27
5/14	NORTH ALABAMA (W, 8-7)	-	-	0.1	1	1	1	0	0	0	7.56	7
5/22	vs. #2 Vanderbilt (L, 1-11)	-	-	0.1	2	0	0	0	0	0	7.41	8

**CARSON SKIPPER'S CAREER APPEARANCES**

\*-Starter

**2019 - FRESHMAN YEAR**

Date	Opp (Res.)	DEC	QS	IP	H	R	ER	BB	SO	HR	ERA	NP
2/15	GEORGIA SOUTHERN (W, 11-2)	-	-	3.0	3	0	0	1	1	0	0.00	48
2/19	*ALABAMA A&M (W, 10-1)	W	-	4.0	2	1	0	0	8	0	0.00	67
2/24	at UCF (W, 13-9)	W	-	2.0	3	3	3	3	1	1	3.00	58
3/2	*CINCINNATI (W, 9-5)	-	-	3.0	5	4	3	0	4	1	4.50	59
3/6	UT MARTIN (W, 2-0)	-	-	2.1	0	0	0	0	5	0	3.77	31
3/9	*UTSA (W, 8-3)	W	-	4.2	5	0	0	0	5	0	2.84	70
3/17	*#21 TENNESSEE (W, 5-3)	-	-	3.0	3	2	1	1	1	0	2.86	46
3/23	*at #4 Mississippi State (L, 2-15)	L	-	0.2	5	5	4	2	1	0	4.37	35
3/24	at #4 Mississippi State (L, 15-20)	-	-	0.1	2	3	3	1	0	1	5.48	9
3/30	*at South Carolina (W, 7-5)	-	-	1.0	4	3	3	2	1	0	6.38	43
4/5	#9 ARKANSAS (W, 6-3)	-	-	0.2	1	0	0	0	1	0	6.20	8
4/5	#9 ARKANSAS (L, 6-9)	L	-	3.0	3	5	5	3	3	2	7.16	78
4/9	JACKSONVILLE STATE (L, 6-11)	-	-	0.0	0	0	0	2	0	0	7.16	10
4/16	*at #16 Georgia Tech (L, 6-11)	-	-	2.1	1	1	1	4	3	0	6.82	53
4/23	at Jacksonville State (W, 14-2)	-	-	1.0	0	0	0	1	0	0	6.61	17
4/25	at #4 Vanderbilt (L, 6-12)	-	-	1.1	3	2	2	3	1	0	6.89	43
5/7	*UAB (L, 4-6)	L	-	2.1	5	4	4	0	3	0	7.46	48

**GARRETT WADE'S CAREER APPEARANCES**

**2019 - FRESHMAN YEAR**

Date	Opp (Res.)	DEC	QS	IP	H	R	ER	BB	SO	HR	ERA	NP
2/16	GEORGIA SOUTHERN (L, 5-7)	-	-	0.0	0	0	0	0	1	0	0.00	4
2/20	ALABAMA A&M (W, 10-2)	W	-	4.0	3	0	0	1	4	0	0.00	61
3/6	*UT MARTIN (W, 2-0)	W	-	5.0	1	0	0	2	8	0	0.00	72
3/12	*at South Alabama (W, 6-3)	W	-	5.0	2	1	1	4	8	1	0.95	91
3/19	*at UAB (W, 13-5)	-	-	1.2	3	4	3	4	2	0	2.30	40
3/24	at #4 Mississippi State (L, 15-20)	-	-	0.0	1	2	2	1	0	0	3.45	8
3/26	*vs. Alabama (L, 3-6)	-	-	3.2	4	3	2	5	4	0	3.72	69
4/2	*GEORGIA TECH (L, 3-9)	-	-	3.0	5	3	3	3	3	0	4.43	60
4/5	#9 ARKANSAS (L, 6-9)	-	-	1.0	1	0	0	1	2	0	4.24	17
4/9	*JACKSONVILLE STATE (L, 6-11)	-	-	3.0	6	5	5	3	2	0	5.47	66
4/18	*#17 OLE MISS (W, 7-4)	-	-	2.2	5	4	1	1	2	0	5.28	63
4/26	at #4 Vanderbilt (L, 2-5)	-	-	0.1	0	0	0	0	0	0	5.22	1
4/27	at #4 Vanderbilt (L, 5-9)	-	-	1.1	2	1	1	0	1	0	5.28	19
5/4	ALABAMA (L, 6-7)	-	-	1.2	0	0	0	2	3	0	5.01	31
5/7	UAB (L, 4-6)	-	-	1.0	0	0	0	0	1	0	4.86	15

**RYAN WATSON'S CAREER APPEARANCES**

\*-Starter

**2017 - FRESHMAN YEAR**

Date	Opp (Res.)	DEC	QS	IP	H	R	ER	BB	SO	HR	ERA	NP
2/18	GEORGE WASHINGTON (L, 5-9)	-	-	0.2	2	1	1	0	1	0	13.50	10
2/26	HOLY CROSS (W, 13-4)	-	-	1.0	0	0	0	0	2	0	5.40	15
3/3	LIPSCOMB (W, 8-0)	-	-	1.0	0	0	0	0	2	0	3.38	16
3/5	LIPSCOMB (L, 7-8)	-	-	1.1	1	0	1	1	2	0	2.25	29
3/10	PRESBYTERIAN (L, 8-11)	-	-	0.0	1	1	1	0	0	0	4.50	2
3/11	PRESBYTERIAN (W, 7-5)	W	-	1.1	1	2	0	2	1	0	3.38	37
3/14	UAB (W, 4-0)	-	-	2.0	0	0	0	0	2	0	2.45	23
3/17	#5 FLORIDA (W, 14-3)	-	-	2.2	2	1	1	0	2	0	2.70	28
3/21	at Georgia Tech (W, 7-4)	-	-	1.2	0	0	0	1	0	0	2.31	17
3/24	at Georgia (W, 2-1)	-	-	1.0	2	1	1	0	0	0	2.84	-
3/28	vs. Alabama (W, 4-3)	-	-	2.2	1	0	0	2	3	0	2.35	43
4/2	*#6 SOUTH CAROLINA (W, 6-5)	-	-	2.0	4	1	1	0	1	0	2.60	33
4/8	at Texas A&M (L, 3-6)	-	-	1.0	3	1	1	1	0	0	2.95	23
4/11	at Samford (W, 16-15)	-	-	1.0	1	0	0	1	1	0	2.79	21
4/15	at Tennessee (W, 8-1)	-	-	1.0	2	1	1	0	1	1	3.10	16
4/18	at Kennesaw State (W, 15-7)	-	-	1.0	2	2	2	1	1	0	3.80	20
4/23	*#16 ARKANSAS (W, 11-6)	-	-	3.0	5	2	2	0	0	0	4.07	43
5/7	ALABAMA (L, 9-11)	L	-	1.1	2	2	1	0	2	0	4.21	27
5/9	at UAB (L, 2-8)	-	-	0.2	4	3	3	0	0	0	5.13	16
5/20	OLE MISS (L, 4-8)	-	-	1.0	0	0	0	0	0	0	4.94	15
5/25	vs. #13 Arkansas (L, 0-12)	-	-	2.2	3	1	1	2	1	0	4.80	50
6/5	at #16 Florida State (L, 0-6)	-	-	1.1	3	2	2	0	0	0	5.17	23

**2018 - SOPHOMORE YEAR**

Date	Opp (Res.)	DEC	QS	IP	H	R	ER	BB	SO	HR	ERA	NP
2/17	LONGWOOD (W, 25-1)	-	-	1.0	0	0	0	0	1	0	0.00	13
2/20	*GEORGIA STATE (W, 3-2)	-	-	3.1	5	2	2	0	2	0	4.70	47
3/6												

**SUPERLATIVES AND MISCELLANEOUS NOTES**

**STARTS BY POSITION**

**STARTING PITCHER**

Tanner Burns	14	10-4
Carson Skipper	8	5-3
Brooks Fuller	8	4-4
Jack Owen	8	5-3
Garrett Wade	7	4-3
Richard Fitts	5	1-4
Elliott Anderson	3	1-2
Kyle Gray	3	1-2
Bailey Horn	3	3-0
Davis Daniel	1	1-0
Ryan Watson	1	1-0

**CATCHER**

Matt Scheffler	54	32-22
Chase Hall	7	4-3

**FIRST BASE**

Rankin Woley	59	35-24
Brody Moore	2	1-1

**SECOND BASE**

Ryan Bliss	59	34-25
Everett Lau	2	2-0

**THIRD BASE**

Edouard Julien	60	35-25
Ed Johnson	1	1-0

**SHORTSTOP**

Will Holland	59	34-25
Ryan Bliss	2	2-0

**LEFT FIELD**

Judd Ward	57	33-24
Conor Davis	2	2-0
Brody Moore	2	1-1

**CENTER FIELD**

Kason Howell	58	34-24
Judd Ward	3	2-1

**RIGHT FIELD**

Steven Williams	59	35-24
Devin Warner	2	1-1

**DESIGNATED HITTER**

Conor Davis	55	30-25
Everett Lau	6	6-0

**2019 AUBURN & OPPONENT HIGHS**

**TEAM BATTING**

	AUBURN	OPPONENT
Runs in a game	17, vs. UA (5/5)	20, at MSU (3/24)
Runs in an inning	9, [8th] vs. UA (5/5)	7, [8th] at MSU (3/23)
Most Hits in a game	21, at MSU (3/24)	21, at MSU (3/24)
Fewest Hits in a game	2, two times	2, UC (3/1)
Hits in an inning	8, [8th] vs. UA (5/5)	6, three times
2B in a game	4, five times	8, at MSU (3/24)
3B in a game	2, vs. AAMU (2/19)	1, six times
HR in a game	3, three times	4, UCF (2/24)
SB in a game	6, vs. UT (3/17)	4, three times
LOB in a game	16, vs. ARK (4/5)	18, ARK (4/5)
K in a game	13, three times	20, ARK (4/5)
BB in a game	11, two times	13, ARK (4/5)

**TEAM PITCHING**

	AUBURN	OPPONENT
K in a game	20, vs. ARK (4/5)	13, three times
BB in a game	13, vs. ARK (4/5)	11, two times
Pitchers used	7, four times	8, UA (3/26)
Total Quality Starts	10	19

**TEAM FIELDING**

	AUBURN	OPPONENT
Errors in a game	3, four times	4, two times
DP turned in a game	3, two times	4, at GT (6/1)

**IND. BATTING**

	AUBURN	OPPONENT
Hits in a game	4, two times	5, two times
Runs in a game	4, Bliss vs. UGA (5/11)	4, three times
2B in a game	2, three times	3, Brenning [UNA] (5/14)
3B in a game	1, nine times	1, six times
HR in a game	2, two times	2, two times
RBI in a game	5, two times	5, four times
XBH in a game	2, eight times	3, Brenning [UNA] (5/14)
SB in a game	2, nine times	2, three times
BB in a game	3, six times	3, six times
HBP in a game	2, four times	2, two times
K in a game	4, Holland, two times	4, six times
Hitting Streak	10 g, three times	3 g, 38 times
Consec. G w/HR	Williams (5/31-6/1)	Five times

**IND. PITCHING**

	AUBURN	OPPONENT
K by a starter	15, Burns vs. UC (3/1)	10, two times
K by a reliever	8, two times	7, Magwood [JSU] (4/9)
BB by a starter	5, Wade vs. UA (3/26)	5, Linginfelter [UT] (3/16)
BB by a reliever	3, 10 times	5, two times
IP by a starter	9.0, two times	8.2, Thomas [GT] (6/1)
IP by a reliever	6.1, Fitts vs. UNA (5/14)	4.2, three times

**MISCELLANEOUS**

	AUBURN
Biggest comeback win	5, two times
Biggest blown lead loss	6, two times
Largest margin of victory	12, at JSU (4/23)
Largest margin of defeat	13, at MSU (3/23)
Longest game, Time	5:40, vs. ARK (4/5 - G2)
Longest game, Time (9 inn)	4:11, two times
Shortest game, Time (9 inn)	2:20, UTSA (3/9 - G1)
Longest game, Innings	15, vs. ARK (4/5 - G2)
Largest crowd, Home	4,096, vs. GS (2/16)
Largest crowd, Road	12,343, at MSU (3/23)
Largest crowd, Neutral	7,896 vs. UA at Riverwalk Stadium (3/26)

**STARTS BY ORDER**

**LEADOFF**

Judd Ward	43	23-20
Will Holland	18	13-5

**2ND SPOT**

Ryan Bliss	21	10-11
Steven Williams	16	12-4
Kason Howell	14	5-9
Will Holland	9	8-1
Rankin Woley	1	1-0

**3RD SPOT**

Edouard Julien	30	16-14
Rankin Woley	14	8-6
Conor Davis	12	7-5
Steven Williams	5	5-0

**CLEANUP**

Conor Davis	17	7-10
Rankin Woley	16	12-4
Edouard Julien	14	8-6
Will Holland	10	5-5
Matt Scheffler	2	2-0
Steven Williams	2	2-0

**5TH SPOT**

Matt Scheffler	20	7-13
Conor Davis	14	8-6
Ryan Bliss	7	6-1
Steven Williams	7	4-3
Edouard Julien	5	5-0
Rankin Woley	4	2-2
Will Holland	3	3-0
Judd Ward	1	1-0

**6TH SPOT**

Rankin Woley	21	9-12
Conor Davis	14	10-4
Ryan Bliss	12	8-4
Steven Williams	5	2-3
Everett Lau	3	3-0
Edouard Julien	2	2-0
Kason Howell	1	1-0
Matt Scheffler	1	0-1
Judd Ward	1	0-1

**7TH SPOT**

Kason Howell	21	14-7
Ryan Bliss	12	9-3
Steven Williams	10	4-6
Will Holland	8	2-6
Edouard Julien	4	2-2
Everett Lau	2	2-0
Rankin Woley	2	2-0
Matt Scheffler	1	1-0
Devin Warner	1	0-1

**8TH SPOT**

Judd Ward	14	11-3
Steven Williams	14	6-8
Kason Howell	12	8-4
Ryan Bliss	5	1-4
Edouard Julien	5	2-3
Will Holland	4	2-2
Everett Lau	3	3-0
Matt Scheffler	2	1-1
Chase Hall	1	1-0
Devin Warner	1	1-0

**9TH SPOT**

Matt Scheffler	28	21-7
Kason Howell	10	6-4
Will Holland	7	1-6
Chase Hall	6	3-3
Ryan Bliss	4	2-2
Brody Moore	4	2-2
Ed Johnson	1	1-0
Judd Ward	1	0-1

## PITCHING NOTES

### 2019 BULLPEN BY NUMBERS

Total App.....	185
Saves/Opp.....	15/23
IR/IRS.....	175/71
BA Against.....	.249
ERA.....	4.18

### SAVES/OPP

Elliott Anderson.....	0/1
Richard Fitts.....	0/1
Brooks Fuller.....	2/3
Cody Greenhill.....	11/15
Blake Schilleci.....	0/1
Carson Skipper.....	2/2

### INHERITED RUNNERS/SCORED

Elliott Anderson.....	13/9
Richard Fitts.....	14/8
Brooks Fuller.....	11/4
Peyton Glavine.....	8/2
Kyle Gray.....	8/4
Cody Greenhill.....	17/4
Bailey Horn.....	12/3
Will Morrison.....	28/7
Jack Owen.....	5/2
Blake Schilleci.....	14/7
Carson Skipper.....	9/6
Garrett Wade.....	7/3
Ryan Watson.....	29/12

### 1ST BATTER FACED/RETIRED

Elliott Anderson.....	23/12
Richard Fitts.....	13/7
Brooks Fuller.....	12/8
Kyle Gray.....	12/11
Cody Greenhill.....	25/17
Peyton Glavine.....	9/6
Bailey Horn.....	13/7
Will Morrison.....	24/17
Jack Owen.....	4/2
Blake Schilleci.....	12/9
Carson Skipper.....	9/5
Garrett Wade.....	8/4
Ryan Watson.....	21/13

### RELIEF ERA

Jack Owen.....	0.66
Richard Fitts.....	2.56
Garrett Wade.....	2.89
Cody Greenhill.....	3.23
Elliott Anderson.....	3.51
Brooks Fuller.....	3.94
Kyle Gray.....	3.94
Will Morrison.....	4.56
Bailey Horn.....	5.32
Peyton Glavine.....	5.62
Ryan Watson.....	5.73
Blake Schilleci.....	7.41
Carson Skipper.....	8.56

### BP SCORELESS IP (current/long)

Elliott Anderson.....	15.2
Davis Daniel.....	5.2
Richard Fitts.....	6.0
Brooks Fuller.....	5.0
Peyton Glavine.....	4.1
Kyle Gray.....	7.2
Cody Greenhill.....	2.1
Ryan Hoerter.....	2.0
Bailey Horn.....	6.2
Will Morrison.....	0.2
Jack Owen.....	1.2
Blake Schilleci.....	0.1
Carson Skipper.....	3.1
Garrett Wade.....	4.0
Ryan Watson.....	0.1

2019 Auburn Baseball  
Team Game-by-Game for Auburn (as of Jun 03, 2019)  
Pitching (All games)

Date	Opponent	ip	h	r	er	bb	so	2b	3b	hr	wp	bk	hbp	dp	lbb	score	w-l	sv	era
Feb 15	GEORGIA SOUTH	9.0	9	2	1	12	2	0	0	0	0	0	0	0	0	11-2	1-0	1	1.00
Feb 16	GEORGIA SOUTH	13.0	12	7	7	3	11	1	0	2	4	0	1	1	1	5-7	1-1	1	3.27
Feb 17	GEORGIA SOUTH	13.0	10	3	1	6	7	1	0	0	1	0	2	1	2	4-3	2-1	1	2.31
Feb 19	ALABAMA A&M	9.0	4	1	0	1	17	2	0	0	0	0	2	0	0	10-1	3-1	1	1.84
Feb 20	ALABAMA A&M	9.0	8	2	0	5	10	2	0	0	1	0	0	1	0	10-2	4-1	1	1.53
Feb 22	at UCF	9.0	5	1	1	4	10	1	0	0	0	0	1	0	0	4-1	5-1	2	1.45
Feb 23	at UCF	8.0	9	6	5	2	9	2	0	0	0	0	0	0	0	1-6	5-2	2	1.93
Feb 24	at UCF	9.0	11	9	9	3	3	1	0	4	0	0	2	2	0	13-9	6-2	2	2.73
Mar 01	CINCINNATI	9.0	2	0	0	0	15	1	0	0	0	0	0	0	0	5-0	7-2	2	2.45
Mar 02	CINCINNATI	9.0	3	0	0	1	11	1	0	0	0	0	0	0	0	5-0	8-2	3	2.23
Mar 02	CINCINNATI	9.0	8	5	4	1	11	3	0	2	1	0	0	0	0	9-5	9-2	4	2.38
Mar 05	UT MARTIN	9.0	10	9	6	5	3	5	0	0	0	0	2	0	0	15-9	10-2	4	2.66
Mar 06	UT MARTIN	9.0	3	0	0	3	15	0	0	0	2	0	1	0	0	2-0	11-2	5	2.47
Mar 08	TEXAS AT SAN AN	9.0	4	0	0	1	10	1	0	0	1	0	0	1	0	6-0	12-2	5	2.30
Mar 09	TEXAS AT SAN AN	9.0	4	0	0	0	7	0	0	0	0	0	0	1	0	5-0	13-2	5	2.15
Mar 09	TEXAS AT SAN AN	9.0	10	3	2	1	12	1	0	0	0	1	0	0	0	8-3	14-2	5	2.15
Mar 12	at South Alabama	9.0	6	2	2	5	16	0	0	2	0	1	0	0	0	6-2	15-2	5	2.14
*Mar 15	TENNESSEE	9.0	4	0	0	2	13	0	0	0	0	0	1	0	0	2-0	16-2	6	2.02
*Mar 16	TENNESSEE	9.0	6	2	2	3	8	0	0	1	0	0	0	0	0	5-2	17-2	6	2.02
*Mar 17	TENNESSEE	9.0	10	3	2	6	2	2	1	1	0	0	0	1	1	5-3	18-2	6	2.02
Mar 19	at UAB	9.0	7	5	4	7	9	2	0	0	0	0	0	0	0	13-5	19-2	6	2.11
*Mar 22	at Mississippi State	9.0	7	5	4	3	7	2	0	0	3	0	2	0	0	6-5	20-2	7	2.20
*Mar 23	at Mississippi State	8.0	20	15	14	8	7	5	0	1	1	0	0	1	0	2-15	20-3	7	2.70
*Mar 24	at Mississippi State	8.0	21	20	18	5	6	8	0	2	0	0	1	0	0	15-20	20-4	7	3.34
Mar 26	vs Alabama	8.0	10	6	5	8	5	3	0	0	1	0	1	1	0	3-6	20-5	7	3.42
*Mar 29	at South Carolina	9.0	4	2	1	3	8	0	0	1	0	0	1	0	0	4-2	21-5	8	3.33
*Mar 30	at South Carolina	8.0	4	4	2	7	8	1	0	1	2	0	0	0	0	0-4	21-6	8	3.29
*Mar 31	at South Carolina	9.0	11	5	5	4	4	2	0	2	1	0	0	1	0	7-5	22-6	9	3.35
Apr 02	GEORGIA TECH	9.0	9	9	9	9	9	3	0	0	3	0	2	0	0	3-9	22-7	9	3.55
*Apr 05	ARKANSAS	9.0	8	3	3	2	13	1	1	1	2	0	0	0	0	6-3	23-7	10	3.53
*Apr 05	ARKANSAS	15.0	14	9	8	11	20	3	2	1	2	0	1	0	2	6-9	23-8	10	3.59
*Apr 06	ARKANSAS	9.0	10	8	8	9	3	2	0	1	0	0	0	0	0	0-8	23-9	10	3.73
Apr 09	JACKSONVILLE ST	9.0	10	11	11	9	6	2	0	0	0	0	0	0	0	6-11	23-10	10	3.94
*Apr 12	at Texas A&M	8.0	8	4	4	1	10	4	0	0	2	0	0	1	0	0-4	23-11	10	3.96
*Apr 13	at Texas A&M	9.0	5	0	0	5	6	0	0	0	2	0	0	2	0	7-0	24-11	11	3.85
*Apr 14	at Texas A&M	8.0	8	4	4	1	8	0	0	1	1	0	0	0	0	1-4	24-12	11	3.86
Apr 16	at Georgia Tech	8.0	14	11	11	10	9	2	0	0	3	0	1	0	1	6-11	24-13	11	4.06
*Apr 18	OLE MISS	9.0	9	4	1	1	9	1	0	0	0	0	1	1	0	7-4	25-13	12	3.98
*Apr 19	OLE MISS	9.0	11	5	5	5	12	0	1	2	0	0	1	1	0	3-5	25-14	12	4.01
*Apr 20	OLE MISS	10.0	8	5	5	3	7	1	0	3	1	0	0	2	0	6-5	26-14	12	4.02
Apr 23	at Jacksonville Stat	9.0	10	2	2	5	13	1	0	1	1	0	1	0	0	14-2	27-14	12	3.97
*Apr 25	at Vanderbilt	8.0	13	12	8	9	10	4	0	1	4	1	1	0	0	6-12	27-15	12	4.08
*Apr 26	at Vanderbilt	8.0	13	5	5	4	6	4	0	1	2	0	0	3	0	2-5	27-16	12	4.11
*Apr 27	at Vanderbilt	8.0	15	9	7	4	8	2	1	1	0	0	1	1	0	5-9	27-17	12	4.18
*May 03	ALABAMA	9.0	7	1	1	3	5	1	0	0	1	0	1	3	0	5-1	28-17	12	4.11
*May 04	ALABAMA	9.0	11	7	5	6	8	2	0	0	0	0	1	1	0	6-7	28-18	12	4.13
*May 05	ALABAMA	9.0	14	7	7	3	7	1	0	2	2	0	0	0	0	17-7	29-18	12	4.19
*May 07	UAB	9.0	6	6	6	7	8	1	1	0	2	0	2	1	0	4-6	29-19	12	4.23
*May 10	GEORGIA	9.0	14	11	11	2	7	2	0	2	1	0	1	1	0	2-11	29-20	12	4.37
*May 11	GEORGIA	10.0	8	3	3	1	9	1	0	2	1	0	1	2	0	4-3	30-20	12	4.33
*May 11	GEORGIA	9.0	12	10	9	3	6	1	0	2	1	0	0	0	0	8-10	30-21	12	4.42
May 14	NORTH ALABAMA	11.0	12	7	7	6	13	5	0	0	1	0	2	1	0	8-7	31-21	12	4.45
*May 16	at LSU	8.0	10	7	6	0	3	0	0	3	0	0	0	0	0	1-7	31-22	12	4.49
*May 17	at LSU	8.0	9	5	5	2	7	1	0	0	2	0	1	1	0	1-5	31-23	12	4.51
*May 18	at LSU	11.0	11	4	3	3	6	3	0	0	1	0	2	1	0	5-4	32-23	13	4.46
May 21	vs Tennessee	9.0	4	3	3	5	13	0	0	1	3	0	1	0	0	5-3	33-23	14	4.44
May 22	vs Vanderbilt	7.1	16	11	10	4	8	4	0	1	2	0	1	2	0	1-11	33-24	14	4.55
May 23	vs LSU	8.1	8	4	3	2	6	1	0	0	1	0	0	0	0	3-4	33-25	14	4.53
May 31	vs Coastal Carolina	9.0	10	7	7	4	13	2	0	2	2	0	2	0	0	16-7	34-25	14	4.57
Jun 01	at Georgia Tech	9.0	9	5	1	0	6	2	0	0	2	0	1	1	0	6-5	35-25	14	4.51
Jun 02	at Georgia Tech	9.0	3	1	1	1	8	0	0	1	0	0	0	2	0	4-1	36-25	15	4.45
Totals		553.2	551	317	274	238	538	106	6	49	63	2	42	39	7	355-317	36-25	15	4.45

### AUBURN STARTING PITCHER BREAKDOWN

Starter	GS	Quality Starts	Run Support	RS/Start	Auburn Record
T. Burns	14	6	29	2.1	10-4
B. Fuller	8	1	11	1.4	4-4
C. Skipper	8	0	24	3.0	5-3
J. Owen	8	2	16	2.0	5-3
G. Wade	7	0	16	2.3	4-3
R. Fitts	5	0	4	0.8	1-4
E. Anderson	3	0	7	1.8	1-2
K. Gray	3	0	1	0.3	1-2
B. Horn	3	1	6	2.0	3-0
D. Daniel	1	0	5	5.0	1-0
R. Watson	1	0	5	5.0	1-0

#### Auburn Overall Rankings

Category	Rank	No.
ERA	10th	4.45
Opp BA	12th	.259
Hits Allowed	T-12th	551
Walks	11th	238
Strikeouts	10th	538

#### Auburn SEC-Only Rankings

Category	Rank	No.
ERA	10th	5.20
Opp BA	11th	.284
Hits Allowed	12th</	

**HITTING NOTES**

**2019 MULTI-HIT GAMES**

	2	3	4	5+	Total
Ryan Bliss	15	4	-	-	19
Judd Ward	13	6	-	-	19
Conor Davis	14	4	-	-	18
Rankin Woley	15	3	-	-	16
Steven Williams	12	2	1	-	15
Kason Howell	12	2	-	-	14
Edouard Julien	12	2	-	-	14
Will Holland	8	4	1	-	13
Matt Scheffler	11	1	-	-	12
Everett Lau	1	1	-	-	2
Brody Moore	1	1	-	-	2
Devin Warner	-	1	-	-	1

**CAREER MULTI-HIT GAMES**

	2	3	4	5+	Total
Conor Davis	36	8	-	-	44
Will Holland	28	11	2	-	41
Steven Williams	19	8	4	-	31
Edouard Julien	24	6	-	-	30
Judd Ward	18	6	-	-	24
Ryan Bliss	15	4	-	-	19
Rankin Woley	15	3	-	-	16
Kason Howell	12	2	-	-	13
Matt Scheffler	11	1	-	-	12
Everett Lau	1	1	-	-	2
Brody Moore	1	1	-	-	2
Devin Warner	-	1	-	-	1

**2019 MULTI-RBI GAMES**

	2	3	4	5+	Total
Edouard Julien	10	5	1	-	16
Ryan Bliss	8	2	1	-	11
Rankin Woley	8	3	-	-	11
Will Holland	7	1	-	-	8
Steven Williams	3	4	-	1	8
Conor Davis	4	1	2	-	7
Judd Ward	3	2	1	-	6
Matt Scheffler	2	1	-	-	3
Kason Howell	1	1	-	-	2
Everett Lau	-	-	-	1	1
Devin Warner	-	1	-	-	1
Chase Hall	1	-	-	-	1

**CAREER MULTI-RBI GAMES**

	2	3	4	5+	Total
Edouard Julien	15	12	7	-	34
Will Holland	17	8	2	-	27
Conor Davis	15	5	4	1	25
Steven Williams	10	8	2	2	22
Ryan Bliss	8	2	1	-	11
Rankin Woley	8	3	-	-	11
Judd Ward	5	2	1	-	8
Matt Scheffler	2	1	-	-	3
Kason Howell	1	1	-	-	2
Chase Hall	1	-	-	-	1
Everett Lau	-	-	-	1	1
Devin Warner	-	1	-	-	1

**CAREER STARTS**

	Career	Consec.
Will Holland	165	31
Conor Davis	142	46
Steven Williams	124	3
Edouard Julien	119	57
Judd Ward	81	48
Ryan Bliss	61	61
Rankin Woley	59	14
Kason Howell	58	9
Matt Scheffler	54	4
Everett Lau	8	-
Chase Hall	7	1
Brody Moore	4	2
Devin Warner	2	1
Ed Johnson	1	-

**TEAM NOTES**

Auburn Overall SEC Rankings			Auburn SEC-Only Rankings		
Category	Rank	No.	Category	Rank	No.
Avg.	9th	.263	Avg.	9th	.244
Hits	8th	553	Hits	9th	251
2B	8th	102	2B	T-5th	46
HR	13th	45	HR	10th	21
BB	9th	257	BB	T-9th	99

**2019 AUBURN HOME RUNS**

No.	Player (#)	Opponent (Date)	On	Outs	Inn.	Pitcher
1	Edouard Julien (1)	Georgia Southern (2/17)	0	0	7th	Edwards (R)
2	Edouard Julien (2)	Alabama A&M (2/20)	0	0	5th	Mendoza (L)
3	Judd Ward (1)	Alabama A&M (2/20)	0	0	8th	Figueroa (R)
4	Edouard Julien (3)	Alabama A&M (2/20)	1	2	8th	Figueroa (R)
5	Edouard Julien (4)	at UCF (2/22)	1	0	2nd	Schuermann (L)
6	Conor Davis (1)	at UCF (2/24)	1	0	2nd	Spicer (R)
7	Steven Williams (1)	at UCF (2/24)	1	1	3rd	Spicer (R)
8	Rankin Woley (1)	at UCF (2/24)	0	2	4th	Sinclair (R)
9	Steven Williams (2)	Cincinnati (3/1)	1	1	7th	Shawver (L)
10	Ryan Bliss (1)	Cincinnati (3/2)	0	2	3rd	Batcho (L)
11	Edouard Julien (5)	UT Martin (3/5)	0	1	4th	Cannon (R)
12	Everett Lau (1)	UT Martin (3/5)	2	1	7th	O'Doherty (R)
13	Conor Davis (2)	UT Martin (3/6)	0	2	4th	Bullington (R)
14	Matt Scheffler (1)	UTSA (3/9)	0	2	5th	Foust (R)
15	Conor Davis (3)	at UAB (3/19)	3	2	5th	Wesson (R)
16	Steven Williams (3)	at Mississippi State (3/22)	0	1	6th	Small (L)
17	Rankin Woley (2)	at Mississippi State (3/22)	0	1	6th	Small (L)
18	Steven Williams (4)	at Mississippi State (3/24)	1	0	4th	Price (R)
19	Judd Ward (2)	at Mississippi State (3/24)	2	1	7th	Gordon (R)
20	Will Holland (1)	at South Carolina	1	1	2nd	Shook (R)
21	Edouard Julien (6)	at South Carolina	2	2	2nd	Tringali (R)
22	Will Holland (2)	Arkansas (4/5)	1	0	5th	Noland (R)
23	Edouard Julien (7)	Jacksonville State (4/9)	1	1	1st	Willingham (R)
24	Conor Davis (4)	at Texas A&M (4/13)	1	1	1st	Lacy (L)
25	Edouard Julien (8)	Ole Miss (4/18)	0	2	7th	Myers (R)
26	Conor Davis (5)	Ole Miss (4/19)	0	0	2nd	Nikhazy (L)
27	Will Holland (3)	Ole Miss (4/19)	0	2	4th	Nikhazy (L)
28	Conor Davis (6)	Ole Miss (4/19)	0	0	6th	Nikhazy (L)
29	Will Holland (4)	at Vanderbilt (4/25)	0	2	6th	Hickman (R)
30	Rankin Woley (3)	at Vanderbilt (4/27)	2	0	8th	Eder (L)
31	Steven Williams (5)	Alabama (5/5)	2	1	8th	Vainer (R)
32	Will Holland (5)	Alabama (5/5)	1	1	8th	Freeman (R)
33	Judd Ward (3)	Georgia (5/10)	0	2	5th	Locey (R)
34	Will Holland (6)	Georgia (5/11)	0	1	2nd	Hancock (R)
35	Steven Williams (6)	North Alabama (5/14)	2	2	2nd	Mancour (L)
36	Will Holland (7)	North Alabama (5/14)	0	2	5th	Stillman (R)
37	Will Holland (8)	at LSU (5/17)	0	0	5th	Marceaux (R)
38	Ryan Bliss (2)	at LSU (5/18)	0	1	6th	Peterson (R)
39	Matt Scheffler (2)	at LSU (5/18)	1	1	9th	Hess (R)
40	Judd Ward (4)	vs. Tennessee (5/21)	1	1	7th	Sewell (R)
41	Will Holland (9)	vs. Vanderbilt (5/22)	0	2	4th	Hickman (R)
42	Steven Williams (7)	vs. Coastal Carolina (5/31)	2	1	4th	Veneziano (L)
43	Conor Davis (7)	vs. Coastal Carolina (5/31)	0	2	6th	Gentry (L)
44	Ryan Bliss (3)	at Georgia Tech (6/1)	0	1	1st	Thomas (L)
45	Steven Williams (8)	at Georgia Tech (6/1)	2	2	9th	Thomas (L)

**AUBURN CAREER HOME RUN BREAKDOWN**

	1R	2R	3R	GS	Career	Home	Road	Last
Bliss	3	--	--	--	3	1	2	6/1/19
Davis	4	2	3	1	10	6	4	5/31/19
Holland	15	8	1	--	24	14	10	5/22/19
Julien	7	6	9	3	25	14	11	4/18/19
Lau	--	--	1	--	1	1	--	3/5/19
Scheffler	1	1	--	--	2	1	1	5/18/19
Ward	2	1	1	0	4	2	2	5/21/19
Williams	6	6	7	1	20	10	10	6/1/19
Woley	2	--	1	--	3	--	3	4/27/19

**HITTING STREAKS**

	Current	'19	Career
Ryan Bliss	3	10	10
Conor Davis	-	10	11
Matt Scheffler	-	10	10
Judd Ward	-	7	7
Edouard Julien	-	6	6
Will Holland	3	5	8
Kason Howell	4	5	5
Steven Williams	3	5	6
Rankin Woley	3	5	5
Ed Johnson	-	2	2
Everett Lau	-	2	2
Brody Moore	-	2	2
Chase Hall	-	2	2
Brett Olson	1	1	1
Devin Warner	1	1	1

**REACHED BASE STREAKS**

	Current	'19	Career
Steven Williams	4	19	25
Judd Ward	4	18	18
Conor Davis	-	17	19
Kason Howell	6	17	17
Rankin Woley	3	17	17
Matt Scheffler	-	13	13
Edouard Julien	6	11	14
Ryan Bliss	7	10	10
Will Holland	3	9	18
Everett Lau	-	5	5
Chase Hall	-	3	3
Ed Johnson	-	3	3
Brody Moore	-	2	2
Brett Olson	2	2	2
Devin Warner	1	1	1

**BUNT HITS**

Player	No.
Judd Ward	5
Ryan Bliss	3
Matt Scheffler	2
Kason Howell	1
Edouard Julien	1
<b>TOTAL</b>	<b>12</b>

**SAC BUNTS**

Player	No.
Judd Ward	6
Kason Howell	4
Steven Williams	4
Matt Scheffler	4
Will Holland	3
Ryan Bliss	2
<b>TOTAL</b>	<b>23</b>

**SAC FLIES**

Player	No.
Ryan Bliss	7
Kason Howell	5
Edouard Julien	5
Steven Williams	3
Rankin Woley	3
Matt Scheffler	2
Judd Ward	1
<b>TOTAL</b>	<b>26</b>

**OUTFIELD ASSISTS**

Player	No.
Judd Ward	8
Steven Williams	3
Kason Howell	2
Brody Moore	1
<b>TOTAL</b>	<b>14</b>

**PINCH HITS**

Player	No.
Ed Johnson	1
Everett Lau	1
Brody Moore	1
<b>TOTAL</b>	<b>3</b>



## AUBURN 2019 GAME-BY-GAME STARTING LINEUPS

DATE	OPP	1	2	3	4	5	6	7	8	9	SP
2/15	Georgia Southern	Ward	Holland	Williams	Woley	Julien	Davis	Bliss	Howell	Scheffler	Daniel
2/16	Georgia Southern	Holland	Williams	Woley	Julien	Davis	Bliss	Howell	Scheffler	Ward	Burns
2/17	Georgia Southern	Ward	Holland	Williams	Woley	Julien	Davis	Bliss	Howell	Hall	Gray
2/19	Alabama A&M	Ward	Holland	Williams	Woley	Bliss	Howell	Lau	Hall	Johnson	Skipper
2/20	Alabama A&M	Ward	Woley	Williams	Davis	Julien	Bliss	Howell	Lau	Scheffler	Fuller
2/22	at UCF	Ward	Holland	Williams	Woley	Julien	Davis	Bliss	Howell	Scheffler	Burns
2/23	at UCF	Ward	Holland	Julien	Woley	Williams	Davis	Bliss	Howell	Hall	Gray
2/24	at UCF	Ward	Holland	Julien	Woley	Williams	Davis	Bliss	Howell	Scheffler	Horn
3/1	Cincinnati	Ward	Holland	Julien	Woley	Williams	Davis	Bliss	Howell	Scheffler	Burns
3/2	Cincinnati	Ward	Holland	Julien	Williams	Woley	Davis	Bliss	Howell	Scheffler	Owen
3/3	Cincinnati	Ward	Holland	Julien	Woley	Williams	Davis	Bliss	Howell	Scheffler	Skipper
3/5	UT Martin	Holland	Williams	Julien	Woley	Bliss	Lau	Howell	Ward	Scheffler	Horn
3/6	UT Martin	Holland	Williams	Julien	Woley	Bliss	Davis	Howell	Lau	Scheffler	Wade
3/8	UTSA	Holland	Williams	Julien	Woley	Bliss	Davis	Howell	Ward	Scheffler	Burns
3/9	UTSA	Holland	Williams	Julien	Woley	Bliss	Lau	Howell	Ward	Scheffler	Owen
3/10	UTSA	Holland	Williams	Julien	Woley	Bliss	Davis	Howell	Ward	Hall	Skipper
3/12	at South Alabama	Holland	Williams	Woley	Julien	Davis	Bliss	Howell	Ward	Scheffler	Wade
3/15	Tennessee*	Holland	Williams	Woley	Julien	Davis	Bliss	Howell	Ward	Scheffler	Burns
3/16	Tennessee*	Holland	Williams	Woley	Julien	Davis	Bliss	Howell	Ward	Scheffler	Owen
3/17	Tennessee*	Holland	Williams	Woley	Julien	Davis	Bliss	Howell	Ward	Scheffler	Skipper
3/19	at UAB	Holland	Williams	Woley	Julien	Davis	Bliss	Howell	Ward	Scheffler	Wade
3/22	at Mississippi State*	Holland	Williams	Woley	Julien	Davis	Bliss	Howell	Ward	Scheffler	Burns
3/23	at Mississippi State*	Holland	Williams	Woley	Julien	Davis	Bliss	Howell	Ward	Scheffler	Skipper
3/24	at Mississippi State*	Holland	Williams	Woley	Julien	Davis	Bliss	Howell	Ward	Scheffler	Anderson
3/26	vs. Alabama%	Holland	Williams	Woley	Julien	Davis	Bliss	Howell	Ward	Scheffler	Wade
3/29	at South Carolina*	Holland	Williams	Woley	Julien	Davis	Bliss	Howell	Ward	Scheffler	Burns
3/30	at South Carolina*	Ward	Howel	Julien	Woley	Williams	Davis	Holland	Bliss	Scheffler	Fuller
3/31	at South Carolina*	Ward	Howel	Julien	Woley	Williams	Davis	Holland	Bliss	Scheffler	Skipper
4/2	Georgia Tech	Ward	Howel	Julien	Woley	Williams	Davis	Holland	Bliss	Scheffler	Wade
4/4	Arkansas*	Ward	Howell	Woley	Julien	Davis	Williams	Bliss	Lau	Scheffler	Burns
4/5	Arkansas*	Ward	Howell	Woley	Julien	Davis	Williams	Holland	Bliss	Scheffler	Fuller
4/6	Arkansas*	Ward	Howell	Woley	Julien	Davis	Williams	Holland	Bliss	Hall	Fitts
4/9	Jacksonville State	Ward	Howell	Julien	Davis	Bliss	Scheffler	Williams	Holland	Moore	Wade
4/12	at Texas A&M*	Holland	Howell	Julien	Davis	Woley	Ward	Bliss	Williams	Scheffler	Burns
4/13	at Texas A&M*	Holland	Howell	Julien	Davis	Ward	Woley	Bliss	Williams	Scheffler	Fuller
4/14	at Texas A&M*	Ward	Howell	Julien	Davis	Scheffler	Woley	Bliss	Williams	Holland	Fitts
4/16	at Georgia Tech	Ward	Howell	Julien	Davis	Scheffler	Woley	Holland	Williams	Bliss	Skipper
4/18	Ole Miss*	Ward	Howell	Julien	Davis	Scheffler	Woley	Holland	Williams	Bliss	Wade
4/19	Ole Miss*	Ward	Howell	Julien	Woley	Scheffler	Davis	Williams	Holland	Bliss	Burns
4/20	Ole Miss*	Ward	Howell	Julien	Davis	Williams	Woley	Scheffler	Holland	Bliss	Fuller
4/23	at Jacksonville State	Ward	Bliss	Julien	Davis	Holland	Woley	Lau	Warner	Hall	Watson
4/25	at Vanderbilt*	Ward	Bliss	Julien	Davis	Scheffler	Woley	Howell	Williams	Holland	Burns
4/26	at Vanderbilt*	Ward	Bliss	Julien	Davis	Scheffler	Woley	Howell	Williams	Holland	Fitts
4/27	at Vanderbilt*	Ward	Bliss	Julien	Davis	Scheffler	Woley	Howell	Williams	Holland	Fuller
5/3	Alabama*	Ward	Bliss	Julien	Davis	Scheffler	Woley	Williams	Howell	Holland	Owen
5/4	Alabama*	Ward	Bliss	Julien	Davis	Scheffler	Woley	Williams	Howell	Holland	Fuller
5/5	Alabama*	Ward	Bliss	Julien	Davis	Scheffler	Williams	Howell	Holland	Moore	Fitts
5/7	UAB	Ward	Bliss	Julien	Davis	Scheffler	Woley	Williams	Howell	Holland	Skipper
5/10	Georgia*	Ward	Bliss	Julien	Davis	Scheffler	Woley	Holland	Williams	Howell	Owen
5/11	Georgia*	Ward	Bliss	Davis	Scheffler	Holland	Woley	Julien	Williams	Howell	Burns
5/12	Georgia*	Ward	Bliss	Davis	Holland	Scheffler	Woley	Julien	Williams	Moore	Fitts
5/14	North Alabama*	Ward	Bliss	Davis	Scheffler	Holland	Woley	Julien	Williams	Moore	Fuller
5/16	at LSU*	Ward	Bliss	Davis	Holland	Scheffler	Woley	Williams	Julien	Howell	Anderson
5/17	at LSU*	Ward	Bliss	Davis	Holland	Scheffler	Woley	Williams	Julien	Howell	Owen
5/18	at LSU*	Ward	Bliss	Davis	Holland	Scheffler	Woley	Williams	Julien	Howell	Burns
5/21	vs. Tennessee^	Ward	Bliss	Davis	Holland	Scheffler	Woley	Williams	Julien	Howell	Anderson
5/22	vs. Vanderbilt^	Ward	Bliss	Davis	Holland	Woley	Williams	Julien	Howell	Hall	Gray
5/23	vs. LSU^	Ward	Bliss	Davis	Holland	Scheffler	Woley	Warner	Julien	Howell	Owen
5/31	vs. Coastal Carolina#	Ward	Bliss	Davis	Holland	Scheffler	Julien	Woley	Williams	Howell	Owen
6/01	at Georgia Tech#	Ward	Bliss	Davis	Holland	Scheffler	Julien	Woley	Williams	Howell	Burns
6/02	at Georgia Tech#	Ward	Bliss	Davis	Holland	Julien	Woley	Williams	Scheffler	Howell	Horn

\* - SEC Game

% - MAX Capital City Classic (Montgomery, Ala.)

^ - SEC Tournament (Hoover, Ala.)

# - Atlanta Regional (Atlanta, Ga.)

**AUBURN 2019 GAME-BY-GAME STARTERS**

DATE	OPP	SP	C	1B	2B	3B	SS	LF	CF	RF	DH
2/15	Georgia Southern	Daniel	Scheffler	Woley	Bliss	Julien	Holland	Ward	Howell	Williams	Davis
2/16	Georgia Southern	Burns	Scheffler	Woley	Bliss	Julien	Holland	Ward	Howell	Williams	Davis
2/17	Georgia Southern	Gray	Hall	Woley	Bliss	Julien	Holland	Ward	Howell	Williams	Davis
2/19	Alabama A&M	Skipper	Hall	Woley	Bliss	Johnson	Holland	Ward	Howell	Williams	Lau
2/20	Alabama A&M	Fuller	Scheffler	Woley	Lau	Julien	Bliss	Ward	Howell	Williams	Davis
2/22	at UCF	Burns	Scheffler	Woley	Bliss	Julien	Holland	Ward	Howell	Williams	Davis
2/23	at UCF	Gray	Hall	Woley	Bliss	Julien	Holland	Ward	Howell	Williams	Davis
2/24	at UCF	Horn	Scheffler	Woley	Bliss	Julien	Holland	Ward	Howell	Williams	Davis
3/1	Cincinnati	Burns	Scheffler	Woley	Bliss	Julien	Holland	Ward	Howell	Williams	Lau
3/2	Cincinnati	Owens	Scheffler	Woley	Bliss	Julien	Holland	Ward	Howell	Williams	Davis
3/3	Cincinnati	Skipper	Scheffler	Woley	Bliss	Julien	Holland	Ward	Howell	Williams	Davis
3/5	UT Martin	Horn	Scheffler	Woley	Bliss	Julien	Holland	Ward	Howell	Williams	Lau
3/6	UT Martin	Wade	Scheffler	Woley	Bliss	Julien	Holland	Davis	Howell	Williams	Lau
3/8	UTSA	Burns	Scheffler	Woley	Bliss	Julien	Holland	Ward	Howell	Williams	Davis
3/9	UTSA	Owen	Scheffler	Woley	Bliss	Julien	Holland	Ward	Howell	Williams	Lau
3/10	UTSA	Skipper	Hall	Woley	Bliss	Julien	Holland	Ward	Howell	Williams	Davis
3/12	at South Alabama	Wade	Scheffler	Woley	Bliss	Julien	Holland	Ward	Howell	Williams	Davis
3/15	Tennessee*	Burns	Scheffler	Woley	Bliss	Julien	Holland	Ward	Howell	Williams	Davis
3/16	Tennessee*	Owen	Scheffler	Woley	Bliss	Julien	Holland	Ward	Howell	Williams	Davis
3/17	Tennessee*	Skipper	Scheffler	Woley	Bliss	Julien	Holland	Ward	Howell	Williams	Davis
3/19	at UAB	Wade	Scheffler	Woley	Bliss	Julien	Holland	Ward	Howell	Williams	Davis
3/22	at Mississippi State*	Burns	Scheffler	Woley	Bliss	Julien	Holland	Ward	Howell	Williams	Davis
3/23	at Mississippi State*	Skipper	Scheffler	Woley	Bliss	Julien	Holland	Ward	Howell	Williams	Davis
3/24	at Mississippi State*	Anderson	Scheffler	Woley	Bliss	Julien	Holland	Ward	Howell	Williams	Davis
3/26	vs. Alabama%	Wade	Scheffler	Woley	Bliss	Julien	Holland	Ward	Howell	Williams	Davis
3/29	at South Carolina*	Burns	Scheffler	Woley	Bliss	Julien	Holland	Ward	Howell	Williams	Davis
3/30	at South Carolina*	Fuller	Scheffler	Woley	Bliss	Julien	Holland	Ward	Howell	Williams	Davis
3/31	at South Carolina*	Skipper	Scheffler	Woley	Bliss	Julien	Holland	Ward	Howell	Williams	Davis
4/2	Georgia Tech	Wade	Scheffler	Woley	Bliss	Julien	Holland	Ward	Howell	Williams	Davis
4/4	Arkansas*	Burns	Scheffler	Woley	Lau	Julien	Bliss	Ward	Howell	Williams	Davis
4/5	Arkansas*	Fuller	Scheffler	Woley	Bliss	Julien	Holland	Ward	Howell	Williams	Davis
4/6	Arkansas*	Fitts	Hall	Woley	Bliss	Julien	Holland	Ward	Howell	Williams	Davis
4/9	Jacksonville State	Wade	Scheffler	Moore	Bliss	Julien	Holland	Ward	Howell	Williams	Davis
4/12	at Texas A&M*	Burns	Scheffler	Woley	Bliss	Julien	Holland	Ward	Howell	Williams	Davis
4/13	at Texas A&M*	Fuller	Scheffler	Woley	Bliss	Julien	Holland	Ward	Howell	Williams	Davis
4/14	at Texas A&M*	Fitts	Scheffler	Woley	Bliss	Julien	Holland	Ward	Howell	Williams	Davis
4/16	at Georgia Tech	Skipper	Scheffler	Woley	Bliss	Julien	Holland	Ward	Howell	Williams	Davis
4/18	Ole Miss*	Wade	Scheffler	Woley	Bliss	Julien	Holland	Ward	Howell	Williams	Davis
4/19	Ole Miss*	Burns	Scheffler	Woley	Bliss	Julien	Holland	Ward	Howell	Williams	Davis
4/20	Ole Miss*	Fuller	Scheffler	Woley	Bliss	Julien	Holland	Ward	Howell	Williams	Davis
4/23	at Jacksonville State	Watson	Hall	Woley	Bliss	Julien	Holland	Davis	Ward	Warner	Lau
4/25	at Vanderbilt*	Burns	Scheffler	Woley	Bliss	Julien	Holland	Ward	Howell	Williams	Davis
4/26	at Vanderbilt*	Fitts	Scheffler	Woley	Bliss	Julien	Holland	Ward	Howell	Williams	Davis
4/27	at Vanderbilt*	Fuller	Scheffler	Woley	Bliss	Julien	Holland	Ward	Howell	Williams	Davis
5/3	Alabama*	Owen	Scheffler	Woley	Bliss	Julien	Holland	Ward	Howell	Williams	Davis
5/4	Alabama*	Fuller	Scheffler	Woley	Bliss	Julien	Holland	Ward	Howell	Williams	Davis
5/5	Alabama*	Fitts	Scheffler	Moore	Bliss	Julien	Holland	Ward	Howell	Williams	Davis
5/7	UAB	Skipper	Scheffler	Woley	Bliss	Julien	Holland	Ward	Howell	Williams	Davis
5/10	Georgia*	Owen	Scheffler	Woley	Bliss	Julien	Holland	Ward	Howell	Williams	Davis
5/11	Georgia*	Burns	Scheffler	Woley	Bliss	Julien	Holland	Ward	Howell	Williams	Davis
5/12	Georgia*	Fitts	Scheffler	Woley	Bliss	Julien	Holland	Moore	Ward	Williams	Davis
5/14	North Alabama*	Fuller	Scheffler	Woley	Bliss	Julien	Holland	Moore	Ward	Williams	Davis
5/16	at LSU*	Anderson	Scheffler	Woley	Bliss	Julien	Holland	Ward	Howell	Williams	Davis
5/17	at LSU*	Owen	Scheffler	Woley	Bliss	Julien	Holland	Ward	Howell	Williams	Davis
5/18	at LSU*	Burns	Scheffler	Woley	Bliss	Julien	Holland	Ward	Howell	Williams	Davis
5/21	vs. Tennessee^	Anderson	Scheffler	Woley	Bliss	Julien	Holland	Ward	Howell	Williams	Davis
5/22	vs. Vanderbilt^	Gray	Hall	Woley	Bliss	Julien	Holland	Ward	Howell	Williams	Davis
5/23	vs. LSU^	Owen	Scheffler	Woley	Bliss	Julien	Holland	Ward	Howell	Warner	Davis
5/31	vs. Coastal Carolina#	Owen	Scheffler	Woley	Bliss	Julien	Holland	Ward	Howell	Williams	Davis
6/01	at Georgia Tech#	Burns	Scheffler	Woley	Bliss	Julien	Holland	Ward	Howell	Williams	Davis
6/02	at Georgia Tech#	Horn	Scheffler	Woley	Bliss	Julien	Holland	Ward	Howell	Williams	Davis

\* - SEC Game

% - MAX Capital City Classic (Montgomery, Ala.)

^ - SEC Tournament (Hoover, Ala.)

# - Atlanta Regional (Atlanta, Ga.)

**OVERALL STATS**



**2019 Auburn Baseball  
Overall Statistics for Auburn (as of Jun 03, 2019)  
(All games Sorted by Batting avg)**



Record: 36-25 Home: 22-10 Away: 12-12 Neutral: 2-3 SEC: 14-16

Player	avg	gp-gs	ab	r	h	2b	3b	hr	rbi	tb	slg%	bb	hp	so	gdp	ob%	sf	sh	sb-att	po	a	e	fld%	
1 Ward, Judd	.288	61-60	233	39	67	12	2	4	31	95	.408	36	7	51	1	.397	1	6	5-7	122	8	5	.963	
9 Bliss, Ryan	.279	61-61	226	44	63	10	1	3	37	84	.372	35	2	42	5	.370	7	2	11-13	97	163	5	.981	
4 Woley, Rankin	.278	59-59	234	33	65	16	1	3	40	92	.393	17	5	59	9	.336	3	0	2-2	470	40	2	.996	
24 Davis, Conor	.276	58-57	232	31	64	10	1	7	33	97	.418	17	3	61	5	.333	0	0	2-2	4	0	0	1.000	
6 Scheffler, Matt	.266	56-54	199	30	53	11	0	2	26	70	.352	16	7	22	3	.339	2	4	5-6	461	49	6	.988	
16 Howell, Kason	.261	58-58	207	29	54	9	0	0	26	63	.304	20	6	47	3	.336	5	4	14-16	151	2	3	.981	
17 Holland, Will	.248	59-59	214	45	53	9	0	9	30	89	.416	32	13	57	4	.378	0	3	14-17	62	150	13	.942	
41 Williams, Steven	.241	60-59	216	36	52	7	2	8	33	87	.403	33	3	57	2	.345	3	4	3-3	115	3	4	.967	
10 Julien, Edouard	.239	60-60	218	46	52	14	1	8	48	92	.422	42	7	73	2	.371	5	0	3-5	29	75	11	.904	
-----																								
38 Olson, Brett	1.000	2-0	1	0	1	0	0	0	0	1	1.000	1	0	0	0	1.000	0	0	0-0	1	0	0	1.000	
19 Moore, Brody	.333	13-4	27	6	9	1	1	0	4	12	.444	2	0	5	2	.379	0	0	0-1	26	6	0	1.000	
7 Johnson, Ed	.286	6-1	7	0	2	0	0	0	0	2	.286	1	0	2	0	.375	0	0	0-0	4	1	1	.833	
3 Warner, Devin	.267	10-2	15	1	4	0	0	0	3	4	.267	0	1	5	0	.313	0	0	0-0	6	0	0	1.000	
2 Lau, Everett	.250	19-8	40	7	10	2	0	1	8	15	.375	4	1	12	2	.333	0	0	1-1	5	4	0	1.000	
11 Hall, Chase	.160	13-7	25	2	4	1	0	0	3	5	.200	1	2	9	2	.250	0	0	0-0	69	3	2	.973	
5 Eaton, Jarrett	.000	12-0	3	5	0	0	0	0	0	0	.000	0	0	1	0	.000	0	0	1-1	4	0	0	1.000	
21 Henderson, Jackson	.000	4-0	2	1	0	0	0	0	0	0	.000	0	0	2	0	.000	0	0	0-0	1	0	0	1.000	
Totals	.263	61	2099	355	553	102	9	45	322	808	.385	257	57	505	40	.355	26	23	61-74	1661	580	62	.973	
Opponents	.259	61	2130	317	551	106	6	49	281	816	.383	238	42	538	29	.342	19	26	64-80	1636	599	73	.968	

LOB - Team (471), Opp (477). DPs turned - Team (39), Opp (46). IBB - Team (14), Julien, E. 5, Williams, S. 4, Howell, K. 2, Ward, J. 1, Holland, W. 1, Bliss, R. 1, Opp (7). Picked off - Howell, K. 2, Scheffler, M 2, Holland, W. 1, Ward, J. 1.

**(All games Sorted by Earned run avg)**

Player	era	w-l	app	gs	cg	sho	sv	ip	h	r	er	bb	so	2b	3b	hr	b/avg	wp	hp	bks	sfa	sha		
44 Owen, Jack	2.45	4-2	12	8	1	1/1	0	58.2	50	17	16	10	55	7	0	3	.230	3	2	0	1	3		
32 Burns, Tanner	2.81	4-3	14	14	1	1/2	0	77.0	62	32	24	20	97	15	1	6	.217	11	5	0	4	1		
20 Greenhill, Cody	3.23	2-3	25	0	0	0/3	11	53.0	46	24	19	13	42	9	1	3	.232	4	8	0	3	1		
14 Anderson, Elliott	4.42	6-2	26	3	0	0/2	0	59.0	59	35	29	27	63	12	0	6	.255	10	2	0	2	4		
18 Fuller, Brooks	4.50	2-2	20	8	0	0/1	2	44.0	39	30	22	35	36	4	1	5	.239	8	3	0	1	4		
43 Fitts, Richard	5.02	4-3	18	5	0	0/0	0	52.0	66	29	29	13	41	14	0	7	.310	4	2	0	0	1		
-----																								
13 Daniel, Davis	4.50	0-0	1	1	0	0/0	0	2.0	4	2	1	0	4	0	0	0	.364	0	0	0	0	0		
33 Morrison, Will	4.56	0-0	24	0	0	0/1	0	25.2	24	13	13	11	15	7	0	2	.264	2	6	0	2	1		
40 Wade, Garrett	4.86	3-0	15	7	0	0/1	0	33.1	33	23	18	27	41	5	0	1	.260	5	2	1	1	3		
36 Gray, Kyle	4.98	2-4	15	3	0	0/1	0	21.2	21	14	12	16	17	6	0	2	.250	4	5	0	1	2		
37 Watson, Ryan	5.45	1-1	22	1	0	0/1	0	36.1	41	24	22	17	37	8	0	2	.293	3	3	0	3	3		
23 Glavine, Peyton	5.62	1-0	9	0	0	0/0	0	8.0	10	5	5	8	12	1	0	0	.294	1	0	0	0	0		
8 Horn, Bailey	6.10	4-0	16	3	0	0/0	0	31.0	28	22	21	11	25	6	0	6	.237	3	2	0	0	1		
31 Schilleci, Blake	7.41	0-2	12	0	0	0/0	0	17.0	23	14	14	7	15	5	0	1	.329	3	0	0	1	1		
29 Skipper, Carson	7.46	3-3	17	8	0	0/1	2	35.0	45	33	29	23	38	7	3	5	.306	2	2	1	0	1		
Totals	4.45	36-25	61	61	2	7/5	15	553.2	551	317	274	238	538	106	6	49	.259	63	42	2	19	26		
Opponents	5.12	25-36	61	61	1	3/3	8	545.1	553	355	310	257	505	102	9	45	.263	68	57	11	26	23		

PB - Team (12), Scheffler, M 8, Hall, C. 3, Williams, S. 1, Opp (8). Pickoffs - Team (6), Scheffler, M 1, Wade, G. 1, Skipper, C. 1, Anderson, E. 1, Greenhill, C 1, Fuller, B. 1, Opp (6). SBA/ATT - Scheffler, M (56-66), Wade, G. (9-12), Anderson, E. (6-9), Watson, R. (6-9), Hall, C. (8-8), Morrison, W. (6-6), Skipper, C. (5-6), Burns, T. (4-6), Fitts, R. (4-5), Horn, B. (4-5), Fuller, B. (4-5), Owen, J. (4-5), Greenhill, C (4-4), Gray, K. (4-4), Daniel, D. (2-2), Glavine, P. (1-1), Schilleci, B (1-1).

SEC STATS



2019 Auburn Baseball  
Conference statistics for Auburn (as of May 18, 2019)  
(SEC games only Sorted by Batting avg)



Record: 14-16 Home: 9-6 Away: 5-10 SEC: 14-16

Player	avg	gp-gs	ab	r	h	2b	3b	hr	rbi	tb	slg%	bb	hp	so	gdp	ob%	sf	sh	sb-att	po	a	e	fld%	
9 Bliss, Ryan	.288	30-30	111	24	32	4	0	1	17	39	.351	13	2	17	4	.364	3	1	6-7	55	93	4	.974	
1 Ward, Judd	.286	30-30	119	15	34	7	0	2	14	47	.395	13	2	27	0	.366	0	4	1-1	72	5	3	.963	
24 Davis, Conor	.278	30-30	115	18	32	5	1	3	14	48	.417	11	2	35	2	.352	0	0	1-1	1	0	0	1.000	
6 Scheffler, Matt	.264	29-29	106	15	28	6	0	1	16	37	.349	7	3	10	0	.325	1	2	1-2	221	22	4	.984	
17 Holland, Will	.245	29-29	102	20	25	4	0	7	18	50	.490	11	7	30	2	.358	0	2	5-7	38	79	8	.936	
16 Howell, Kason	.238	29-29	105	11	25	5	0	0	8	30	.286	7	4	29	2	.310	0	2	4-5	81	1	1	.988	
4 Woley, Rankin	.231	29-29	117	9	27	4	0	2	13	37	.316	6	2	28	3	.280	0	0	1-1	231	20	0	1.000	
41 Williams, Steven	.190	30-30	105	12	20	2	1	3	9	33	.314	15	1	32	1	.293	2	2	1-1	57	3	2	.968	
10 Julien, Edouard	.180	30-30	111	16	20	9	1	2	21	37	.333	15	3	42	0	.288	3	0	0-1	19	33	3	.945	
-----																								
7 Johnson, Ed	1.000	2-0	1	0	1	0	0	0	0	1	1.000	0	0	0	0	1.000	0	0	0-0	1	0	1	.500	
11 Hall, Chase	.250	3-1	4	0	1	0	0	0	0	1	.250	0	0	3	0	.250	0	0	0-0	7	0	0	1.000	
19 Moore, Brody	.235	7-2	17	2	4	0	0	0	1	4	.235	0	0	4	2	.235	0	0	0-1	9	3	0	1.000	
2 Lau, Everett	.200	7-1	10	1	2	0	0	0	0	2	.200	1	0	3	1	.273	0	0	1-1	1	1	0	1.000	
3 Warner, Devin	.000	4-0	4	0	0	0	0	0	0	0	.000	0	0	3	0	.000	0	0	0-0	0	0	0	.000	
5 Eaton, Jarrett	.000	5-0	0	1	0	0	0	0	0	0	.000	0	0	0	0	.000	0	0	1-1	1	0	0	1.000	
Totals	.244	30	1027	144	251	46	3	21	131	366	.356	99	26	263	17	.324	9	13	22-29	810	300	32	.972	
Opponents	.284	30	1074	179	305	54	5	33	165	468	.436	119	16	233	17	.361	11	10	36-46	816	301	31	.973	

LOB - Team (214), Opp (241). DPs turned - Team (24), Opp (20). IBB - Team (6), Williams, S. 3, Julien, E. 1, Howell, K. 1, Bliss, R. 1, Opp (3). Picked off - Scheffler, M 1, Ward, J. 1.

(SEC games only Sorted by Earned run avg)

Player	era	w-l	app	gs	cg	sho	sv	ip	h	r	er	bb	so	2b	3b	hr	b/avg	wp	hp	bks	sfa	sha		
20 Greenhill, Cody	3.28	2-2	16	0	0	0/2	7	35.2	34	16	13	10	30	7	1	2	.248	3	5	0	2	1		
18 Fuller, Brooks	3.82	2-2	11	6	0	0/1	1	33.0	29	17	14	23	30	3	1	4	.238	6	2	0	1	3		
32 Burns, Tanner	3.99	1-3	9	9	0	0/1	0	47.1	46	25	21	16	56	11	1	6	.251	8	3	0	3	1		
44 Owen, Jack	4.81	1-2	6	4	0	0/0	0	24.1	25	13	13	6	17	3	0	2	.266	1	2	0	1	0		
14 Anderson, Elliott	4.98	3-1	16	2	0	0/1	0	34.1	41	25	19	16	29	7	0	4	.293	7	0	0	1	4		
43 Fitts, Richard	7.88	2-3	9	5	0	0/0	0	24.0	38	21	21	6	17	6	0	5	.362	4	0	0	0	0		
-----																								
33 Morrison, Will	2.45	0-0	10	0	0	0/0	0	11.0	10	3	3	2	6	3	0	1	.263	0	1	0	1	0		
36 Gray, Kyle	2.45	1-0	5	0	0	0/0	0	7.1	5	2	2	5	3	1	0	1	.185	1	1	0	0	0		
40 Wade, Garrett	5.14	0-0	6	1	0	0/0	0	7.0	9	7	4	5	8	2	0	0	.300	1	1	0	1	0		
31 Schilleci, Blake	5.40	0-1	5	0	0	0/0	0	8.1	13	5	5	2	5	3	0	1	.361	0	0	0	0	0		
37 Watson, Ryan	6.00	1-0	11	0	0	0/1	0	15.0	18	11	10	7	16	2	0	0	.316	0	0	0	1	1		
23 Glavine, Peyton	9.00	0-0	3	0	0	0/0	0	2.0	4	2	2	4	2	0	0	0	.400	0	0	0	0	0		
8 Horn, Bailey	9.28	1-0	7	0	0	0/0	0	10.2	12	12	11	5	6	2	0	4	.273	0	1	0	0	0		
29 Skipper, Carson	16.20	0-2	7	3	0	0/0	0	10.0	21	20	18	12	8	4	2	3	.412	1	0	1	0	0		
Totals	5.20	14-16	30	30	0	2/2	8	270.0	305	179	156	119	233	54	5	33	.284	32	16	1	11	10		
Opponents	4.30	16-14	30	30	0	3/3	7	272.0	251	144	130	99	263	46	3	21	.244	23	26	1	9	13		

PB - Team (6), Scheffler, M 5, Hall, C. 1, Opp (5). Pickoffs - Team (3), Wade, G. 1, Fuller, B. 1, Anderson, E. 1, Opp (2). SBA/ATT - Scheffler, M (33-37), Anderson, E. (5-8), Wade, G. (6-7), Watson, R. (3-5), Morrison, W. (5-5), Burns, T. (3-4), Gray, K. (3-3), Greenhill, C (3-3), Hall, C. (3-3), Fuller, B. (2-3), Fitts, R. (1-2), Horn, B. (1-2), Owen, J. (1-1), Schilleci, B (1-1), Skipper, C. (1-1), Glavine, P. (1-1).



**HOME GAMES**



**2019 Auburn Baseball  
Overall Statistics for Auburn (as of May 15, 2019)  
(Home games Sorted by Batting avg)**



Record: 22-10 Home: 22-10 Away: 0-0 SEC: 9-6

Player	avg	gp-gs	ab	r	h	2b	3b	hr	rbi	tb	slg%	bb	hp	so	gdp	ob%	sf	sh	sb-att	po	a	e	fld%	
24 Davis, Conor	.307	29-28	114	17	35	8	0	3	14	52	.456	10	0	28	2	.363	0	0	1-1	3	0	0	1.000	
17 Holland, Will	.303	30-30	109	28	33	5	0	5	17	53	.486	18	5	23	2	.424	0	1	11-13	28	78	6	.946	
6 Scheffler, Matt	.292	29-28	96	18	28	5	0	1	16	36	.375	10	5	10	1	.381	2	4	3-4	264	34	1	.997	
9 Bliss, Ryan	.284	32-32	116	28	33	3	1	1	21	41	.353	20	0	18	2	.371	7	2	9-11	51	86	4	.972	
10 Julien, Edouard	.278	31-31	115	28	32	7	1	6	30	59	.513	20	6	37	0	.403	3	0	2-4	16	45	6	.910	
4 Woley, Rankin	.277	30-30	119	14	33	10	1	0	27	45	.378	8	4	27	4	.338	2	0	1-1	249	28	1	.996	
16 Howell, Kason	.275	30-30	102	14	28	7	0	0	17	35	.343	15	3	29	1	.374	3	3	9-10	82	2	2	.977	
1 Ward, Judd	.248	32-31	117	20	29	6	0	2	9	41	.350	19	6	24	0	.378	1	5	2-4	67	4	1	.986	
41 Williams, Steven	.221	32-32	113	20	25	4	1	3	13	40	.354	20	3	30	1	.348	2	3	0-0	55	3	2	.967	
-----																								
19 Moore, Brody	.292	9-4	24	3	7	0	1	0	3	9	.375	2	0	4	2	.346	0	0	0-1	25	3	0	1.000	
2 Lau, Everett	.273	15-7	33	5	9	1	0	1	7	13	.394	3	1	8	2	.351	0	0	1-1	5	4	0	1.000	
7 Johnson, Ed	.200	4-1	5	0	1	0	0	0	0	1	.200	1	0	1	0	.333	0	0	0-0	4	1	1	.833	
11 Hall, Chase	.176	7-4	17	0	3	1	0	0	2	4	.235	1	0	4	1	.222	0	0	0-0	40	2	1	.977	
3 Warner, Devin	.000	4-0	4	0	0	0	0	0	0	0	.000	0	0	3	0	.000	0	0	0-0	0	0	0	.000	
5 Eaton, Jarrett	.000	8-0	2	2	0	0	0	0	0	0	.000	0	0	0	0	.000	0	0	1-1	2	0	0	1.000	
21 Henderson, Jackso	.000	3-0	1	1	0	0	0	0	0	0	.000	0	0	1	0	.000	0	0	0-0	1	0	0	1.000	
38 Olson, Brett	.000	1-0	0	0	0	0	0	0	0	0	.000	1	0	0	0	1.000	0	0	0-0	0	0	0	.000	
Totals	.272	32	1087	198	296	57	5	22	176	429	.395	148	33	247	18	.370	20	18	40-51	918	330	31	.976	
Opponents	.235	32	1147	143	270	49	5	23	129	398	.347	119	23	306	13	.318	6	11	36-46	857	322	37	.970	

LOB - Team (251), Opp (245). DPs turned - Team (19), Opp (21). IBB - Team (8), Williams, S. 2, Howell, K. 2, Julien, E. 2, Holland, W. 1, Bliss, R. 1, Opp (6). Picked off - Howell, K. 2, Scheffler, M 2, Ward, J. 1.

**(Home games Sorted by Earned run avg)**

Player	era	w-l	app	gs	cg	sho	sv	ip	h	r	er	bb	so	2b	3b	hr	b/avg	wp	hp	bks	sfa	sha		
20 Greenhill, Cody	1.91	2-1	13	0	0	0/2	4	28.1	21	9	6	8	25	4	0	2	.208	3	5	0	1	0		
44 Owen, Jack	2.02	4-1	7	5	1	1/1	0	35.2	25	8	8	6	29	3	0	2	.200	1	1	0	0	2		
32 Burns, Tanner	2.03	2-1	7	7	1	1/2	0	44.1	33	10	10	8	62	3	1	4	.206	3	1	0	1	0		
14 Anderson, Elliott	3.52	4-1	14	0	0	0/2	0	30.2	28	12	12	11	33	7	0	3	.239	4	0	0	0	0		
29 Skipper, Carson	4.50	2-2	10	5	0	0/1	2	26.0	27	16	13	7	31	3	3	3	.262	1	2	0	0	0		
18 Fuller, Brooks	4.85	1-0	12	5	0	0/0	1	26.0	21	20	14	22	22	2	1	3	.216	2	2	0	1	3		
43 Fitts, Richard	5.70	2-1	9	3	0	0/0	0	23.2	30	15	15	6	19	6	0	3	.313	1	1	0	0	1		
-----																								
23 Glavine, Peyton	0.00	0-0	4	0	0	0/0	0	3.0	3	0	0	3	5	1	0	0	.250	0	0	0	0	0		
36 Gray, Kyle	1.93	2-1	8	1	0	0/1	0	14.0	10	5	3	11	11	2	0	0	.196	3	4	0	1	2		
33 Morrison, Will	3.60	0-0	12	0	0	0/1	0	15.0	14	6	6	8	11	4	0	1	.259	1	3	0	0	0		
40 Wade, Garrett	3.80	2-0	9	4	0	0/1	0	21.1	21	12	9	13	26	4	0	0	.250	5	2	0	1	1		
37 Watson, Ryan	4.42	0-1	10	0	0	0/0	0	18.1	15	10	9	6	17	4	0	1	.224	0	0	0	1	1		
13 Daniel, Davis	4.50	0-0	1	1	0	0/0	0	2.0	4	2	1	0	4	0	0	0	.364	0	0	0	0	0		
8 Horn, Bailey	8.22	1-0	7	1	0	0/0	0	7.2	9	7	7	5	4	3	0	0	.290	1	2	0	0	0		
31 Schilleci, Blake	9.90	0-1	7	0	0	0/0	0	10.0	9	11	11	5	7	3	0	1	.237	2	0	0	0	1		
Totals	3.65	22-10	32	32	2	6/4	7	306.0	270	143	124	119	306	49	5	23	.235	27	23	0	6	11		
Opponents	5.45	10-22	32	32	0	1/1	4	285.2	296	198	173	148	247	57	5	22	.272	50	33	7	20	18		

PB - Team (4), Scheffler, M 4, Opp (2). Pickoffs - Team (3), Skipper, C. 1, Scheffler, M 1, Greenhill, C 1, Opp (5). SBA/ATT - Scheffler, M (30-37), Wade, G. (6-7), Burns, T. (4-6), Hall, C. (6-6), Morrison, W. (5-5), Anderson, E. (2-4), Owen, J. (3-4), Skipper, C. (2-3), Gray, K. (3-3), Watson, R. (2-3), Fitts, R. (2-3), Daniel, D. (2-2), Horn, B. (1-2), Fuller, B. (2-2), Greenhill, C (2-2).

AWAY & NEUTRAL GAMES



2019 Auburn Baseball  
Overall Statistics for Auburn (as of Jun 04, 2019)  
(Away & Neutral Sorted by Batting avg)



Record: 14-15 Home: 0-0 Away: 12-12 Neutral: 2-3 SEC: 5-10

Player	avg	gp-gs	ab	r	h	2b	3b	hr	rbi	tb	slg%	bb	hp	so	gdp	ob%	sf	sh	sb-att	po	a	e	fld%	
1 Ward, Judd	.328	29-29	116	19	38	6	2	2	22	54	.466	17	1	27	1	.418	0	1	3-3	55	4	4	.937	
4 Woley, Rankin	.278	29-29	115	19	32	6	0	3	13	47	.409	9	1	32	5	.333	1	0	1-1	221	12	1	.996	
9 Bliss, Ryan	.273	29-29	110	16	30	7	0	2	16	43	.391	15	2	24	3	.370	0	0	2-2	46	77	1	.992	
41 Williams, Steven	.262	28-27	103	16	27	3	1	5	20	47	.456	13	0	27	1	.342	1	1	3-3	60	0	2	.968	
16 Howell, Kason	.248	28-28	105	15	26	2	0	0	9	28	.267	5	3	18	2	.296	2	1	5-6	69	0	1	.986	
24 Davis, Conor	.246	29-29	118	14	29	2	1	4	19	45	.381	7	3	33	3	.305	0	0	1-1	1	0	0	1.000	
6 Scheffler, Matt	.243	27-26	103	12	25	6	0	1	10	34	.330	6	2	12	2	.297	0	0	2-2	197	15	5	.977	
10 Julien, Edouard	.194	29-29	103	18	20	7	0	2	18	33	.320	22	1	36	2	.336	2	0	1-1	13	30	5	.896	
17 Holland, Will	.190	29-29	105	17	20	4	0	4	13	36	.343	14	8	34	2	.331	0	2	3-4	34	72	7	.938	
-----																								
38 Olson, Brett	1.000	1-0	1	0	1	0	0	0	0	1	1.000	0	0	0	0	1.000	0	0	0-0	1	0	0	1.000	
19 Moore, Brody	.667	4-0	3	3	2	1	0	0	1	3	1.000	0	0	1	0	.667	0	0	0-0	1	3	0	1.000	
7 Johnson, Ed	.500	2-0	2	0	1	0	0	0	0	1	.500	0	0	1	0	.500	0	0	0-0	0	0	0	1.000	
3 Warner, Devin	.364	6-2	11	1	4	0	0	0	3	4	.364	0	1	2	0	.417	0	0	0-0	6	0	0	1.000	
2 Lau, Everett	.143	4-1	7	2	1	1	0	0	1	2	.286	1	0	4	0	.250	0	0	0-0	0	0	0	.000	
11 Hall, Chase	.125	6-3	8	2	1	0	0	0	1	1	.125	0	2	5	1	.300	0	0	0-0	29	1	1	.968	
5 Eaton, Jarrett	.000	4-0	1	3	0	0	0	0	0	0	.000	0	0	1	0	.000	0	0	0-0	2	0	0	1.000	
21 Henderson, Jackson	.000	1-0	1	0	0	0	0	0	0	0	.000	0	0	1	0	.000	0	0	0-0	0	0	0	.000	
Totals	.254	29	1012	157	257	45	4	23	146	379	.375	109	24	258	22	.339	6	5	21-23	743	250	31	.970	
Opponents	.286	29	983	174	281	57	1	26	152	418	.425	119	19	232	16	.369	13	15	28-34	779	277	36	.967	

LOB - Team (220), Opp (232). DPs turned - Team (20), Opp (25). IBB - Team (6), Julien, E. 3, Williams, S. 2, Ward, J. 1, Opp (1). Picked off - Holland, W. 1.

(Away & Neutral Sorted by Earned run avg)

Player	era	w-l	app	gs	cg	sho	sv	ip	h	r	er	bb	so	2b	3b	hr	b/avg	wp	hp	bk	sfa	sha		
44 Owen, Jack	3.13	0-1	5	3	0	0/0	0	23.0	25	9	8	4	26	4	0	1	.272	2	1	0	1	1		
32 Burns, Tanner	3.86	2-2	7	7	0	0/0	0	32.2	29	22	14	12	35	12	0	2	.230	8	4	0	3	1		
43 Fitts, Richard	4.45	2-2	9	2	0	0/0	0	28.1	36	14	14	7	22	8	0	4	.308	3	1	0	0	0		
20 Greenhill, Cody	4.74	0-2	12	0	0	0/1	7	24.2	25	15	13	5	17	5	1	1	.258	1	3	0	2	1		
8 Horn, Bailey	5.40	3-0	9	2	0	0/0	0	23.1	19	15	14	6	21	3	0	6	.218	2	0	0	0	1		
14 Anderson, Elliott	5.40	2-1	12	3	0	0/0	0	28.1	31	23	17	16	30	5	0	3	.272	6	2	0	2	4		
-----																								
31 Schilleci, Blake	3.86	0-1	5	0	0	0/0	0	7.0	14	3	3	2	8	2	0	0	.438	1	0	0	1	0		
18 Fuller, Brooks	4.00	1-2	8	3	0	0/1	1	18.0	18	10	8	13	14	2	0	2	.273	6	1	0	0	1		
33 Morrison, Will	5.91	0-0	12	0	0	0/0	0	10.2	10	7	7	3	4	3	0	1	.270	1	3	0	2	1		
37 Watson, Ryan	6.50	1-0	12	1	0	0/1	0	18.0	26	14	13	11	20	4	0	1	.356	3	3	0	2	2		
40 Wade, Garrett	6.75	1-0	6	3	0	0/0	0	12.0	12	11	9	14	15	1	0	1	.279	0	0	1	0	2		
23 Glavine, Peyton	9.00	1-0	5	0	0	0/0	0	5.0	7	5	5	5	7	0	0	0	.318	1	0	0	0	0		
36 Gray, Kyle	10.57	0-3	7	2	0	0/0	0	7.2	11	9	9	5	6	4	0	2	.333	1	1	0	0	0		
29 Skipper, Carson	16.00	1-1	7	3	0	0/0	0	9.0	18	17	16	16	7	4	0	2	.409	1	0	1	0	1		
Totals	5.45	14-15	29	29	0	1/1	8	247.2	281	174	150	119	232	57	1	26	.286	36	19	2	13	15		
Opponents	4.75	15-14	29	29	1	2/2	4	259.2	257	157	137	109	258	45	4	23	.254	18	24	4	6	5		

PB - Team (8), Scheffler, M 4, Hall, C. 3, Williams, S. 1, Opp (6). Pickoffs - Team (3), Wade, G. 1, Anderson, E. 1, Fuller, B. 1, Opp (1). SBA/ATT - Scheffler, M (26-29), Watson, R. (4-6), Anderson, E. (4-5), Wade, G. (3-5), Skipper, C. (3-3), Horn, B. (3-3), Fuller, B. (2-3), Fitts, R. (2-2), Greenhill, C (2-2), Hall, C. (2-2), Glavine, P. (1-1), Gray, K. (1-1), Morrison, W. (1-1), Owen, J. (1-1), Schilleci, B (1-1).

**ATLANTA REGIONAL**



**2019 Auburn Baseball  
Overall Statistics for Auburn (as of Jun 03, 2019)  
(Atlanta Regional Sorted by Batting avg)**



Record: 3-0 Home: 0-0 Away: 2-0 Neutral: 1-0 SEC: 0-0

Player	avg	gp-gs	ab	r	h	2b	3b	hr	rbi	tb	slg%	bb	hp	so	gdp	ob%	sf	sh	sb-att	po	a	e	fld%
41 Williams, Steven	.462	3-3	13	3	6	1	0	2	10	13	1.000	0	0	5	0	.462	0	0	0-0	10	0	1	.909
9 Bliss, Ryan	.462	3-3	13	3	6	0	0	1	5	9	.692	2	0	2	0	.533	0	0	1-1	5	10	0	1.000
1 Ward, Judd	.417	3-3	12	2	5	1	0	0	1	6	.500	3	0	3	1	.533	0	0	0-0	5	1	0	1.000
17 Holland, Will	.400	3-3	10	4	4	0	0	0	2	4	.400	3	1	2	0	.571	0	0	0-0	3	10	2	.867
4 Woley, Rankin	.385	3-3	13	4	5	1	0	0	4	6	.462	0	0	3	2	.385	0	0	0-0	25	3	0	1.000
16 Howell, Kason	.333	3-3	12	4	4	1	0	0	0	5	.417	0	0	1	1	.333	0	0	1-1	4	0	0	1.000
10 Julien, Edouard	.300	3-3	10	4	3	0	0	0	0	3	.300	3	0	4	0	.462	0	0	0-0	0	2	1	.667
6 Scheffler, Matt	.154	3-3	13	0	2	0	0	0	1	2	.154	0	1	3	1	.214	0	0	0-0	26	2	0	1.000
24 Davis, Conor	.067	3-3	15	1	1	0	0	1	1	4	.267	0	0	4	1	.067	0	0	0-0	0	0	0	.000
-----																							
5 Eaton, Jarrett	.000	1-0	0	1	0	0	0	0	0	0	.000	0	0	0	0	.000	0	0	0-0	0	0	0	.000
Totals	.324	3	111	26	36	4	0	4	24	52	.468	11	2	27	6	.395	0	0	2-2	81	28	4	.965
Opponents	.216	3	102	13	22	4	0	3	10	35	.343	5	3	27	2	.270	1	0	0-0	77	32	6	.948

LOB - Team (21), Opp (17). DPs turned - Team (3), Opp (6). IBB - Team (1), Ward, J. 1.

**(Atlanta Regional Sorted by Earned run avg)**

Player	era	w-l	app	gs	cg	sho	sv	ip	h	r	er	bb	so	2b	3b	hr	b/avg	wp	hp	bk	sfa	sha
8 Horn, Bailey	0.00	1-0	1	1	0	0/0	0	6.0	2	0	0	1	4	0	0	0	.111	0	0	0	0	0
43 Fitts, Richard	0.00	1-0	1	0	0	0/0	0	6.0	4	0	0	0	4	1	0	0	.182	0	0	0	0	0
20 Greenhill, Cody	3.00	0-0	1	0	0	0/0	1	3.0	1	1	1	0	4	0	0	1	.100	0	0	0	0	0
32 Burns, Tanner	3.00	0-0	1	1	0	0/0	0	3.0	5	5	1	0	2	1	0	0	.357	2	1	0	1	0
44 Owen, Jack	4.91	0-0	1	1	0	0/0	0	3.2	6	2	2	1	4	1	0	1	.353	1	0	0	0	0
37 Watson, Ryan	6.75	0-0	1	0	0	0/0	0	2.2	3	2	2	1	5	1	0	0	.273	1	1	0	0	0
14 Anderson, Elliott	10.12	1-0	1	0	0	0/0	0	2.2	1	3	3	2	4	0	0	1	.100	0	1	0	0	0
Totals	3.00	3-0	3	3	0	0/0	1	27.0	22	13	9	5	27	4	0	3	.216	4	3	0	1	0
Opponents	5.61	0-3	3	3	1	0/0	0	25.2	36	26	16	11	27	4	0	4	.324	3	2	2	0	0

PB - Team (0), Opp (1).

**LAST FIVE GAMES**



**2019 Auburn Baseball  
Overall Statistics for Auburn (as of Jun 03, 2019)  
(Last Five Sorted by Batting avg)**



Record: 3-2 Home: 0-0 Away: 2-0 Neutral: 1-2 SEC: 0-0

Player	avg	gp-gs	ab	r	h	2b	3b	hr	rbi	tb	slg%	bb	hp	so	gdp	ob%	sf	sh	sb-att	po	a	e	fld%	
1 Ward, Judd	.381	5-5	21	2	8	2	0	0	2	10	.476	3	0	6	1	.458	0	0	0-0	11	1	0	1.000	
41 Williams, Steven	.375	5-4	16	3	6	1	0	2	10	13	.813	1	0	7	0	.412	0	0	0-0	13	0	1	.929	
9 Bliss, Ryan	.316	5-5	19	3	6	0	0	1	5	9	.474	5	0	4	0	.458	0	0	1-1	7	16	0	1.000	
4 Woley, Rankin	.300	5-5	20	5	6	2	0	0	4	8	.400	0	0	5	2	.300	0	0	0-0	38	3	1	.976	
17 Holland, Will	.278	5-5	18	5	5	0	0	1	3	8	.444	3	1	7	0	.409	0	0	0-0	6	14	2	.909	
16 Howell, Kason	.278	5-5	18	5	5	1	0	0	1	6	.333	1	0	1	1	.316	0	0	1-1	7	0	0	1.000	
10 Julien, Edouard	.250	5-5	16	4	4	0	0	0	1	4	.250	4	0	4	1	.400	0	0	0-0	0	4	2	.667	
6 Scheffler, Matt	.188	4-4	16	1	3	1	0	0	1	4	.250	1	1	3	1	.278	0	0	0-0	32	2	0	1.000	
24 Davis, Conor	.130	5-5	23	1	3	1	0	1	1	7	.304	1	0	6	1	.167	0	0	0-0	0	0	0	.000	
-----																								
3 Warner, Devin	.250	2-1	4	0	1	0	0	0	0	1	.250	0	0	1	0	.250	0	0	0-0	5	0	0	1.000	
11 Hall, Chase	.000	1-1	2	0	0	0	0	0	0	0	.000	0	0	2	0	.000	0	0	0-0	6	1	0	1.000	
5 Eaton, Jarrett	.000	1-0	0	1	0	0	0	0	0	0	.000	0	0	0	0	.000	0	0	0-0	0	0	0	.000	
Totals	.272	5	173	30	47	8	0	5	28	70	.405	19	2	46	7	.351	0	0	2-2	128	42	6	.966	
Opponents	.269	5	171	28	46	9	0	4	23	67	.392	11	4	41	4	.326	1	1	3-3	128	49	7	.962	

LOB - Team (36), Opp (32). DPs turned - Team (5), Opp (7). IBB - Team (2), Williams, S. 1, Ward, J. 1.

**(Last Five Sorted by Earned run avg)**

Player	era	w-l	app	gs	cg	sho	sv	ip	h	r	er	bb	so	2b	3b	hr	b/avg	wp	hp	bk	sfa	sha
8 Horn, Bailey	0.00	1-0	1	1	0	0/0	0	6.0	2	0	0	1	4	0	0	0	.111	0	0	0	0	0
43 Fitts, Richard	2.70	1-0	2	0	0	0/0	0	10.0	11	3	3	1	9	3	0	1	.268	0	0	0	0	0
44 Owen, Jack	2.89	0-0	2	2	0	0/0	0	9.1	11	3	3	2	9	2	0	1	.289	1	0	0	0	1
20 Greenhill, Cody	4.76	0-1	2	0	0	0/0	1	5.2	4	4	3	1	5	0	0	1	.190	0	0	0	0	0
-----																						
31 Schilleci, Blake	0.00	0-0	1	0	0	0/0	0	0.1	2	0	0	0	0	0	0	0	.667	0	0	0	0	0
33 Morrison, Will	0.00	0-0	1	0	0	0/0	0	0.0	0	0	0	1	0	0	0	0		0	0	0	0	0
32 Burns, Tanner	3.00	0-0	1	1	0	0/0	0	3.0	5	5	1	0	2	1	0	0	.357	2	1	0	1	0
36 Gray, Kyle	6.75	0-1	1	1	0	0/0	0	1.1	2	1	1	1	1	2	0	0	.400	1	0	0	0	0
37 Watson, Ryan	8.10	0-0	2	0	0	0/0	0	3.1	4	4	3	1	5	1	0	0	.286	1	2	0	0	0
14 Anderson, Elliott	10.12	1-0	1	0	0	0/0	0	2.2	1	3	3	2	4	0	0	1	.100	0	1	0	0	0
23 Glavine, Peyton	40.50	0-0	1	0	0	0/0	0	0.2	2	3	3	1	1	0	0	0	.500	1	0	0	0	0
18 Fuller, Brooks	54.00	0-0	2	0	0	0/0	0	0.1	2	2	2	0	1	0	0	0	.667	1	0	0	0	0
Totals	4.64	3-2	5	5	0	0/0	1	42.2	46	28	22	11	41	9	0	4	.269	7	4	0	1	1
Opponents	3.80	2-3	5	5	1	0/0	0	42.2	47	30	18	19	46	8	0	5	.272	4	2	2	0	0

PB - Team (1), Williams, S. 1, Opp (1). SBA/ATT - Hall, C. (2-2), Scheffler, M (1-1), Watson, R. (1-1), Greenhill, C (1-1), Fuller, B. (1-1).



**LAST 10 GAMES**



**2019 Auburn Baseball  
Overall Statistics for Auburn (as of Jun 03, 2019)  
(Last 10 Sorted by Batting avg)**



Record: 6-4 Home: 1-0 Away: 3-2 Neutral: 2-2 SEC: 1-2

Player	avg	gp-gs	ab	r	h	2b	3b	hr	rbi	tb	slg%	bb	hp	so	gdp	ob%	sf	sh	sb-att	po	a	e	fld%	
41 Williams, Steven	.294	10-9	34	5	10	2	2	3	14	25	.735	4	0	10	0	.368	0	0	0-0	18	0	1	.947	
1 Ward, Judd	.293	10-10	41	3	12	2	0	1	5	17	.415	6	0	13	1	.383	0	0	0-0	26	1	0	1.000	
4 Woley, Rankin	.263	10-10	38	8	10	3	0	0	5	13	.342	2	0	8	2	.293	1	0	0-0	83	3	1	.989	
17 Holland, Will	.250	10-10	36	9	9	1	0	3	7	19	.528	5	2	8	1	.372	0	0	1-1	13	27	4	.909	
9 Bliss, Ryan	.250	10-10	36	6	9	0	0	2	6	15	.417	10	0	5	1	.413	0	0	2-3	17	31	0	1.000	
10 Julien, Edouard	.188	10-10	32	6	6	1	0	0	4	7	.219	5	1	11	1	.308	1	0	0-0	2	11	3	.813	
16 Howell, Kason	.188	9-9	32	6	6	1	0	0	1	7	.219	2	0	7	1	.235	0	0	1-1	21	0	0	1.000	
6 Scheffler, Matt	.171	9-9	35	4	6	1	0	1	3	10	.286	3	1	6	1	.256	0	0	0-0	71	8	0	1.000	
24 Davis, Conor	.143	10-10	42	1	6	1	0	1	1	10	.238	3	0	16	2	.200	0	0	0-0	0	0	0	.000	
-----																								
2 Lau, Everett	.500	2-0	2	0	1	0	0	0	1	1	.500	0	0	1	0	.500	0	0	0-0	0	0	0	.000	
3 Warner, Devin	.250	2-1	4	0	1	0	0	0	0	1	.250	0	0	1	0	.250	0	0	0-0	5	0	0	1.000	
19 Moore, Brody	.200	2-1	5	0	1	0	0	0	1	1	.200	1	0	2	0	.333	0	0	0-0	4	3	0	1.000	
11 Hall, Chase	.000	1-1	2	0	0	0	0	0	0	0	.000	0	0	2	0	.000	0	0	0-0	6	1	0	1.000	
5 Eaton, Jarrett	.000	2-0	0	2	0	0	0	0	0	0	.000	0	0	0	0	.000	0	0	0-0	0	0	0	.000	
Totals	.227	10	339	50	77	12	2	11	48	126	.372	41	4	90	10	.316	2	0	4-5	269	92	9	.976	
Opponents	.263	10	350	54	92	18	0	8	46	134	.383	27	10	83	7	.330	4	4	4-5	270	88	11	.970	

LOB - Team (66), Opp (72). DPs turned - Team (8), Opp (10). IBB - Team (3), Williams, S. 2, Ward, J. 1.

**(Last 10 Sorted by Earned run avg)**

Player	era	w-l	app	gs	cg	sho	sv	ip	h	r	er	bb	so	2b	3b	hr	b/avg	wp	hp	bks	sfa	sha
8 Horn, Bailey	1.98	2-0	3	1	0	0/0	0	13.2	5	3	3	2	12	0	0	3	.111	1	0	0	0	0
43 Fitts, Richard	2.20	1-0	3	0	0	0/0	0	16.1	15	4	4	3	17	5	0	1	.238	0	1	0	0	0
32 Burns, Tanner	2.57	0-0	2	2	0	0/0	0	7.0	9	6	2	0	6	4	0	0	.300	2	2	0	1	0
44 Owen, Jack	3.86	0-1	3	3	0	0/0	0	16.1	19	7	7	3	15	3	0	1	.288	2	1	0	0	1
20 Greenhill, Cody	3.86	0-1	4	0	0	0/0	2	11.2	10	7	5	4	7	0	0	1	.238	1	2	0	2	1
14 Anderson, Elliott	7.84	1-1	3	2	0	0/0	0	10.1	12	10	9	6	11	0	0	2	.273	2	1	0	1	0
-----																						
36 Gray, Kyle	2.25	1-1	2	1	0	0/0	0	4.0	5	1	1	1	4	2	0	0	.313	1	1	0	0	0
37 Watson, Ryan	5.79	1-0	3	0	0	0/0	0	4.2	5	4	3	1	6	1	0	0	.278	1	2	0	0	0
33 Morrison, Will	6.75	0-0	4	0	0	0/0	0	1.1	1	1	1	2	1	1	0	0	.200	0	0	0	0	0
31 Schilleci, Blake	13.50	0-0	2	0	0	0/0	0	0.2	3	1	1	0	0	1	0	0	.750	1	0	0	0	1
18 Fuller, Brooks	21.00	0-0	5	1	0	0/0	1	3.0	6	7	7	4	3	1	0	0	.462	2	0	0	0	1
23 Glavine, Peyton	40.50	0-0	1	0	0	0/0	0	0.2	2	3	3	1	1	0	0	0	.500	1	0	0	0	0
Totals	4.62	6-4	10	10	0	0/0	3	89.2	92	54	46	27	83	18	0	8	.263	14	10	0	4	4
Opponents	3.50	4-6	10	10	1	0/0	1	90.0	77	50	35	41	90	12	2	11	.227	8	4	3	2	0

PB - Team (1), Williams, S. 1, Opp (3). SBA/ATT - Scheffler, M (2-3), Watson, R. (1-2), Hall, C. (2-2), Fuller, B. (1-1), Horn, B. (1-1), Greenhill, C (1-1).

**GAMES SUMMARY**



**2019 Auburn Baseball  
Games Summary for Auburn (as of Jun 03, 2019)  
(All games)**



Score by innings	1	2	3	4	5	6	7	8	9	EX	Total
Auburn	34	40	39	33	43	37	43	59	19	8	355
Opponents	41	44	35	43	29	28	33	43	13	8	317

**Record when ...**

Overall	36-25	After 6 leading	26-1
Conference	14-16	..... trailing	4-22
Non-Conference	22-9	..... tied	6-2
Home games	22-10	After 7 leading	28-1
Away games	12-12	..... trailing	3-19
Neutral site	2-3	..... tied	5-5
Day games	20-10	After 8 leading	33-2
Night games	16-15	..... trailing	2-21
vs Left starter	9-5	..... tied	1-1
vs Right starter	27-20		
1-Run games	7-2	Hit 0 home runs	15-16
2-Run games	6-4	... 1 home run	11-7
5+Run games	14-11	... 2+ home runs	10-2
Extra innings	5-2		
Shutouts	7-3	Opponent 0 home runs	21-10
		..... 1 home run	7-8
		..... 2+ HRs	8-7
Scoring 0-2 runs	2-11		
..... 3-5 runs	13-7	Made 0 errors	16-6
..... 6-9 runs	12-6	.... 1 error	10-10
..... 10+ runs	9-1	.... 2+ errors	10-9
Opponent 0-2 runs	17-0		
..... 3-5 runs	14-7	Opp. made 0 errors	10-10
..... 6-9 runs	5-10	..... 1 error	12-7
..... 10+ runs	0-8	..... 2+ errors	14-8
Scored in 1st inning	13-4		
Opp. scored in 1st	13-10	Out-hit opponent	22-4
Scores first	17-8	Out-hit by opponent	8-19
Opp. scores first	19-17	Hits are tied	6-2

**Record when team scores:**

Runs	0	1	2	3	4	5	6	7	8	9	10+
W-L	0-3	0-5	2-3	0-4	5-1	8-2	6-5	3-0	2-1	1-0	9-1

**Record when opponent scores:**

Runs	0	1	2	3	4	5	6	7	8	9	10+
W-L	7-0	4-0	6-0	6-0	2-4	6-3	0-3	3-3	0-1	2-3	0-8

**Record when leading after:**

Inn.	1	2	3	4	5	6	7	8
W-L	10-2	15-5	17-6	21-2	23-2	26-1	28-1	33-2

**Record when trailing after:**

Inn.	1	2	3	4	5	6	7	8
W-L	9-10	12-14	11-17	9-22	6-21	4-22	3-19	2-21

**Record when tied after:**

Inn.	1	2	3	4	5	6	7	8
W-L	17-13	9-6	8-2	6-1	7-2	6-2	5-5	1-1

Current winning streak: 3  
 Longest winning streak: 15  
 Longest losing streak: 4

Home attendance : 106225 ( 32 dates avg = 3319 )  
 Away attendance : 153819 ( 29 dates avg = 5304 )  
 Total attendance: 260044 ( 61 dates avg = 4263 )

# TV/RADIO ROSTER



1 JUDD WARD



2 EVERETT LAU




3 DEVIN WARNER




4 RANKIN WOLEY



5 JARRETT EATON



6 MATT SCHEFFLER



7 ED JOHNSON



8 BAILEY HORN



9 RYAN BLISS



10 EDOUARD JULIEN



11 CHASE HALL



12 RYAN HOERTER



13 DAVIS DANIEL



14 ELLIOT ANDERSON



16 KASON HOWELL




17 WILL HOLLAND



18 BROOKS FULLER



19 BRODY MOORE



20 CODY GREENHILL



21 JACKSON HENDERSON



22 FORD LUTTRELL



23 PEYTON GLAVINE




24 CONOR DAVIS



25 DAWSON SWEATT



26 TROY BEARDEN



29 CARSON SKIPPER



31 BLAKE SCHILLECI



32 TANNER BURNS



33 WILL MORRISON



36 KYLE GRAY



37 RYAN WATSON




38 BRETT OLSON




40 GARRETT WADE



41 STEVEN WILLIAMS



43 RICHARD FITTS



44 JACK OWEN



30 BUTCH THOMPSON



35 KARL NONEMAKER



39 GABE GROSS



34 STEVE SMITH