

AUBURN'S RECORD WHEN...

	2022	Under Thompson
Overall	2-1	181-143
SEC	0-0	63-86
Non-Conference	2-1	106-46
Postseason	0-0	15-14
Home	0-0	121-63
Away	0-0	42-61
Neutral	2-1	16-17
Current streak	W2	W2
Last 5 games	2-1	2-1
Last 10 games	--	--

Situational:

AU scores first	2-0	125-48
Opp. scores first	0-1	56-95
AU scores 4+ runs	1-0	163-63
AU scores 3 runs or less	1-1	18-80
AU leads after 7 innings	2-0	147-14
8 innings	2-0	167-12
AU trails after 7 innings	0-1	12-104
8 innings	0-1	4-113
Game tied after 7 innings	0-0	18-22
8 innings	0-0	5-13
Extra Innings	0-0	9-15
1-run games	1-0	37-39
2-run games	0-0	21-14
3-run games	0-1	20-19
Games decided by 5+ runs	1-0	85-43
vs. LH Starter	0-1	55-47
vs. RH Starter	2-0	127-95
More hits than opponent	1-0	135-25
Fewer hits than opponent	0-1	29-108
Hits are tied	1-0	15-11
AU has 10+ hits	1-0	109-56
Opp. has 10+ hits	0-0	43-90
Hit a home run	0-0	117-57
Opp. hits a home run	0-1	75-90
AU quality start	0-0	61-20
Opp. quality start	0-0	25-55
AU commits no errors	1-1	78-37
Opp. commits no error	2-0	47-72

By Day:

Sunday	1-0	29-26
Monday	0-0	1-2
Tuesday	0-0	37-16
Wednesday	0-0	14-6
Thursday	0-0	7-14
Friday	0-1	44-33
Saturday	1-0	46-44
Day Games (first pitch before 6 p.m.)	2-1	108-76
Night Games (first pitch after 6 p.m.)	0-0	73-67
Doubleheaders	0-0	21-13

By Month:

February	2-1	43-13
March	0-0	61-35
April	0-0	38-46
May	0-0	28-41
June	0-0	10-7

By Jersey:

White	0-0	50-30
Blue	0-1	33-30
Orange	1-0	40-29
Gray	1-0	21-35
Pinstripes	0-0	27-17
Cream Throwback	0-0	8-2

UNIVERSITY INFORMATION

Location	Auburn, Ala.
Enrollment	31,526
Founded	October 1, 1856
Nickname	Tigers
Colors	Burnt Orange and Navy Blue
President	Dr. Jay Gogue
Athletics Director	Allen Greene
Conference	Southeastern (SEC West)
Stadium / Capacity	Samford Stadium-Hitchcock Field at Plainsman Park / 4,096
Ticket Office Phone	855-282-2010

BASEBALL COACHING / SUPPORT STAFF

Head Coach	Butch Thompson (Birmingham-Southern, 1992)
Record at Auburn / Seasons	179-142 (.558) / 7th
Career Coaching Record / Seasons	218-163 (.572) / 8th
Assistant Coach	Karl Nonemaker (Vanderbilt, 2002)
Assistant Coach	Gabe Gross (Auburn, 2012)
Volunteer Assistant	Tim Hudson (Auburn, 2021)
Director of Player Development	Aaron Everett (UT Martin, 2012)
Director of Operations	Greg Drye (Southern Miss, 1998)
Athletic Trainer	Anthony Sandersen (South Dakota State, 2004)
Strength & Conditioning	Chris Joyner (Minnesota State - Mankato, 2001)

PROGRAM HISTORY

Modern Era Program Record (since 1949)	1,988-1,375-4 (.591)
College World Series Appearances / Last	5 / 2019
College World Series Record	3-10 (.231)
NCAA Regional Appearances / Last	22 / 2019
NCAA Regional Record	51-45 (.531)
NCAA Super Regional Appearances / Last	3 / 2019
NCAA Super Regional Record	3-5 (.375)
Last Postseason Opponent	Louisville / 2019 College World Series
Result	Lost, 5-3

POSTSEASON HISTORY

College World Series Appearances: 5 (1967, 1976, 1994, 1997, 2019)

Super Regional Appearances: 3 (1999, 2018, 2019)

NCAA Regional Appearances: 22 (1963, 1967, 1976, 1978, 1987, 1989, 1993-95, 1997-2003, 2005, 2010, 2015, 2017, 2018, 2019)

NCAA Regional Titles: 7 (1967, 1976, 1994, 1997, 1999, 2018, 2019)

MEDIA RELATIONS

Baseball Contact: George Nunnelley, Asst. Director - Athletics Comm.

Cell: 502-609-9982

Email: gnnunnelley@auburn.edu

Twitter: @gnunnelley

Associate AD: Kirk Sampson

2022 AUBURN BASEBALL ROSTER

No.	Name	Pos.	Cl.	B/T	Ht.	Wt.	Exp.	Hometown (Previous School)
1	Blake Rambusch	IF/OF	R-Jr.	R/R	5-9	175	JC	Austin, Texas (Grayson College)
2	Josh Hall	OF	R-Jr.	L/R	5-9	192	1L	Birmingham, Ala. (Ole Miss)
3	Brayton Brown	OF	Jr.	R/R	5-9	180	2L	Selma, Ala. (Morgan Academy)
4	Brody Moore	IF	Sr.	R/R	5-11	183	3L	Oneonta, Ala. (Oneonta)
5	Kason Howell	OF	Sr.	R/R	6-0	180	3L	Argyle, Texas (Liberty Christian)
6	Ryan Dyal	C	R-So.	L/R	5-10	197	1L	Senoia, Ga. (East Coweta)
7	Cole Foster	IF	So.	S/R	6-1	190	1L	Plano, Texas (Plano Senior)
8	Bryson Ware	OF	Jr.	R/R	6-2	193	1L	Madison, Miss. (Pearl River CC)
9	Cade Granzow	RHP	Fr.	R/R	6-3	220	HS	Franklin, Tenn. (Brentwood)
11	Garrett Farquhar	IF	5th	R/R	5-11	187	2L	Hoover, Ala. (Shelton State CC)
13	Ben Schorr	C	R-Fr.	R/R	6-0	185	RS	Columbus, Ga. (Columbus)
14	Brooks Fuller	LHP	Sr.	L/L	6-3	210	3L	Auburn, Ala. (Auburn)
16	Cam Hill	IF/LHP	So.	L/L	6-5	214	1L	Madison, Ala. (Bob Jones)
17	Sonny DiChiara	IF	Sr.	R/R	6-1	263	TR	Hoover, Ala. (Samford)
18	Mason Barnett	RHP	Jr.	R/R	6-0	218	2L	Cartersville, Ga. (Cartersville)
19	Brooks Carlson	IF	Gr.	R/R	5-11	192	TR	Mobile, Ala. (Samford)
20	Hayden Mullins	LHP	Jr.	L/L	6-0	194	2L	Gallatin, Tenn. (Hendersonville)
21	Trace Bright	RHP	Jr.	R/R	6-4	199	2L	Montgomery, Ala. (Trinity Presbyterian)
22	Garrett Wade	LHP	R-Jr.	L/L	6-3	199	2L	Hartselle, Ala. (Hartselle)
23	Parker Carlson	RHP	Fr.	R/R	6-1	170	HS	Mobile, Ala. (Faith Academy)
27	Bobby Peirce	OF	R-Jr.	R/R	6-2	181	1L	Scottsdale, Ariz. (South Mountain CC)
28	Nate LaRue	C/RHP	Jr.	R/R	6-3	217	2L	Mobile, Ala. (McGill-Toolen)
29	Carson Skipper	LHP	Sr.	L/L	6-2	211	3L	Trussville, Ala. (Trussville)
31	Mike Bello	OF	Fr.	L/L	6-1	190	HS	Oak Ridge, N.J. (Pope John XXIII)
32	Carson Swilling	RHP	So.	R/R	5-11	196	1L	Smiths Station, Ala. (Smiths Station)
34	Ben Bosse	RHP	Fr.	R/R	6-1	194	HS	Brenham, Texas (Brenham)
37	Mason Land	IF	Jr.	L/R	5-10	173	JC	Cantonment, Fla. (Chattahoochee Valley CC)
40	Blake Burkhalter	RHP	Jr.	R/R	6-0	204	2L	Dothan, Ala. (Northview)
41	John Armstrong	RHP	Fr.	R/R	5-11	200	HS	Marietta, Ga. (Harrison)
43	Chase Isbell	RHP	Jr.	R/R	6-2	198	TR	Springville, Ala. (Samford)
44	Grant Newton	RHP	R-Jr.	R/R	6-4	236	TR	Orange County, Calif. (Santa Ana College)
45	Joseph Gonzalez	RHP	So.	R/R	6-4	230	1L	Humacao, P.R. (Leadership Christian Academy)
46	Chase Allsup	RHP	Fr.	R/R	6-1	220	HS	Dothan, Ala. (Dothan)
47	Tommy Sheehan	LHP	Gr.	L/L	6-0	209	TR	Brielle, N.J. (Notre Dame)
50	Jake Wyandt	C	Gr.	R/R	5-11	195	TR	Laurel, Md. (Presbyterian)
51	Luke Burk	IF	Jr.	R/R	6-0	219	JC	Galena, Mo. (Neosho County CC)
52	Jordan Armstrong	RHP	Sr.	R/R	6-2	184	JC	McDonough, Ga. (Chattahoochee Valley CC)
54	Konner Copeland	LHP	So.	L/L	6-2	178	JC	Mobile, Ala. (Pensacola State CC)
57	Tyler Drabick	RHP	Gr.	R/R	6-2	193	TR	Canton, Ohio (Lipscomb)
72	Brody Moss	IF	Fr.	L/R	5-11	173	HS	Helena, Ala. (Helena)

COACHES & STAFF

30	Butch Thompson	Head Coach
35	Karl Nonemaker	Assistant Coach
39	Gabe Gross	Assistant Coach
15	Tim Hudson	Volunteer Assistant Coach
	Aaron Everett	Director of Player Development
	Greg Drye	Director of Operations
	Chris Joyner	Strength & Conditioning
	Anthony Sandersen	Athletic Trainer
	Jeremy Page	Athletic Trainer Intern

PRONUNCIATION GUIDE

Ben BOSSE.....	BOSSY
Sonny DICHARA	De-SHARE-uh
Ryan DYAL.....	DIAL
Garrett FARQUHAR	FAR-kwar
Cade GRANZOW.....	Gran-ZO
KASON Howell.....	KAY-son
Chase ISBELL.....	IZ-bull
Ben SCHORR.....	SHORE
Jake WYANDT.....	Why-ANDT

30 BUTCH THOMPSON HEAD COACH

THE AUBURN SKIPPER

- Eight College World Series appearances / 17 postseason appearances
- 2013 National Runner-up (Mississippi State)
- 2001 National Champion (Birmingham-Southern)
- 2014 Baseball America/ABCA National Assistant Coach of the Year
- 2006 FCA Coach of the Year
- Coached 18 pitchers who went on to pitch in the Major Leagues
- Recruited and coached 33 pitchers who were drafted out of college that weren't drafted out of high school

Butch Thompson enters his seventh season at the helm of the program in 2021, posting a record of 179-142 in his first six seasons. He led the program to the first College World Series appearance in 22 years in 2019 and took the Tigers to three straight regionals for the first time since 2001-03.

Butch Thompson was named Auburn's head baseball coach on October 22, 2015 and enters his seventh season with the Tigers in 2021.

Thompson, who spent three seasons as an assistant coach and recruiting coordinator at Auburn from 2006-08, returned to The Plains after seven seasons at Mississippi State as both associate head coach and pitching coach.

A native of Amory, Miss., Thompson has coached 31 Division I All-Americans and 40 all-conference performers. He has seen 18 of his former pitchers make their Major League Baseball debuts, including 12 since 2014. Thompson has also turned 33 pitchers who went undrafted out of high school into MLB draft picks.

Thompson had three pitchers drafted in the first 11 rounds in 2014 and five pitchers drafted, including three in the top 10 rounds, in 2013. He added a first-round selection in the 2016 draft, a third-round pick in Keegan Thompson in 2017 and the first No. 1 overall pick in program history in Casey Mize in 2018. With Tanner Burns also going as a supplemental first round pick in 2020, Auburn became one of four programs with a pair of pitchers drafted in the first round from 2018-20.

Along with his pitching pedigree, Thompson is also considered one of the top recruiters in the country. Since 2003, he has secured 14 recruiting classes that were ranked in the top 10 by either Baseball America or Perfect Game, including the No. 5 signing class in 2017 and a program record No. 4 class in 2018. His classes signed from 2006-08 at Auburn each ranked in the top 18 nationally, including the No. 5 class in 2008, which included All-American and SEC Player of the Year Hunter Morris.

In 29 years of coaching at the collegiate level, including 20 in the Southeastern Conference, Thompson has coached eight College World Series participants, including leading the Tigers to the program's first trip to the College World Series in 22 years in 2019. Thompson has also coached one national champion and a national runner-up, won nine conference championships and made 17 postseason appearances. He has also served as an assistant under three National Coach of the Year recipients.

Thompson was named the 2006 Fellowship of Christian Athletes SEC Coach of the Year while at Auburn and the 2014 Baseball America and American Baseball Coaches Association (ABCA) National Assistant Coach of the Year while at Mississippi State.

Thompson has returned the Tigers to prominence in five seasons on The Plains as he has guided the team to a 179-142 overall record and took the team to three straight NCAA Tournament appearances for the first time since 2001-03, including back-to-back super regionals for the first time in program history. After advancing to the College World Series in 2019 and a winner-take-all game three in the Gainesville Super Regional in 2018, the Tigers finished those respective seasons ranked as high as No. 8 and No. 9. It marked the third time in program history the team has finished back-to-back seasons in the top 10.

Entering the 2019 postseason as the No. 2 seed in the Atlanta Regional, Auburn became the only program to sweep a regional on the road in each of the last two seasons before also becoming the first team to defeat North Carolina in a Chapel Hill Super Regional in 2019, punching its ticket to Omaha for the first time since 1997.

In seven seasons at MSU, Thompson made four NCAA regional trips, two Super Regionals, won the SEC Tournament and advanced to the College World Series finishing as NCAA runner-up in 2013. In three of his last four seasons in Starkville, the Bulldogs' staff ERA finished no higher than 3.06. Thompson's 2013 pitching staff was one of two nationally to finish in the top 15 in ERA, strikeouts per nine innings and hits allowed per nine innings.



In addition to his experience at Auburn and Mississippi State, Thompson also spent four seasons at Georgia from 2002-05, including a trip to the College World Series in 2004. While there, he guided the development of future Major Leaguers Josh Fields, Mitchell Boggs and Brooks Brown.

Thompson launched his coaching career as pitching coach and top assistant at Huntingdon College (Ala.) in 1993, before returning to his alma mater in Birmingham, where he helped lead the Panthers to back-to-back Southern States Conference Championships and in 1995 coached BSC to its first NAIA World Series berth.

Thompson left BSC briefly to serve as head coach at Jefferson State Community College in Birmingham in 1997. While at JSCC, he was honored as the Regional Tournament Coach of the Year, the ABCA Alabama Junior College Coach of the Year and the Southeast Region Coach of the Year after guiding JSCC to a 39-21 mark, the AJCAA Region 22 State Championship and a third-place finish in the NJCAA Division II World Series.

He returned to Birmingham-Southern as top assistant the following season, beginning a four-year run during the most successful span in BSC baseball history. The Panthers won 196 games and four TranSouth Conference Championships and made three-consecutive appearances in the NAIA World Series. BSC's 2001 team posted a school-best 55-11 mark and captured the NAIA National Championship.

In 2002, Thompson joined the SEC baseball coaching fraternity as a pitching coach and recruiting coordinator at Georgia and has been a part of the league for the past 17 seasons.

Thompson currently serves as the large-school representative for the Alabama Baseball Coaches Association and is an All-American committee member representing the South region for the ABCA.

Thompson prepped at Amory (Miss.) High School and later starred as a pitcher at Itawamba (Miss.) Community College from 1989-90. He is a member of both the ICC Athletic Hall of Fame (Class of 2014) and MACCC Hall of Fame (Class of 2021).

Thompson earned a Bachelor's Degree in History at BSC in 1992 and completed a Master's Degree in Sports Administration at UAB in 1996. He is married to the former Robin Ashe of Birmingham, Ala., and they are the parents of three daughters --- Anna, Olivia and Madelyn Gail.

NATIONAL POLLS

NEWS & NOTES

BASEBALL AMERICA

Feb. 21

1. Texas
2. Notre Dame
3. Oklahoma State
4. Virginia
5. Stanford
6. Long Beach State
7. Vanderbilt*
8. Mississippi State*
9. Arkansas*
10. Ole Miss*
11. LSU*
12. Oregon State
13. Florida State
14. Arizona
15. Georgia
16. N.C. State
17. Tennessee
18. Liberty
19. Florida
20. Georgia Tech
21. UCLA
22. Bryant
23. Old Dominion
24. Miami
25. East Carolina

D1 BASEBALL

Feb. 21

1. Texas
2. Arkansas*
3. Ole Miss*
4. Oklahoma State
5. Vanderbilt*
6. Stanford
7. Mississippi State*
8. LSU*
9. N.C. State
10. Florida State
11. Arizona
12. Long Beach State
13. Notre Dame
14. Oregon State
15. Florida
16. Georgia
17. TCU
18. Tennessee*
19. Georgia Tech
20. Texas Tech*
21. Liberty
22. Maryland
23. Duke
24. Miami
25. East Carolina

USA TODAY

Preseason

1. Texas
2. Vanderbilt*
3. Mississippi State*
4. Arkansas*
5. Stanford
6. Ole Miss*
7. LSU*
8. Oklahoma State
9. N.C. State
10. Florida
11. Notre Dame
12. Texas Tech*
13. East Carolina
14. Florida State
15. Arizona
16. Tennessee*
17. Georgia
18. TCU
19. UC Irvine
20. Oregon State
21. Virginia
22. Dallas Baptist
23. Georgia Tech
24. UCLA
25. Duke

NCBWA

Feb. 21

1. Texas
2. Ole Miss*
3. Arkansas*
4. Stanford
5. Oklahoma State
6. LSU*
7. N.C. State
8. Arizona
9. Vanderbilt*
10. Mississippi State*
11. Florida State
12. Oregon State
13. Notre Dame
14. Long Beach State
15. Tennessee*
16. Georgia
17. Florida
18. Georgia Tech
19. TCU
20. Virginia
21. Texas Tech*
22. Miami
23. UCLA
24. Liberty
25. Maryland

PERFECT GAME

Feb. 21

1. Texas
2. Stanford
3. LSU*
4. Oklahoma State
5. Vanderbilt*
6. Notre Dame
7. N.C. State
8. TCU
9. Arkansas*
10. Ole Miss*
11. Georgia Tech
12. Arizona
13. Long Beach State
14. Florida State
15. Liberty
16. Mississippi State*
17. UCLA
18. Miami
19. Tennessee*
20. Oregon State
21. Texas Tech*
22. San Diego
23. Louisiana Tech
24. East Carolina
25. UC Irvine

COLLEGIATE BASEBALL

Feb. 21

1. Texas
2. LSU*
3. Oklahoma State
4. Vanderbilt*
5. Stanford
6. Notre Dame
7. Georgia Tech
8. Florida State
9. Long Beach State
10. Arizona
11. Mississippi State
12. Liberty
13. Florida
14. TCU
15. Louisiana Tech
16. Texas Tech*
17. Georgia
18. Tennessee*
19. Oregon State
20. UC Santa Barbara
21. UCLA
22. Ole Miss*
23. Arkansas*
24. Miami
25. Virginia

AUBURN IN THE POLLS

BA D1 CB NC PG USA

Pre. NR NR NR NR NR NR
2/21 NR NR NR NR NR NR

SCOUTING THE TROJANS

- Troy hosted Holy Cross in a four-game series and outscored the Crusaders 44-8 during Opening Weekend.
- The Trojans ripped off 54 hits (.380 average) during the four-game series, with five players record six or more.
- The pitching staff turned in a 2.00 ERA in 36.0 innings and struck out 46 while issuing 12 walks.

ROSTER AT A GLANCE

- Auburn's 2022 roster consists of 21 returners and 19 newcomers, including seven freshmen and 12 transfers (six four-year, six JUCO).

LEGACY LEADERS

- Seniors Garrett Farquhar, Kason Howell, Brody Moore and Carson Skipper have been voted by their coaches and teammates as the Legacy Group for the 2022 season.

PITCHING ON POINT

- The Auburn pitching staff allowed just five runs (four earned) on 10 hits in three games at the State Farm College Baseball Showdown to being the season.
- The four earned runs were the fewest in three games against Power 5 competition since 2019 (Tennessee) and the 10 hits were the fewest in a three-game span since 2015 (Radford).
- The Tigers finished Opening Weekend ranked first in the SEC in hits allowed and opponent batting average (.127) and second in ERA (1.38).
- Five pitchers who made their Auburn debuts didn't allow an earned run and struck out 11 in a combined six appearances and 8.2 innings.

SOLID STARTS

- Starting pitchers Tommy Sheehan, Joseph Gonzalez and Trace Bright went 2-0 and didn't allow an earned run with 11 strikeouts in 11.0 innings of work.

STRONG START FOR THE ARMSTRONGS

- John and Jordan Armstrong made a combined three relief appearances and didn't allow a run in 5.2 IP in Arlington.
- John was the only Auburn pitcher to make a pair of appearances and inherited two runners with one out in each of his trips to the mound, only allowing two to score.
- Jordan came out of the bullpen in the season opener and held Oklahoma scoreless and to only one hit in 4.0 IP.

SONNY STARTS SLUGGING

- Senior transfer Sonny DiChiara led the State Farm College Baseball Showdown in average (.556), on-base percentage (.692) and doubles (3).
- He ripped a career best two doubles in the season opener against Oklahoma and collected a hit in all three contests.
- DiChiara reached base multiple times in all three games, including five times against Kansas State - two hits, two hit-by-pitches and one walk.

RAMBUSCH RAKES AND REACHES BASE

- Junior college transfer Blake Rambusch, who ranked 11th in the NJCAA with a .444 average a season ago, finished Opening Weekend with three hits and four runs against Kansas State.
- The redshirt junior has reached base in 60 of the last 61 games dating back to the final 13 games of his freshman season at Grayson College in 2019.

LIKE FATHER, LIKE SON

- Senior infielder Brody Moore is the son of former Auburn and All-SEC shortstop Brandon Moore (1991-94).
- After wearing No. 19 and playing second base/utility in his first three seasons on the Plains, Brody has a new number and position in 2022 - No. 4 and shortstop - just like his dad.
- Brandon hit .332 in four years and 242 games in an Auburn uniform. Brody is a .303 career hitter in parts of three seasons and 82 games.

BURKY AND SKIP IN THE BULLPEN

- Junior Blake Burkhalter and senior Carson Skipper were two of nine SEC relievers named to the NCBWA Stopper of the Year Watch List.
- Auburn is one of two SEC programs with multiple honorees.
- It marks the fifth straight season an Auburn pitcher has been recognized on the list, including the second straight for Skipper.

ONE-RUN AFFAIRS

- After going 6-11 one-run games last year, Auburn won its first one-run affair by defeating No. 12 Texas Tech Saturday in Arlington, Texas.
- A year ago, thirteen of Auburn's 30 SEC games, including seven of its first 10, were decided by one run and seven more were decided by two runs.
- The Tigers went 4-9 in one-run games and 6-14 in games decided by two runs or less in league play.

BIG SHOES TO FILL

- Auburn is forced to replace its top three hitters and five everyday starters from a year ago in shortstop Ryan Bliss, third baseman Rankin Woley, first baseman Tyler Miller and outfielders Steven Williams and Judd Ward.
- The quintet combined to hit .296 with 192 runs, 50 doubles, 58 home runs and 191 RBI.

TWENTY-SIX YEARS IN THE MAKING

- Volunteer assistant and pitching coach Tim Hudson, who began his time on the Plains as a player in the fall of 1995, recently earned his degree in interdisciplinary studies with emphases on health promotion and philanthropy studies on Dec. 11, 2021.

MLB SUCCESS ON STAFF

- Auburn's coaching staff has 54 years of experience in professional baseball, including 32 years in the MLB between pitching coach Tim Hudson (17 years), hitting coach Gabe Gross (seven years), strength coach Chris Joyner (eight years).
- Other members of the coaching and support staff with professional experience include assistant coach Karl Nonemaker, director of player development Aaron Everett and athletic trainer Anthony Sandersen.

AUBURN IN THE MLB DRAFT

- The 2021 MLB Draft marked the 47th consecutive year Auburn had at least one player selected, tied for the longest active streak in the SEC.
- Ryan Bliss was drafted by the Arizona Diamondbacks in the second round with the 42nd overall pick in last year's draft, becoming the fifth-highest position player and ninth-highest draft pick overall in Auburn history.
- It marked the sixth straight season Auburn had a top-five-round pick, marking the first time in program history to accomplish the feat.

THE LAST TIME...

BATTING SUPERLATIVES

5 hits in a game	Anfernee Grier at Kennesaw St. [5-for-6] (4/12/16)
6 hits in a game	Tyler Johnstone vs. Elon [6-for-7, 2B, 3B] (2/25/05)
Reached base 6 times	Bryson Ware vs. Alabama A&M [3-5, 3 BB] (2/24/21)
4 runs in a game	Blake Rambusch vs. Kansas State (2/20/22)
5 runs in a game	Rankin Woley vs. #18 Boston College (3/6/21)
6 runs in a game	Bryson Ware vs. Alabama A&M (2/24/21)
10-game hitting streak	Rankin Woley, 12 games (2/28-3/21/21)
15-game hitting streak	Jonah Todd, 16 games, (4/8-5/7/17)
20-game hitting streak	A. Grier, 22 games, (5/31/15-3/22/16)
25-game hitting streak	Justin Fradejas, 27 games (3/23-5/7/10)
30-game hitting streak	Casey Dunn, 31 games (2/22 [G1]-4/15/97)
3 doubles in a game	Ryan Bliss vs. LSU (5/6/21)
4 doubles in a game	Ken Dempsey vs. Georgia (1971)
2 triples in a game	Jay Gonzalez vs. Alabama State (2/28/12)
3 triples in a game	never
2 home runs in one game	Kason Howell at Missouri (5/20/21)
3 home runs in one game	Tony Caldwell at Kentucky (4/9/11)
7 RBI in a game	Brody Moore vs. Alabama A&M (2/24/21)
8 RBI in a game	Justin Bryant at Georgia (3/19/10)
9 RBI in a game	Hunter Morris at Georgia (3/21/10)
10 RBI in a game	Bob Berry vs. Huntington (4/15/82)
Grand slam home run	Cam Hill vs. #18 Boston College (3/6/21)
Inside-the-park home run	Kason Howell at Alabama (4/15/21)
HR to begin game	Ryan Bliss vs. #11 Ole Miss (5/25/21)
Two HR in one inning	Dan Glevenyak at Jacksonville State (8th) (5/7/13)
HR in consecutive at-bats	Steven Williams vs. Texas A&M (5/15/21)
HR in three consecutive at-bats	Edouard Julien vs. Alabama A&M/at UCF (2/20-22/19)
HR in consecutive games	Rankin Woley vs. North Alabama/at Missouri (5/18-20/21)
HR in three consecutive games	Steven Williams at #20 GT & Alabama (4/13-16/21)
HR in three consecutive SEC games	Trent Mummy (4/17-23/10)
HR in four consecutive games	Joseph Sanders (5/10-15/08)
HR in four consecutive SEC games	Mike Bianucci (5/2-9/08)
HR in five consecutive games	Tim Lemons (4/6-10/85)
Walk-off HR	Steven Williams at #7 Georgia Tech (6/1/19)
Pinch-hit HR	Cam Hill vs. Kentucky (3/26/21)
Pinch-hit grand slam	Edouard Julien vs. BYU (G1 - 3/3/18)
HR in first at-bat of season	Steven Williams vs. Longwood (2/17/18)
HR in both games of DH	Dylan Ingram at #7 Mississippi St. (4/29/17)
Hit for the cycle	Judd Ward [3B, 1B, HR, 2B] vs. Illinois-Chicago (G1 - 2/15/20)
Hit from both sides of plate in same inning	Damon Haecker [5th inn.] vs. Jacksonville St. (3/15/17)
Two hits in same inning	Bliss [1B, 1B] & Woley [2B, 1B] at #4 Ole Miss [8th] (3/21/21)
Stole home	Justin Hargett vs. Davidson (Gm 2) [4th] (G1 - 3/3/10)
Stole two bases in a game	Josh Hall vs. Alabama A&M (2/23/21)
Stole three bases in a game	Anfernee Grier vs. Southern (2/26/16)
Hit by a pitch 2 times in a game	Sonny DiChiara vs. Kansas State (2/20/22)
Hit by a pitch 3+ times in a game	Dan Glevenyak at Alabama (4) (4/11/14)
Scored 20 or more runs	20 vs. Wright State (2/29/20)
Scored 25 or more runs	25 vs. Longwood (2/17/18)
Scored 30 or more runs	33 vs. Alabama A&M (2/24/21)
Scored 5 runs in an Inning	5, vs. Kansas State (5th) (2/20/22)
Scored 6 runs in an Inning	6, at Missouri (8th) (5/20/21)
Scored 7 runs in an Inning	7, vs. Chicago State (3rd) (3/8/20)
Scored 8 runs in an Inning	8, at UAB (5th) (3/19/19)
Scored 9 runs in an Inning	9, at #4 Ole Miss (8th) (3/21/21)
Scored 10+ runs in an Inning	14, vs. Alabama A&M (4th) (2/24/21)
Recorded 10+ hits in an Inning	11, vs. Furman (5th) (2/12/00)
Scored in every inning	vs. Coppin State (3/18/14)
Recorded 15-19 hits	16, vs. North Alabama (5/18/21)
Recorded 20 or more hits	27, vs. Alabama A&M (2/24/21)
Hit 3 or more home runs in an inning	3, vs. Northeastern (6th) (G1 - 3/10/18)
Hit 3 or more home runs in a game	3, at Missouri (5/20/21)
Hit 5 or more home runs in a game	6, vs. Texas A&M (5/15/21)
Hit 7 or more home runs in a game	7, vs. Mississippi State (5/8/10)
Hit back-to-back home runs	R. Woley & S. Williams vs. Samford (3rd) (4/20/21)
Hit back-to-back-to-back home runs	R. Bliss, T. Miller & R. Woley vs. Texas A&M (1st) (5/15/21)
Had 5 doubles	5, vs. North Alabama (5/18/21)
Had 6 doubles	6, vs. Jacksonville State (4/21/21)
Had 7 doubles	7, vs. Chicago State (3/8/20)
Had 8 doubles	8, vs. BYU (G1 - 3/3/18)
Had 9+ doubles	11, vs. Alabama A&M (2/24/21)
Stole 5 bases in a game	5, vs. Bethune-Cookman (5/6/14)
Stole 6 bases in a game	6, vs. #21 Tennessee (3/17/19)
Stole 7 bases in a game	7, vs. Presbyterian (5/8/12)
Stole 8 bases in a game	8, vs. Alcorn State (2/22/12)
Walked 10+ times	11, vs. Alabama A&M (2/24/21)
Did not strike out in a game	vs. Belmont (3/11/12)

PITCHING SUPERLATIVES

INDIVIDUAL	
Nine-inning no-hitter	Casey Mize vs. Northeastern (3/9/18)
Nine-inning no-hitter (combined)	Mike Mueller [2.0], Lee Carter [1.0], Brandon Channell [1.0], Reid Price [1.0], Andrew Skinner [1.0], Arnold Hughey [1.0], Ken Clayton [1.0], Cory Duettt [0.2], Sean Jones [0.1] vs. UAB (3/19/02)
Seven-inning no-hitter	Jason Johnson vs. LaGrange College (4/30/91)
Nine-inning perfect game	Eric Brandon vs. Murray State (3/2/02)
Seven-inning perfect game	Jason Johnson vs. LaGrange College (4/30/91)
Nine-inning one-hitter (individual)	Keegan Thompson vs. Presbyterian (3/1/14)
Nine-inning one-hitter (combined)	Tanner Burns [7.0], Cody Greenhill [2.0] vs. Chicago State (3/6/20)
Five-inning one-hitter	Kevin Davis [3.2], Jacob Milliman [1.1], vs. Radford (2/22/15)
Nine-inning two-hitter	Tanner Burns [9.0] vs. Cincinnati (3/1/19)
Complete game	Jack Owen vs. UTSA (3/9/19)
Complete game shutout	Jack Owen vs. UTSA (3/9/19)
Consecutive complete games	K. Thompson vs. Arkansas & LSU (4/4 & 4/11/15)
Struck out 10 batters	10 by Tanner Burns vs. Chicago State (3/6/20)
Struck out 11 batters	11 by Bailey Horn vs. Chicago State (3/8/20)
Struck out 12 batters	12 by Casey Mize at Kentucky (3/23/18)
Struck out 13 batters	13 by Casey Mize vs. Texas A&M (3/16/18)
Struck out 15 batters	15 by Tanner Burns vs. Cincinnati (3/1/19)
TEAM	
Struck out 15+ batters	Joseph Gonzalez [7], Hayden Mullins [8] at UAB (3/9/21)
Struck out 20+ batters	Brooks Fuller [4], Ryan Watson [4], Elliott Anderson [3], Cody Greenhill [4], Carson Skipper [3], Garrett Wade [2] vs. #9 Arkansas (4/5/19)
Struck out 15 batters consecutive games	vs. Ga State, at Missouri (4/5-7/16)
Shut out an opponent	3-0 at Missouri (5/21/21)
Consecutive shutouts	7-0 vs. Little Rock / 6-0 vs. Little Rock (3/12-13/21)
Three straight shutouts	2-0 vs. UT Martin / 6-0 vs. UTSA / 5-0 vs. UTSA (3/6-9/19)
Shut out an SEC opponent	3-0 at Missouri (5/21/21)
Shut out an SEC opponent on the road	3-0 at Missouri (5/21/21)
Consecutive SEC shutouts	5-0 and 4-0 at Miss. State (3/27-28/15)
Consecutive SEC shutouts on the road	5-0 and 4-0 at Miss. State (3/27-28/15)
Was shut out	3-0 vs. Oklahoma (2/18/22)
Was held to one hit	vs. #24 Missouri (4/1/18)
Was no hit	vs. #13 Arkansas (5/25/17)
FIELDING SUPERLATIVES	
2 errors in a game	Rankin Woley vs. Texas A&M (5/16/21)
3 errors in a game	Luke Jarvis vs. Presbyterian (3/11/17)
4 errors in a game	Brett Burnham at Alabama (4/5/00)
3 double plays turned in a game	vs. Baylor (2/27/21)
4 double plays turned in a game	at #1 Arkansas (4/3/21)
5 double plays turned in a game	never
Triple play (Auburn)	vs. Memphis (5/22/78)
Triple play (Opponent)	at Florida [4th] (3/15/08)
Threw a runner out at HP to end game	Will Holland vs. Presbyterian (3/12/17)
MISC. SUPERLATIVES	
Won 10 or more consecutive games	15 (2/24-3/22/19)
Won 15 or more consecutive games	15 (2/24-3/22/19)
Won 8 or more consecutive SEC games	9 (4/1-21/95)
Lost 5 or more consecutive games	5 (4/2-11/21)
Home winning streak	21 (1964-66)
Road winning streak	14 (1967/1995)
Season-opening winning streak	17 (2/7-3/5/97)
Extra-innings victory	10-6, at #20 Georgia [14 inn] (4/30/21)
Extra-innings loss	7-8, at Alabama [10 inn] (4/15/21)
Swept a 3-game series	vs. Presbyterian (2/19-21/21)
Swept a road series	at Alabama (4/20-21/18)
Swept a road SEC series	at Alabama (4/20-21/18)
Swept a SEC series	vs. #21 Tennessee (3/15-17/19)
Swept a 4-game series	Illinois-Chicago (2/14-16/20)
Swept a doubleheader	Illinois-Chicago (2/15/20)
Allowed 3 runs or fewer in a series	2, vs. Chicago State (3/6-8/20)
Allowed 3 runs or fewer in a SEC series	3 vs. Miss. State (3/27-29/15)
Allowed 4 runs or fewer in a series	3 vs. UTSA (3/8-9/19)
Allowed 4 runs or fewer in a SEC series	4, vs. Georgia (4/23-25/15)
Allowed 3 runs or fewer in a road series	3 vs. Miss. State (3/27-29/15)
Allowed 3 runs or fewer in a SEC road series	3 vs. Miss. State (3/27-29/15)
Overcome a deficit of 7+ runs	7 runs, [7-0, 12-8] vs. Florida A&M (2/22/17)
Won a 1-0 game	vs. Mercer (5/30/15) [NCAA Regional]
Lost a 1-0 game	vs. Ohio State (2/15/14)
Walk-off win	vs. LSU [9 inn.] (5/8/21)
Walk-off loss	at Alabama [9 inn.] (4/17/12)

HITTER PROFILES

31 • MIKE BELLO OF

6-1 • 190 • FR • Oak Ridge, N.J. • Pope John XXIII

- Roped a single thru the right side in his first career at-bat vs. K-State (2/20)

CAREER STATISTICS

YEAR	AVG	GP-GS	AB	R	H	2B	3B	HR	RBI	SB-A
2022	1.000	1-0	1	0	1	0	0	0	0	0-0

SEASON HIGHS

AB: 1, vs. Kansas State (2/20)

R: --

H: 1, vs. Kansas State (2/20)

2B: --

HR: --

RBI: --

CAREER HIGHS

1, vs. Kansas State (2/20/22)

1, vs. Kansas State (2/20/22)

3 • BRAYTON BROWN OF

5-9 • 180 • JR • Selma, Ala. • Morgan Academy

- Matched a career high with 3 RBI vs. K-State (2/20)

CAREER STATISTICS

YEAR	AVG	GP-GS	AB	R	H	2B	3B	HR	RBI	SB-A
2020	.267	14-7	30	6	8	2	0	1	4	0-0
2021	.200	18-4	25	7	5	1	0	2	8	0-0
2022	.250	1-1	4	0	1	0	0	0	3	0-0
TOTAL	.237	33-12	59	13	14	3	0	3	15	0-0

SEASON HIGHS

AB: 4, vs. Kansas State (2/20)

R: --

H: 1, vs. Kansas State (2/20)

2B: --

HR: --

RBI: 3, vs. Kansas State (2/20)

CAREER HIGHS

5, vs. AAMU (2/26/20)

3, vs. Oakland (2/19/20)

2, vs. AAMU (2/24/21)

1, three times

1, three times

3, two times

51 • LUKE BURK IF

6-0 • 219 • JR • Galena, Mo. • Neosho County CC

CAREER STATISTICS

YEAR	AVG	GP-GS	AB	R	H	2B	3B	HR	RBI	SB-A
2020*	.460	17-1	50	14	23	4	0	3	13	3-4
2021*	.270	39-1	126	31	34	6	0	5	22	0-1
2022	.000	1-0	1	0	0	0	0	0	0	0-0
TOTAL	.322	57-0	177	45	57	10	0	8	35	3-5

SEASON HIGHS

AB: 1, vs. Kansas State (2/20)

R: --

H: --

2B: --

HR: --

RBI: --

CAREER HIGHS

6, at Allen County (3/7/20)

3, four times

4, vs. Allen County (3/5/20)

2, vs. Ottawa (3/1/20)

1, eight times

3, five times

19 • BROOKS CARLSON IF

5-11 • 192 • GR • Mobile, Ala. • Samford

- Rated by Baseball America as the No. 21 impact transfer
- Two-time All-SoCon, 2020 All-America

CAREER STATISTICS

YEAR	AVG	GP-GS	AB	R	H	2B	3B	HR	RBI	SB-A
2018*	.343	62-61	230	48	79	16	1	10	47	1-3
2019*	.345	59-59	226	47	78	17	2	6	41	0-1
2020*	.500	15-15	50	18	25	4	0	3	19	0-1
2021*	.301	50-49	186	38	56	13	1	6	37	2-2
TOTAL	.344	186-184	692	151	238	50	4	25	144	3-7

SEASON HIGHS

AB: --

R: --

H: --

2B: --

HR: --

RBI: --

CAREER HIGHS

6, three times

3, eight times

4, four times

2, five times

1, 25 times

7, at VMI (5/7/21)

17 • SONNY DICHARA IF

6-1 • 263 • SR • Hoover, Ala. • Samford

- Led the State Farm Showdown field in average (.556), on-base percentage (.692) and doubles (3)
- Rated by Baseball America as the No. 14 impact transfer
- Rated by D1 Baseball as the No. 15 first baseman
- Two-time All-SoCon, 2019 Freshman All-America

CAREER STATISTICS

YEAR	AVG	GP-GS	AB	R	H	2B	3B	HR	RBI	SB-A
2019*	.293	55-55	198	40	58	7	0	21	55	0-0
2020*	.328	15-15	61	9	20	3	0	2	21	0-0
2021*	.273	56-56	194	44	53	9	0	18	46	0-0
2022	.556	3-3	9	3	5	3	0	0	0	0-0
TOTAL	.294	129-129	462	96	136	22	0	41	122	0-0

SEASON HIGHS

AB: 4, vs. Oklahoma (2/18)

R: 2, vs. Kansas State (2/20)

H: 2, two times

2B: 2, vs. Oklahoma (2/18)

HR: --

RBI: --

CAREER HIGHS

6, two times

3, four times

4, at Austin Peay (2/21/21)

2, vs. Oklahoma (2/18/22)

2, eight times

6, at Wofford (4/26/21)

6 • RYAN DYAL C

5-10 • 197 • R-SO • Senoia, Ga. • East Coweta

- Matched a career high in hits and RBI vs. K-State (2/20)

CAREER STATISTICS

YEAR	AVG	GP-GS	AB	R	H	2B	3B	HR	RBI	SB-A
2021	.200	31-22	70	18	14	2	0	3	7	1-1
2022	.200	3-3	10	2	2	0	0	0	3	0-0
TOTAL	.200	34-25	80	20	16	2	0	3	10	1-1

SEASON HIGHS

AB: 4, vs. Oklahoma (2/18)

R: 2, vs. Kansas State (2/20)

H: 2, vs. Kansas State (2/20)

2B: --

HR: --

RBI: 3, vs. Kansas State (2/20)

CAREER HIGHS

5, two times

3, at Georgia (4/30/21)

2, two times

1, two times

1, three times

3, vs. Kansas State (2/20/22)

11 • GARRETT FARQUHAR IF

5-11 • 187 • 5th • Hoover, Ala. • Shelton State

CAREER STATISTICS

YEAR	AVG	GP-GS	AB	R	H	2B	3B	HR	RBI	SB-A
2018*	.331	52-1	175	39	58	8	2	1	32	10-13
2019*	.363	55-1	168	54	61	11	2	2	31	14-16
2020	.263	13-10	38	15	10	2	0	0	10	1-1
2021	.375	20-5	32	8	12	4	0	0	7	1-1
2022	.000	3-2	7	0	0	0	0	0	0	0-0
AU	.286	36-17	77	23	22	6	0	0	17	2-2
TOTAL	.336	143-17	420	116	141	25	4	3	80	26-31

SEASON HIGHS

AB: 3, two times

R: --

H: --

2B: --

HR: --

RBI: --

CAREER HIGHS

5, six times

4, two times

3, seven times

2, two times

1, three times

4, two times

7 • COLE FOSTER IF

6-1 • 190 • SO • Plano, Texas • Plano Senior

- Drove in the first run in the 2-1 win vs. Texas Tech (2/19)
- Rated by D1 Baseball as the No. 32 second baseman and No. 19 SEC prospect for the 2023 MLB Draft
- Rated by Perfect Game as the No. 58 sophomore

CAREER STATISTICS

YEAR	AVG	GP-GS	AB	R	H	2B	3B	HR	RBI	SB-A
2021	.292	15-4	24	5	7	3	0	0	1	0-0
2022	.125	3-3	8	0	1	0	0	0	2	0-0
TOTAL	.250	18-7	32	5	8	3	0	0	3	0-0

SEASON HIGHS

AB: 3, two times

R: --

H: 1, vs. Texas Tech (2/19)

2B: --

HR: --

RBI: 1, two times

CAREER HIGHS

4, two times

3, vs. AAMU (2/24/21)

2, vs. AAMU (2/24/21)

1, three times

--

1, three times

2 • JOSH HALL OF

5-9 • 192 • R-JR • Homewood, Ala • Ole Miss

- Collected two hits and became the first AU player since 2010 to steal home vs. K-State (2/20)

CAREER STATISTICS

YEAR	AVG	GP-GS	AB	R	H	2B	3B	HR	RBI	SB-A
2019*	.171	54-9	35	12	6	0	1	1	7	10-11
2021	.326	20-10	43	10	14	2	2	0	9	5-6
2022	.400	1-1	5	1	2	0	0	0	1	1-1
AU	.333	21-11	48	11	16	2	2	0	9	6-7
All*	.265	75-20	83	23	22	2	3	1	16	16-18

SEASON HIGHS

AB: 5, vs. Kansas State (2/20)

R: 1, vs. Kansas State (2/20)

H: 2, vs. Kansas State (2/20)

2B: --

HR: --

RBI: --

CAREER HIGHS

5, two times

3, vs. AAMU (2/23/21)

3, vs. AAMU (2/23/21)

1, two times

1, vs. Ark-Pine Bluff (3/20/19)

3, vs. AAMU (2/23/21)

16 • CAM HILL IF

6-5 • 214 • SO • Madison, Ala • Bob Jones



1 • BLAKE RAMBUSCH IF

5-9 • 175 • R-JR • Austin, Texas • Grayson
• Turned in a season high 3 hits vs. K-State (2/20)
• Has reached base in 60 of the last 61 games dating back to the final 13 games of 2019
• Rated by D1 Baseball as the No. 28 third baseman and No. 60 SEC prospect for the 2022 MLB Draft
• Ranked 11th in NJCAA with .444 average in 2021

CAREER STATISTICS
YEAR AVG GP-GS AB R H 2B 3B HR RBI SB-A
2019* .333 55- / 174 52 58 14 2 4 46 4-4
2021* .444 45- / 160 60 71 16 3 3 40 33-34
2022 .308 3-3 13 4 4 0 0 0 0 1-2
TOTAL .383 103-3 347 116 133 30 5 7 86 38-40

SEASON HIGHS CAREER HIGHS
AB: 5, vs. Kansas State (2/20) 7, at McLennan (3/18/21)
R: 4, vs. Kansas State (2/20) 4, four times
H: 3, vs. Kansas State (2/20) 4, four times
2B: -- 3, vs. WK State (3/6/21)
HR: -- 1, seven times
RBI: -- 4, two times

8 • BRYSON WARE OF

6-2 • 193 • JR • Madison, Miss. • Pearl River
• Turned in an outfield assist to preserve a 1-0 lead vs. Texas Tech (2/19)

CAREER STATISTICS
YEAR AVG GP-GS AB R H 2B 3B HR RBI SB-A
2020* .321 16- / 53 14 17 3 3 5 17 4-5
2021 .254 43-37 138 36 35 6 1 6 26 4-5
2022 .000 3-2 5 1 0 0 0 0 0 1-1
AU .245 46-39 143 37 35 6 1 6 26 5-6
TOTAL .265 62-39 196 51 52 9 4 11 43 9-11

SEASON HIGHS CAREER HIGHS
AB: 2, two times 5, four times
R: 1, vs. Texas Tech (2/19) 6, vs. AAMU (2/24/21)
H: -- 3, four times
2B: -- 1, nine times
HR: -- 1, 11 times
RBI: -- 4, two times

50 • JAKE WYANDT C

5-11 • 185 • GR • Laurel, Md. • Presbyterian

CAREER STATISTICS
YEAR AVG GP-GS AB R H 2B 3B HR RBI SB-A
2018* .208 30- / 53 22 11 2 0 2 14 11-14
2019* .253 40- / 91 29 23 4 1 1 12 17-18
2020* .133 10-7 15 0 2 0 0 0 0 0-0
2021* .228 41-39 123 21 28 6 1 3 16 3-8
2022 .000 2-1 3 0 0 0 0 0 0 0-0
TOTAL .225 123-47 285 72 64 12 2 6 42 31-40

SEASON HIGHS CAREER HIGHS
AB: 2, vs. Texas Tech (2/19) 5, three times
R: -- 2, five times
H: -- 3, at Auburn (2/20/21)
2B: -- 2, at Eku (2/21- 2)
HR: -- 1, six times
RBI: -- 2, five times

PITCHER PROFILES

46 • CHASE ALLSUP RHP

6-1 • 220 • FR • Dothan, Ala. • Dothan
• Struck out the side in his AU debut vs. K-State (2/20)

CAREER STATISTICS
YEAR ERA W-L G/S IP H R ER BB K BAA
2022 0.00 0-0 1/0 1.0 0 0 0 0 3 .000

SEASON HIGHS CAREER HIGHS
IP: 1.0, vs. K-State (2/20) 1.0, vs. K-State (2/20/22)
H: -- 6.0, vs. Texas A&M (2/28/21)
R: -- 6, vs. Texas A&M (5/16/21)
ER: -- 7, at Ole Miss (3/21/21)
K: -- 7, at Ole Miss (3/21/21)
BB: -- 7, vs. AAMU (2/23/21)
PC: 14, vs. K-State (2/20) 14, vs. K-State (2/20/22)

41 • J. ARMSTRONG RHP

5-11 • 200 • FR • Marietta, Ga. • Harrison
• Was the lone AU pitcher to make multiple appearances in Arlington

CAREER STATISTICS
YEAR ERA W-L G/S IP H R ER BB K BAA
2022 0.00 0-0 2/0 1.2 0 0 0 1 1 .000

SEASON HIGHS CAREER HIGHS
IP: 1.0, vs. OU (2/18) 1.0, vs. OU (2/18/22)
H: -- 2.1, two times
R: -- 3, two times
ER: -- 2, at Lipscomb (3/16/21)
K: -- 1, five times
BB: 1, vs. Texas Tech (2/19) 4, three times
PC: 13, vs. Texas Tech (2/19) 13, vs. Texas Tech (2/19/22)

52 • J. ARMSTRONG RHP

6-2 • 184 • SR • McDonough, Ga. • Chatt Valley
• Turned in 4.0 scoreless in his AU debut vs. OU (2/18)
• 2021 NJCAA Second Team All-America and Alabama Community College Conference Pitcher of the Year
• Ranked second in NJCAA in ERA in 2021

CAREER STATISTICS
YEAR ERA W-L G/S IP H R ER BB K BAA
2019* 3.19 8-4 17/13 79.0 70 38 28 29 77 .222
2020* 2.57 2-2 6/6 35.0 34 15 10 4 41 .245
2021* 1.65 11-0 13/13 71.0 48 23 13 15 79 .179
2022 0.00 0-0 1/0 4.0 1 0 0 2 5 .083
TOTAL 2.43 21-6 37/32 189.0 153 76 51 50 202 .208

SEASON HIGHS CAREER HIGHS
IP: 4.0, vs. OU (2/18) 8.0, at Coastal Ala-Monroeville (5/8/21)
H: 1, vs. OU (2/18) 11, at Coastal Ala-Bay Minette (3/30/19)
R: -- 6, three times
ER: -- 5, vs. Gordon State (2/2/19)
K: 5, vs. OU (2/18) 10, vs. Coastal Ala-Brewton (3/20/21)
BB: 2, vs. OU (2/18) 4, two times
PC: 64, vs. OU (2/18) 64, vs. OU (2/18/22)

18 • MASON BARNETT RHP

6-0 • 218 • JR • Cartersville, Ga. • Cartersville
• Rated by D1 Baseball as the No. 89 starting pitcher and No. 23 SEC prospect for the 2022 MLB Draft
• Rated by Perfect Game as the No. 48 junior

CAREER STATISTICS
YEAR ERA W-L G/S IP H R ER BB K BAA
2020 3.52 0-0 6/0 7.2 5 4 3 3 16 .192
2021 5.40 2-4 16/6 40.0 39 28 24 21 43 .265
2022 0.00 0-0 1/0 1.0 0 0 0 1 0 .000
TOTAL 4.99 2-4 23/6 48.2 44 32 27 25 59 .250

SEASON HIGHS CAREER HIGHS
IP: 1.0, vs. K-State (2/20) 7.0, vs. Little Rock (3/13/21)
H: -- 6, vs. Kentucky (3/27/21)
R: -- 6, at Ole Miss (3/20/21)
ER: -- 5, vs. Kentucky (3/27/21)
K: -- 9, vs. Little Rock (3/13/21)
BB: 1, vs. K-State (2/20) 5, at Arkansas (4/3/21)
PC: 13, vs. K-State (2/20) 91, vs. Little Rock (3/13/21)

21 • TRACE BRIGHT RHP

6-4 • 199 • JR • Montgomery, Ala. • Trinity
• Earned the win in 5.0 IP vs. K-State (2/20)

CAREER STATISTICS
YEAR ERA W-L G/S IP H R ER BB K BAA
2020 8.38 1-1 3/3 9.2 10 9 9 7 12 .278
2021 6.98 4-4 19/11 49.0 53 42 38 18 43 .276
2022 0.00 1-0 1/1 5.0 2 1 0 2 5 .125
TOTAL 6.64 6-5 23/15 63.2 65 52 47 27 60 .266

SEASON HIGHS CAREER HIGHS
IP: -- 6.0, vs. Texas A&M (2/28/21)
H: -- 6, vs. Texas A&M (5/16/21)
R: -- 7, at Ole Miss (3/21/21)
ER: -- 7, at Ole Miss (3/21/21)
K: -- 7, vs. AAMU (2/23/21)
BB: -- 3, three times
PC: -- 86, vs. Texas A&M (2/28/21)

40 • B. BURKHALTER RHP

6-0 • 204 • JR • Dothan, Ala. • Northview
• Earned his first career save in 2.0 IP vs. Texas Tech (2/19)
• Rated by D1 Baseball as the No. 23 relief pitcher

CAREER STATISTICS
YEAR ERA W-L G/S IP H R ER BB K BAA
2020 2.08 0-0 4/0 4.1 6 1 1 3 3 .462
2021 1.71 1-0 17/0 21.0 14 5 4 16 30 .182
2022 0.00 0-0 1/0 2.0 0 0 0 0 1 .000
TOTAL 1.65 1-0 22/0 27.1 20 6 5 19 34 .208

SEASON HIGHS CAREER HIGHS
IP: 2.0, vs. Texas Tech (2/19) 2.1, two times
H: -- 3, two times
R: -- 2, at Lipscomb (3/16/21)
ER: -- 1, five times
K: -- 4, three times
BB: 1, vs. Texas Tech (2/19) 2, four times
PC: 16, vs. Texas Tech (2/19) 48, vs. North Alabama (5/18/21)

54 • K. COPELAND LHP

6-2 • 178 • SO • Mobile, Ala. • Pensacola State
• 2021 NJCAA Third Team All-America and Florida Panhandle Conference Pitcher of the Year
• Ranked fourth in NJCAA in ERA in 2021

CAREER STATISTICS
YEAR ERA W-L G/S IP H R ER BB K BAA
2021* 1.74 7-1 12/8 57.0 43 14 11 16 81 .211

SEASON HIGHS CAREER HIGHS
IP: -- 7.0, two times
H: -- 11, at Chipola (3/20/21)
R: -- 4, two times
ER: -- 4, vs. Miami-Dade (5/6/21)
K: -- 12, at NW FL State (4/30/21)
BB: -- 2, six times
PC: -- N/A

57 • TYLER DRABICK RHP

6-2 • 193 • GR • Canton, Ohio • Lipscomb
• Rated by Baseball America as the No. 21 impact transfer

CAREER STATISTICS
YEAR ERA W-L G/S IP H R ER BB K BAA
2018* 3.52 0-0 11/1 15.1 12 7 6 6 14 .203
2019* 3.73 1-0 14/0 31.1 20 20 13 15 29 .163
2020* 11.57 0-1 5/0 4.2 10 6 6 2 3 .435
2021* 2.81 1-0 23/0 32.0 20 11 10 13 46 .180
TOTAL 3.78 2-1 53/1 83.1 62 44 35 36 92 .196

SEASON HIGHS CAREER HIGHS
IP: -- 3.2, vs. Toledo (5/3/19)
H: -- 5, two times
R: -- 5, at Northern Illinois (4/19/19)
ER: -- 5, at Northern Illinois (4/19/19)
K: -- 5, three times
BB: -- 2, seven times
PC: -- N/A

14 • BROOKS FULLER LHP

6-3 • 210 • SR • Auburn, Ala. • Auburn

CAREER STATISTICS

YEAR	ERA	W-L	G/S	IP	H	R	ER	BB	K	BAA
2019	4.50	2-2	20/8	44.0	39	30	22	35	36	.239
2020	2.25	1-1	3/2	8.0	11	3	2	1	7	.333
2021	8.50	0-0	16/0	18.0	24	18	17	17	20	.316
TOTAL	5.27	3-3	39/10	70.0	74	51	41	53	63	.272

SEASON HIGHS

IP: --
 H: --
 R: --
 ER: --
 K: --
 BB: --
 PC: --

CAREER HIGHS

6.0, at Texas A&M (4/13/19)
 5, three times
 5, vs. Baylor (2/27/21)
 5, vs. Baylor (2/27/21)
 6, vs. Ole Miss (4/20/19)
 4, at South Carolina (3/30/19)
 93, at Texas A&M (4/13/19)

45 • J. GONZALEZ RHP

6-4 • 230 • SO • Humacao, PR • Leadership CA

- Earned the win in 5.0 scoreless vs. Texas Tech (2/19), matching a career high in IP
- Rated by Baseball America as the No. 41 college prospect for the 2023 MLB Draft

CAREER STATISTICS

YEAR	ERA	W-L	G/S	IP	H	R	ER	BB	K	BAA
2021	6.17	2-3	21/5	42.1	51	30	29	10	30	.293
2022	0.00	1-0	1/1	5.0	3	0	0	3	5	.200
TOTAL	5.51	3-3	22/6	47.1	54	30	29	13	35	.286

SEASON HIGHS

IP: 5.0, vs. Texas Tech (2/19)
 H: 3, vs. Texas Tech (2/19)
 R: --
 ER: --
 K: 5, vs. Texas Tech (2/19)
 BB: 3, vs. Texas Tech (2/19)
 PC: 81, vs. Texas Tech (2/19)

CAREER HIGHS

5.0, three times
 8, vs. Kentucky (3/27/21)
 9, vs. Miss. State (4/11/21)
 9, vs. Miss. State (4/11/21)
 7, at UAB (3/9/21)
 5, at Arkansas (4/3/21)
 86, at Arkansas (4/3/21)

9 • CADE GRANZOW RHP

6-3 • 220 • FR • Franklin, Tenn. • Brentwood

- Turned in a scoreless IP in his AU debut vs. K-State (2/20)

CAREER STATISTICS

YEAR	ERA	W-L	G/S	IP	H	R	ER	BB	K	BAA
2022	0.00	0-0	1/0	1.0	1	0	0	0	1	.250

SEASON HIGHS

IP: 1.0, vs. K-State (2/20)
 H: 1, vs. K-State (2/20)
 R: --
 ER: --
 K: 1, vs. K-State (2/20)
 BB: --
 PC: 16, vs. K-State (2/20)

CAREER HIGHS

1.0, vs. K-State (2/20/22)
 1, vs. K-State (2/20/22)
 --
 --
 1, vs. K-State (2/20/22)
 --
 16, vs. K-State (2/20/22)

16 • CAM HILL LHP

6-5 • 214 • SO • Madison, Ala. • Bob Jones

CAREER STATISTICS

YEAR	ERA	W-L	G/S	IP	H	R	ER	BB	K	BAA
2021	19.29	2-0	10/0	7.0	14	16	15	11	8	.438

SEASON HIGHS

IP: --
 H: --
 R: --
 ER: --
 K: --
 BB: --
 PC: --

CAREER HIGHS

1.0, five times
 4, vs. Boston College (3/7/21)
 5, vs. Boston College (3/7/21)
 5, vs. Boston College (3/7/21)
 2, two times
 3, two times
 35, vs. North Alabama (5/18/21)

28 • NATE LARUE RHP

6-3 • 217 • JR • Mobile, Ala. • McGill-Toolen

CAREER STATISTICS

YEAR	ERA	W-L	G/S	IP	H	R	ER	BB	K	BAA
2021	9.00	0-0	1/0	1.0	2	1	1	0	1	.500

SEASON HIGHS

IP: --
 H: --
 R: --
 ER: --
 K: --
 BB: --
 PC: --

CAREER HIGHS

1.0, vs. JSU (4/21/21)
 2, vs. JSU (4/21/21)
 1, vs. JSU (4/21/21)
 1, vs. JSU (4/21/21)
 1, vs. JSU (4/21/21)
 None
 17, vs. JSU (4/21/21)

20 • HAYDEN MULLINS LHP

6-0 • 194 • JR • Gallatin, Tenn. • Hendersonville

- Rated by D1 Baseball as the No. 72 SEC prospect

CAREER STATISTICS

YEAR	ERA	W-L	G/S	IP	H	R	ER	BB	K	BAA
2020	3.68	1-0	5/0	7.1	4	3	3	6	10	.174
2021	2.38	2-0	7/0	11.1	10	4	3	4	19	.222
2022	13.50	0-1	1/0	2.0	2	3	3	2	0	.333
TOTAL	3.92	3-1	13/0	20.2	16	10	9	12	29	.216

SEASON HIGHS

IP: 2.0, vs. OU (2/18)
 H: 2, vs. OU (2/18)
 R: 3, vs. OU (2/18)
 ER: 3, vs. OU (2/18)
 K: --
 BB: 2, vs. OU (2/18)
 PC: 36, vs. OU (2/18)

CAREER HIGHS

4.0, at UAB (3/9/21)
 3, vs. Little Rock (3/14/21)
 3, two times
 3, two times
 8, at UAB (3/9/21)
 3, vs. Wofford (3/11/20)
 55, at UAB (3/9/21)

47 • TOMMY SHEEHAN LHP

6-0 • 209 • GR • Brielle, N.J. • Notre Dame

- Made his fourth straight Opening Day start vs. OU
- Rated by D1 Baseball as the No. 34 impact transfer

CAREER STATISTICS

YEAR	ERA	W-L	G/S	IP	H	R	ER	BB	K	BAA
2018*	5.74	2-4	14/14	62.2	62	43	40	41	27	.264
2019*	4.58	5-6	15/15	92.1	100	62	47	23	62	.268
2020*	2.70	3-0	4/4	23.1	18	7	7	5	22	.202
2021*	6.75	0-1	2/2	8.0	10	6	6	5	10	.303
2022	0.00	0-0	1/1	1.0	1	0	0	1	1	.250
TOTAL	4.80	10-11	36/36	187.1	191	118	100	75	122	.260

SEASON HIGHS

IP: 1.0, vs. OU (2/18)
 H: 1, vs. OU (2/18)
 R: --
 ER: --
 K: 1, vs. OU (2/18)
 BB: 1, vs. OU (2/18)
 PC: 33, vs. OU (2/18)

CAREER HIGHS

9.0, two times
 13, vs. North Carolina (4/13/19)
 11, vs. North Carolina (4/13/19)
 8, vs. North Carolina (4/13/19)
 9, at UAB (2/14/20)
 6, vs. Purdue (2/24/18)
 112, vs. North Carolina (4/13/19)

29 • CARSON SKIPPER LHP

6-2 • 211 • SR • Trussville, Ala. • Hewitt-Trussville

CAREER STATISTICS

YEAR	ERA	W-L	G/S	IP	H	R	ER	BB	K	BAA
2019	7.46	3-3	17/8	35.0	45	33	29	23	38	.306
2020	1.00	0-0	7/0	9.0	5	1	1	3	12	.167
2021	4.25	2-2	19/0	29.2	29	16	14	9	37	.248
2022	0.00	0-0	1/0	1.0	0	0	0	1	1	.000
TOTAL	5.30	5-5	44/8	74.2	79	50	44	36	88	.266

SEASON HIGHS

IP: 1.0, vs. Texas Tech (2/19)
 H: --
 R: --
 ER: --
 K: 1, vs. Texas Tech (2/19)
 BB: 1, vs. Texas Tech (2/19)
 PC: 17, vs. Texas Tech (2/19)

CAREER HIGHS

4.2, vs. UTSA (3/9/19)
 5, four times
 5, two times
 5, vs. Arkansas (4/5/19)
 8, vs. AAMU (2/19/19)
 4, at Georgia Tech (4/16/19)
 78, vs. Arkansas (4/5/19)

32 • CARSON SWILLING RHP

5-11 • 196 • SO • Smiths Station, Ala. • Smiths

CAREER STATISTICS

YEAR	ERA	W-L	G/S	IP	H	R	ER	BB	K	BAA
2021	3.34	1-2	21/0	29.2	28	15	11	14	33	.248
2022	0.00	0-0	1/0	1.0	0	0	0	0	1	.000
TOTAL	3.23	1-2	22/0	30.2	28	15	11	14	34	.241

SEASON HIGHS

IP: 1.0, vs. K-State (2/20)
 H: --
 R: --
 ER: --
 K: 1, vs. K-State (2/20)
 BB: --
 PC: 15, vs. K-State (2/20)

CAREER HIGHS

3.2, at Lipscomb (3/16/21)
 5, at Georgia (5/1/21)
 3, three times
 3, two times
 5, at Georgia (5/1/21)
 3, two times
 67, at Georgia (5/1/21)

PITCHING CAREERS

CHASE ALLSUP'S CAREER APPEARANCES

Date	Opp (Res.)	DEC	QS	IP	H	R	ER	BB	SO	HR	ERA	NP
2/20	vs. Kansas State (W, 12-1)	-	-	1.0	0	0	0	0	3	0	0.00	14

JOHN ARMSTRONG'S CAREER APPEARANCES

Date	Opp (Res.)	DEC	QS	IP	H	R	ER	BB	SO	HR	ERA	NP
2/18	vs. Oklahoma (L, 0-3)	-	-	1.0	0	0	0	0	1	0	0.00	8
2/19	vs. #12 Texas Tech (W, 2-1)	-	-	0.2	0	0	0	1	0	0	0.00	13

JORDAN ARMSTRONG'S CAREER APPEARANCES

Date	Opp (Res.)	DEC	QS	IP	H	R	ER	BB	SO	HR	ERA	NP
2/2	*vs. Gordon State (L, 2-6)	L	-	4.0	3	6	5	4	2	1	11.25	--
2/9	*at Pensacola State (W, 9-3)	W	-	5.2	7	3	2	1	9	0	6.52	--
2/15	ABRAHAM BALDWIN (W, 11-7)	-	-	2.0	2	2	2	1	2	0	6.94	--
2/22	at Tallahassee (W, 6-4)	W	-	4.1	5	1	1	2	4	0	5.63	--
3/5	GORDON STATE (L, 2-12)	-	-	1.0	1	0	0	0	2	0	5.29	--
3/5	*at Wallace-Selma (W, 7-4)	W	X	7.0	4	3	3	2	5	0	4.88	--
3/16	*ENTERPRISE STATE (W, 10-2)	W	-	5.0	2	1	0	1	6	0	4.03	--
3/23	at Lawson State (L, 1-6)	-	-	3.0	2	1	1	0	2	0	3.94	--
3/30	*at Coastal Alabama-BM (W, 9-8)	-	-	5.0	11	3	1	2	2	0	3.65	--
4/7	*at Coastal Alabama-BR (L, 2-3)	L	X	6.1	8	3	3	2	9	2	3.74	--
4/12	*at Coastal Alabama-MO (L, 1-2)	L	X	6.0	2	2	1	2	7	0	3.47	--
4/20	*BISHOP STATE (W, 3-2)	W	X	6.0	2	2	2	2	7	0	3.42	--
4/27	*WALLACE-DOTHAN (W, 4-0)	W	X	7.0	3	0	0	3	3	0	3.03	--
5/4	*LURLEEN B. WALLACE (W, 12-2)	W	-	3.0	2	0	0	3	3	0	2.89	--
5/10	*at Wallace State (W, 7-2)	W	X	6.0	5	2	2	2	7	0	2.90	--
5/15	*vs. Lurleen B. Wallace (W, 9-8)	-	-	3.0	4	3	3	1	5	1	3.15	--
5/27	*vs. Central Arizona (L, 2-10)	L	-	4.2	7	6	2	1	2	0	3.19	--

2020 - SOPHOMORE YEAR AT CHATTAHOOCHEE VALLEY

Date	Opp (Res.)	DEC	QS	IP	H	R	ER	BB	SO	HR	ERA	NP
2/1	*at LaGrange (W, 11-5)	-	-	4.0	8	3	2	0	6	0	4.50	--
2/8	*vs. St. Johns River State (L, 1-2)	L	-	5.0	6	2	2	1	8	0	4.00	--
2/15	*SNEAD STATE (L, 1-4)	L	-	6.0	7	4	4	0	9	1	4.80	--
2/22	*at Tallahassee (W, 7-1)	W	X	7.0	4	1	0	0	9	0	3.27	--
2/29	*at Gordon State (L, 5-6)	-	-	6.0	6	5	2	3	3	0	3.21	--
3/8	*COASTAL ALABAMA-BM (W, 1-0)	W	X	7.0	3	0	0	0	6	0	2.57	--

2021 - JUNIOR YEAR AT CHATTAHOOCHEE VALLEY

Date	Opp (Res.)	DEC	QS	IP	H	R	ER	BB	SO	HR	ERA	NP
2/2	*GORDON STATE (W, 7-2)	-	-	1.0	0	0	0	1	2	0	0.00	--
2/4	*CALHOUN (W, 10-0)	W	-	4.0	1	0	0	1	4	0	0.00	--
2/19	*vs. John A. Logan (W, 8-2)	W	-	5.0	3	2	1	0	7	0	0.90	--
2/25	*at Snead State (W, 13-5)	W	-	4.0	4	4	4	4	6	1	3.21	--
3/6	*at Coastal Alabama-Mo (W, 1-0)	W	X	7.0	3	0	0	1	6	0	2.14	--
3/13	*at Wallace-Selma (W, 14-1)	W	-	5.0	2	1	0	2	4	0	1.73	--
3/20	*COASTAL ALABAMA-BR (W, 4-1)	W	X	7.0	5	1	1	1	10	0	1.64	--
3/27	*at Coastal Alabama-BM (L, 3-4)	-	-	5.0	6	3	2	3	3	0	1.89	--
4/3	*ENTERPRISE STATE (W, 5-0)	W	X	7.0	4	0	0	0	8	0	1.60	--
4/11	*LURLEEN B. WALLACE (W, 4-3)	W	X	6.0	4	3	2	0	8	0	1.76	--
4/18	*vs. Bishop State (W, 10-0)	W	-	5.0	2	0	0	0	5	0	1.61	--
4/29	*WALLACE-DOTHAN (W, 8-3)	W	X	7.0	4	3	1	1	7	0	1.57	--
5/8	*at Coastal Alabama-Mo (W, 14-6)	W	-	8.0	10	6	2	1	9	0	1.65	--

2022 - SENIOR YEAR

Date	Opp (Res.)	DEC	QS	IP	H	R	ER	BB	SO	HR	ERA	NP
2/18	vs. Oklahoma (L, 0-3)	-	-	4.0	1	0	0	2	5	0	0.00	64

MASON BARNETT'S CAREER APPEARANCES

Date	Opp (Res.)	DEC	QS	IP	H	R	ER	BB	SO	HR	ERA	NP
2/15	ILLINOIS-CHICAGO (W, 7-3)	-	-	1.0	4	3	3	1	2	0	27.00	32
2/19	OAKLAND (W, 17-1)	-	-	1.0	0	0	0	0	2	0	13.50	10
2/25	ALABAMA A&M (W, 10-0)	-	-	1.0	0	0	0	1	2	0	9.00	17
3/1	WRIGHT STATE (W, 6-0)	-	-	1.0	0	0	0	1	2	0	6.75	21
3/8	CHICAGO STATE (W, 9-0)	-	-	1.0	1	0	0	0	3	0	5.40	19
3/10	GEORGIA TECH (L, 2-6)	-	-	2.2	0	1	0	0	5	0	3.52	35

2021 - SOPHOMORE YEAR

Date	Opp (Res.)	DEC	QS	IP	H	R	ER	BB	SO	HR	ERA	NP
2/21	*PRESBYTERIAN (W, 2-1 [10])	-	-	4.0	3	0	0	2	4	0	0.00	65
2/26	vs. #25 Oklahoma (L, 3-4 [10])	-	-	1.1	2	1	1	3	1	0	1.69	42
3/6	*#18 BOSTON COLLEGE (W, 16-1)	W	-	5.1	2	1	0	2	3	0	0.84	75
3/13	*LITTLE ROCK (W, 6-0)	W	X	7.0	2	0	0	1	9	0	0.51	91
3/20	*at #4 Ole Miss (L, 5-6)	L	-	3.0	5	6	4	2	4	0	2.18	72
3/27	*KENTUCKY (L, 6-7)	-	-	5.1	6	5	5	0	8	2	3.46	84
4/1	at #1 Arkansas (W, 2-1)	S	-	1.0	0	0	0	1	0	0	3.33	15
4/3	at #1 Arkansas (L, 5-6 [10])	-	-	1.2	2	1	1	5	0	0	3.45	45
4/11	#4 MISSISSIPPI STATE (L, 10-19)	-	-	2.0	4	2	2	0	1	0	3.82	33
4/17	at Alabama (L, 9-10)	L	-	1.1	4	2	2	2	1	0	4.22	34
4/21	*JAX STATE (W, 8-7 [10])	-	-	1.0	0	0	0	1	0	0	4.09	14
4/25	#10 FLORIDA (L, 4-6)	L	-	3.0	2	1	0	0	4	0	3.75	42
4/29	at #20 Georgia (L, 0-4)	-	-	1.0	2	2	2	1	2	1	4.14	24
5/6	LSU (L, 3-8)	-	-	1.0	2	1	1	0	2	0	4.26	18
5/15	TEXAS A&M (L, 9-11)	-	-	2.0	1	3	3	1	3	0	4.72	36
5/22	at Missouri (L, 6-7)	L	-	0.0	2	3	3	1	0	0	5.40	14

2022 - JUNIOR YEAR

Date	Opp (Res.)	DEC	QS	IP	H	R	ER	BB	SO	HR	ERA	NP
2/20	vs. Kansas State (W, 12-1)	-	-	1.0	0	0	0	1	0	0	0.00	13

TRACE BRIGHT'S CAREER APPEARANCES

Date	Opp (Res.)	DEC	QS	IP	H	R	ER	BB	SO	HR	ERA	NP
2/19	*OAKLAND (W, 17-1)	W	-	3.0	2	1	1	1	6	1	3.00	59
2/26	*ALABAMA A&M (W, 12-6)	-	-	4.2	3	4	4	3	6	0	5.87	80
3/11	*WOFFORD (L, 3-4)	L	-	2.0	5	4	4	3	0	0	8.38	50

2021 - SOPHOMORE YEAR

Date	Opp (Res.)	DEC	QS	IP	H	R	ER	BB	SO	HR	ERA	NP
2/19	PRESBYTERIAN (W, 14-3)	-	-	1.0	2	0	0	0	2	0	0.00	28
2/23	*ALABAMA A&M (W, 18-2 [7])	W	-	4.0	2	2	1	0	7	0	1.80	55
2/28	*vs. Texas A&M (W, 6-1)	W	X	6.0	3	0	0	2	1	0	0.82	86
3/7	*#18 BOSTON COLLEGE (L, 9-11 [10])	-	-	5.0	3	1	1	1	3	0	1.12	69
3/14	*LITTLE ROCK (L, 6-12)	L	-	4.1	5	6	6	0	5	2	3.54	74
3/21	*at #4 Ole Miss (L, 11-19)	L	-	1.1	4	7	3	2	2	0	6.23	53
3/26	KENTUCKY (L, 6-8 [10])	-	-	3.0	5	4	4	2	2	2	6.93	58
4/2	at #1 Arkansas (L, 5-6)	-	-	1.0	3	3	3	0	2	0	7.71	24
4/3	at #1 Arkansas (L, 5-6 [10])	-	-	0.2	2	1	1	1	0	0	7.86	11
4/10	#4 MISSISSIPPI STATE (L, 2-7)	-	-	3.1	1	1	1	1	3	1	7.28	38
4/13	*at #20 Georgia Tech (W, 7-3)	W	-	4.0	3	2	2	1	1	1	6.95	39
4/17	at Alabama (L, 9-10)	-	-	1.2	2	2	2	1	3	1	7.13	38
4/20	*SAMDOR (W, 6-4)	-	-	1.0	1	2	2	1	2	1	7.43	19
4/23	#10 FLORIDA (L, 2-4)	L	-	1.1	2	2	2	2	2	0	7.65	32
5/1	*at #20 Georgia (W, 9-7)	W	-	2.0	2	2	2	2	2	0	7.71	42
5/7	*LSU (L, 6-9)	-	-	1.1	2	2	1	0	0	0	7.68	20
5/12	at Samford (L, 1-6)	-	-	0.2	1	2	2	1	1	1	7.99	22
5/16	*TEXAS A&M (W, 5-4)	-	-	4.0	6	3	1	0	3	1	7.49	74
5/22	*at Missouri (L, 6-7)	-	-	3.1	5	0	0	0	2	0	6.98	40

2022 - JUNIOR YEAR

Date	Opp (Res.)	DEC	QS	IP	H	R	ER	BB	SO	HR	ERA	NP
2/20	*vs.											



2022 AUBURN BASEBALL GAME NOTES

3/16	#21 TENNESSEE (W, 5-2)	W	-	3.2	2	1	1	2	3	0	1.38	63
3/23	at #4 Mississippi State (L, 2-15)	-	-	3.2	4	1	1	3	3	0	1.62	67
3/30	*at South Carolina (L, 0-4)	L	-	5.0	3	2	2	4	4	1	2.08	88
4/5	*#9 ARKANSAS (L, 6-9)	-	-	3.1	3	3	2	4	4	0	2.52	76
4/9	JACKSONVILLE STATE (L, 6-11)	-	-	0.0	0	1	1	2	0	0	2.88	15
4/13	*at #12 Texas A&M (W, 7-0)	W	X	6.0	4	0	0	3	4	0	2.32	93
4/20	*#17 OLE MISS (W, 6-5)	-	-	4.2	5	3	3	2	6	2	2.78	79
4/26	*at #4 Vanderbilt (L, 5-9)	L	-	1.2	4	4	2	2	1	1	3.13	37
5/4	*ALABAMA (L, 6-7)	-	-	3.0	3	2	2	2	3	0	3.35	61
5/11	#7 GEORGIA (L, 8-10)	-	-	0.2	0	0	0	0	1	0	3.29	4
5/14	*NORTH ALABAMA (W, 8-7)	-	-	1.1	3	4	4	3	1	0	4.04	36
5/17	at #20 LSU (L, 1-5)	-	-	1.0	1	1	1	1	1	0	4.15	16
5/18	at #20 LSU (W, 5-4)	-	-	0.1	0	0	0	0	0	0	4.12	3
5/22	vs. #2 Vanderbilt (L, 1-11)	-	-	0.1	2	2	2	0	1	0	4.50	17
5/23	vs. #17 LSU (L, 3-4)	-	-	0.0	0	0	0	0	0	0	4.50	2

2020 - SOPHOMORE YEAR

Date	Opp (Res.)	DEC	QS	IP	H	R	ER	BB	SO	HR	ERA	NP
2/16	ILLINOIS-CHICAGO (W, 14-0)	-	-	2.0	2	0	0	0	3	0	0.00	34
2/25	*ALABAMA A&M (W, 10-0)	W	-	4.0	5	0	0	0	3	0	0.00	60
3/10	*GEORGIA TECH (L, 2-6)	L	-	2.0	4	3	2	1	1	0	2.25	42

2021 - JUNIOR YEAR

Date	Opp (Res.)	DEC	QS	IP	H	R	ER	BB	SO	HR	ERA	NP
2/19	PRESBYTERIAN (W, 14-3)	-	-	1.0	2	0	0	0	1	0	0.00	15
2/21	PRESBYTERIAN (W, 2-1 [10])	-	-	2.1	2	1	1	1	3	0	2.70	38
2/27	vs. Baylor (L, 6-12)	-	-	1.2	5	5	5	3	2	0	10.80	58
3/5	#18 BOSTON COLLEGE (L, 2-8)	-	-	1.2	1	3	2	1	3	1	10.80	34
3/9	at UAB (W, 6-5)	-	-	0.0	1	3	3	2	0	0	14.85	17
3/14	LITTLE ROCK (L, 6-12)	-	-	0.2	2	0	0	0	0	0	13.50	9
3/20	at #4 Ole Miss (L, 5-6)	-	-	2.1	3	0	0	3	3	0	10.24	47
3/27	KENTUCKY (L, 4-6)	-	-	2.1	1	0	0	1	2	0	8.25	36
4/2	at #1 Arkansas (L, 5-6)	-	-	0.0	0	0	0	1	0	0	8.25	5
4/11	#4 MISSISSIPPI STATE (L, 10-19)	-	-	1.0	2	3	3	0	1	1	9.69	18
4/21	JAX STATE (W, 8-7 [10])	-	-	1.0	1	1	1	1	1	0	9.64	22
5/7	LSU (L, 6-9)	-	-	0.1	0	0	0	0	0	0	9.42	4
5/12	at Samford (L, 1-6)	-	-	1.0	1	0	0	0	2	0	8.80	16
5/15	TEXAS A&M (L, 9-11)	-	-	0.0	0	0	0	1	0	0	8.80	6
5/18	NORTH ALABAMA (W, 14-6)	-	-	2.0	1	0	0	1	1	0	7.79	22
5/20	at Missouri (W, 15-6)	-	-	0.2	2	2	2	2	1	0	8.50	30

JOSEPH GONZALEZ'S CAREER APPEARANCES

*- Starter

2021 - FRESHMAN YEAR

Date	Opp (Res.)	DEC	QS	IP	H	R	ER	BB	SO	HR	ERA	NP
2/20	PRESBYTERIAN (W, 6-1)	-	-	1.0	2	0	0	0	1	0	0.00	12
2/24	ALABAMA A&M (W, 33-0)	-	-	1.0	0	0	0	0	2	0	0.00	11
2/26	vs. #25 Oklahoma (L, 3-4 [10])	-	-	1.1	4	1	1	0	0	0	2.70	25
3/9	*at UAB (W, 6-5)	-	-	5.0	1	1	1	0	7	0	2.16	60
3/14	LITTLE ROCK (L, 6-12)	-	-	0.2	2	1	1	0	0	0	3.00	12
3/16	at Lipscomb (W, 9-7)	-	-	1.1	1	0	0	0	1	0	2.61	17
3/19	at #4 Ole Miss (L, 0-1)	L	-	1.0	1	1	1	0	0	1	3.18	16
3/27	*KENTUCKY (L, 4-6)	L	-	4.0	8	5	5	2	4	0	5.28	71
4/3	*at #1 Arkansas (L, 5-6 [10])	-	-	5.0	2	2	2	5	1	0	4.87	86
4/11	*#4 MISSISSIPPI STATE (L, 10-19) L	-	-	0.2	7	9	9	1	9	0	8.57	44
4/17	*at Alabama (L, 9-10)	-	-	1.1	4	3	3	0	0	0	9.27	29
4/21	JAX STATE (W, 8-7 [10])	-	-	3.1	3	0	0	0	3	0	8.06	55
4/25	#10 FLORIDA (W, 10-8 [7])	W	-	2.2	3	2	2	1	0	0	7.94	43
4/30	at #20 Georgia (W, 10-6 [14])	-	-	1.0	2	0	0	0	0	0	7.67	16
5/1	at #20 Georgia (W, 9-7)	-	-	2.2	3	2	2	0	3	1	7.59	29
5/7	LSU (L, 6-9)	-	-	3.1	3	1	1	0	4	0	7.13	51
5/12	at Samford (L, 1-6)	-	-	1.0	0	0	0	1	1	0	6.94	12
5/14	TEXAS A&M (W, 5-4)	-	-	1.0	0	0	0	0	0	0	6.75	9
5/16	TEXAS A&M (W, 8-5)	W	-	3.2	3	2	1	0	3	0	6.37	40
5/22	at Missouri (L, 6-7)	-	-	1.0	2	0	0	0	0	0	6.21	14
5/25	vs. #11 Ole Miss (L, 4-7)	-	-	0.1	0	0	0	0	0	0	6.17	3

2022 - SOPHOMORE YEAR

Date	Opp (Res.)	DEC	QS	IP	H	R	ER	BB	SO	HR	ERA	NP
2/19	*vs. #12 Texas Tech (W, 2-1)	W	-	5.0	3	0	0	3	5	0	0.00	81

CADE GRANZOW'S CAREER APPEARANCES

2022 - FRESHMAN YEAR

Date	Opp (Res.)	DEC	QS	IP	H	R	ER	BB	SO	HR	ERA	NP
2/20	vs. Kansas State (W, 12-1)	-	-	1.0	1	0	0	0	1	0	0.00	16

CAM HILL'S CAREER APPEARANCES

2021 - FRESHMAN YEAR

Date	Opp (Res.)	DEC	QS	IP	H	R	ER	BB	SO	HR	ERA	NP
2/21	PRESBYTERIAN (W, 2-1 [10])	W	-	1.0	0	0	0	0	2	0	0.00	12
2/28	vs. Texas A&M (W, 6-1)	-	-	1.0	1	1	1	1	2	0	4.50	29
3/7	#18 BOSTON COLLEGE (L, 9-11 [10])	-	-	0.2	4	5	5	0	0	0	20.25	30
3/14	LITTLE ROCK (L, 6-12)	-	-	0.1	3	4	4	1	0	0	30.00	20
3/21	at #4 Ole Miss (L, 11-19)	-	-	0.0	2	3	2	3	0	0	36.00	22
3/27	KENTUCKY (L, 4-6)	-	-	1.0	0	0	0	0	1	0	27.00	10
4/13	at #20 Georgia Tech (W, 7-3)	-	-	0.1	1	1	1	2	1	0	27.00	15
4/21	JAX STATE (W, 8-7 [10])	W	-	1.0	0	0	0	1	0	0	21.94	9
5/12	at Samford (L, 1-6)	-	-	1.0	2	1	1	0	1	0	19.89	23
5/18	NORTH ALABAMA (W, 14-6)	-	-	0.2	1	1	1	3	1	0	19.29	35

NATE LARUE'S CAREER APPEARANCES

2021 - SOPHOMORE YEAR

Date	Opp (Res.)	DEC	QS	IP	H	R	ER	BB	SO	HR	ERA	NP
4/21	JAX STATE (W, 8-7 [10])	-	-	1.0	1	1	1	0	1	1	9.00	17

HAYDEN MULLINS' CAREER APPEARANCES

2020 - FRESHMAN YEAR

Date	Opp (Res.)	DEC	QS	IP	H	R	ER	BB	SO	HR	ERA	NP
2/16	ILLINOIS-CHICAGO (W, 14-0)	-	-	1.0	1	0	0	0	1	0	0.00	13
2/23	UCF (L, 2-12)	-	-	1.2	2	3	3	1	4	1	10.12	38
2/26	ALABAMA A&M (W, 12-6)	W	-	1.1	0	0	0	0	2	0	6.75	14
3/1	WRIGHT STATE (W, 6-0)	-	-	0.2	0	0	0	0	2	1	5.79	18
3/11	WOFFORD (L, 3-4)	-	-	2.2	1	0	0	3	2	0	3.68	52

2021 - SOPHOMORE YEAR

Date	Opp (Res.)	DEC	QS	IP	H	R	ER	BB	SO	HR	ERA	NP
2/20	PRESBYTERIAN (W, 6-1)	W	-	1.0	2	0	0	1	2	0	0.00	29
2/24	ALABAMA A&M (W, 33-0)	-	-	1.0	0	0	0	0	2	0	0.00	17
2/26	vs. #25 Oklahoma (L, 3-4 [10])	-	-	0.0	1	0	0	1	0	0	0.00	10
3/6	#18 BOSTON COLLEGE (W, 16-1)	-	-	2.0	0	0	0	1	4	0	0.00	31
3/9	at UAB (W, 6-5)	W	-	4.0	2	1	0	0	8	0	0.00	56
3/14	LITTLE ROCK (L, 6-12)	-	-	3.0	3	1	1	0	3	0	0.82	34
4/11	#4 MISSISSIPPI STATE (L, 10-19)	-	-	0.1	2	2	2	1	0	0	2.38	18

2022 - JUNIOR YEAR

Date	Opp (Res.)	DEC	QS	IP	H	R	ER	BB	SO	HR	ERA	NP
2/18	vs. Oklahoms (L, 0-3)	L	-	2.0	2	3	3	2	0	1		36

TOMMY SHEEHAN'S CAREER APPEARANCES

*- Starter

2018 - FRESHMAN YEAR AT NOTRE DAME

Date	Opp (Res.)	DEC	QS	IP	H	R	ER	BB	SO	HR	ERA	NP
2/17	*at LSU (W, 10-5)	W	-	5.0	6	4	4	3	2	1	7.20	75
2/24	*vs. Purdue (W, 4-2)	-	-	5.0	4	2	2	6	2	0	5.40	83
3/3	*vs. Seton Hall (W, 9-8)	-	-	1.1	1	4	3	4	2	0	7.15	40
3/10	*at Miami (L, 0-9)	L	X	6.0	4	2	2	2	2	1	5.71	81
3/17	*at Florida State (L, 4-6)	-	-	4.1	2	2	1	5	1	0	4.98	85
3/24	*WAKE FOREST (W, 7-6)	-	-	4.0	5	4	4	4	2	1	5.61	73
3/31	*at Duke (L, 3-6)	L	-	6.0	5	4	3	3	0	0	5.40	93
4/8	*CLEMSON (L, 3-6)	L	-	6.0	6	6	6	3	3	3	5.97	105
4/14	*at NC State (L, 2-12)	L	-	4.2	8	6	6	2	1	0	6.59	95
4/25	*VALPARAISO (W, 6-5)	W	X	6.0	4	1	1	3	4	1	5.96	95
5/1	*WESTERN MICHIGAN (W, 14-4)	-	-	4.0	4	1	1	1	2	0	5.68	63
5/6	*PITTSBURGH (L, 7-8)	-	-	4.0	6	4	4	2	3	0	5.91	77
5/15	*at Northwestern (W, 19-10)	-	-	4.0	3	0	0	0	3	0	5.52	48
5/19	*at Louisville (L, 7-10)	-	-	2.1	4	3	3	3	0	0	5.74	58

2019 - SOPHOMORE YEAR AT NOTRE DAME

Date	Opp (Res.)	DEC	QS	IP	H	R	ER	BB	SO	HR
------	------------	-----	----	----	---	---	----	----	----	----

5/7 *UAB (L, 4-6) L - 2.1 5 4 4 0 3 0 7.46 48

2020 - SOPHOMORE YEAR

Date	Opp (Res.)	DEC	QS	IP	H	R	ER	BB	SO	HR	ERA	NP
2/15	ILLINOIS-CHICAGO (W, 7-3)	-	-	1.0	0	0	0	0	2	0	0.00	16
2/19	OAKLAND (W, 17-1)	-	-	2.0	2	0	0	0	2	0	0.00	28
2/22	UCF (L, 3-7)	-	-	1.1	1	0	0	0	2	0	0.00	20
2/25	ALABAMA A&M (W, 10-0)	-	-	1.0	0	0	0	0	2	0	0.00	11
2/28	WRIGHT STATE (W, 7-2)	-	-	1.0	0	0	0	1	1	0	0.00	14
3/8	CHICAGO STATE (W, 9-0)	-	-	1.0	0	0	0	1	2	0	0.00	16
3/10	GEORGIA TECH (L, 2-6)	-	-	1.2	2	1	1	1	1	0	1.00	37

2021 - JUNIOR YEAR

Date	Opp (Res.)	DEC	QS	IP	H	R	ER	BB	SO	HR	ERA	NP
2/20	PRESBYTERIAN (W, 6-1)	-	-	1.0	1	0	0	0	1	0	0.00	9
2/24	ALABAMA A&M (W, 33-0)	-	-	1.0	1	0	0	0	0	0	0.00	8
2/26	vs. #25 Oklahoma (L, 3-4 [10])	-	-	2.0	1	0	0	1	3	0	0.00	39
2/28	vs. Texas A&M (W, 6-1)	-	-	1.0	0	0	0	0	1	0	0.00	15
3/7	#18 BOSTON COLLEGE (L, 9-11 [10])	-	-	0.2	0	0	0	0	1	0	0.00	13
4/1	at #1 Arkansas (W, 2-1)	-	-	1.0	1	0	0	0	0	0	0.00	15
4/3	at #1 Arkansas (L, 5-6 [10])	-	-	2.0	2	2	2	1	2	0	2.08	43
4/9	#4 MISSISSIPPI STATE (L, 5-6)	L	-	2.0	1	1	1	1	2	0	2.53	38
4/15	at Alabama (L, 7-8 [10])	L	-	1.0	3	1	1	0	2	0	3.09	26
4/17	at Alabama (L, 9-10)	-	-	0.2	4	3	3	0	1	2	5.11	18
4/20	SAMFORD (W, 6-4)	-	-	1.0	1	0	0	0	2	0	4.72	18
4/25	#10 FLORIDA (W, 10-8 [7])	-	-	1.2	2	2	0	0	2	0	4.20	41
4/30	at #20 Georgia (W, 10-6 [14])	-	-	3.0	4	1	1	0	0	1	4.00	32
5/6	LSU (L, 3-8)	-	-	0.1	0	3	3	3	1	0	5.40	25
5/8	LSU (W, 2-1)	W	-	2.1	0	0	0	1	4	0	4.79	38
5/14	TEXAS A&M (W, 5-4)	W	-	3.0	2	1	1	0	4	1	4.56	50
5/16	TEXAS A&M (W, 8-5)	S	-	1.1	1	0	0	0	3	0	4.32	17
5/21	at Missouri (W, 3-0)	S	-	1.0	2	0	0	1	1	0	4.15	26
5/25	vs. #11 Ole Miss (L, 4-7)	-	-	3.2	3	2	2	1	6	1	4.25	68

2022 - SENIOR YEAR

Date	Opp (Res.)	DEC	QS	IP	H	R	ER	BB	SO	HR	ERA	NP
2/19	vs. #12 Texas Tech (W, 2-1)	-	-	1.0	0	0	0	1	1	0	0.00	17

CARSON SWILLING'S CAREER APPEARANCES

2021 - FRESHMAN YEAR

Date	Opp (Res.)	DEC	QS	IP	H	R	ER	BB	SO	HR	ERA	NP
2/19	PRESBYTERIAN (W, 14-3)	-	-	1.0	0	0	0	0	1	0	0.00	11
2/23	ALABAMA A&M (W, 18-2 [7])	-	-	1.0	0	0	0	0	2	0	0.00	15
3/6	#18 BOSTON COLLEGE (W, 16-1)	-	-	1.2	1	0	0	1	1	0	0.00	40
3/12	LITTLE ROCK (W, 7-0)	-	-	1.0	0	0	0	0	1	0	0.00	10
3/16	at Lipscomb (W, 9-7)	W	-	3.2	3	1	1	0	2	1	1.08	42
3/20	at #4 Ole Miss (L, 5-6)	-	-	1.2	2	0	0	1	3	0	0.90	45
3/27	KENTUCKY (L, 4-6)	-	-	1.0	2	1	1	1	0	0	1.64	16
4/2	at #1 Arkansas (L, 5-6)	L	-	0.2	0	1	1	2	0	0	2.31	14
4/11	#4 MISSISSIPPI STATE (L, 10-19)	-	-	2.0	2	3	3	3	1	0	3.95	40
4/13	at #20 Georgia Tech (W, 7-3)	-	-	1.0	0	0	0	0	3	0	3.68	16
4/16	at Alabama (W, 5-4)	S	-	2.0	1	1	0	0	3	0	3.24	38
4/20	SAMFORD (W, 6-4)	-	-	2.0	0	0	0	0	2	0	2.89	27
4/23	#10 FLORIDA (L, 2-4)	-	-	0.2	2	0	0	0	0	0	2.79	10
4/25	#10 FLORIDA (L, 4-6)	-	-	0.2	0	0	0	0	1	0	2.70	14
4/30	at #20 Georgia (W, 10-6 [14])	-	-	1.0	1	0	0	0	0	0	2.57	10
5/1	at #20 Georgia (W, 9-7)	S	-	3.1	5	3	3	1	5	0	3.33	67
5/6	LSU (L, 3-8)	-	-	0.2	1	0	0	0	1	0	3.24	15
5/8	LSU (W, 2-1)	-	-	0.2	1	0	0	2	1	0	3.16	22
5/15	TEXAS A&M (L, 9-11)	L	-	1.2	2	3	0	3	4	0	2.96	51
5/20	at Missouri (W, 15-6)	-	-	1.1	4	2	2	0	1	1	3.45	23
5/22	at Missouri (L, 6-7)	-	-	1.0	1	0	0	0	1	0	3.34	16

2022 - SOPHOMORE YEAR

Date	Opp (Res.)	DEC	QS	IP	H	R	ER	BB	SO	HR	ERA	NP
2/20	vs. Kansas State (W, 12-1)	-	-	1.0	0	0	0	0	1	0	0.00	15

GARRETT WADE'S CAREER APPEARANCES

*- Starter

2019 - FRESHMAN YEAR

Date	Opp (Res.)	DEC	QS	IP	H	R	ER	BB	SO	HR	ERA	NP
2/16	GEORGIA SOUTHERN (L, 5-7)	-	-	0.0	0	0	0	0	1	0	0.00	4
2/20	ALABAMA A&M (W, 10-2)	W	-	4.0	3	0	0	1	4	0	0.00	61
3/6	*UT MARTIN (W, 2-0)	W	-	5.0	1	0	0	2	8	0	0.00	72
3/12	*at South Alabama (W, 6-3)	W	-	5.0	2	1	1	4	8	1	0.95	91
3/19	*at UAB (W, 13-5)	-	-	1.2	3	4	3	4	2	0	2.30	40
3/24	at #4 Mississippi State (L, 15-20)	-	-	0.0	1	2	2	1	0	0	3.45	8
3/26	*vs. Alabama (L, 3-6)	-	-	3.2	4	3	2	5	4	0	3.72	69
4/2	*GEORGIA TECH (L, 3-9)	-	-	3.0	5	3	3	3	3	0	4.43	60
4/5	#9 ARKANSAS (L, 6-9)	-	-	1.0	1	0	0	1	2	0	4.24	17
4/9	*JACKSONVILLE STATE (L, 6-11)	-	-	3.0	6	5	5	3	2	0	5.47	66
4/18	*#17 OLE MISS (W, 7-4)	-	-	2.2	5	4	1	1	2	0	5.28	63
4/26	at #4 Vanderbilt (L, 2-5)	-	-	0.1	0	0	0	0	0	0	5.22	1
4/27	at #4 Vanderbilt (L, 5-9)	-	-	1.1	2	1	1	0	1	0	5.28	19
5/4	ALABAMA (L, 6-7)	-	-	1.2	0	0	0	2	3	0	5.01	31
5/7	UAB (L, 4-6)	-	-	1.0	0	0	0	0	1	0	4.86	15

2020 - SOPHOMORE YEAR

Date	Opp (Res.)	DEC	QS	IP	H	R	ER	BB	SO	HR	ERA	NP
2/19	OAKLAND (W, 17-1)	-	-	1.0	0	0	0	2	1	0	0.00	19
2/23	UCF (L, 2-12)	-	-	1.0	1	0	0	1	2	0	0.00	14
2/25	ALABAMA A&M (W, 10-0)	-	-	1.0	0	0	0	0	1	0	0.00	15
2/29	WRIGHT STATE (W, 20-6)	-	-	1.0	0	0	0	1	1	0	0.00	20

2022 - REDSHIRT JUNIOR YEAR

Date	Opp (Res.)	DEC	QS	IP	H	R	ER	BB	SO	HR	ERA	NP
2/19	vs. #12 Texas Tech (W, 2-1)	-	-	0.1	0	1	1	2	1	0	27.00	15

SUPERLATIVES AND MISCELLANEOUS NOTES

STARTS BY POSITION

STARTING PITCHER

Trace Bright	1	1-0
Joseph Gonzalez	1	1-0
Tommy Sheehan	1	0-1

CATCHER

Ryan Dyal	2	1-1
Jake Wyandt	1	1-0

FIRST BASE

Sonny DiChiara	3	2-1
----------------	---	-----

SECOND BASE

Cole Foster	3	2-1
-------------	---	-----

THIRD BASE

Garrett Farquhar	2	1-1
Blake Rambusch	1	1-0

SHORTSTOP

Brody Moore	3	2-1
-------------	---	-----

LEFT FIELD

Bryson Ware	2	1-1
Brayton Brown	1	1-0

CENTER FIELD

Kason Howell	3	2-1
--------------	---	-----

RIGHT FIELD

Blake Rambusch	2	1-1
Josh Hall	1	1-0

DESIGNATED HITTER

Ryan Dyal	1	1-0
Cam Hill	1	0-1
Nate LaRue	1	1-0

2022 AUBURN & OPPONENT HIGHS

TEAM BATTING

	AUBURN	OPPONENT
Runs in a game	12, vs. K-State (2/20)	3, Oklahoma (2/18)
Runs in an inning	5, vs. K-State [5th] (2/20)	2, Oklahoma [7th] (2/18)
Most Hits in a game	13, vs. K-State (2/20)	4, Oklahoma (2/18)
Fewest Hits in a game	3, two times	3, two times
Hits in an inning	3, two times	2, two times
2B in a game	2, vs. Oklahoma (2/18)	1, Oklahoma (2/18)
3B in a game	--	--
HR in a game	--	1, Oklahoma (2/18)
SB in a game	2, vs. K-State (2/20)	1, two times
LOB in a game	17, vs. K-State (2/20)	7, Texas Tech (2/19)
K in a game	17, vs. K-State (2/20)	10, K-State (2/20)
BB in a game	9, vs. K-State (2/20)	7, Texas Tech (2/19)

TEAM PITCHING

	AUBURN	OPPONENT
K in a game	10, vs. K-State (2/20)	17, K-State (2/20)
BB in a game	7, vs. Texas Tech (2/19)	9, K-State (2/20)
Pitchers used	5, two times	6, K-State (2/20)
Total Quality Starts	--	--

TEAM FIELDING

	AUBURN	OPPONENT
Errors in a game	1, vs. K-State (2/20)	1, Oklahoma (2/18)
DP turned in a game	2, vs. Oklahoma (2/18)	2, Oklahoma (2/18)

IND. BATTING

	AUBURN	OPPONENT
Hits in a game	3, Rambusch vs. KSU (2/20)	1, 10 times
Runs in a game	4, Rambusch vs. KSU (2/20)	1, five times
2B in a game	2, DiChiara vs. OU (2/18)	1, Muniz [OU] (2/18)
3B in a game	--	--
HR in a game	--	1, Graham [OU] (2/18)
RBI in a game	3, two times	2, Graham [OU] (2/18)
XBH in a game	2, DiChiara vs. OU (2/18)	1, two times
SB in a game	1, three times	1, two times
BB in a game	1, 16 times	2, Squires [OU] (2/18)
HBP in a game	2, DiChiara vs. KSU (2/20)	2, Crooks [OU] (2/18)
K in a game	3, LaRue vs. KSU (2/20)	3, two times
Hitting Streak	3, DiChiara	--
Consec. G w/HR	--	--

IND. PITCHING

	AUBURN	
K by a starter	5, two times	4, Birdsell [TTU] (2/19)
K by a reliever	5, Armstrong vs. OU (2/18)	6, Ruebeck [KSU] (2/20)
BB by a starter	3, Gonzalez vs. TTU (2/19)	4, Birdsell [TTU] (2/19)
BB by a reliever	2, three times	4, Ruebeck [KSU] (2/20)
IP by a starter	5.0, two times	5.0, Bennett [OU] (2/18)
IP by a reliever	4.0, Armstrong vs. OU (2/18)	4.0, Parrish [TTU] (2/19)

MISCELLANEOUS

	AUBURN
Biggest comeback win	--
Biggest blown lead loss	--
Largest margin of victory	11, vs. K-State (2/20)
Largest margin of defeat	3, vs. Oklahoma (2/18)
Longest game, Time	3:22, vs. K-State (2/20)
Longest game, Time (9 inn)	3:22, vs. K-State (2/20)
Shortest game, Time (9 inn)	--
Longest game, Innings	9, three times
Largest crowd, Home	--
Largest crowd, Road	--
Largest crowd, Neutral	10,515, vs. Texas Tech (2/19)

STARTS BY ORDER

LEADOFF

Blake Rambusch	3	2-1
----------------	---	-----

2ND SPOT

Brody Moore	2	2-0
Kason Howell	1	0-1

3RD SPOT

Sonny DiChiara	2	2-0
Ryan Dyal	1	0-1

CLEANUP

Ryan Dyal	2	2-0
Sonny DiChiara	1	0-1

5TH SPOT

Kason Howell	1	1-0
Nate LaRue	1	1-0
Brody Moore	1	0-1

6TH SPOT

Bryson Ware	2	1-1
Kason Howell	1	1-0

7TH SPOT

Cole Foster	2	2-0
Cam Hill	1	0-1

8TH SPOT

Brayton Brown	1	1-0
Garrett Farquhar	1	1-0
Cole Foster	1	0-1

9TH SPOT

Garrett Farquhar	1	0-1
Josh Hall	1	1-0
Jake Wyandt	1	1-0

PITCHING NOTES

2022 BULLPEN BY NUMBERS

Total App.....	11
Saves/Opp.....	1/1
IR/IRS.....	4/2
BA Against.....	.091
ERA.....	2.40

SAVES/OPP

Blake Burkhalter.....	1/1
-----------------------	-----

INHERITED RUNNERS/SCORED

John Armstrong.....	4/2
---------------------	-----

1ST BATTER FACED/RETIRED

Chase Allsup.....	1/1
John Armstrong.....	2/2
Jordan Armstrong.....	1/1
Mason Barnett.....	1/1
Blake Burkhalter.....	1/1
Cade Granzow.....	1/0
Hayden Mullins.....	1/0
Carson Skipper.....	1/1
Carson Swilling.....	1/1
Garrett Wade.....	1/0

RELIEF ERA

Chase Allseup.....	0.00
John Armstrong.....	0.00
Jordan Armstrong.....	0.00
Mason Barnett.....	0.00
Blake Burkhalter.....	0.00
Cade Granzow.....	0.00
Carson Skipper.....	0.00
Carson Swilling.....	0.00
Hayden Mullins.....	13.50
Garrett Wade.....	27.00

2022 Auburn Baseball
Team Game-by-Game for Auburn (as of Feb 20, 2022)
Pitching (All games)

Date	Opponent	ip	h	r	er	bb	so	2b	3b	hr	wp	bk	hbp	dp	ibb	score	w-l	sv	era
Feb 18	vs Oklahoma	8.0	4	3	3	5	7	1	0	1	1	0	3	2	0	0-3	0-1	0	3.38
Feb 19	vs Texas Tech	9.0	3	1	1	7	8	0	0	0	1	0	1	1	0	2-1	1-1	1	2.12
Feb 20	vs Kansas State	9.0	3	1	0	3	10	0	0	0	0	0	0	1	0	12-1	2-1	1	1.38
Totals		26.0	10	5	4	15	25	1	0	1	2	0	4	4	0	14-5	2-1	1	1.38

AUBURN STARTING PITCHER BREAKDOWN

Starter	GS	Quality Starts	Run Support	RS/Start	Auburn Record
Bright	1	0	11	11.0	1-0
Gonzalez	1	0	2	2.0	1-0
Sheehan	1	0	0	0.0	0-1

Auburn Overall Rankings

Category	Rank	No.
ERA	1.38	2nd
Opp BA	.127	1st
Hits Allowed	10	1st
Walks	15	T-13th
Strikeouts	25	12th

Auburn SEC-Only Rankings

Category	Rank	No.
ERA	--	--
Opp BA	--	--
Hits Allowed	--	--
Walks	--	--
Strikeouts	--	--

AUBURN PITCHING BREAKDOWN

	W-L	ERA	IP	H	R	ER	BB	K	HR	AVG	HOME	W-L	ERA	IP	H	R	ER	BB	K	HR	AVG
STARTERS	2-0	0.00	11.0	6	1	0	6	11	0	.171	HOME	--	--	--	--	--	--	--	--	--	--
RELIEVERS	0-1	2.40	15.0	4	4	4	9	14	1	.091	ROAD	--	--	--	--	--	--	--	--	--	--
TOTALS	2-1	1.38	26.0	10	5	4	15	25	1	.127	NEUT.	2-1	1.38	26.0	10	5	4	15	25	1	.127

HITTING NOTES

2022 MULTI-HIT GAMES

	2	3	4	5+	Total
Sonny DiChiara	2	-	-	-	2
Blake Rambusch	-	1	-	-	1
Josh Hall	1	-	-	-	1
Ryan Dyal	1	-	-	-	1

CAREER AUBURN MULTI-HIT GAMES

	2	3	4	5+	Total
Kason Howell	27	5	-	-	32
Brody Moore	16	5	2	-	23
Cam Hill	7	3	-	-	10
Bryson Ware	7	2	-	-	9
Garrett Farquhar	6	1	-	-	7
Josh Hall	5	1	-	-	6
Sonny DiChiara	2	-	-	-	2
Ryan Dyal	2	-	-	-	2
Nate LaRue	2	-	-	-	2
Brayton Brown	1	-	-	-	1
Cole Foster	1	-	-	-	1
Blake Rambusch	-	1	-	-	1

2022 MULTI-RBI GAMES

	2	3	4	5+	Total
Brayton Brown	-	1	-	-	1
Ryan Dyal	-	1	-	-	1
Kason Howell	1	-	-	-	1
Nate LaRue	1	-	-	-	1

CAREER AUBURN MULTI-RBI GAMES

	2	3	4	5+	Total
Brody Moore	10	-	-	1	11
Kason Howell	4	6	-	1	11
Cam Hill	2	3	1	-	6
Bryson Ware	4	-	2	-	6
Brayton Brown	2	2	-	-	4
Ryan Dyal	2	1	-	-	3
Garrett Farquhar	1	1	1	-	3
Josh Hall	1	1	-	-	2
Nate LaRue	2	-	-	-	2
Bobby Peirce	1	-	-	-	1

CAREER AUBURN STARTS

	Career	Consec.
Kason Howell	127	51
Brody Moore	70	7
Bryson Ware	39	-
Cam Hill	31	-
Ryan Dyal	25	3
Garrett Farquhar	17	-
Nate LaRue	14	1
Brayton Brown	12	1
Josh Hall	11	1
Cole Foster	7	3
Sonny DiChiara	3	3
Blake Rambusch	3	3
Jake Wyandt	1	-

TEAM NOTES

Auburn Overall SEC Rankings			Auburn SEC-Only Rankings		
Category	Rank	No.	Category	Rank	No.
Avg.	.209	13th	Avg.	--	--
Hits	19	13th	Hits	--	--
2B	3	T-12th	2B	--	--
HR	0	14th	HR	--	--
BB	16	7th	BB	--	--

2022 AUBURN HOME RUNS

No.	Player (#)	Opponent (Date)	On	Outs	Inn.	Pitcher
-----	------------	-----------------	----	------	------	---------

AUBURN HITTING STREAKS

	Current	'22	Career
Mike Bello	1	1	1
Brayton Brown	1	1	3
Sonny DiChiara	3	3	3
Ryan Dyal	1	1	4
Garrett Farquhar	-	-	3
Cole Foster	-	1	3
Josh Hall	2	1	4
Cam Hill	-	-	4
Kason Howell	-	-	6
Nate LaRue	1	1	2
Brody Moore	2	2	8
Bobby Peirce	-	-	1
Blake Rambusch	1	1	1
Bryson Ware	-	-	6

AUBURN REACHED BASE STREAKS

	Current	'22	Career
Mike Bello	1	1	1
Brayton Brown	1	1	4
Ryan Dyal	2	2	12
Sonny DiChiara	3	3	3
Garrett Farquhar	1	1	4
Cole Foster	2	2	5
Josh Hall	2	1	5
Cam Hill	-	-	8
Kason Howell	1	1	17
Mason Land	1	1	1
Nate LaRue	5	1	5
Brody Moore	3	3	11
Bobby Peirce	-	-	1
Blake Rambusch	1	1	1
Bryson Ware	-	-	6
Jake Wyandt	-	1	1

BUNT HITS

Player	No.
TOTAL	0

SAC BUNTS

Player	No.
TOTAL	0

SAC FLIES

Player	No.
Nate LaRue.....	2
Kason Howell.....	1
TOTAL	3

OUTFIELD ASSISTS

Player	No.
Bryson Ware	1
TOTAL	1

PINCH HITS

Player	No.
TOTAL	0

AUBURN CAREER HOME RUN BREAKDOWN

	1R	2R	3R	GS	Career	Home	Road	Last
Brown	2	--	1	--	3	2	1	3/21/21
Dyal	2	1	--	--	3	2	1	5/7/21
Hill	2	2	--	1	5	5	--	4/25/21
Howell	4	3	1	--	8	2	6	5/20/21
LaRue	2	--	--	--	2	2	--	5/18/21
Moore	1	1	--	--	2	1	1	4/1/21
Ware	2	4	--	--	6	4	2	4/16/21

AUBURN 2022 GAME-BY-GAME STARTING LINEUPS

DATE	OPP	1	2	3	4	5	6	7	8	9	SP
2/18	vs. Oklahoma	Rambusch	Howell	Dyal	DiChiara	Moore	Ware	Hill	Foster	Farquhar	Sheehan
2/19	vs. Texas Tech	Rambusch	Moore	DiChiara	Dyal	Howell	Ware	Foster	Farquhar	Wyandt	Gonzalez
2/20	vs. Kansas State	Rambusch	Moore	DiChiara	Dyal	LaRue	Howell	Foster	Brown	Hall	Bright
2/23	Troy										
2/25	Yale										
2/26	Yale										
2/27	Yale										
3/1	Alabama State										
3/2	UAB										
3/4	Rhode Island										
3/5	Rhode Island - Gm 1										
3/5	Rhode Island - Gm 2										
3/6	Rhode Island										
3/8	vs. Tennessee Tech										
3/11	Middle Tennessee										
3/12	Middle Tennessee										
3/13	Middle Tennessee										
3/15	Kennesaw State										
3/17	Ole Miss*										
3/18	Ole Miss*										
3/19	Ole Miss*										
3/22	vs. South Alabama										
3/25	at Texas A&M*										
3/26	at Texas A&M*										
3/27	at Texas A&M*										
3/29	Jacksonville State										
3/31	at LSU*										
4/1	at LSU*										
4/2	at LSU*										
4/5	at UAB										
4/8	Vanderbilt*										
4/9	Vanderbilt*										
4/10	Vanderbilt*										
4/12	Samford										
4/14	at Mississippi State*										
4/15	at Mississippi State*										
4/16	at Mississippi State*										
4/19	Alabama State										
4/22	South Carolina*										
4/23	South Carolina*										
4/24	South Carolina*										
4/26	at Jacksonville State										
4/29	at Tennessee*										
4/30	at Tennessee*										
5/1	at Tennessee*										
5/6	Arkansas*										
5/7	Arkansas*										
5/8	Arkansas*										
5/10	at Troy										
5/13	Alabama*										
5/14	Alabama*										
5/15	Alabama*										
5/17	at Samford										
5/19	at Kentucky*										
5/20	at Kentucky*										
5/21	at Kentucky*										

* - SEC Game

AUBURN 2021 GAME-BY-GAME STARTERS

DATE	OPP	SP	C	1B	2B	3B	SS	LF	CF	RF	DH
2/18	vs. Oklahoma	Sheehan	Dyal	DiChiara	Foster	Farquhar	Moore	Ware	Howell	Rambusch	Hill
2/19	vs. Texas Tech	Gonzalez	Wyandt	DiChiara	Foster	Farquhar	Moore	Ware	Howell	Rambusch	Dyal
2/20	vs. Kansas State	Bright	Dyal	DiChiara	Foster	Rambusch	Moore	Brown	Howell	Hall	LaRue
2/23	Troy										
2/25	Yale										
2/26	Yale										
2/27	Yale										
3/1	Alabama State										
3/2	UAB										
3/4	Rhode Island										
3/5	Rhode Island - Gm 1										
3/5	Rhode Island - Gm 2										
3/6	Rhode Island										
3/8	vs. Tennessee Tech										
3/11	Middle Tennessee										
3/12	Middle Tennessee										
3/13	Middle Tennessee										
3/15	Kennesaw State										
3/17	Ole Miss*										
3/18	Ole Miss*										
3/19	Ole Miss*										
3/22	vs. South Alabama										
3/25	at Texas A&M*										
3/26	at Texas A&M*										
3/27	at Texas A&M*										
3/29	Jacksonville State										
3/31	at LSU*										
4/1	at LSU*										
4/2	at LSU*										
4/5	at UAB										
4/8	Vanderbilt*										
4/9	Vanderbilt*										
4/10	Vanderbilt*										
4/12	Samford										
4/14	at Mississippi State*										
4/15	at Mississippi State*										
4/16	at Mississippi State*										
4/19	Alabama State										
4/22	South Carolina*										
4/23	South Carolina*										
4/24	South Carolina*										
4/26	at Jacksonville State										
4/29	at Tennessee*										
4/30	at Tennessee*										
5/1	at Tennessee*										
5/6	Arkansas*										
5/7	Arkansas*										
5/8	Arkansas*										
5/10	at Troy										
5/13	Alabama*										
5/14	Alabama*										
5/15	Alabama*										
5/17	at Samford										
5/19	at Kentucky*										
5/20	at Kentucky*										
5/21	at Kentucky*										

* - SEC Game

OVERALL STATS



**2022 Auburn Baseball
Overall Statistics for Auburn (as of Feb 20, 2022)
(All games Sorted by Batting avg)**



Record: 2-1 Home: 0-0 Away: 0-0 Neutral: 2-1 SEC: 0-0

Player	avg	gp-gs	ab	r	h	2b	3b	hr	rbi	tb	slg%	bb	hp	so	gdp	ob%	sf	sh	sb-att	po	a	e	fld%	
17 DiChiara, Sonny	.556	3-3	9	3	5	3	0	0	0	8	.889	2	2	1	0	.692	0	0	0-0	20	0	0	1.000	
1 Rambusch, Blake	.308	3-3	13	4	4	0	0	0	0	4	.308	0	1	2	0	.357	0	0	1-2	3	4	0	1.000	
3 Brown, Brayton	.250	1-1	4	0	1	0	0	0	3	1	.250	1	1	2	0	.500	0	0	0-0	1	0	0	1.000	
28 LaRue, Nate	.250	1-1	4	1	1	0	0	0	2	1	.250	0	0	3	0	.167	2	0	0-0	0	0	0	.000	
4 Moore, Brody	.222	3-3	9	2	2	0	0	0	0	2	.222	2	1	3	0	.417	0	0	0-0	4	6	0	1.000	
6 Dyal, Ryan	.200	3-3	10	2	2	0	0	0	3	2	.200	2	1	3	0	.385	0	0	0-0	12	0	1	.923	
7 Foster, Cole	.125	3-3	8	0	1	0	0	0	2	1	.125	2	1	2	0	.364	0	0	0-0	6	8	0	1.000	
5 Howell, Kason	.000	3-3	8	0	0	0	0	0	3	0	.000	2	1	3	0	.250	1	0	0-0	6	0	0	1.000	
11 Farquhar, Garrett	.000	3-2	7	0	0	0	0	0	0	0	.000	1	0	1	0	.125	0	0	0-0	1	4	0	1.000	
8 Ware, Bryson	.000	3-2	5	1	0	0	0	0	0	0	.000	2	0	1	0	.286	0	0	1-1	6	1	0	1.000	

31 Bello, Mike	1.000	1-0	1	0	1	0	0	0	0	1	1.000	0	0	0	0	1.000	0	0	0-0	1	0	0	1.000	
2 Hall, Josh	.400	1-1	5	1	2	0	0	0	0	2	.400	0	0	2	0	.400	0	0	1-1	0	0	0	.000	
16 Hill, Cam	.000	2-1	4	0	0	0	0	0	0	0	.000	0	0	2	0	.000	0	0	0-0	0	0	0	.000	
50 Wyandt, Jake	.000	2-1	3	0	0	0	0	0	0	0	.000	1	0	3	0	.250	0	0	0-0	14	1	0	1.000	
51 Burk, Luke	.000	1-0	1	0	0	0	0	0	0	0	.000	0	0	1	0	.000	0	0	0-0	4	0	0	1.000	
37 Land, Mason	.000	1-0	0	0	0	0	0	0	0	0	.000	1	0	0	0	1.000	0	0	0-0	0	2	0	1.000	
Totals	.209	3	91	14	19	3	0	0	13	22	.242	16	8	29	0	.364	3	0	3-4	78	30	1	.991	
Opponents	.127	3	79	5	10	1	0	1	4	14	.177	15	4	25	0	.293	1	1	2-2	78	34	1	.991	

LOB - Team (26), Opp (17). DPs turned - Team (4), Opp (3). IBB - Team (1), DiChiara, S. 1.

(All games Sorted by Earned run avg)

Player	era	w-l	app	gs	cg	sho	sv	ip	h	r	er	bb	so	2b	3b	hr	b/avg	wp	hp	bk	sfa	sha
21 Bright, Trace	0.00	1-0	1	1	0	0/0	0	5.0	2	1	0	2	5	0	0	0	.125	0	0	0	0	0
45 Gonzalez, Joseph	0.00	1-0	1	1	0	0/0	0	5.0	3	0	0	3	5	0	0	0	.200	0	1	0	0	0
52 Armstrong, Jordan	0.00	0-0	1	0	0	0/0	0	4.0	1	0	0	2	5	1	0	0	.083	0	2	0	0	0

40 Burkhalter, Blake	0.00	0-0	1	0	0	0/0	1	2.0	0	0	0	0	1	0	0	0	.000	0	0	0	0	0
41 Armstrong, John	0.00	0-0	2	0	0	0/0	0	1.2	0	0	0	1	1	0	0	0	.000	1	0	0	1	0
47 Sheehan, Tommy	0.00	0-0	1	1	0	0/0	0	1.0	1	0	0	1	1	0	0	0	.250	1	0	0	0	0
46 Allsup, Chase	0.00	0-0	1	0	0	0/0	0	1.0	0	0	0	0	3	0	0	0	.000	0	0	0	0	0
18 Barnett, Mason	0.00	0-0	1	0	0	0/0	0	1.0	0	0	0	1	0	0	0	0	.000	0	0	0	0	0
32 Swilling, Carson	0.00	0-0	1	0	0	0/0	0	1.0	0	0	0	0	1	0	0	0	.000	0	0	0	0	0
29 Skipper, Carson	0.00	0-0	1	0	0	0/0	0	1.0	0	0	0	1	1	0	0	0	.000	0	0	0	0	0
9 Granzow, Cade	0.00	0-0	1	0	0	0/0	0	1.0	1	0	0	0	1	0	0	0	.250	0	0	0	0	0
20 Mullins, Hayden	13.50	0-1	1	0	0	0/0	0	2.0	2	3	3	2	0	0	0	1	.333	0	1	0	0	1
22 Wade, Garrett	27.00	0-0	1	0	0	0/0	0	0.1	0	1	1	2	1	0	0	0	.000	0	0	0	0	0
Totals	1.38	2-1	3	3	0	0/0	1	26.0	10	5	4	15	25	1	0	1	.127	2	4	0	1	1
Opponents	4.85	1-2	3	3	0	1/1	1	26.0	19	14	14	16	29	3	0	0	.209	4	8	0	3	0

PB - Team (0), Opp (1). Pickoffs - Team (1), Mullins, H. 1. SBA/ATT - Dyal, R. (2-2), Sheehan, T. (1-1), Bright, T. (1-1).

GAME SUMMARY



**2022 Auburn Baseball
Games Summary for Auburn (as of Feb 20, 2022)
(All games)**



Score by innings	1	2	3	4	5	6	7	8	9	Total
Auburn	1	1	3	3	5	1	0	0	0	14
Opponents	1	0	0	0	0	1	2	1	0	5

Record when ...

Overall	2-1	After 6 leading	2-0
Conference	0-0 trailing	0-0
Non-Conference	2-1 tied	0-1
Home games	0-0	After 7 leading	2-0
Away games	0-0 trailing	0-1
Neutral site	2-1 tied	0-0
Day games	2-1	After 8 leading	2-0
Night games	0-0 trailing	0-1
vs Left starter	0-1 tied	0-0
vs Right starter	2-0		
1-Run games	1-0	Hit 0 home runs	2-1
2-Run games	0-0	... 1 home run	0-0
5+Run games	1-0	... 2+ home runs	0-0
Extra innings	0-0		
Shutouts	0-1	Opponent 0 home runs	2-0
	 1 home run	0-1
Scoring 0-2 runs	1-1 2+ HRs	0-0
..... 3-5 runs	0-0		
..... 6-9 runs	0-0	Made 0 errors	1-1
..... 10+ runs	1-0 1 error	1-0
	 2+ errors	0-0
Opponent 0-2 runs	2-0		
..... 3-5 runs	0-1	Opp. made 0 errors	2-0
..... 6-9 runs	0-0 1 error	0-1
..... 10+ runs	0-0 2+ errors	0-0
Scored in 1st inning	1-0	Out-hit opponent	1-0
Opp. scored in 1st	1-0	Out-hit by opponent	0-1
Scores first	2-0	Hits are tied	1-0
Opp. scores first	0-1		

Record when team scores:

Runs	0	1	2	3	4	5	6	7	8	9	10+
W-L	0-1	0-0	1-0	0-0	0-0	0-0	0-0	0-0	0-0	0-0	1-0

Record when opponent scores:

Runs	0	1	2	3	4	5	6	7	8	9	10+
W-L	0-0	2-0	0-0	0-1	0-0	0-0	0-0	0-0	0-0	0-0	0-0

Record when leading after:

Inn.	1	2	3	4	5	6	7	8
W-L	0-0	1-0	2-0	2-0	2-0	2-0	2-0	2-0

Record when trailing after:

Inn.	1	2	3	4	5	6	7	8
W-L	0-0	0-0	0-0	0-0	0-0	0-0	0-1	0-1

Record when tied after:

Inn.	1	2	3	4	5	6	7	8
W-L	2-1	1-1	0-1	0-1	0-1	0-1	0-0	0-0

Current winning streak: 2

Longest winning streak: 2

Longest losing streak: 1

Home attendance : 0 (0 dates avg = 0)
 Away attendance : 0 (3 dates avg = 0)
 Total attendance: 0 (3 dates avg = 0)

TV/RADIO ROSTER



1 BLAKE RAMBUSCH



2 JOSH HALL



3 BRAYTON BROWN



4 BRODY MOORE




5 KASON HOWELL



6 RYAN DYAL



7 COLE FOSTER



8 BRYSON WARE



9 CADE GRANZOW



11 GARRETT FARQUHAR



13 BEN SCHORR



14 BROOKS FULLER



16 CAM HILL



17 SONNY DICHIARO



18 MASON BARNETT



19 BROOKS CARLSON



20 HAYDEN MULLINS



21 TRACE BRIGHT




22 GARRETT WADE



23 PARKER CARLSON



27 BOBBY PEIRCE



28 NATE LARUE



29 CARSON SKIPPER



31 MIKE BELLO



32 CARSON SWILLING




34 BEN BOSSE



37 MASON LAND



40 BLAKE BURKHALTER




41 JOHN ARMSTRONG



43 CHASE ISBELL



44 GRANT NEWTON



45 JOSEPH GONZALEZ



46 CHASE ALLSUP



47 TOMMY SHEEHAN



50 JAKE WYANDT



51 LUKE BURK



52 JORDAN ARMSTRONG



54 KONNER COPELAND



57 TYLER DRABICK



72 BRODY MOSS



30 BUTCH THOMPSON



35 KARL NONEMAKER



39 GABE GROSS



15 TIM HUDSON