



2023 AUBURN BASEBALL

AUBURN ATHLETICS COMMUNICATIONS: 392 SOUTH DONAHUE DRIVE || AUBURN, AL 36849 || AUBURNTIGERS.COM || @AUBURN_BASEBALL

2023 SCHEDULE

Day	Date	Opponent	Time/Result
FRI	FEB. 17	INDIANA	W, 8-4
SAT	FEB. 18	INDIANA	W, 6-1
SUN	FEB. 19	INDIANA	L, 2-11
Tue	Feb. 21	vs. North Alabama	W, 13-1 (7)
FRI	FEB. 24	USC	W, 5-3
SAT	FEB. 25	USC	W, 12-6
SUN	FEB. 26	USC	T, 12-12
WED	MAR. 1	FLORIDA A&M	W, 18-8 (7)
FRI	MAR. 3	LIPSCOMB	W, 7-3
SAT	MAR. 4	LIPSCOMB	W, 12-11
SUN	MAR. 5	LIPSCOMB	W, 4-3
TUE	MAR. 7	UAB	W, 4-1
Wed	Mar. 8	at Jacksonville State	W, 6-3
FRI	MAR. 10	SOUTHEASTERN	W, 7-1
SAT	MAR. 11	SOUTHEASTERN	L, 3-8
SAT	MAR. 11	SOUTHEASTERN	L, 7-8
TUE	MAR. 14	GEORGIA TECH	W, 12-11 (12)
Fri	Mar. 17	at #3 Arkansas*	L, 2-7
Sat	Mar. 18	at #3 Arkansas*	L, 3-9
Sun	Mar. 19	at #3 Arkansas*	L, 0-5
Tue	Mar. 21	vs. South Alabama	W, 6-5
THU	MAR. 23	GEORGIA*	W, 7-6 (11)
FRI	MAR. 24	GEORGIA*	W, 6-3
SAT	MAR. 25	GEORGIA*	L, 7-24
TUE	MAR. 28	NORTH ALABAMA	W, 14-1 (7)
Fri	Mar. 31	at #2 Florida*	W, 10-1
Sat	Apr. 1	at #2 Florida*	L, 5-12
Sun	Apr. 2	at #2 Florida*	L, 8-17
Tue	Apr. 4	at UAB	L, 5-6
THU	APR. 6	TEXAS A&M*	L, 5-9
FRI	APR. 7	TEXAS A&M*	W, 10-9
FRI	APR. 7	TEXAS A&M*	L, 6-12
Tue	Apr. 11	at Georgia Tech	L, 8-12 (10)
Fri	Apr. 14	at Alabama*	W, 8-4
Sat	Apr. 15	at Alabama*	L, 2-4
Sun	Apr. 16	at Alabama*	L, 1-6
TUE	APR. 18	SAMFORD	W, 13-3 (8)
FRI	APR. 21	MISSISSIPPI STATE*	W, 2-1
SAT	APR. 22	MISSISSIPPI STATE*	L, 10-11
SUN	APR. 23	MISSISSIPPI STATE*	W, 12-11
TUE	APR. 25	TROY	L, 7-8
Fri	Apr. 28	at #2 South Carolina*	W, 8-3
Sat	Apr. 29	at #2 South Carolina*	W, 9-5
Sun	Apr. 30	at #2 South Carolina*	L, 7-8
FRI	MAY 5	#1 LSU*	L, 0-3
SAT	MAY 6	#1 LSU*	W, 8-6
SUN	MAY 7	#1 LSU*	W, 12-2 (8)
Tue	May 9	vs. Samford	Canceled
Thu	May 11	at Ole Miss*	7 pm
Fri	May 12	at Ole Miss*	6:30 pm
Sat	May 13	at Ole Miss*	2 pm
TUE	MAY 16	JACKSONVILLE STATE	6 PM
THU	MAY 18	MISSOURI*	6 PM
FRI	MAY 19	MISSOURI*	6 PM
SAT	MAY 20	MISSOURI*	2 PM

POSTSEASON

May 23-28	SEC Tournament	TBA
June 2-5	NCAA Regionals	TBA
June 9-12	NCAA Super Regionals	TBA
June 16-26	College World Series	TBA

Home games in **BOLD CAPS**

All home games at Plainsman Park | All times central

* SEC game



GAMES 49-51

OXFORD, MISS. (Swayze Field)



#23 AUBURN TIGERS (27-19-1, 11-13 SEC)

Head Coach: Butch Thompson (Birmingham-Southern, 1992)

Career Record: 288-204-1 (9th season) | Record at Auburn: 249-183-1 (8th season)

VS.



OLE MISS REBELS (25-23, 6-18 SEC)

Head Coach: Mike Bianco (LSU, 1989)

Career Record: 979-579-1 (25th season) | Record at Ole Miss: 879-508-1 (23rd season)

» QUICK HITTERS

- Auburn is coming off back-to-back series wins at No. 2 South Carolina and vs. No. 1 LSU.
- The Tigers are the only team in the SEC to have won three straight SEC series.
- The team's 6-3 record in the second half of SEC play is one game behind LSU and Tennessee for the best in the league during the span.
- Auburn's pitching staff held LSU's offense - the second-highest scoring team in the country entering last weekend - to a season-low 11 runs in the series, good for a 3.12 staff ERA.
- The team's starting rotation of Chase Allsup, Tommy Vail and Christian Herberholz turned in a 2.77 ERA, allowing four earned runs in 13.0 innings pitched.
- The Tigers are one of four teams in the league with five players with 30 or more starts hitting .300 or better - Peirce (.365), Irish (.359), Ware (.348), Foster (.314), McMurray (.309).
- Auburn is 89-97-1 all-time against Ole Miss, including 33-54-1 against the Rebels in Oxford.
- The Tigers are looking for their first series win in Oxford since 2012.

PITCHING MATCHUP

AUBURN		OLE MISS	
THU	SO RHP Chase Allsup (0-1, 7.20)	vs.	JR LHP Xavier Rivas (5-3, 5.83)
FRI	GR LHP Tommy Vail (4-1, 3.68)	vs.	FR RHP JT Quinn (3-2, 5.86)
SAT	R-JR RHP Christian Herberholz (1-3, 4.37)	vs.	TBA

GAME INFO

Date: Thursday, May 11-13, 2023
Game Time: 7 p.m. / 6:30 p.m. / 2 p.m. CT
Site: Oxford, Miss. / Swayze Field (11,477)
TV: ESPNU (Thu) / SECN+ (Fri) / SECN (Sun)
Talent: Dave Neal (pxp), Chris Burke (color)
Talent: Jake Hromada (pxp), Matt McLaughlin (color)
Radio: 93.9 FM | AuburnTigers.com
Talent: Andy Burcham, Brad Law
Live Stats: StatBroadcast.com
Twitter Updates: @AuburnBaseball
Postgame Recap: AuburnTigers.com
Series History: Auburn trails, 89-97-1
Auburn: Auburn leads, 52-38
Oxford: Auburn trails, 33-54-1
Neutral: Auburn trails, 4-5
Last Meeting: Ole Miss 5, Auburn 1 (6/18/22)
Streak: L2

AUBURN

27-19-1, 11-13 SEC

Team Leaders

Batting Average: R-SR OF **Bobby Peirce** (.365)
Runs: SR IF **Bryson Ware** (52)
2B: Two tied (19)
HR: SR IF **Bryson Ware** (19)
RBI: SR IF **Bryson Ware** (54)
Stolen Bases: GR OF **Justin Kirby** (6-6)

OLE MISS

25-23, 6-18 SEC

Team Leaders

Batting Average: JR OF **Kemp Alderman** (.377)
Runs: JR C/OF **Calvin Harris** (51)
2B: JR IF **Jacob Gonzalez** (18)
HR: JR OF **Kemp Alderman** (19)
RBI: JR OF **Kemp Alderman** (59)
Stolen Bases: SR OF **Ethan Groff** (15-18)

POTENTIAL STARTING LINEUP

Pos.	#	Player	AVG	AB	R	H	2B	3B	HR	RBI	SB-SBA	BB
C	24	Nate LaRue	.156	109	12	17	1	0	3	11	4-6	14
1B	26	Cooper McMurray	.309	97	27	30	4	0	12	39	0-0	32
2B	1	Caden Green	.210	119	20	25	4	0	2	15	2-3	17
3B	8	Bryson Ware	.348	178	52	62	10	1	19	54	4-6	23
SS	7	Cole Foster	.314	175	43	55	11	0	7	35	3-5	26
LF	3	Chris Stanfield	.296	115	22	34	5	2	2	16	5-6	12
CF	5	Kason Howell	.270	178	32	48	19	3	4	32	5-5	17
RF	27	Bobby Peirce	.365	137	38	50	7	2	5	23	2-2	10
DH	18	Ike Irish	.359	192	38	69	19	1	3	41	2-2	22

AUBURN'S RECORD WHEN...

	2023	Under Thompson
Overall	27-19-1	249-183-1
SEC	11-13	90-113
Non-Conference	16-6-1	138-53-1
Postseason	0-0	21-17
Home	20-9-1	166-81-1
Away	5-10	57-79
Neutral	2-0	22-20
Current streak	W2	W2
Last 5 games	3-2	3-2
Last 10 games	6-4	6-4

Situational:

AU scores first	15-7	161-61
Opp. scores first	12-12-1	88-122-1
AU scores 4+ runs	26-11-1	227-84-1
AU scores 3 runs or less	1-8	22-99
AU leads after 7 innings	21-1	201-17
8 innings	22-0	224-14
AU trails after 7 innings	4-17	20-137
8 innings	1-17	8-146
Game tied after 7 innings	2-1-1	23-25-1
8 innings	2-1-1	8-16-1
Extra Innings	2-1	13-19
1-run games	8-5	54-49
2-run games	2-1	4-18
3-run games	3-1	27-24
Games decided by 5+ runs	9-9	109-59
vs. LH Starter	5-5	71-56
vs. RH Starter	22-14-1	179-126-1
More hits than opponent	19-5	182-34
Fewer hits than opponent	5-13	42-137
Hits are tied	3-1-1	22-13-1
AU has 10+ hits	17-6-1	151-68-1
Opp. has 10+ hits	7-12-1	60-113-1
Hit a home run	24-12-1	168-82-1
Opp. hits a home run	13-14-1	112-121-1
AU quality start	2-0	70-22
Opp. quality start	2-6	28-65
AU commits no errors	16-7	116-48
Opp. commits no error	10-11	72-93

By Day:

Sunday	3-5-1	38-35-1
Monday	0-0	3-2
Tuesday	6-3	51-21
Wednesday	2-0	20-7
Thursday	1-1	9-17
Friday	10-3	62-41
Saturday	5-7	62-57
Day Games (first pitch before 6 p.m.)	9-12-1	131-98-1
Night Games (first pitch after 6 p.m.)	18-7	118-85
Doubleheaders	1-3	27-19

By Month:

February	5-1-1	50-15-1
March	13-6	87-47
April	7-11	58-60
May	2-1	36-48
June	0-0	16-10

By Jersey:

White	3-0	60-33
Blue	11-5	54-38
Orange	3-2	52-37
Gray	3-5	31-43
Pinstripes	2-4-1	37-27-1
Cream Throwback	5-3	13-5

UNIVERSITY INFORMATION

Location	Auburn, Ala.
Enrollment	31,526
Founded	October 1, 1856
Nickname	Tigers
Colors	Burnt Orange and Navy Blue
President	Dr. Christopher B. Roberts
Athletics Director	John Cohen
Conference	Southeastern (SEC West)
Stadium / Capacity	Samford Stadium-Hitchcock Field at Plainsman Park / 4,096
Ticket Office Phone	855-282-2010

BASEBALL COACHING / SUPPORT STAFF

Head Coach	Butch Thompson (Birmingham-Southern, 1992)
Record at Auburn / Seasons	249-183-1 (.576) / 8th
Career Coaching Record / Seasons	288-204-1 (.585) / 9th
Assistant Coach	Karl Nonemaker (Vanderbilt, 2002)
Assistant Coach	Gabe Gross (Auburn, 2012)
Pitching Coach	Daron Schoenrock (Tennessee Tech, 1984)
Director of Player Development	Aaron Everett (UT Martin, 2012)
Director of Operations	Greg Drye (Southern Miss, 1998)
Athletic Trainer	Anthony Sandersen (South Dakota State, 2004)
Strength & Conditioning	Chris Joyner (Minnesota State - Mankato, 2001)

PROGRAM HISTORY

Modern Era Program Record (since 1949)	2,057-1,416-5 (.592)
College World Series Appearances / Last	6 / 2022
College World Series Record	4-12 (.250)
NCAA Regional Appearances / Last	23 / 2022
NCAA Regional Record	54-45 (.545)
NCAA Super Regional Appearances / Last	4 / 2022
NCAA Super Regional Record	5-6 (.455)
Last Postseason Opponent	Arkansas / 2022 College World Series
Result	Lost, 11-1

POSTSEASON HISTORY

College World Series Appearances: 6 (1967, 1976, 1994, 1997, 2019, 2022)

Super Regional Appearances: 4 (1999, 2018, 2019, 2022)

NCAA Regional Appearances: 23 (1963, 1967, 1976, 1978, 1987, 1989, 1993-95, 1997-2003, 2005, 2010, 2015, 2017, 2018, 2019, 2022)

NCAA Regional Titles: 8 (1967, 1976, 1994, 1997, 1999, 2018, 2019, 2022)

MEDIA RELATIONS

Baseball Contact: George Nunnelley, Asst. Director - Athletics Comm.

Cell: 502-609-9982

Email: gnnunnelley@auburn.edu

Twitter: @gnunnelley

Associate AD: Kirk Sampson

2023 AUBURN BASEBALL ROSTER

No.	Name	Pos.	Cl.	B/T	Ht.	Wt.	Exp.	Hometown (Previous School)
1	Caden Green	IF	Jr.	R/R	5-11	164	JC	Tulsa, Okla. (Seminole State)
2	Josh Hall	OF	Gr.	L/R	5-9	174	2L	Homewood, Ala. (Ole Miss)
3	Chris Stanfield	OF	Fr.	R/R	6-1	189	FR	Tallahassee, Fla. (Chiles)
4	Carter Wright	C	Jr.	R/R	6-0	195	JC	Blairsville, Ga. (Iowa Western)
5	Kason Howell	OF	5th	R/R	6-0	178	4L	Argyle, Texas (Liberty Christian)
6	Ryan Dyal	C	R-Jr.	L/R	5-10	197	2L	Senoia, Ga. (East Coweta)
7	Cole Foster	IF	Jr.	S/R	6-1	193	2L	Plano, Texas (Plano Senior)
8	Bryson Ware	IF/OF	Sr.	R/R	6-2	193	2L	Madison, Miss. (Pearl River)
9	Brody Moss	IF	So.	L/R	5-11	183	1L	Helena, Ala. (Helena)
10	Brody Wortham	IF	Gr.	R/R	6-1	187	TR	Wedowee, Ala. (West Georgia)
11	Gavin Miller	IF	Fr.	R/R	5-11	192	HS	Oakdale, Pa. (West Allegheny)
12	Drew Nelson	LHP/OF	Fr.	L/L	5-11	198	HS	Troy, Ala. (Pike Liberal Arts)
14	Justin Kirby	OF	Gr.	R/R	5-11	203	TR	Alpharetta, Ga. (Kent State)
16	Cam Hill	IF	Jr.	L/L	6-4	219	2L	Madison, Ala. (Bob Jones)
17	Trevor Horne	RHP	R-Fr.	L/R	6-3	203	RS	Phenix City, Ala. (Glenwood Academy)
18	Ike Irish	C	Fr.	L/R	6-2	202	HS	Hudsonville, Mich. (St. Mary's Prep)
20	Tommy Sheehan	LHP	Gr.	L/L	6-0	210	1L	Brielle, N.J. (Notre Dame)
21	Tommy Vail	LHP	Gr.	R/L	5-11	190	TR	Seattle, Wash. (Notre Dame/TCU)
22	Hayden Murphy	RHP/IF	Fr.	R/R	6-3	185	HS	Chula, Ga. (Tiftarea Academy)
23	Parker Carlson	RHP	So.	R/R	6-1	184	1L	Mobile, Ala. (Faith Academy)
24	Nate LaRue	C	Sr.	R/R	6-3	223	3L	Mobile, Ala. (McGill-Toolen)
25	Tanner Bauman	LHP	Jr.	L/L	6-4	208	JC	Jacksonville, Fla. (St. John's River State)
26	Cooper McMurray	IF	R-So.	L/L	6-3	258	TR	Tulsa, Okla. (Kansas)
27	Bobby Peirce	OF	R-Sr.	R/R	6-0	183	2L	Scottsdale, Ariz. (South Mountain)
28	Elliott Bray	RHP	Fr.	R/R	6-0	219	HS	Hartselle, Ala. (Hartselle)
29	Christian Herberholz	RHP	R-Jr.	R/R	5-11	197	JC	Scottsboro, Ala. (Southern Union)
31	Mike Bello	OF	So.	L/L	6-0	203	1L	Oak Ridge, N.J. (Pope John XXIII)
33	Will Cannon	RHP	So.	R/R	6-1	187	JC	Phenix City, Ala. (Northwest Florida State)
41	John Armstrong	RHP	So.	R/R	5-11	225	1L	Marietta, Ga. (Harrison)
43	Chase Isbell	RHP	Sr.	R/R	6-2	210	1L	Springville, Ala. (Samford)
44	Ryan Olson	RHP	Fr.	R/R	6-1	206	HS	Auburn, Ala. (Auburn)
45	Joseph Gonzalez	RHP	Jr.	R/R	6-4	233	2L	Humacao, P.R. (Leadership Christian Academy)
46	Chase Allsup	RHP	So.	R/R	6-1	238	1L	Dothan, Ala. (Dothan)
47	Cameron Keshock	RHP	Fr.	R/R	6-6	215	HS	Spanish Fort, Ala. (Spanish Fort)
51	Ty Mauldin	IF	Jr.	L/R	6-0	196	JC	Trussville, Ala. (Snead State)
54	Konner Copeland	LHP	Sr.	L/L	6-2	178	1L	Mobile, Ala. (Pensacola State)
77	Zach Crotchfelt	LHP	Fr.	L/L	6-2	210	HS	Jackson, N.J. (Jackson Memorial)

COACHES & STAFF

30	Butch Thompson	Head Coach
36	Karl Nonemaker	Assistant Coach
39	Gabe Gross	Assistant Coach
40	Daron Schoenrock	Pitching Coach
	Aaron Everett	Director of Player Development
	Greg Drye	Director of Operations
	Sara Elizabeth Jackson	Special Assistant to the Head Coach
	Chris Joyner	Strength & Conditioning
	Anthony Sandersen	Athletic Trainer
	Wyn Grantham	Athletic Trainer Intern

PRONUNCIATION GUIDE

Tanner BAUMAN BOW-man (of a boat)
 Ryan DYAL.....DIAL
 KASON Howell..... KAY-son
 Chase ISBELL.....IZ-bull
 Cameron KESHOCK..... KEY-shock
 Ty MAULDIN MALL-den
 Daron SCHOENROCK SHOW-in-rock
 Brody WORTHAM.....WORTH-um

30 BUTCH THOMPSON HEAD COACH

THE AUBURN SKIPPER

- Nine College World Series appearances / 18 postseason appearances
- 2013 National Runner-up (Mississippi State)
- 2001 National Champion (Birmingham-Southern)
- 2014 Baseball America/ABCA National Assistant Coach of the Year
- 2006 FCA Coach of the Year
- Coached 20 pitchers who went on to pitch in the Major Leagues
- Recruited and coached 38 pitchers who were drafted out of college that weren't drafted out of high school

Butch Thompson enters his eighth season at the helm of the program in 2023, posting a record of 222-164 in his first seven seasons. He has led the program to the College World Series in two of the last three postseasons.

Butch Thompson was named Auburn's head baseball coach on October 22, 2015 and enters his eighth season with the Tigers in 2023.

Thompson has returned the Tigers to prominence in seven seasons on The Plains as he has guided the team to a 222-164 overall record and has advanced to the NCAA Tournament four of the last five postseasons, including three Super Regional appearances in the last four years and two trips to the College World Series in the last three postseasons.

Thompson, who spent three seasons as an assistant coach and recruiting coordinator at Auburn from 2006-08, returned to The Plains after seven seasons at Mississippi State as both associate head coach and pitching coach.

A native of Amory, Miss., Thompson has coached 33 Division I All-Americans and 43 all-conference performers. He has seen 20 of his former pitchers called up to Major League Baseball, including 14 since 2014. Thompson has also turned 38 pitchers who went undrafted out of high school into MLB draft picks.

Along with his pitching pedigree, Thompson is also considered one of the top recruiters in the country. Since 2003, he has secured 15 recruiting classes that were ranked in the top 10 by either Baseball America or Perfect Game, including the program record No. 4 class in 2017 and No. 5 class in 2022. His classes signed from 2006-08 at Auburn each ranked in the top 18 nationally.

In 30 years of coaching at the collegiate level, including 21 in the Southeastern Conference, Thompson has coached nine College World Series participants, including leading the Tigers to the program's first trip to the College World Series in 22 years in 2019 and taking the team back for the second time in three seasons in 2022. Auburn is one of six programs to appear in two of the last three College World Series, and Thompson is one of five active SEC coaches who have taken their program to a pair of College World Series in a three-year span. Thompson has also coached one national champion and a national runner-up, won nine conference championships and made 18 postseason appearances.

Thompson was named the 2006 Fellowship of Christian Athletes SEC Coach of the Year while at Auburn and the 2014 Baseball America and American Baseball Coaches Association (ABCA) National Assistant Coach of the Year while at Mississippi State.

During his tenure with the Tigers, Thompson has led the team to three straight NCAA Tournament appearances from 2017-19 for the first time since 2001-03, including back-to-back super regionals in 2018 and 2019 for the first time in program history. Auburn has finished five of Thompson's seven seasons in the top 25, including three in the top 10. The No. 5 national ranking to finish 2022 was tied for the second highest mark in program history.

The 2022 season marked one of the most successful in recent program history as the Tigers went 43-22 overall and 16-13 in SEC play. The 43 wins were tied for the most since 1999, and the winning conference record marked the Tigers' third under Thompson after doing so just once from 2004-15.

Auburn went 37-18 in the regular season and lost back-to-back games on just three occasions before being selected as a regional host for the first time since 2010. The Tigers swept Southeastern, Florida State and UCLA in the regional, outscoring them 51-18 in the process, before becoming the first team to defeat Oregon State in a home super regional by taking down the Beavers in a dramatic winner-take-all game three. Auburn moved on to Omaha and defeated Stanford 6-2 to secure the program's first College World Series win since 1997.

In seven seasons at MSU, Thompson made four NCAA regional trips, two Super



Regionals, won the SEC Tournament and advanced to the College World Series finishing as NCAA runner-up in 2013. In three of his last four seasons in Starkville, the Bulldogs' staff ERA finished no higher than 3.06. Thompson's 2013 pitching staff was one of two nationally to finish in the top 15 in ERA, strikeouts per nine innings and hits allowed per nine innings.

In addition to his experience at Auburn and Mississippi State, Thompson also spent four seasons at Georgia from 2002-05, including a trip to the College World Series in 2004. While there, he guided the development of future Major Leaguers Josh Fields, Mitchell Boggs and Brooks Brown.

Thompson launched his coaching career as pitching coach and top assistant at Huntingdon College (Ala.) in 1993, before returning to his alma mater in Birmingham, where he helped lead the Panthers to back-to-back Southern States Conference Championships and in 1995 coached BSC to its first NAIA World Series berth.

Thompson left BSC briefly to serve as head coach at Jefferson State Community College in Birmingham in 1997. While at JSCC, he was honored as the Regional Tournament Coach of the Year, the ABCA Alabama Junior College Coach of the Year and the Southeast Region Coach of the Year after guiding JSCC to a 39-21 mark, the AJCAA Region 22 State Championship and a third-place finish in the NJCAA Division II World Series.

He returned to Birmingham-Southern as top assistant the following season, beginning a four-year run during the most successful span in BSC baseball history. The Panthers won 196 games and four TranSouth Conference Championships and made three-consecutive appearances in the NAIA World Series. BSC's 2001 team posted a school-best 55-11 mark and captured the NAIA National Championship.

In 2002, Thompson joined the SEC baseball coaching fraternity as a pitching coach and recruiting coordinator at Georgia and has been a part of the league for the past 17 seasons.

Thompson currently serves as the large-school representative for the Alabama Baseball Coaches Association and is an All-American committee member representing the South region for the ABCA.

Thompson prepped at Amory (Miss.) High School and later starred as a pitcher at Itawamba (Miss.) Community College from 1989-90. He is a member of both the ICC Athletic Hall of Fame (Class of 2014) and MACCC Hall of Fame (Class of 2021).

Thompson earned a Bachelor's Degree in History at BSC in 1992 and completed a Master's Degree in Sports Administration at UAB in 1996. He is married to the former Robin Ashe of Birmingham, Ala., and they are the parents of three daughters --- Anna, Olivia and Madelyn Gail.

HONORING AN AUBURN LEGEND

- Auburn unveiled a statue of Frank Thomas outside of Plainsman Park on Saturday, Apr. 8.
- Following a three-year career at Auburn when he hit .382 with 49 home runs and 205 RBI, Thomas was selected by the Chicago White Sox with the seventh overall pick in the 1989 MLB Draft and went on to enjoy a 19-year MLB career with the White Sox, Athletics and Blue Jays.
- Thomas is the only player in MLB history with seven straight seasons of 20 or more home runs, 100+ RBI, 100+ walks and a .300+ average.
- He was elected into the National Baseball Hall of Fame in his first year of eligibility in 2014 and remains the only SEC baseball player to earn the distinct honor.



NOTABLE QUOTES


"I'm so humbled, grateful and thankful for this distinct honor. I never imagined any of this when I started chasing my dream here at Auburn University. At Auburn I became a man. I was so blessed to have coaches who pushed me to new heights and instilled toughness and a will to win that I never knew existed until then. Auburn set me on a path to my hall of fame career that resulted from hard work, dedication and commitment. I learned there that there are no shortcuts to success and I carry that lesson with me today." ~ **Frank Thomas**

"To get to a day like this marks exponential growth and I know the best is yet to come. Our players, through their highest of highs of Omaha and through their grind of tough days, have examples. Frank, you're another example for us all. For our student-athletes, for our university, for our future generations." ~ **Butch Thompson**



WELCOME TO THE SHOW

- Former Auburn slugger Edouard Julien made his MLB debut with the Minnesota Twins on Wednesday, Apr. 12, becoming the 58th big leaguer in program history, including the seventh since Aug. 2020.
 - Casey Mize (Tigers): Aug. 17, 2020
 - Ben Braymer (Nationals): Aug. 28, 2020
 - Josh Palacios (Blue Jays): Apr. 9, 2021
 - Keegan Thompson (Cubs): May 2, 2021
 - Gabe Klobosits (Nationals): July 30, 2021
 - Davis Daneil (Angels): June 11, 2021
 - Edouard Julien (Twins): Apr. 12, 2023
- Auburn's seven players called up to MLB since Aug. 2020 are tied for the second most in the Southeastern Conference.



- A two-year starter for the Tigers from 2018-19, Julien totaled 27 home runs and 126 RBI in his time on the Plains, marking the most RBI of any player in the Southeastern Conference during the span.
- Rated by MLB Pipeline as the Twins' No. 4 prospect and the No. 96 prospect in all of baseball, Julien is a .283 career minor league hitter with 48 doubles, 37 home runs and 142 RBI in 233 games at the start of his third professional season. His 215 walks and .437 on-base percentage since the start of the 2021 season are the best in minor league baseball during the span.
- Julien, who is a two-time MiLB.com Organizational All-Star and member of the 2022 MLB Pipeline All-Prospect Second Team, earned a spot on the Twins' 40-man roster entering 2023 and went 8-for-23 (.348) with three home runs and six RBI in eight games at Spring Training. He was selected to represent Team Canada at the World Baseball Classic, where he went 7-for-13 with two doubles, two home runs, five walks, five runs and a stolen base.
- Julien recorded his first career MLB hit with a single off the wall in an 11-2 win against the Yankees on Apr. 13. He came back around in the first inning and hit his first career MLB home run to left field.

NATIONAL POLLS

NEWS & NOTES

BASEBALL AMERICA

May 8

1. Wake Forest
2. LSU*
3. Vanderbilt
4. Arkansas*
5. Stanford
6. South Carolina*
7. Florida*
8. Coastal Carolina
9. Duke
10. Miami
11. West Virginia
12. Campbell
13. East Carolina
14. Virginia
15. Texas Tech
16. Dallas Baptist
17. Oregon State
18. Clemson
19. Kentucky
20. Oklahoma State
21. UConn
22. Maryland
23. UTSA
24. Oregon
25. **AUBURN**

D1 BASEBALL

May 8

1. Wake Forest
2. LSU*
3. Arkansas*
4. Stanford
5. Vanderbilt
6. South Carolina*
7. Florida*
8. Coastal Carolina
9. UConn
10. Duke
11. Miami
12. West Virginia
13. Campbell
14. East Carolina
15. Oregon State
16. Clemson
17. Kentucky
18. Dallas Baptist
19. Maryland
20. Boston College
21. Virginia
22. UTSA
23. Tennessee
24. Oregon
25. Southern Miss

USA TODAY

May 8

1. Wake Forest
2. LSU*
3. Arkansas*
4. Vanderbilt
5. Florida*
6. Stanford
7. South Carolina*
8. Duke
9. Coastal Carolina
10. UConn
11. West Virginia
12. Campbell
13. Miami
14. Virginia
15. East Carolina
16. Kentucky
17. Boston College
18. Oregon State
19. Dallas Baptist
20. Tennessee
21. Clemson
22. Oklahoma State
23. Maryland
24. UTSA
25. Indiana State
25. Texas Tech

NCBWA

May 8

1. Wake Forest
2. LSU*
3. Arkansas*
4. Stanford
5. Vanderbilt
6. Florida*
7. South Carolina*
8. Campbell
9. UConn
10. Coastal Carolina
11. East Carolina
12. Duke
13. West Virginia
14. Miami
15. Kentucky
16. Virginia
17. Dallas Baptist
18. Oregon State
19. Tennessee
20. Boston College
21. Clemson
22. UTSA
23. Oklahoma State
24. Texas Tech
25. Maryland

PERFECT GAME

May 8

1. Wake Forest
2. LSU*
3. Arkansas*
4. Stanford
5. South Carolina*
6. Florida*
7. Duke
8. Coastal Carolina
9. Miami
10. Clemson
11. Tennessee
12. Vanderbilt
13. UConn
14. West Virginia
15. Dallas Baptist
16. Campbell
17. East Carolina
18. Kentucky
19. Indiana State
20. Boston College
21. Virginia
22. Oklahoma State
23. **AUBURN**
24. UTSA
25. Maryland

COLLEGIATE BASEBALL

May 8

1. Wake Forest
2. LSU*
3. Arkansas*
4. Stanford
5. Vanderbilt
6. Duke
7. Miami
8. Florida*
9. South Carolina*
10. Virginia
11. Indiana State
12. West Virginia
13. Oklahoma State
14. Maryland
15. Kansas State
16. Oral Roberts
17. Clemson
18. Cal State Fullerton
19. Coastal Carolina
20. UC Santa Barbara
21. Kentucky
22. Kent State
23. Oregon State
24. Alabama*
25. Campbell

AUBURN IN THE POLLS

BA D1 CB NC PG USA

Pre.	22	NR	NR	NR	17	NR
2/20	23	NR	NR	NR	17	--
2/27	23	NR	NR	NR	13	NR
3/6	20	NR	20	NR	11	25
3/13	NR	NR	24	NR	18	NR
3/20	NR	NR	NR	NR	NR	NR

BA D1 CB NC PG USA

3/27	NR	NR	NR	NR	NR	NR
4/3	NR	NR	NR	NR	NR	NR
4/10	NR	NR	NR	NR	NR	NR
4/17	NR	NR	NR	NR	NR	NR
4/24	NR	NR	NR	NR	NR	NR
5/1	NR	NR	NR	NR	NR	NR

SCOUTING THE REBELS

- Ole Miss enters the weekend with a 25-23 overall record and 6-18 mark in SEC play.
- The Rebels are 17-12 at home, including 3-9 at Swayze Field in SEC play.
- Offensively, Ole Miss is sixth in the league with a .292 batting average and are led by Kemp Alderman in average (.377), hits (72), home runs (19) and RBI (59).
- On the mound, the Rebels have turned in a 5.96 staff ERA, including a 7.11 ERA in league games. They have struck out 472 batters in 411.0 innings pitched.

TAKING DOWN TOP-RANKED TEAMS

- As far as records indicate, last weekend's series win vs. No. 1 LSU was the program's first series win against a top-ranked team in program history.
- The Tigers have now defeated the No. 2 ranked team on the road and the No. 1 ranked team at home in back-to-back weekends.
- After being the first team to defeat South Carolina in a series at Founders Park two weekends ago, Auburn became the first team to defeat LSU in a series this season.
- The end of the series marked the first time the visiting Tigers lost back-to-back games all year.

TOUGH TESTS

- Four of Auburn's SEC series have come vs. teams ranked in the top three in the country at the time of competition.
- The Tigers are 5-7 overall in those games.
 - Mar. 17-18 at No. 3 Arkansas (0-3)
 - Mar. 31-Apr. 2 at No. 2 Florida (1-2)
 - Apr. 28-30 at No. 2 South Carolina (2-1)
 - May 5-7 vs. No. 1 LSU (2-1)

KEY TO THE GAME

- The team that has produced the biggest inning in a game is 35-6 (.854) this season. Six games have had an equal biggest inning with one ending in a tie and four in one-run wins, including two in extra innings.

FLARE FOR THE DRAMATIC

- Cole Foster hit a walk-off double in the bottom of the ninth inning in the finale to clinch the series vs. Mississippi State on Apr. 23.
- The walk-off win was Auburn's fourth this season
 - Mar. 4 vs. Lipscomb: Ike Irish single (9th)
 - Mar. 14 vs. Georgia Tech: Brody Wortham single (12th)
 - Mar. 23 vs. Georgia: Carter Wright walk (11th)
 - Apr. 23 vs. Miss State: Cole Foster double (9th)

COMEBACK KIDS

- After winning 22 games in which they trailed last year, the Tigers have notched 13 comeback wins this season.
- Thirty-five of the Tigers' 70 wins since the start of last season are comebacks.
- Auburn has come back from a pair of seven-run deficits this season - vs. Georgia Tech on Mar. 14 and vs. Mississippi State on Apr. 23.
- The comeback win vs. Mississippi State was the program's largest in SEC play since responding from a nine-run deficit against the Bulldogs on May 8, 2010.

ERA IMPROVEMENTS

- Auburn ranked 13th in the SEC with an 8.83 ERA through the first four weeks of conference play.
- The Tigers rank fourth in the league with a 5.02 ERA the last four weeks of SEC play.
 - Last four: 5.02 ERA
 - Last three: 5.01 ERA
 - Last two: 4.15 ERA
 - Last week: 3.12 ERA

STARTING SERIES STRONG

- Auburn is 9-3 in series openers this season, including 5-3 in SEC series openers.
- The Tigers have turned in a 3.55 ERA in series openers and have held opponents to three or fewer runs seven times and four or fewer runs nine times.

RECORD WATCH

- Senior captain Kason Howell is third in program history and the NCAA active career leader in doubles (67).
 - Todd Faulkner (1998-01) - 71
 - Gabe Gross (1999-01) - 68
 - Kason Howell (2019-23) - 67
- He also ranks sixth in AU history and fifth among active NCAA players in at-bats (870).

HOWELL'S HOLDING IT DOWN

- Howell has started in 159 of the last 160 games dating back to 2021 and in 235 games in his Auburn career.
- With 237 career games played, Howell is 10 games shy of breaking the program record.
 - Jay Waggoner (1992-95) - 246
 - Chad Wandall (1996-99) - 245
 - Brandon Moore (1991-94) - 242
 - Kason Howell (2019-pres) - 237

DOUBLE TROUBLE

- Howell and Ike Irish are tied for the SEC lead and 23rd in the NCAA with 19 doubles apiece.
- As a team, the Tigers rank fifth in the SEC with 91 two-baggers on the year.

COOP KEEPS CRUSHING

- Cooper McMurray turned in his third multi-homer game since Apr. 7 in the series-clinching win at South Carolina (Apr. 29).
- His three multi-homer SEC games are the most by an Auburn player since Brian Fletcher (four) and Hunter Morris (three) in 2010.
- McMurray homered seven times and drove in 16 runs in seven games from Apr. 18-29.
- He tied for the league lead with 10 home runs in April and finished one RBI shy of the league's highest total with 26.
- McMurray has driven in 33 runs in 25 games and 23 starts since returning from an ankle injury vs. Georgia on Mar. 23.
- He was named the SEC Player of the Week on Apr. 24 after homering five times and driving in nine runs in four games from Apr. 18-23.

WARE-ING 'EM OUT

- Coming into the year a .246 hitter in 92 games, Bryson Ware ranks top 10 in the SEC in runs (52), homers (19), RBI (54), slugging percentage (.736) and total bases (131) while hitting at a career best .348 clip.
- Ware turned in his second multi-homer game and drove in three runs for the 10th time in the series finale at South Carolina.
- He hit a go-ahead, three-run home run in the bottom of the 8th inning in the finale vs. Mississippi State, marking his fourth game-tying or go-ahead home run in the 8th inning or later this season.
 - Mar. 4 vs. LIP: game-tying two-run HR
 - Mar. 5 vs. LIP: go-ahead three-run HR
 - Apr. 11 at GT: go-ahead three-run HR
 - Apr. 23 vs. MSU: go-ahead three-run HR
- Ware was named the No. 4 third baseman in D1 Baseball's latest position power rankings and a Second Team Midseason All-American.

20 HOMER CLUB

- Ware is one home run shy of becoming the seventh player in program history to hit 20 or more home runs in a season.
 - 23 - Hunter Morris (2010)
 - 22 - Sonny DiChiara (2022)
 - 22 - Brian Fletcher (2010)
 - 22 - Todd Faulkner (2000)
 - 21 - Josh Etheredge (1998)
 - 21 - Frank Thomas (1987)
 - 20 - Josh Etheredge (1997)
 - 20 - Todd Faulkner (1998)

GOLDEN SPIKES WATCH LIST

- Ware was one of 45 student-athletes named to the Golden Spikes Award Midseason Watch List in April.
- He is the sixth Auburn player since 2016 to earn the distinction - Anfernee Grier (2016), Keegan Thompson (2017), Casey Mize (2017, '18), Tanner Burns (2019), Sonny DiChiara (2022), Bryson Ware (2023).

BOBBY BARRELS + BAZOOKA

- Bobby Peirce has multiple hits in five of the last seven SEC games and is hitting .355 during the span.
- After returning to full strength from a hamstring injury, Peirce went on an 11-game hitting streak from Mar. 28-Apr. 15 and has a hit in 21 of 23 games since his return while reaching in all but one contest.
- He led the SEC with 32 hits and ranked third in the league with a .421 average in April.
- Additionally, Peirce has registered six outfield assists since Apr. 1, including a pair of games with two assists - Apr. 7 vs. Texas A&M and Apr. 25 vs. Troy.
- Peirce has 11 outfield assists since Apr. 16, 2022, and his six outfield assists this season are the most by an Auburn player since Judd Ward had nine outfield assists in 2019.

WE WANNA BE LIKE IKE

- Ike Irish not only ranks sixth in the SEC but also sixth among freshmen nationally and second among freshmen in the league with 69 hits this season.
- He collected multiple hits in 13 of his first 17 career games and leads the team with 23 multi-hit games this season.

STANFIELD SETTING THE TABLE

- Chris Stanfield has hit out of the leadoff spot in the last nine SEC games.
- He stole home in the first inning of the series opener at South Carolina and scored in the first inning of all three contests vs. the Gamecocks.
- Stanfield's steal of home was just the second by an Auburn player since 2010.

STARTERS SUCCESS

- Tommy Vail and Christian Herberholz have posted a 1.63 ERA the last four SEC weekends.
- The duo has allowed seven earned runs on 29 hits with 47 strikeouts in 38.2 innings pitched.
- Including Chase Allsup, Auburn starters turned in a 2.77 ERA vs. LSU last weekend.

VALIANT EFFORT FROM VAIL

- Vail leads the SEC with a 1.31 ERA and ranks second to Paul Skenes with 29 strikeouts in 20.2 innings pitched the last four weekends.
- Vail turned in 6.2 scoreless innings en route to earning his first SEC win in the series opener at Alabama to begin the stretch on Apr. 14.
- The outing marked the longest by an Auburn pitcher in SEC play since Joseph Gonzalez pitched 7.1 innings at Tennessee on May 1, 2022.
- His 10-strikeout performance vs. Miss. State on Apr. 21 was the first by an Auburn pitcher in a SEC game since Tanner Burns in 2019.

HUM NOW, HERBIE

- Herberholz was inserted in the starting rotation on Apr. 16 at Alabama and is tied for third in the league with a 2.00 ERA the last four weekends.
- He earned his first SEC win vs. LSU last Sunday, allowing one earned run in 5.0 IP.
- Herberholz leads the team and ranks third in the SEC with a 2.45 ERA in league games.

FRESH FACES

- Twenty of Auburn's 37 players are new.
- Auburn has started at least four new players in 43 straight games and in 46 of 47 contests.

FAB FIVE FROSH

- Auburn's five freshmen in Perfect Game's top 100 were the second most in the country.
 - Zach Crotchfelt; LHP; Jackson, N.J.
 - Ike Irish; C/DH; Hudsonville, Mich.
 - Gavin Miller; IF; Oakdale, Pa.
 - Hayden Murphy; RHP; Chula, Ga.
 - Chris Stanfield; OF; Tallahassee, Fla.

RECRUITING RANKINGS

- The Tigers 2022 incoming class was ranked unanimously in the top 10 by Perfect Game (No. 5), Baseball America (No. 6), Collegiate Baseball (No. 8) and D1 Baseball (No. 10).
- Perfect Game's No. 5 ranking is tied for the second highest in program history, trailing only the No. 4 class from 2017.
- Auburn's next two classes for 2023 and 2024 are also ranked in the top 10 by Perfect Game.

BIG SHOES TO FILL

- The Tigers have been tasked with replacing its top four hitters - Sonny DiChiara, Blake Rambusch, Brooks Carlson and Brody Moore - and five of its top pitchers - Mason Barnett, Trace Bright, Blake Burkhalter, Hayden Mullins and Carson Skipper - from 2022.
- Eight of the nine players listed above were selected in the top 17 rounds of the MLB Draft.

CONGRATS GRADS

- Four Auburn players in Ryan Dyal, Kason Howell, Bobby Peirce and Bryson Ware as well as manager Trenton Reynolds were included in commencement ceremonies last weekend.
- Five Auburn players also already wear SEC graduate patches this season - Josh Hall, Brody Wortham, Justin Kirby, Tommy Sheehan and Tommy Vail.

ACCOLADES FOR THE ASSISTANTS

- Assistant coaches Karl Nonemaker and Gabe Gross both took home hardware in 2022.
- Nonemaker was named the American Baseball Coaches Association NCAA Division I Assistant Coach of the Year and Gross earned Alabama Baseball Coaches Association Division I Assistant Coach of the Year honors.

SEC EXPERIENCE ON STAFF

- Auburn's coaching staff includes 43 years of experience as a SEC coach.
 - Butch Thompson: 21 years
 - Karl Nonemaker: 8 years
 - Gabe Gross: 7 years
 - Daron Schoenrock: 7 years

THE ROAD TO OMAHA

- Auburn advanced to the College World Series for the second time in the last three postseasons in 2022, becoming one of six program to accomplish the feat - Auburn, Arkansas, Mississippi State, Texas, Stanford and Vanderbilt.
- The Tigers hosted a regional for the first time in 12 years and outscored the opponents 51-18, marking the most runs by a SEC team in a three-game regional.
- The team then became the first program to defeat Oregon State in a home super regional, and secured the program's first win in Omaha since 1997 with a 6-2 win against Stanford.

PACK OUT PLAINSMAN PARK

- The 2023 season marks the third straight that Auburn has sold out of season tickets (2020, 2022-23).
- Fifteen games this season, including all 12 games in SEC play thus far, have been sold out
- The program shattered the previous single-season attendance record from 2004 by more than 16,000, welcoming 127,947 fans through the gates of Plainsman Park in 2022.
- Auburn's 2023 attendance total currently sits at 109,468 with four regular season home games remaining.

THE 2022 MLB DRAFT WAS A DANDY

- Auburn had eight players selected in the 2022 MLB Draft, all previously undrafted.
- The eight draft picks were the second most in program history, third most in the SEC and tied for the fifth most in the country.
- The four picks in the top five rounds were the most in program history, as were the eight picks in the top 20 rounds.
- It marked the 48th consecutive year the Tigers had at least one player selected, tied for the longest active streak in the SEC.
- It marked the program record seventh straight season Auburn had a top-five-round pick.

THOMPSON'S TENURE

- In seven years under Butch Thompson, Auburn has had 36 draft picks, including 16 in the top 10 rounds and 12 in the top five rounds.
- Both top-10 and top-five rounds totals are good for the most in a seven-year span in program history.

PRESEASON PROGNOSIS

- Despite being one of six programs in the country to advance to the College World Series twice in the last three postseasons - Auburn, Arkansas, Mississippi State, Texas, Stanford and Vanderbilt - the Tigers went unranked in four of the six major preseason polls and were voted on by league head coaches to finish sixth in the SEC West.

AUBURN IN THE NATIONAL AND SEC RANKINGS

(as of May 10)

TEAM	TOTAL	NCAA	SEC
Fielding percentage	.978	40	7
5 KASON HOWELL	TOTAL	NCAA	SEC
Doubles	19	23	1
18 IKE IRISH	TOTAL	NCAA	SEC
Doubles	19	23	1
12 DREW NELSON	TOTAL	NCAA	SEC
Complete games	1	36	2
21 TOMMY VAIL	TOTAL	NCAA	SEC
Hits/9.0 IP	5.96	15	5
K/9.0 IP	11.57	49	8
8 BRYSON WARE	TOTAL	NCAA	SEC
Home runs	19	16	5
Total bases	131	38	8
Slugging	.736	43	8

THE LAST TIME...

BATTING SUPERLATIVES

5 hits in a game 6 hits in a game	Bobby Peirce at Georgia Tech [5-for-5] (4/11/23) Tyler Johnstone vs. Elon [6-for-7, 2B, 3B] (2/25/05)
Reached base 6 times Reached base 7 times	Kason Howell vs. Florida State [4-5, 2 BB] (6/4/22) Brody Moore vs. Florida State [5-5, 2BB] (6/4/22)
4 runs in a game 5 runs in a game 6 runs in a game	Bobby Peirce vs. #1 LSU (5/7/23) Sonny DiChiara vs. Florida State (6/4/22) Bryson Ware vs. Alabama A&M (2/24/21)
10-game hitting streak 15-game hitting streak 20-game hitting streak 25-game hitting streak 30-game hitting streak	Bobby Peirce, 11 games (3/28-4/15/23) Bryson Ware, 18 games (3/14-4/14/23) A. Grier, 22 games, (5/31/15-3/22/16) Justin Fradejas, 27 games (3/23-5/7/10) Casey Dunn, 31 games (2/22 [G1]-4/15/97)
3 doubles in a game 4 doubles in a game	Kason Howell vs. Lipscomb (3/3/22) Ken Dempsey vs. Georgia (1971)
2 triples in a game 3 triples in a game	Kason Howell vs. #1 LSU (5/7/23) never
2 home runs in one game 3 home runs in one game	Bryson Ware at #2 South Carolina (4/30/23) Cole Foster vs. Southeastern (6/3/22)
7 RBI in a game 8 RBI in a game 9 RBI in a game 10 RBI in a game	Justin Kirby vs. USC (2/26/23) Justin Bryant at Georgia (3/19/10) Cole Foster vs. Southeastern (6/3/22) Bob Berry vs. Huntington (4/15/82)
Grand slam home run Inside-the-park home run HR to begin game Two HR in one inning HR in consecutive at-bats HR in three consecutive at-bats HR in consecutive games HR in three consecutive games HR in three consecutive SEC games HR in four consecutive games HR in four consecutive SEC games HR in five consecutive games Walk-off HR Pinch-hit HR Pinch-hit grand slam HR in first at-bat of season HR in both games of DH	Justin Kirby vs. USC (2/26/23) Kason Howell vs. Southeastern (3/11/23) Ryan Bliss vs. #11 Ole Miss (5/25/21) Cole Foster vs. Southeastern [1st] (6/3/22) Cooper McMurray vs. Mississippi State (4/23/23) Edouard Julien (2/20-22/19) Nate LaRue / Bobby Peirce (4/29-30/23) Cooper McMurray (4/21-23/23) Cooper McMurray (4/21-23/23) Cooper McMurray (4/18-23/23) Mike Bianucci (5/2-9/08) Tim Lemons (4/6-10/85) Kason Howell vs. Yale (G1 - 2/26/22) Cam Hill vs. Kentucky (3/26/21) Edouard Julien vs. BYU (G1 - 3/3/18) Steven Williams vs. Longwood (2/17/18) Dylan Ingram at #7 Mississippi St. (4/29/17)
Hit for the cycle	Judd Ward [3B, 1B, HR, 2B] vs. Illinois-Chicago (G1 - 2/15/20)
Hit from both sides of plate in same inning Two hits in same inning	Cole Foster [1st inn.] vs. Southeastern (6/3/22) Kason Howell [HR, 3B] vs. Mississippi State [9th] (4/22/23)
Stole home Stole two bases in a game Stole three bases in a game	Josh Hall vs. Kansas State (2/20/22) Cole Foster vs. Samford (4/18/23) Anfernee Grier vs. Southern (2/26/16)
Hit by a pitch 2 times in a game Hit by a pitch 3+ times in a game	Bryson Ware at #2 Florida (4/2/23) Dan Glevenyak at Alabama (4) (4/11/14)
Scored 20 or more runs Scored 25 or more runs Scored 30 or more runs	21 vs. Florida State (6/4/22) 25 vs. Longwood (2/17/18) 33 vs. Alabama A&M (2/24/21)
Scored 5 runs in an Inning Scored 6 runs in an Inning Scored 7 runs in an Inning Scored 8 runs in an Inning Scored 9 runs in an Inning Scored 10+ runs in an Inning Recorded 10+ hits in an Inning Scored in every inning	5, vs. Texas A&M (1st) (4/6/23) 6, vs. #1 LSU (1st) (5/6/23) 7, vs. Mississippi State (9th) (4/23/23) 8, at UAB (5th) (3/19/19) 9, vs. Rhode Island (1st) (G1 - 3/5/22) 11, vs. Florida A&M (1st) (3/1/23) 11, vs. Furman (5th) (2/12/00) vs. Coppin State (3/18/14)
Recorded 15-19 hits Recorded 20 or more hits	17, vs. Lipscomb (3/4/23) 20, vs. Georgia Tech (3/14/23)
Hit 3 or more home runs in an inning Hit 3 or more home runs in a game Hit 5 or more home runs in a game Hit 7 or more home runs in a game Hit back-to-back home runs Hit back-to-back-to-back home runs	3, vs. Florida A&M [1st] (3/1/23) 4, vs. Mississippi State (4/23/23) 5, at #2 South Carolina (4/30/23) 7, vs. Southeastern (6/3/22) B. Ware & C. Foster at #2 South Carolina (1st) (4/30/23) R. Bliss, T. Miller & R. Woley vs. Texas A&M (1st) (5/15/21)
Had 5 doubles Had 6 doubles Had 7 doubles Had 8 doubles Had 9+ doubles	5, vs. Lipscomb (3/3/23) 6, vs. Jacksonville State (4/21/21) 7, vs. Chicago State (3/8/20) 8, vs. Lipscomb (3/4/23) 11, vs. Alabama A&M (2/24/21)
Stole 5 bases in a game Stole 6 bases in a game Stole 7 bases in a game Stole 8 bases in a game	5, vs. Bethune-Cookman (5/6/14) 6, vs. #21 Tennessee (3/17/19) 7, vs. Presbyterian (5/8/12) 8, vs. Alcorn State (2/22/12)
Walked 10+ times Did not strike out in a game	11, vs. North Alabama (3/28/23) vs. Belmont (3/11/12)

PITCHING SUPERLATIVES

INDIVIDUAL Nine-inning no-hitter Nine-inning no-hitter (combined)	Casey Mize vs. Northeastern (3/9/18) Mike Mueller [2.0], Lee Carter [1.0], Brandon Channell [1.0], Reid Price [1.0], Andrew Skinner [1.0], Arnold Hughey [1.0], Ken Clayton [1.0], Cory Duedeit [0.2], Sean Jones [0.1] vs. UAB (3/19/02)
Seven-inning no-hitter	Jason Johnson vs. LaGrange College (4/30/91)
Nine-inning perfect game Seven-inning perfect game	Eric Brandon vs. Murray State (3/2/02) Jason Johnson vs. LaGrange College (4/30/91)
Nine-inning one-hitter (individual) Nine-inning one-hitter (combined)	Keegan Thompson vs. Presbyterian (3/1/14) Tanner Burns [7.0], Cody Greenhill [2.0] vs. Chicago State (3/6/20)
Five-inning one-hitter	Kevin Davis [3.2], Jacob Milliman [1.1], vs. Radford (2/22/15)
Nine-inning two-hitter	Tanner Burns [9.0] vs. Cincinnati (3/1/19)
Complete game Complete game shutout Consecutive complete games	Drew Nelson vs. North Alabama [7] (3/28/23) Jack Owen vs. UTSA (3/9/19) K. Thompson vs. Arkansas & LSU (4/4 & 4/11/15)
Struck out 10 batters Struck out 11 batters Struck out 12 batters Struck out 13 batters Struck out 15 batters	10 by Tommy Vail vs. Mississippi State (4/21/23) 11 by Jordan Armstrong vs. Yale (2/25/22) 12 by Casey Mize at Kentucky (3/23/18) 13 by Casey Mize vs. Texas A&M (3/16/18) 15 by Tanner Burns vs. Cincinnati (3/1/19)
TEAM Struck out 15+ batters Struck out 20+ batters	16, Bright [8], Sheehan [3], Burkhalter [5] vs. Stanford (6/20/22) 20, Fuller [4], Watson [4], Anderson [3], Greenhill [4], Skipper [3], Wade [2] vs. #9 Arkansas (4/5/19) vs. Ga State, at Missouri (4/5-7/16) 2-0 vs. South Carolina (4/24/22) 16-0 / 12-0 [7] vs. Rhode Island (3/5/22) 2-0 vs. UTSA / 5-0 vs. UTSA (3/6-9/19) 2-0 vs. South Carolina (4/24/22) 3-0 at Missouri (5/21/21) 5-0 and 4-0 at Miss. State (3/27-28/15) 5-0 and 4-0 at Miss. State (3/27-28/15)
Struck out 15 batters consecutive games Shut out an opponent Consecutive shutouts Three straight shutouts Shut out an SEC opponent Shut out an SEC opponent on the road Consecutive SEC shutouts Consecutive SEC shutouts on the road	2-0 vs. UT Martin / 6-0 vs. UTSA (3/6-9/19) 2-0 vs. South Carolina (4/24/22) 3-0 at Missouri (5/21/21) 3-0 at Missouri (5/21/21) 3-0 at Missouri (5/21/21) 3-0 at Missouri (5/21/21) 3-0 at Missouri (5/21/21) 3-0 at Missouri (5/21/21)
Was shut out Was held to one hit Was no hit	3-0 vs. #1 LSU (5/5/23) vs. #24 Missouri (4/1/18) vs. #13 Arkansas (5/25/17)
FIELDING SUPERLATIVES 2 errors in a game 3 errors in a game 4 errors in a game	Jake Wyandt vs. #1 Ole Miss (3/17/22) Luke Jarvis vs. Presbyterian (3/11/17) Brett Burnham at Alabama (4/5/00)
3 double plays turned in a game 4 double plays turned in a game 5 double plays turned in a game	vs. Samford (4/18/23) at #1 Arkansas (4/3/21) never
Triple play (Auburn) Triple play (Opponent)	vs. Memphis (5/22/78) at Florida [4th] (3/15/08)
Threw a runner out at HP to end game	Bryson Ware at Mississippi State (4/17/22)
MISC. SUPERLATIVES Won 10 or more consecutive games Won 15 or more consecutive games Won 8 or more consecutive SEC games Lost 5 or more consecutive games	15 (2/24-3/22/19) 15 (2/24-3/22/19) 9 (4/1-21/95) 5 (4/2-11/21)
Home winning streak Road winning streak Season-opening winning streak	21 (1964-66) 14 (1967/1995) 17 (2/7-3/5/97)
Extra-innings victory Extra-innings loss	7-6, vs. Georgia [11 inn] (3/23/23) 8-12, at Georgia Tech [10 inn] (4/11/23)
Swept a 3-game series Swept a road series Swept a road SEC series Swept a SEC series Swept a 4-game series Swept a doubleheader	vs. Lipscomb (3/3-5/23) at Alabama (4/20-21/18) at Alabama (4/20-21/18) vs. South Carolina (4/22-24/22) Rhode Island (3/4-6/22) Rhode Island (3/5/22)
Allowed 3 runs or fewer in a three-game series Allowed 3 runs or fewer in a four-game series Allowed 3 runs or fewer in a SEC series Allowed 4 runs or fewer in a series Allowed 4 runs or fewer in a SEC series Allowed 3 runs or fewer in a road series Allowed 3 runs or fewer in a SEC road series	2, vs. Chicago State (3/6-8/20) 3, vs. Rhode Island (3/4-6/22) 3, vs. Miss. State (3/27-29/15) 3, vs. UTSA (3/8-9/19) 4, vs. Georgia (4/23-25/15) 3, vs. Miss. State (3/27-29/15) 3, vs. Miss. State (3/27-29/15)
Overcome a deficit of 7+ runs	7 runs, [0-7] vs. Mississippi State (4/23/23)
Won a 1-0 game Lost a 1-0 game	vs. Mercer (5/30/15) [NCAA Regional] vs. Ohio State (2/15/14)
Walk-off win Walk-off loss	vs. Mississippi State [9 inn.] (4/23/23) at Georgia Tech [10 inn.] (4/11/23)

HITTER PROFILES

31 • MIKE BELLO OF

6-0 • 203 • SO • Oak Ridge, NJ • Pope John XXIII

CAREER STATISTICS

YEAR	AVG	GP-GS	AB	R	H	2B	3B	HR	RBI	SB-A
2022	.253	43-27	99	18	25	4	0	1	12	1-1
2023	.161	15-5	31	4	5	0	0	0	3	0-0
TOTAL	.231	58-32	130	22	30	4	0	1	15	1-1

SEASON HIGHS

AB: 4, three times
 R: 2, vs. USC (2/26)
 H: 2, vs. GT (3/14)
 2B: --
 HR: --
 RBI: 1, three times

CAREER HIGHS

5, two times
 4, two times
 3, two times
 1, four times
 1, at Texas A&M (3/26/22)
 2, three times

6 • RYAN DYAL C

5-10 • 197 • R-JR • Senoia, GA • East Coweta

CAREER STATISTICS

YEAR	AVG	GP-GS	AB	R	H	2B	3B	HR	RBI	SB-A
2021	.200	31-22	70	18	14	2	0	3	7	1-1
2022	.217	32-27	92	23	20	4	0	4	26	0-0
2023	.222	12-7	27	4	6	0	0	0	3	0-0
TOTAL	.212	75-56	189	45	40	6	0	7	36	1-1

SEASON HIGHS

AB: 5, vs. Southeastern (3/10)
 R: 2, vs. FAMU (3/1)
 H: 1, six times
 2B: --
 HR: --
 RBI: 1, three times

CAREER HIGHS

5, five times
 3, two times
 2, seven times
 1, six times
 1, seven times
 4, vs. Rhode Island (3/6/22)

7 • COLE FOSTER IF

6-1 • 193 • JR • Plano, TX • Plano Senior

- Is hitting .421 (16-for-38) in midweek games
- Became the first Auburn player with four hits in back-to-back games (at JSU/vs. SLU) since 2010
- Ranked by D1 Baseball as the No. 12 SS in the country
- Named to the Brooks Wallace Award Watch List

CAREER STATISTICS

YEAR	AVG	GP-GS	AB	R	H	2B	3B	HR	RBI	SB-A
2021	.292	15-4	24	5	7	3	0	0	1	0-0
2022	.272	52-51	169	40	46	11	0	9	47	2-4
2023	.314	44-44	175	43	55	11	0	7	35	3-5
TOTAL	.291	112-100	371	88	108	25	0	16	83	5-9

SEASON HIGHS

AB: 6, at Georgia Tech (4/11)
 R: 3, five times
 H: 4, two times
 2B: 1, 11 times
 HR: 1, seven times
 RBI: 4, vs. Southeastern (3/10)

CAREER HIGHS

6, two times
 4, vs. Southeastern (6/3/22)
 4, three times
 2, vs. Stanford (6/20/22)
 3, vs. Southeastern (6/3/22)
 9, vs. Southeastern (6/3/22)

1 • CADEN GREEN IF

5-11 • 164 • JR • Tulsa, OK • Seminole State

- Capped off Auburn's 6-run first inning vs. LSU (5/7) with a two-RBI single, matching his season high for RBI
- Has started in 26 straight games at 2B

CAREER STATISTICS

YEAR	AVG	GP-GS	AB	R	H	2B	3B	HR	RBI	SB-A
2021*	.448	39-9	125	38	56	16	2	9	44	8-11
2022*	.425	48-9	181	66	77	22	2	13	49	12-16
2023	.210	42-39	119	20	25	4	0	2	15	2-3
TOTAL	.372	129-39	425	124	158	42	4	24	108	22-30

SEASON HIGHS

AB: 6, vs. GT (3/14)
 R: 2, three times
 H: 2, five times
 2B: 1, four times
 HR: 1, two times
 RBI: 2, two times

CAREER HIGHS

6, three times
 4, vs. Rose State (3/5/22)
 5, at Western OK State (3/29/22)
 2, seven times
 1, 24 times
 5, vs. Murray State (1/31/21)

2 • JOSH HALL OF

5-9 • 174 • GR • Homewood, AL • Ole Miss

- Entered as a pinch runner and scored the game-winning run in the finale vs. Miss State (4/23)

CAREER STATISTICS

YEAR	AVG	GP-GS	AB	R	H	2B	3B	HR	RBI	SB-A
2019*	.171	54-9	35	12	6	0	1	1	7	10-11
2021	.326	20-10	43	10	14	2	2	0	9	5-6
2022	.269	18-6	26	5	7	1	0	0	2	1-1
2023	.267	20-3	15	5	4	0	0	0	4	1-1
AU	.298	58-19	84	20	25	3	2	0	15	7-8
TOTAL	.260	113-28	119	32	31	3	3	1	22	17-19

SEASON HIGHS

AB: 5, vs. GT (3/14)
 R: 2, vs. FAMU (3/1)
 H: 3, vs. GT (3/14)
 2B: --
 HR: --
 RBI: 2, two times

CAREER HIGHS

5, three times
 3, vs. AAMU (2/23/21)
 3, two times
 1, three times
 1, vs. Ark-Pine Bluff (3/20/19)
 3, vs. AAMU (2/23/21)

16 • CAM HILL IF

6-4 • 219 • JR • Madison, AL • Bob Jones

CAREER STATISTICS

YEAR	AVG	GP-GS	AB	R	H	2B	3B	HR	RBI	SB-A
2021	.270	35-30	111	19	30	6	1	5	22	0-0
2022	.278	39-26	108	16	30	7	0	1	19	0-1
2023	.200	10-4	15	1	3	0	0	0	2	0-0
TOTAL	.269	84-60	234	36	63	13	1	6	43	0-1

SEASON HIGHS

AB: 3, vs. UNA (2/21)
 R: 1, vs. UNA (2/21)
 H: 1, three times
 2B: --
 HR: --
 RBI: 2, vs. UNA (2/21)

CAREER HIGHS

5, six times
 4, at Missouri (5/20/21)
 3, four times
 2, vs. Texas A&M (5/16/21)
 1, six times
 4, vs. Boston College (3/6/21)

5 • KASON HOWELL OF

6-0 • 178 • 5th • Argyle, TX • Liberty Christian

- Hit two triples and matched a career high with 5 RBI in the series finale vs. LSU (5/7)
- Became the first Auburn player with two triples in a SEC game since 1999
- Is the NCAA active leader in career doubles (67) and ranks 3rd in Auburn history in the category
- Has started 235 career games, including 159 of the last 160 dating back to 2021

CAREER STATISTICS

YEAR	AVG	GP-GS	AB	R	H	2B	3B	HR	RBI	SB-A
2019	.262	63-63	225	31	59	10	0	0	28	14-16
2020	.359	11-10	39	8	14	7	0	0	6	0-0
2021	.260	52-51	177	29	46	12	0	8	30	8-13
2022	.287	65-65	251	50	72	19	2	2	35	11-13
2023	.270	46-46	178	32	48	19	3	4	32	5-5
TOTAL	.275	237-235	870	150	239	67	5	14	131	38-47

SEASON HIGHS

AB: 7, vs. GT (3/14)
 R: 3, two times
 H: 3, three times
 2B: 3, vs. Lipscomb (3/3)
 HR: 1, four times
 RBI: 5, vs. LSU (5/7)

CAREER HIGHS

7, vs. GT (3/14/23)
 3, six times
 4, vs. Florida State (6/4/22)
 3, two times
 2, two times
 5, two times

18 • IKE IRISH DH/C

6-2 • 202 • FR • Hudsonville, MI • St. Mary's Prep

- Hitting .449 (22-for-49) in midweek games
- Tied with Kason Howell for the SEC lead with 19 2B
- Ranked 5th among freshmen nationally in hits (69)
- Leads the team with 23 multi-hit games

CAREER STATISTICS

YEAR	AVG	GP-GS	AB	R	H	2B	3B	HR	RBI	SB-A
2023	.359	47-47	192	38	69	19	1	3	41	2-2

SEASON HIGHS

AB: 6, vs. GT (3/14)
 R: 3, three times
 H: 4, two times
 2B: 2, two times
 HR: 1, three times
 RBI: 5, vs. North Alabama (3/28)

CAREER HIGHS

6, vs. GT (3/14/23)
 3, three times
 4, two times
 2, two times
 1, three times
 5, vs. North Alabama (3/28/23)

14 • JUSTIN KIRBY OF

5-11 • 203 • GR • Alpharetta, GA • Kent State

- Drove in a pair of runs on two sac flies vs. Troy (4/25)
- His first six hits of the season were HRs

CAREER STATISTICS

YEAR	AVG	GP-GS	AB	R	H	2B	3B	HR	RBI	SB-A
2019*	.313	42/37	147	42	46	14	2	9	30	9-11
2020*	.189	12/12	37	3	7	3	0	0	2	0-0
2021*	.301	48/43	146	31	44	8	1	5	25	10-10
2022*	.323	53/51	198	44	64	17	1	15	45	14-20
2023	.250	37-34	128	26	32	9	1	8	29	6-6
TOTAL	.293	192-177	656	146	192	51	5	37	131	39-47

SEASON HIGHS

AB: 6, three times
 R: 3, two times
 H: 4, vs. GT (3/14)
 2B: 1, nine times
 HR: 2, vs. USC (2/26)
 RBI: 7, vs. USC (2/26)

CAREER HIGHS

6, eight times
 4, two times
 4, three times
 2, five times
 3, at Northern Illinois (4/19/22)
 7, vs. USC (2/26/23)

24 • NATE LARUE C

6-3 • 223 • SR • Mobile, AL • McGill-Tooless

- Is hitting .269 (7-for-26) and reaching base at a .424 clip the last three SEC series
- Leads the SEC in pickoffs (5) and is T-4th in runners caught stealing (6)

CAREER STATISTICS

YEAR	AVG	GP-GS	AB	R	H	2B	3B	HR	RBI	SB-A
2020	.294	8-3	17	6	5	1	0	0	2	0-0
2021	.219	16-10	32	8	7	2	0	2	5	0-0
2022	.211	52-42	152	19	32	8	0	6	34	2-2
2023	.156	38-36	109	12	17	1	0	3	11	4-6
TOTAL	.197	114-91	310	45	61	12	0	11	52	5-6

SEASON HIGHS

AB: 5, at Florida (3/31)
 R: 1, 12 times
 H: 2, two times
 2B: 1, at Florida (4/1)
 HR: 1, three times
 RBI: 2, two times

CAREER HIGHS

5, six times
 3, vs. Southeastern (6/3/22)
 3, at Texas A&M (3/27/22)
 2, vs. Arkansas (5/6/22)
 2, vs. Southeastern (6/3/22)
 5, at Texas A&M (3/27/22)

26 • COOPER McMURRAY IF

6-3 • 258 • R-SO • Tulsa, OK • Kansas

- Went 3-for-4 with 3 RBI in the series finale vs. LSU (5/7), driving in the run to put the run rule into effect
- Has 10 HR and 33 RBI in 25 games since returning from an ankle injury on Mar. 23
- Is 2nd in the league in SLG (.836), T-4th in OBP (.500), 6th in RBI (28) and T-7th in HR (9) in SEC play

CAREER STATISTICS

YEAR	AVG	GP-GS	AB	R	H	2B	3B	HR	RBI	SB-A
2022*	.248	42-33	113	16	28	6	0	9	19	0-0
2023	.309	32-30	97	27	30	4	0	12	39	0-0
TOTAL	.279	74-63	208	43	58	10	0	21	58	0-0

SEASON HIGHS

AB: 4, 11 times
 R: 3, two times
 H: 3, two times
 2B: 1, four times
 HR: 2, three times
 RBI: 5, vs. Miss State (4/23)

CAREER HIGHS

6, vs. Oklahoma (4/23/22)
 3, two times
 3, three times
 1, 10 times
 2, four times
 5, vs. Miss State (4/23/23)

11

29 • C. HERBERHOLZ RHP

5-11 • 197 • R-JR • Scottsboro, AL • Southern Union

- Leads the team and ranks 3rd in the league with a 2.45 ERA in SEC play
- Earned his first win and matched a season high with 5.0 IP in the series finale vs. LSU (5/7)
- Has posted a 2.00 ERA with 18 K in 18.0 IP as a starter in SEC play the last three weekends

CAREER STATISTICS

YEAR	ERA	W-L	G/S	IP	H	R	ER	BB	K	BAA
2020*	10.43	0-4	5/4	14.2	17	19	17	10	13	.288
2021*	13.50	0-0	1/0	0.2	0	1	1	1	1	.000
2022*	2.40	4-0	10/7	56.1	41	24	15	11	55	.179
2023	4.37	1-3	16/7	45.1	50	26	22	22	41	.289
TOTAL	4.23	5-7	32/18	117.0	108	70	55	44	111	--

SEASON HIGHS

IP: 5.0, two times
 H: 6, two times
 R: 4, vs. Lipscomb (3/4)
 ER: 4, vs. Lipscomb (3/4)
 K: 6, at S. Carolina (4/29)
 BB: 4, at S. Carolina (4/29)
 PC: 92, at S. Carolina (4/29)

CAREER HIGHS

7.2, at Beville State (4/15/22)
 7, vs. Shelton State (3/31/22)
 7, at Wallace State (3/24/22)
 6, at N.C. State (2/23/20)
 13, vs. Marion Military (3/17/22)
 4, two times
 92, at S. Carolina (4/29/23)

17 • TREVOR HORNE RHP

6-3 • 203 • R-FR • Phenix City, AL • Glenwood

- Made his third SEC appearance in the finale at SC (4/30)

CAREER STATISTICS

YEAR	ERA	W-L	G/S	IP	H	R	ER	BB	K	BAA
2023	9.64	0-1	9/0	9.1	11	10	10	6	9	.282

SEASON HIGHS

IP: 1.2, three times
 H: 3, two times
 R: 4, vs. Texas A&M (4/7)
 ER: 4, vs. Texas A&M (4/7)
 K: 3, vs. FAMU (3/1)
 BB: 3, vs. Texas A&M (4/7)
 PC: 40, vs. Texas A&M (4/7)

CAREER HIGHS

1.2, three times
 3, two times
 4, vs. Texas A&M (4/7/23)
 4, vs. Texas A&M (4/7/23)
 3, vs. FAMU (3/1/23)
 3, vs. Texas A&M (4/7/23)
 40, vs. Texas A&M (4/7/23)

43 • CHASE ISBELL RHP

6-2 • 210 • SR • Springville, AL • Samford

- Has the 2nd most appearances on the team (19)
- Pitched 1.2 scoreless IP in the opener vs. LSU (5/5)
- Earned a save in back-to-back appearances vs. USA (3/21) and UGA (3/24)
- Pitched an immaculate inning vs. UNA (2/21)

CAREER STATISTICS

YEAR	ERA	W-L	G/S	IP	H	R	ER	BB	K	BAA
2020*	3.38	1-0	5/0	5.1	3	4	2	7	6	.167
2021*	2.32	4-2	26/0	31.0	19	9	8	13	44	.173
2022	4.82	1-1	14/0	18.2	17	10	10	14	23	.243
2023	7.12	2-1	19/1	24.0	25	19	19	14	33	.269
AU	6.12	3-2	33/1	42.2	42	29	29	28	56	.258
TOTAL	4.44	8-4	64/1	79.0	64	42	39	48	106	--

SEASON HIGHS

IP: 3.1 vs. Lipscomb (3/4)
 H: 4, vs. Lipscomb (3/4)
 R: 4, vs. USC (2/26)
 ER: 4, vs. USC (2/26)
 K: 7, vs. Lipscomb (3/4)
 BB: 2, three times
 PC: 56, vs. Lipscomb (3/4)

CAREER HIGHS

3.1, vs. Lipscomb (3/4/23)
 5, vs. Vandy (4/9/22)
 5, at LSU (4/1/22)
 5, at LSU (4/1/22)
 7, vs. Lipscomb (3/4/23)
 3, at Samford (5/17/22)
 57, at ETSU (5/21/21)

47 • C. KESHOCK RHP

6-6 • 214 • FR • Spanish Fort, Ala. • Spanish Fort

- Logged a season-high 1.1 IP in the finale at SC (4/30)
- Retired the first four batters he faced in the outing, his first appearance since Mar. 25

CAREER STATISTICS

YEAR	ERA	W-L	G/S	IP	H	R	ER	BB	K	BAA
2023	42.43	0-0	4/0	2.1	9	11	11	2	2	.563

SEASON HIGHS

IP: 1.1, at S. Carolina (4/30)
 H: 4, vs. Georgia (3/25)
 R: 7, vs. Georgia (3/25)
 ER: 7, vs. Georgia (3/25)
 K: 1, two times
 BB: 1, two times
 PC: 19, at S. Carolina (4/30)

CAREER HIGHS

1.1, at S. Carolina (4/30/23)
 4, vs. Georgia (3/25/23)
 7, vs. Georgia (3/25/23)
 7, vs. Georgia (3/25/23)
 1, two times
 1, two times
 19, at S. Carolina (4/30/23)

22 • HAYDEN MURPHY RHP

6-3 • 185 • FR • Chula, GA • Tiftarea Academy

- Pitched a 1-2-3 9th inning in the opener vs. LSU (5/5)
- Made his first career start vs. Troy (4/25)
- Pitched a season-high 3.1 IP and earned his first career win in the midweek vs. Samford (4/18)

CAREER STATISTICS

YEAR	ERA	W-L	G/S	IP	H	R	ER	BB	K	BAA
2023	10.90	1-0	11/1	17.1	31	21	21	8	11	.388

SEASON HIGHS

IP: 3.1, vs. Samford (4/18)
 H: 7, vs. Texas A&M (4/7)
 R: 5, two times
 ER: 5, two times
 K: 2, four times
 BB: 2, two times
 PC: 64, vs. Texas A&M (4/7)

CAREER HIGHS

3.1, vs. Samford (4/18/23)
 7, vs. Texas A&M (4/7/23)
 5, two times
 5, two times
 2, four times
 2, two times
 64, vs. Texas A&M (4/7/23)

12 • DREW NELSON LHP

5-11 • 198 • FR • Troy, AL • Pike Liberal Arts

- Is 2-0 with a 1.35 ERA in 13.1 IP in midweek games
- Earned a 3.0-inning save in the finale vs. LSU (5/7), retiring the last nine batters he faced
- Pitched 1.2 scoreless IP vs. Samford (4/18)
- Pitched a 7.0 inning complete game vs. UNA (3/28)

CAREER STATISTICS

YEAR	ERA	W-L	G/S	IP	H	R	ER	BB	K	BAA
2023	6.21	2-3	15/4	29.0	21	21	20	19	28	.204

SEASON HIGHS

IP: 7.0, vs. North Alabama (3/28)
 H: 4, vs. USC (2/26)
 R: 4, two times
 ER: 4, two times
 K: 7, vs. North Alabama (3/28)
 BB: 3, four times
 PC: 93, vs. North Alabama (3/28)

CAREER HIGHS

7.0, vs. North Alabama (3/28/23)
 4, vs. USC (2/26/23)
 4, two times
 4, two times
 7, vs. North Alabama (3/28/23)
 3, four times
 93, vs. North Alabama (3/28/23)

44 • RYAN OLSON RHP

6-1 • 206 • FR • Auburn, AL • Auburn

- Made his SEC debut and recorded an out to end the 8th inning in the finale at SC (4/30)

CAREER STATISTICS

YEAR	ERA	W-L	G/S	IP	H	R	ER	BB	K	BAA
2023	18.00	0-0	4/0	2.0	6	4	4	2	3	.545

SEASON HIGHS

IP: 1.0, vs. FAMU (3/1)
 H: 3, vs. Southeastern (3/11)
 R: 3, vs. Southeastern (3/11)
 ER: 3, vs. Southeastern (3/11)
 K: 2, vs. FAMU (3/1)
 BB: 2, vs. Indiana (2/19)
 PC: 26, vs. FAMU (3/1)

CAREER HIGHS

1.0, vs. FAMU (3/1/23)
 3, vs. Southeastern (3/11/23)
 3, vs. Southeastern (3/11/23)
 3, vs. Southeastern (3/11/23)
 2, vs. FAMU (3/1/23)
 2, vs. Indiana (2/19/23)
 26, vs. FAMU (3/1/23)

20 • TOMMY SHEEHAN LHP

6-0 • 210 • Gr. • Brielle, NJ • Notre Dame

- Made his first app since Feb. 18 at UAB (4/4) and turned in 1.1 scoreless IP with 3 Ks
- Hasn't made an appearance since Apr. 15 at Alabama

CAREER STATISTICS

YEAR	ERA	W-L	G/S	IP	H	R	ER	BB	K	BAA
2018*	5.74	2-4	14/14	62.2	62	43	40	41	27	.264
2019*	4.58	5-6	15/15	92.1	100	62	47	23	62	.268
2020*	2.70	3-0	4/4	23.1	18	7	7	5	22	.202
2021*	6.75	0-1	2/2	8.0	10	6	6	5	10	.303
2022	4.28	2-0	16/3	33.2	25	18	16	22	29	.207
2023	13.50	0-1	4/1	2.2	3	4	4	6	6	.273
AU	4.95	2-1	20/4	36.1	28	22	20	28	35	.212
TOTAL	4.85	12-12	55/38	222.2	218	140	120	102	156	--

SEASON HIGHS

IP: 1.1, at UAB (4/4)
 H: 2, vs. Texas A&M (4/7)
 R: 3, vs. Texas A&M (4/7)
 ER: 3, vs. Texas A&M (4/7)
 K: 3, at UAB (4/4)
 BB: 3, vs. Texas A&M (4/7)
 PC: 36, vs. Texas A&M (4/7)

CAREER HIGHS

9.0, two times
 13, vs. North Carolina (4/13/19)
 11, vs. North Carolina (4/13/19)
 8, vs. North Carolina (4/13/19)
 9, at UAB (2/14/20)
 6, vs. Purdue (2/24/18)
 112, vs. North Carolina (4/13/19)

21 • TOMMY VAIL LHP

5-11 • 190 • Gr. • Seattle, WA • TCU/Notre Dame

- Auburn is 9-2 in games he has started
- Is 2-0 with a 1.31 ERA and 29 K in 20.2 IP over the last four SEC weekends
- His 48 K in SEC play are the 6th most in the league
- Earned the win in 5.0 IP in the opener at SC (4/28)
- Pitched 5.0 scoreless and struck out 10 in the opener vs. MSU (4/21), marking Auburn's first 10 K game in SEC play since 2019
- Turned in 6.2 scoreless IP in the opener at Alabama - marking the team's first quality start in SEC play

CAREER STATISTICS

YEAR	ERA	W-L	G/S	IP	H	R	ER	BB	K	BAA
2018*	3.90	3-2	27/1	27.2	24	16	12	24	30	.231
2019*	3.27	3-2	25/2	44.0	24	19	16	26	61	.157
2020*	2.08	3-0	7/0	17.1	5	6	4	3	24	.086
2021*	DNP-INJURED									
2022*	3.65	1-0	13/0	12.1	9	5	5	6	15	.205
2023	3.68	4-1	13/11	51.1	34	23	21	35	66	.189
TOTAL	3.42	13-5	85/14	152.2	96	69	58	94	196	--

SEASON HIGHS

IP: 6.2, at Alabama (4/14)
 H: 7, vs. Georgia (3/23)
 R: 5, two times
 ER: 5, vs. Texas A&M (4/7)
 K: 10, vs. Miss State (4/21)
 BB: 6, at S. Carolina (4/28)
 PC: 97, at Alabama (4/14)

CAREER HIGHS

6.2, at Alabama (4/14/23)
 7, vs. Georgia (3/23/23)
 5, two times
 5, vs. Texas A&M (4/7/23)
 10, vs. Miss State (4/21/23)
 6, at S. Carolina (4/28/23)
 97, at Alabama (4/14/23)

3/5	LIPSCOMB (W,4-3)	-	-	1.2	3	1	1	0	0	0	2.45	28
3/11	SOUTHEASTERN (L, 3-8)	-	-	0.2	1	0	0	0	0	0	2.08	12
3/21	vs. South Alabama (W, 6-5)	-	-	2.0	3	2	2	1	0	1	4.26	32
4/2	at #2 Florida (L, 8-17)	-	-	1.0	3	5	5	2	2	2	9.82	22
4/7	TEXAS A&M (L, 6-12)	-	-	3.0	7	4	4	1	1	0	10.45	64
4/16	at Alabama (L, 1-6)	-	-	0.2	1	1	1	1	2	0	10.64	18
4/18	SAMFORD (W, 13-3 [8])	W	-	3.1	6	3	3	0	2	0	10.05	41
4/23	*TROY (L, 7-8)	-	-	2.0	5	5	5	2	2	2	11.57	57
5/5	vs. #1 LSU (L, 0-3)	-	-	1.0	0	0	0	0	2	0	10.90	11

DREW NELSON'S AUBURN APPEARANCES

2023 - FRESHMAN YEAR												
Date	Opp (Res.)	DEC	QS	IP	H	R	ER	BB	SO	HR	ERA	NP
2/19	*INDIANA (L, 2-11)	L	-	0.2	2	4	4	3	0	1	54.00	32
2/26	USC (T, 12-12)	-	-	1.2	4	4	4	0	1	0	30.86	26
3/11	SOUTHEASTERN (L, 7-8)	-	-	2.2	2	2	1	1	3	0	16.20	43
3/17	at #3 Arkansas (L, 2-7)	-	-	1.2	0	0	0	1	5	0	12.15	30
3/21	*vs. South Alabama (W, 6-5)	W	-	4.0	1	0	0	1	2	0	7.59	65
3/28	*NORTH ALABAMA (W, 14-1 [7])	W	X	7.0	3	1	1	1	7	0	5.09	93
4/2	at #2 Florida (L, 8-17)	L	-	1.0	1	3	3	3	1	0	6.27	29
4/6	TEXAS A&M (L, 5-9)	-	-	0.2	1	0	0	0	1	0	6.05	9
4/7	TEXAS A&M (L, 6-12)	-	-	2.1	0	0	0	3	2	0	5.40	39
4/15	*at Alabama (L, 2-4)	L	-	1.0	2	3	3	3	1	0	6.35	38
4/18	SAMFORD (W, 13-3 [8])	-	-	1.2	1	0	0	0	1	0	5.92	23
4/22	MISS STATE (L, 10-11)	-	-	1.0	1	2	2	2	1	1	6.39	19
4/23	TROY (L, 7-8)	-	-	0.2	1	1	1	1	0	0	6.58	14
4/30	*at #2 South Carolina (L, 7-8)	-	-	0.0	1	1	1	0	0	0	6.92	3
5/7	vs. #1 LSU (W, 12-2 [8])	S	-	3.0	1	0	0	0	3	0	6.21	40

RYAN OLSON'S AUBURN APPEARANCES

2023 - FRESHMAN YEAR												
Date	Opp (Res.)	DEC	QS	IP	H	R	ER	BB	SO	HR	ERA	NP
2/19	INDIANA (L, 2-11)	-	-	0.1	1	1	1	2	0	0	27.00	16
3/1	FLORIDA A&M (W, 18-8)	-	-	1.0	2	0	0	0	2	0	6.75	26
3/11	SOUTHEASTERN (L, 7-8)	-	-	0.1	3	3	3	0	1	0	21.60	10
4/30	*at #2 South Carolina (L, 7-8)	-	-	0.1	0	0	0	0	0	0	18.00	3

TOMMY SHEEHAN'S AUBURN APPEARANCES

2022 - FIFTH YEAR												
Date	Opp (Res.)	DEC	QS	IP	H	R	ER	BB	SO	HR	ERA	NP
2/18	*vs. Oklahoma (L, 0-3)	-	-	1.0	1	0	0	1	1	0	0.00	33
2/23	*TROY (W, 13-1)	-	-	3.0	1	1	1	3	1	0	2.25	43
3/6	RHODE ISLAND (W, 14-1)	S	-	3.0	0	0	0	1	5	0	1.29	47
3/13	MIDDLE TENNESSEE-G1 (W, 10-7) W	-	-	3.2	4	2	2	2	1	1	2.53	52
3/19	#1 OLE MISS (L, 2-15)	-	-	2.2	5	3	3	0	3	0	4.05	40
3/27	* at Texas A&M (W, 13-9)	-	-	1.0	3	5	5	4	0	0	6.91	38
4/9	#12 VANDERBILT (L, 4-19)	-	-	1.1	2	2	2	2	1	0	7.47	28
4/20	KENNESAW STATE (W, 14-1)	-	-	2.0	0	0	0	0	3	0	6.62	22
4/23	SOUTH CAROLINA (W, 8-6)	-	-	1.0	2	3	2	1	2	0	7.23	24
4/29	at #1 Tennessee (L, 4-170)	-	-	2.1	0	0	0	2	0	0	6.43	35
5/6	#3 ARKANSAS (L, 8-11)	-	-	1.0	1	0	0	0	0	0	6.14	19
5/8	#3 ARKANSAS (L, 4-7)	-	-	0.2	0	1	0	2	1	0	5.96	21
5/14	ALABAMA (W, 6-4)	-	-	4.0	1	0	0	1	4	0	5.06	65
5/20	at Kentucky (L, 1-5)	-	-	2.0	1	1	1	1	1	0	5.02	38
6/11	at #3 Oregon State (W, 7-5)	W	-	3.1	2	0	0	1	3	0	4.50	54
6/20	vs. #2 Stanford (W, 6-2)	-	-	1.2	2	0	0	1	3	0	4.28	33

2023 - SIXTH YEAR

Date	Opp (Res.)	DEC	QS	IP	H	R	ER	BB	SO	HR	ERA	NP
2/18	INDIANA (W, 6-1)	-	-	0.1	0	0	0	2	1	0	0.00	20
4/4	at UAB (L, 5-6)	-	-	1.1	1	0	0	0	3	0	0.00	19
4/7	*TEXAS A&M (L, 6-12)	L	-	0.2	2	3	3	3	2	0	11.57	36
4/15	at Alabama (L, 2-4)	-	-	0.1	0	1	1	1	0	0	13.50	10

TOMMY VAIL'S AUBURN APPEARANCES

2022 - SIXTH YEAR												
Date	Opp (Res.)	DEC	QS	IP	H	R	ER	BB	SO	HR	ERA	NP
2/18	INDIANA (W, 6-1)	-	-	2.0	0	0	0	0	1	0	0.00	27
2/25	USC (W, 12-6)	-	-	1.2	1	0	0	2	2	0	0.00	32
3/1	*FLORIDA A&M (W, 18-8)	W	-	4.0	0	0	0	2	6	0	0.00	58
3/7	*UAB (W, 4-1)	W	-	5.2	0	0	0	2	8	0	0.00	87
3/14	*GEORGIA TECH (W, 12-11 [12])	-	-	1.0	1	1	1	0	1	0	0.63	10
3/17	*at #3 Arkansas (L, 2-7)	L	-	3.1	2	4	4	4	4	1	2.55	63
3/23	*GEORGIA (W, 7-6 [11])	-	-	5.0	7	4	4	2	7	0	3.57	85
4/2	*at #2 Florida (L, 8-17)	-	-	4.2	2	5	4	5	6	0	4.28	92
4/7	*TEXAS A&M (W, 10-9)	-	-	3.1	6	5	5	4	2	2	5.28	80
4/14	*at Alabama (W, 8-4)	W	X	6.2	2	0	0	4	4	0	4.34	97
4/21	*MISS STATE (W, 2-1)	-	-	5.0	3	0	0	3	10	0	3.83	88
4/28	*at #2 South Carolina (W, 8-3)	W	-	5.0	4	2	2	6	7	0	3.80	96
5/6	* vs. #1 LSU (W, 8-6)	-	-	4.0	6	2	1	1	8	0	3.68	86

SUPERLATIVES AND MISCELLANEOUS NOTES

STARTS BY POSITION

STARTING PITCHER

Tommy Vail	11	9-2
Christian Herberholz	7	4-3
Zach Crotchfelt	6	3-3
Chase Allsup	4	2-2
Konner Copeland	4	2-2
Drew Nelson	4	2-2
Tanner Bauman	3	3-0
Will Cannon	3	1-2
John Armstrong	1	0-1
Jospeh Gonzalez	1	1-0
Chase Isbell	1	0-0-1
Hayden Murphy	1	0-1
Tommy Sheehan	1	0-1

CATCHER

Nate LaRue	36	19-16-1
Ryan Dyal	5	3-2
Carter Wright	5	5-0
Ike Irish	1	0-1

FIRST BASE

Cooper McMurray	30	16-13-1
Ike Irish	12	6-6
Cam Hill	3	3-0
Brody Wortham	2	1-1

SECOND BASE

Caden Green	36	20-15-1
Brody Moss	7	5-2
Bryson Ware	4	2-2

THIRD BASE

Bryson Ware	43	25-17-1
Gavin Miller	4	2-2

SHORTSTOP

Cole Foster	44	26-17-1
Caden Green	3	1-2

LEFT FIELD

Chris Stanfield	28	17-11
Bobby Peirce	17	8-8-1
Mike Bello	1	1-0
Josh Hall	1	1-0

CENTER FIELD

Kason Howell	46	26-19-1
Chris Stanfield	1	1-0

RIGHT FIELD

Justin Kirby	32	18-13-1
Bobby Peirce	13	8-5
Josh Hall	2	1-1

DESIGNATED HITTER

Ike Irish	34	21-12-1
Mike Bello	4	0-4
Bobby Peirce	4	3-1
Ryan Dyal	2	2-0
Justin Kirby	2	1-1
Cam Hill	1	0-1

2023 AUBURN & OPPONENT HIGHS

TEAM BATTING

	AUBURN	OPPONENT
Runs in a game	18, vs. FAMU [7] (3/1)	24, Georgia (3/25)
Runs in an inning	11 [1st], vs. FAMU [7] (3/1)	16 [8th], Georgia (3/25)
Most Hits in a game	20, vs. Georgia Tech (3/14)	22, Georgia Tech (3/14)
Fewest Hits in a game	3, at Arkansas (3/19)	3, two times
Hits in an inning	7, two times	8 [8th], Georgia (3/25)
2B in a game	8, vs. Lipscomb (3/4)	8, Georgia Tech (3/14)
3B in a game	2, vs. LSU (5/7)	1, three times
HR in a game	5, at SC (4/30)	4, two times
SB in a game	3, two times	5, Texas A&M (4/7)
LOB in a game	15, vs. Georgia Tech (3/14)	14, two times
K in a game	18, vs. LSU (5/5)	14, three times
BB in a game	14, vs. FAMU [7] (3/1)	14, Florida (4/2)

TEAM PITCHING

	AUBURN	OPPONENT
K in a game	14, three times	18, LSU (5/5)
BB in a game	14, at Florida (4/2)	14, FAMU (3/1)
Pitchers used	8, two times	10, Georgia Tech (4/11)
Total Quality Starts	2	8

TEAM FIELDING

	AUBURN	OPPONENT
Errors in a game	4, vs. USA (3/21)	3, four times
DP turned in a game	3, three times	5, Alabama (4/15)

IND. BATTING

	AUBURN	OPPONENT
Hits in a game	5, Peirce at GT (4/11)	5, two times
Runs in a game	4, Peirce vs. LSU (5/7)	5, Langford [UF] (4/2)
2B in a game	3, Howell vs. Lipscomb (3/3)	2, 13 times
3B in a game	2, Howell vs. LSU (5/7)	1, three times
HR in a game	2, six times	2, four times
RBI in a game	7, Kirby vs. USC (2/26)	8, Heyman [UF] (4/2)
XBH in a game	3, two times	3, two times
SB in a game	2, three times	2, two times
BB in a game	3, seven times	4, Seidl [UA] (4/16)
HBP in a game	2, two times	2, four times
K in a game	4, three times	4, Hines [MSU] (4/21)
Hitting Streak	18, Ware (3/14-4/14)	3, 29 times
Consec. G w/HR	4, two times	2, four times

IND. PITCHING

	AUBURN	OPPONENT
K by a starter	10, Vail vs. MSU (4/21)	15, Skenes [LSU] (5/5)
K by a reliever	7, Isbell vs. Lipscomb (3/4)	7, two times
BB by a starter	6, Vail at SC (4/28)	6, Waldrep [UF] (4/1)
BB by a reliever	3, 13 times	5, Langley [FAMU] (3/1)
IP by a starter	7.0, Nelson vs. UNA (3/28)	7.1, Skenes [LSU] (5/5)
IP by a reliever	4.2, Cannon at Arkansas (3/19)	4.1, Hunt [MSU] (4/22)

MISCELLANEOUS

	AUBURN
Biggest comeback win	7, two times
Biggest blown lead loss	5, two times
Largest margin of victory	13, vs. UNA [7] (3/28)
Largest margin of defeat	17, vs. Georgia (3/25)
Longest game, Time	4:33, vs. Georgia Tech (3/14)
Longest game, Time (9 inn)	3:49, vs. LSU (5/6)
Shortest game, Time (9 inn)	2:13, vs. UAB (3/7)
Longest game, Innings	12, vs. Georgia Tech (3/14)
Largest crowd, Home	4,096, 15 times
Largest crowd, Road	9,359, at Arkansas (3/18)
Largest crowd, Neutral	5,448, vs. UNA [7] (2/21)

STARTS BY ORDER

LEADOFF

Kason Howell	15	9-6
Cole Foster	14	5-9
Chris Stanfield	9	6-3
Bobby Peirce	7	5-1-1
Mike Bello	1	1-0
Josh Hall	1	1-0

2ND SPOT

Cole Foster	23	16-6-1
Bobby Peirce	14	5-9
Ike Irish	5	3-2
Brody Moss	2	2-0
Chris Stanfield	2	1-1
Mike Bello	1	0-1

3RD SPOT

Ike Irish	23	8-15
Justin Kirby	11	10-0-1
Bobby Peirce	9	6-3
Bryson Ware	4	3-1

CLEANUP

Bryson Ware	20	6-14
Ike Irish	19	16-2-1
Justin Kirby	3	2-1
Cooper McMurray	3	2-1

5TH SPOT

Bryson Ware	20	16-3-1
Justin Kirby	14	6-8
Cooper McMurray	11	3-8
Nate LaRue	2	2-0

6TH SPOT

Kason Howell	9	4-4-1
Cooper McMurray	9	6-3
Chris Stanfield	7	4-3
Ryan Dyal	6	4-2
Cole Foster	6	4-2
Justin Kirby	5	1-4
Bobby Peirce	4	3-1
Gavin Miller	1	1-0

7TH SPOT

Kason Howell	20	11-9
Chris Stanfield	11	7-4
Cooper McMurray	3	2-0-1
Gavin Miller	3	1-2
Caden Green	2	1-1
Cam Hill	2	2-0
Bryson Ware	2	1-1
Ryan Dyal	1	1-0
Cole Foster	1	1-0
Justin Kirby	1	0-1
Brody Moss	1	0-1

8TH SPOT

Nate LaRue	22	10-11-1
Caden Green	10	6-4
Carter Wright	4	4-0
Mike Bello	2	0-2
Josh Hall	2	1-1
Cam Hill	2	1-1
Cooper McMurray	2	2-0
Brody Wortham	2	2-0
Bryson Ware	1	1-0

9TH SPOT

Caden Green	27	14-12-1
Nate LaRue	12	7-5
Brody Moss	4	3-1
Kason Howell	2	2-0
Mike Bello	1	0-1
Carter Wright	1	1-0

PITCHING NOTES

2023 BULLPEN BY NUMBERS

Total App.....	161
Saves/Opp.....	13/14
IR/IRS.....	174/73
BA Against.....	.288
ERA.....	6.62

SAVES/OPP

Will Cannon.....	5/6
Chase Allsup.....	2/2
John Armstrong.....	2/2
Chase Isbell.....	2/2
Parker Carlson.....	1/1
Drew Nelson.....	1/1

INHERITED RUNNERS/SCORED

Chase Allsup.....	13/6
John Armstrong.....	30/6
Tanner Bauman.....	12/4
Will Cannon.....	21/12
Parker Carlson.....	24/11
Konner Copeland.....	7/5
Zach Crotchfelt.....	7/0
Christian Herberholz.....	12/5
Trevor Horne.....	8/3
Chase Isbell.....	19/7
Cameron Keshock.....	3/2
Hayden Murphy.....	10/7
Drew Nelson.....	6/5
Ryan Olson.....	2/0

1ST BATTER FACED/RETIRED

Chase Allsup.....	12/6
John Armstrong.....	19/14
Tanner Bauman.....	14/8
Will Cannon.....	15/8
Parker Carlson.....	15/9
Konner Copeland.....	9/4
Zach Crotchfelt.....	7/5
Christian Herberholz.....	9/6
Trevor Horne.....	9/6
Chase Isbell.....	18/10
Cameron Keshock.....	4/1
Hayden Murphy.....	10/7
Drew Nelson.....	11/4
Ryan Olson.....	4/2
Tommy Sheehan.....	3/2
Tommy Vail.....	2/1

RELIEF ERA

Tommy Vail.....	0.00
John Armstrong.....	4.50
Parker Carlson.....	4.50
Tommy Sheehan.....	4.50
Christian Herberholz.....	4.67
Will Cannon.....	4.80
Chase Isbell.....	5.62
Zach Crotchfelt.....	6.06
Drew Nelson.....	6.61
Chase Allsup.....	6.75
Tanner Bauman.....	7.06
Hayden Murphy.....	9.39
Trevor Horne.....	9.64
Konner Copeland.....	10.26
Ryan Olson.....	18.00
Cameron Keshock.....	42.43

2023 Auburn Baseball
Team Game-by-Game for Auburn (as of May 07, 2023)
Pitching (All games)

Date	Opponent	ip	h	r	er	bb	so	2b	3b	hr	wp	bk	hbp	dp	lbb	score	w-l	sv	era
Feb 17	INDIANA	9.0	5	4	3	4	12	0	0	1	0	0	3	0	0	8-4	1-0	0	3.00
Feb 18	INDIANA	9.0	4	1	1	3	5	1	0	0	0	1	2	0	0	6-1	2-0	0	2.00
Feb 19	INDIANA	9.0	14	11	11	7	7	4	0	1	1	0	1	0	0	2-11	2-1	0	5.00
Feb 21	vs North Alabama	7.0	5	1	1	0	12	3	0	0	0	0	0	0	0	13-1	3-1	0	4.24
Feb 24	USC	9.0	8	3	3	6	6	2	1	0	0	1	1	1	0	5-3	4-1	1	3.98
Feb 25	USC	9.0	9	6	5	7	8	2	0	1	0	0	1	0	1	12-6	5-1	2	4.15
Feb 26	USC	9.0	15	12	12	4	6	5	0	2	2	0	1	0	0	12-12	5-1	2	5.31
Mar 01	FLORIDA A&M	7.0	7	8	6	5	14	0	0	1	0	0	1	0	0	18-8	6-1	2	5.56
Mar 03	LIPSCOMB	9.0	7	3	3	3	14	2	0	3	0	0	1	1	0	7-3	7-1	3	5.26
Mar 04	LIPSCOMB	9.0	16	11	11	3	11	1	0	4	0	0	0	0	0	12-11	8-1	3	5.86
Mar 05	LIPSCOMB	9.0	6	3	3	4	7	0	0	1	3	0	1	0	0	4-3	9-1	3	5.59
Mar 07	UAB	9.0	3	1	1	3	11	0	0	0	1	0	0	0	0	4-1	10-1	4	5.19
Mar 08	at Jacksonville Stat	9.0	7	3	2	4	13	3	0	0	2	0	0	0	0	6-3	11-1	5	4.94
Mar 10	SOUTHEASTERN	9.0	7	1	1	3	7	1	0	0	1	0	4	0	0	7-1	12-1	6	4.65
Mar 11	SOUTHEASTERN	9.0	14	8	6	4	9	1	0	1	1	0	0	1	0	3-8	12-2	6	4.74
Mar 11	SOUTHEASTERN	9.0	13	8	7	3	9	4	0	0	2	0	2	0	0	7-8	12-3	6	4.89
Mar 14	GEORGIA TECH	12.0	22	11	11	1	12	8	0	0	0	0	1	2	0	12-11	13-3	6	5.15
*Mar 17	at Arkansas	8.0	8	7	6	7	11	1	0	1	0	0	1	0	0	2-7	13-4	6	5.23
*Mar 18	at Arkansas	8.0	9	9	6	3	9	3	0	1	0	0	1	0	0	3-9	13-5	6	5.30
*Mar 19	at Arkansas	8.0	9	5	5	3	8	2	0	1	0	0	3	2	0	0-5	13-6	6	5.32
Mar 21	vs South Alabama	9.0	6	5	5	3	4	0	0	3	2	0	1	0	0	6-5	14-6	7	5.30
*Mar 23	GEORGIA	11.0	10	6	6	4	10	3	0	0	1	0	0	0	0	7-6	15-6	7	5.28
*Mar 24	GEORGIA	9.0	10	3	2	5	7	2	0	1	2	0	2	1	0	6-3	16-6	8	5.14
*Mar 25	GEORGIA	8.0	20	24	22	9	10	3	0	3	2	0	2	0	0	7-24	16-7	8	5.87
Mar 28	NORTH ALABAMA	7.0	3	1	1	1	7	1	0	0	0	0	0	0	0	14-1	17-7	8	5.73
*Mar 31	at Florida	9.0	6	1	1	6	7	2	0	0	0	0	3	2	0	10-1	18-7	8	5.54
*Apr 1	at Florida	8.0	19	12	9	4	7	2	1	1	1	0	1	0	0	5-12	18-8	8	5.70
*Apr 02	at Florida	8.0	12	17	16	13	12	4	0	2	0	0	3	0	1	8-17	18-9	8	6.10
Apr 04	at UAB	8.1	11	6	6	5	9	1	0	0	2	0	1	0	1	5-6	18-10	8	6.11
*Apr 06	TEXAS A&M	9.0	11	9	9	5	9	3	0	3	3	0	1	1	0	5-9	18-11	8	6.21
*Apr 07	TEXAS A&M	9.0	12	9	9	13	8	1	0	3	1	1	0	3	0	10-9	19-11	9	6.30
*Apr 07	TEXAS A&M	9.0	14	12	11	12	7	2	0	0	4	0	0	3	0	6-12	19-12	9	6.45
Apr 11	at Georgia Tech	9.2	12	12	12	10	3	0	3	1	0	0	1	2	1	8-12	19-13	9	6.61
*Apr 14	at Alabama	9.0	5	4	4	8	7	0	0	0	0	0	3	1	0	8-4	20-13	9	6.53
*Apr 15	at Alabama	8.0	5	4	4	8	5	2	0	0	0	0	3	2	0	2-4	20-14	9	6.48
*Apr 16	at Alabama	8.0	9	6	6	6	7	1	1	0	0	0	1	0	0	1-6	20-15	9	6.49
Apr 18	SAMFORD	8.0	9	3	3	3	10	3	0	0	1	0	1	3	0	13-3	21-15	10	6.41
*Apr 21	MISSISSIPPI STAT	9.0	4	1	1	7	14	1	0	0	0	1	0	2	0	2-1	22-15	11	6.26
*Apr 22	MISSISSIPPI STAT	9.0	10	11	11	7	9	0	0	4	2	0	2	1	0	10-11	22-16	11	6.39
*Apr 23	MISSISSIPPI STAT	9.0	13	11	8	6	5	5	0	1	1	0	0	0	0	12-11	23-16	11	6.43
Apr 25	TROY	9.0	9	8	8	8	8	0	0	2	0	1	2	1	0	7-8	23-17	11	6.47
*Apr 28	at South Carolina	9.0	9	3	3	7	9	3	0	0	2	0	1	2	0	8-3	24-17	11	6.38
*Apr 29	at South Carolina	9.0	6	5	5	6	11	4	0	1	0	0	1	2	0	9-5	25-17	11	6.35
*Apr 30	at South Carolina	8.0	11	8	7	8	9	0	0	1	0	0	1	0	0	7-8	25-18	11	6.38
*May 05	LSU	9.0	5	3	3	5	7	0	0	1	0	1	1	0	1	0-3	25-19	11	6.30
*May 06	LSU	9.0	12	6	5	14	4	0	1	0	0	3	0	0	0	8-6	26-19	12	6.28
*May 07	LSU	8.0	6	2	1	2	7	2	0	1	0	0	1	0	0	12-2	27-19	13	6.18
Totals		411.0	447	308	282	255	420	95	3	49	38	4	56	35	5	339-308	27-19	13	6.18

AUBURN STARTING PITCHER BREAKDOWN

Starter	GS	Quality Starts	Run Support	RS/Start	Auburn Record
Vail	11	1	50	4.6	9-2
Herberholz	7	--	32	4.6	4-3
Crotchfelt	6	--	7	1.2	3-3
Allsup	4	--	2	0.5	2-2
Copeland	4	--	9	2.3	2-2
Nelson	4	1	19	4.8	2-2
Bauman	3	--	4	1.3	3-0
Cannon	3	--	18	6.0	1-2
Armstrong	1	--	3	3.0	0-1
Gonzalez	1	--	4	4.0	1-0
Murphy	1	--	6	6.0	0-1
Isbell	1	--	0	0.0	0-0-1
Sheehan	1	--	0	0.0	0-1

Auburn Overall Rankings

Category	Rank	No.
ERA	12th	6.18
Opp BA	14th	.278
Hits Allowed	14th	447
Walks	13th	255
Strikeouts	12th	420

Auburn SEC-Only Rankings

Category	Rank	No.
ERA	9th	6.92
Opp BA	13th	.288
Hits Allowed	12th	235
Walks	14th	159
Strikeouts	7th	209

AUBURN PITCHING BREAKDOWN

	W-L	ERA	IP	H	R	ER	BB	K	HR	AVG	W-L	ERA	IP	H	R	ER	BB	K	HR	AVG	
STARTERS	9-11	5.48	161.0	164	110	98	100	170	24	.262	HOME	20-9	6.18	268.0	298	200	184	152	270	35	.282
RELIEVERS	18-8	6.62	250.0	283	198	184	155	250	25	.288	ROAD	5-10	6.52	127.0	138	102	92	100	134	11	.280
TOTALS	27-19	6.18	411.0	447	308	282	255	420	49	.278	NEUT.	2-0	3.38	16.0	11	6	6	3	16	3	.183

HITTING NOTES

2023 MULTI-HIT GAMES

	2	3	4	5+	Total
Ike Irish	15	6	2	-	23
Bryson Ware	12	6	-	-	18
Cole Foster	8	4	2	-	14
Bobby Peirce	9	3	1	1	14
Kason Howell	9	3	-	-	12
Chris Stanfield	10	-	-	-	10
Justin Kirby	7	-	1	-	8
Cooper McMurray	5	2	-	-	7
Caden Green	5	-	-	-	5
Nate LaRue	2	-	-	-	2
Mike Bello	1	-	-	-	1
Josh Hall	-	1	-	-	1
Gavin Miller	1	-	-	-	1
Brody Moss	1	-	-	-	1
Carter Wright	1	-	-	-	1

CAREER AUBURN MULTI-HIT GAMES

	2	3	4	5+	Total
Kason Howell	46	19	1	-	66
Bryson Ware	23	10	-	-	33
Cole Foster	15	6	3	-	24
Bobby Peirce	16	6	1	1	24
Ike Irish	15	6	2	-	23
Cam Hill	13	4	-	-	17
Nate LaRue	10	1	-	-	11
Chris Stanfield	10	-	-	-	10
Justin Kirby	7	-	1	-	8
Ryan Dyal	7	-	-	-	7
Josh Hall	5	2	-	-	7
Cooper McMurray	5	2	-	-	7
Mike Bello	4	2	-	-	6
Caden Green	5	-	-	-	5
Gavin Miller	1	-	-	-	1
Brody Moss	1	-	-	-	1
Carter Wright	1	-	-	-	1

2023 MULTI-RBI GAMES

	2	3	4	5+	Total
Bryson Ware	6	10	-	-	16
Cooper McMurray	7	4	1	1	13
Ike Irish	6	2	1	1	10
Cole Foster	7	1	1	-	9
Kason Howell	4	-	3	1	8
Justin Kirby	3	3	-	1	7
Chris Stanfield	6	-	-	-	6
Bobby Peirce	2	2	-	-	4
Caden Green	3	-	-	-	3
Josh Hall	2	-	-	-	2
Nate LaRue	2	-	-	-	2
Carter Wright	2	-	-	-	2
Cam Hill	1	-	-	-	1
Gavin Miller	1	-	-	-	1
Brody Moss	1	-	-	-	1
Brody Wortham	1	-	-	-	1

CAREER AUBURN MULTI-RBI GAMES

	2	3	4	5+	Total
Kason Howell	15	7	3	2	27
Bryson Ware	13	10	2	2	27
Cole Foster	12	3	2	1	18
Nate LaRue	11	1	-	1	13
Cooper McMurray	7	4	1	1	13
Bobby Peirce	8	4	-	-	12
Cam Hill	7	3	1	-	11
Ike Irish	6	2	1	1	10
Ryan Dyal	5	3	1	-	9
Justin Kirby	3	3	-	1	7
Chris Stanfield	6	-	-	-	6
Josh Hall	4	1	-	-	5
Mike Bello	3	-	-	-	3
Caden Green	3	-	-	-	3
Carter Wright	2	-	-	-	2
Gavin Miller	1	-	-	-	1
Brody Moss	1	-	-	-	1
Brody Wortham	1	-	-	-	1

CAREER AUBURN STARTS

	Career	Consec.
Kason Howell	235	34
Bryson Ware	107	47
Cole Foster	100	30
Nate LaRue	92	15
Bobby Peirce	74	26
Cam Hill	60	-
Ryan Dyal	56	-
Ike Irish	47	47
Justin Kirby	34	-
Mike Bello	32	-
Caden Green	39	26
Cooper McMurray	30	23
Chris Stanfield	29	6
Josh Hall	19	-
Brody Moss	7	-
Carter Wright	5	-
Gavin Miller	4	-
Brody Wortham	2	-

TEAM NOTES

Auburn Overall SEC Rankings			Auburn SEC-Only Rankings		
Category	Rank	No.	Category	Rank	No.
Avg.	8th	286	Avg.	13th	251
Hits	7th	457	Hits	10th	202
2B	T-4th	91	2B	T-13th	33
HR	T-10th	65	HR	T-7th	37
BB	9th	228	BB	12th	99

2023 AUBURN HOME RUNS

No.	Player (#)	Opponent (Date)	On	Outs	Inn.	Pitcher
1	Justin Kirby (1)	Indiana (2/17)	1	0	4	Levy (R)
2	Justin Kirby (2)	Indiana (2/19)	0	0	8	Kraft (L)
3	Bobby Peirce (1)	North Alabama (2/21)	0	1	5	Malecha (R)
4	Bryson Ware (1)	North Alabama (2/21)	1	0	6	Malecha (R)
5	Justin Kirby (3)	USC (2/24)	0	2	7	Blum (R)
6	Bryson Ware (2)	USC (2/25)	1	2	8	Wisch (R)
7	Cooper McMurray (1)	USC (2/25)	1	2	8	Wisch (R)
8	Bryson Ware (3)	USC (2/26)	0	2	1	Hammond (R)
9	Justin Kirby (4)	USC (2/26)	2	2	2	Hammond (R)
10	Justin Kirby (5)	USC (2/26)	3	0	5	Sodersten (R)
11	Justin Kirby (6)	Florida A&M (3/1)	2	0	1	Tease (R)
12	Cooper McMurray (2)	Florida A&M (3/1)	2	0	1	Tease (R)
13	Cole Foster (1)	Florida A&M (3/1)	2	0	1	Langely (R)
14	Bryson Ware (4)	Lipscomb (3/3)	0	0	4	Dunkleberger (L)
15	Bryson Ware (5)	Lipscomb (3/4)	1	0	8	Kantola (R)
16	Bryson Ware (6)	Lipscomb (3/5)	2	2	8	Thompson (L)
17	Bryson Ware (7)	UAB (3/7)	1	1	4	Haines (R)
18	Cole Foster (2)	Southeastern (3/10)	2	2	6	Robb (R)
19	Chris Stanfield (1)	Southeastern (3/11)	1	1	2	Kinzler (R)
20	Kason Howell (1)	Southeastern (3/11)	0	0	6	Landry (R)
21	Justin Kirby (7)	Georgia Tech (3/14)	1	0	5	Finateri (R)
22	Kason Howell (2)	at Arkansas (3/17)	0	2	3	Hollan (L)
23	Bryson Ware (8)	at Arkansas (3/18)	0	0	4	McEntire (R)
24	Bryson Ware (9)	at Arkansas (3/19)	0	0	6	McEntire (R)
25	Kason Howell (3)	vs. South Alabama (3/21)	2	1	3	Knowlton (R)
26	Caden Green (1)	Georgia (3/23)	0	1	5	Rhadans (R)
27	Bryson Ware (10)	Georgia (3/23)	0	0	6	Rhadans (R)
28	Ike Irish (1)	Georgia (3/24)	0	0	5	Woods (L)
29	Justin Kirby (8)	Georgia (3/24)	2	2	6	Woods (L)
30	Bryson Ware (11)	Georgia (3/25)	2	0	6	Rhadans (R)
31	Cole Foster (3)	North Alabama (3/28)	0	0	1	Brown (R)
32	Bryson Ware (12)	North Alabama (3/28)	0	2	3	Howard (R)
33	Ike Irish (2)	North Alabama (3/28)	2	1	5	Agosto (R)
34	Ike Irish (3)	at Florida (3/31)	1	1	1	Sproat (R)
35	Bryson Ware (13)	at Florida (3/31)	0	0	9	Jameson (R)
36	Bobby Peirce (2)	at Florida (4/1)	1	0	3	Waldrep (R)
37	Cooper McMurray (3)	at Florida (4/2)	0	0	2	Caglianone (L)
38	Caden Green (2)	at Florida (4/2)	1	0	4	Caglianone (L)
39	Bryson Ware (14)	at Florida (4/2)	2	2	5	Fisher (L)
40	Cooper McMurray (4)	Texas A&M (4/7)	2	2	1	Lamkin (L)
41	Cooper McMurray (5)	Texas A&M (4/7)	0	0	5	Sexton (R)
42	Bryson Ware (15)	at Georgia Tech (4/11)	1	0	9	Busse (R)
43	Chris Stanfield (2)	at Alabama (4/14)	1	2	2	Holman (R)
44	Cole Foster (4)	at Alabama (4/14)	1	1	9	Banks (R)
45	Bobby Peirce (3)	at Alabama (4/15)	0	1	7	Probst (R)
46	Cole Foster (5)	Samford (4/18)	0	0	3	Newman (R)
47	Cooper McMurray (6)	Samford (4/18)	0	1	7	Sanders (R)
48	Cooper McMurray (7)	Miss. State (4/21)	0	0	5	Smith (R)
49	Cooper McMurray (8)	Miss. State (4/22)	1	1	2	Holcombe (R)
50	Kason Howell (4)	Miss. State (4/22)	0	0	9	Hunt (R)
51	Cooper McMurray (9)	Miss. State (4/23)	2	1	4	Cijntje (L)
52	Cooper McMurray (10)	Miss. State (4/23)	1	0	6	Cijntje (L)
53	Nate LaRue (1)	Miss. State (4/23)	1	1	6	Hardin (R)
54	Bryson Ware (16)	Miss. State (4/23)	2	1	8	Dohm (R)
55	Cole Foster (6)	at S. Carolina (4/28)	1	2	4	Sanders (R)
56	Nate LaRue (2)	at S. Carolina (4/29)	0	0	2	Mahoney (R)
57	Bobby Peirce (4)	at S. Carolina (4/29)	0	2	2	Mahoney (R)
58	Cooper McMurray (11)	at S. Carolina (4/29)	1	1	5	Hicks (R)
59	Cooper McMurray (12)	at S. Carolina (4/29)	0	2	9	Austin (R)
60	Bryson Ware (17)	at S. Carolina (4/30)	1	2	1	Becker (L)
61	Cole Foster (7)	at S. Carolina (4/30)	0	2	1	Becker (L)
62	Nate LaRue (3)	at S. Carolina (4/30)	0	1	2	Becker (L)
63	Bryson Ware (18)	at S. Carolina (4/30)	0	0	6	Jones (R)
64	Bobby Peirce (5)	at S. Carolina (4/30)	0	0	9	Veach (R)
65	Bryson Ware (19)	vs. LSU (5/6)	0	1	7	Dutton (R)

AUBURN CAREER HOME RUN BREAKDOWN

	1R	2R	3R	GS	Career	Home	Road	Last
Bello	1	--	--	--	1	--	1	3/26/22
Dyal	3	3	--	1	7	6	1	3/17/22
Foster	7	4	4	1	16	10	6	4/30/23
Green	1	1	--	--	2	1	1	4/2/23
Hill	2	3	--	1	6	6	--	6/4/22
Howell	7	3	3	--	13	5	8	4/22/23
Irish	1	1	1	--	3	2	1	3/31/23
Kirby	2	2	3	1	8	8	--	3/24/23
LaRue	7	4	--	--	11	7	4	4/30/23
McMurray	5	4	3	--	12	9	3	4/29/23
Peirce	11	3	1	--	15	5	10	4/30/23
Stanfield	--	2	--	--	2	1	1	4/14/23
Ware	11	10	4	1	26	16	10	5/6/23

AUBURN HITTING STREAKS

	Current	'23	Career
Mike Bello	-	1	6
Ryan Dyal	-	3	4
Cole Foster	-	11	11
Caden Green	1	4	4
Josh Hall	-	1	4
Cam Hill	-	2	8
Kason Howell	1	8	9
Ike Irish	2	10	10
Justin Kirby	-	5	5
Nate LaRue	-	5	5
C. McMurray	1	7	7
Gavin Miller	-	2	2
Brody Moss	-	1	2
Bobby Peirce	2	11	11
Chris Stanfield	-	5	5
Bryson Ware	-	18	18
Brody Wortham	1	1	1
Carter Wright	1	2	2

AUBURN REACHED BASE STREAKS

	Current	'23	Career
Mike Bello	-	2	8
Ryan Dyal	-	3	15
Cole Foster	2	15	15
Caden Green	1	11	11
Josh Hall	-	1	5
Cam Hill	-	2	8
Kason Howell	1	17	23
Ike Irish	13	13	13
Justin Kirby	-	20	20
Nate LaRue	-	7	7
C. McMurray	1	14	14
Gavin Miller	-	4	4
Brody Moss	-	3	3
Bobby Peirce	2	20	20
Chris Stanfield	6	7	7
Bryson Ware	9	34	35
Brody Wortham	1	2	2
Carter Wright	1	5	5

BUNT HITS

Player	No.
Kason Howell	4
Ike Irish	4
Josh Hall	2
Bryson Ware	2
TOTAL	12

SAC BUNTS

Player	No.
Caden Green	4
Bryson Ware	3
Cole Foster	2
Chris Stanfield	2
Kason Howell	1
Justin Kirby	1
Nate LaRue	1
TOTAL	14

SAC FLIES

Player	No.
Bryson Ware	4
Ike Irish	4
Bobby Peirce	3
Kason Howell	2
Justin Kirby	2
Caden Green	2
Mike Bello	1
Cole Foster	1
Nate LaRue	1
Cooper McMurray	1
Brody Moss	1
Carter Wright	1
TOTAL	23

OUTFIELD ASSISTS

Player	No.
Bobby Peirce	6
Chris Stanfield	3
Kason Howell	2
Justin Kirby	2
Josh Hall	1
TOTAL	14

PINCH HITS

Player	No.
Chris Stanfield	3
Cooper McMurray	2
Gavin Miller	2
Mike Bello	1
Cam Hill	1
Brody Wortham	

AUBURN 2023 GAME-BY-GAME STARTING LINEUPS

DATE	OPP	1	2	3	4	5	6	7	8	9	SP
2/17	Indiana	Peirce	Foster	Irish	Kirby	LaRue	McMurray	Howell	Ware	Green	Allsup
2/18	Indiana	Peirce	Foster	Irish	Kirby	LaRue	Howell	Ware	Wortham	Green	Gonzalez
2/19	Indiana	Peirce	Foster	Irish	Kirby	McMurray	Howell	Ware	LaRue	Green	Nelson
2/21	vs. North Alabama	Peirce	Moss	Kirby	Irish	Ware	Dyal	Foster	Hill	Howell	Copeland
2/24	USC	Peirce	Moss	Kirby	Irish	Ware	Foster	Hill	LaRue	Howell	Allsup
2/25	USC	Peirce	Foster	Kirby	Irish	Ware	Howell	McMurray	LaRue	Moss	Herberholz
2/26	USC	Peirce	Foster	Kirby	Irish	Ware	Howell	McMurray	LaRue	Green	Isbell
3/1	Florida A&M	Hall	Foster	Kirby	Irish	Ware	Dyal	Howell	McMurray	Moss	Vail
3/3	Lipscomb	Howell	Foster	Kirby	Irish	Ware	Stanfield	McMurray	LaRue	Green	Bauman
3/4	Lipscomb	Howell	Foster	Kirby	Irish	Ware	Dyal	Stanfield	McMurray	Green	Herberholz
3/5	Lipscomb	Howell	Foster	Kirby	Irish	Ware	Stanfield	Hill	LaRue	Green	Crotchfelt
3/7	UAB	Howell	Foster	Kirby	Irish	Ware	Peirce	Stanfield	LaRue	Moss	Vail
3/8	at Jacksonville State	Bello	Foster	Kirby	Irish	Ware	Dyal	Stanfield	Wright	Green	Copeland
3/10	Southeastern	Howell	Foster	Kirby	Irish	Ware	Stanfield	Dyal	LaRue	Green	Bauman
3/11	Southeastern	Howell	Bello	Irish	Ware	Kirby	Stanfield	Moss	LaRue	Green	Crotchfelt
3/11	Southeastern	Howell	Stanfield	Irish	Ware	Kirby	Dyal	Miller	Hill	Green	Herberholz
3/14	Georgia Tech	Howell	Stanfield	Irish	Ware	Kirby	Miller	Green	Hall	LaRue	Vail
3/17	at Arkansas*	Howell	Foster	Irish	Ware	Kirby	Stanfield	Green	Hall	LaRue	Vail
3/18	at Arkansas*	Howell	Foster	Irish	Ware	Kirby	Dyal	Stanfield	Bello	Moss	Crotchfelt
3/19	at Arkansas*	Howell	Foster	Irish	Ware	Kirby	Stanfield	Miller	LaRue	Bello	Copeland
3/21	vs. South Alabama	Howell	Foster	Irish	Ware	Kirby	Stanfield	Miller	Wortham	Wright	Nelson
3/23	Georgia*	Howell	Foster	Ware	Irish	Kirby	Peirce	Stanfield	LaRue	Green	Vail
3/24	Georgia*	Howell	Foster	Ware	Irish	Kirby	Peirce	Stanfield	Wright	Green	Bauman
3/25	Georgia*	Howell	Foster	Ware	Irish	Kirby	Peirce	Stanfield	LaRue	Green	Crotchfelt
3/28	North Alabama	Foster	Peirce	Ware	Irish	Kirby	McMurray	Howell	Wright	Green	Nelson
3/31	at Florida*	Foster	Peirce	Irish	Ware	Kirby	McMurray	Howell	LaRue	Green	Cannon
4/1	at Florida*	Foster	Peirce	Irish	Ware	Kirby	McMurray	Howell	LaRue	Green	Armstrong
4/2	at Florida*	Foster	Peirce	Irish	Ware	Kirby	McMurray	Howell	LaRue	Green	Vail
4/4	at UAB	Foster	Peirce	Irish	Ware	McMurray	Kirby	Howell	LaRue	Green	Copeland
4/6	Texas A&M*	Foster	Peirce	Irish	Ware	McMurray	Kirby	Howell	LaRue	Green	Cannon
4/7	Texas A&M*	Foster	Peirce	Irish	Ware	McMurray	Howell	Stanfield	Wright	Green	Vail
4/7	Texas A&M*	Foster	Peirce	Irish	Ware	McMurray	Howell	Stanfield	Bello	Green	Sheehan
4/11	at Georgia Tech	Foster	Peirce	Irish	Ware	McMurray	Kirby	Howell	LaRue	Green	Allsup
4/14	at Alabama*	Foster	Peirce	Irish	Ware	McMurray	Howell	Stanfield	LaRue	Green	Vail
4/15	at Alabama*	Foster	Peirce	Irish	Ware	McMurray	Kirby	Howell	LaRue	Green	Nelson
4/16	at Alabama*	Foster	Peirce	Irish	Ware	McMurray	Howell	Stanfield	LaRue	Green	Herberholz
4/18	Samford	Foster	Peirce	Irish	Ware	McMurray	Kirby	Howell	LaRue	Green	Crotchfelt
4/21	Mississippi State	Stanfield	Foster	Peirce	Irish	Ware	McMurray	Howell	Green	LaRue	Vail
4/22	Mississippi State*	Stanfield	Foster	Peirce	Irish	Ware	McMurray	Howell	Green	LaRue	Herberholz
4/23	Mississippi State*	Stanfield	Foster	Peirce	Irish	Ware	McMurray	Howell	Green	LaRue	Crotchfelt
4/25	Troy	Foster	Peirce	Irish	Ware	McMurray	Howell	Kirby	Green	LaRue	Murphy
4/28	at South Carolina*	Stanfield	Irish	Peirce	McMurray	Ware	Foster	Howell	Green	LaRue	Vail
4/29	at South Carolina*	Stanfield	Irish	Peirce	McMurray	Ware	Foster	Howell	Green	LaRue	Herberholz
4/30	at South Carolina*	Stanfield	Irish	Peirce	McMurray	Ware	Foster	Howell	Green	LaRue	Cannon
5/5	LSU*	Stanfield	Irish	Peirce	McMurray	Ware	Foster	Howell	Green	LaRue	Allsup
5/6	LSU*	Stanfield	Irish	Peirce	McMurray	Ware	Foster	Howell	Green	LaRue	Vail
5/7	LSU*	Stanfield	Foster	Peirce	Irish	Ware	McMurray	Howell	Green	LaRue	Herberholz
5/11	at Ole Miss*										
5/12	at Ole Miss*										
5/13	at Ole Miss*										
5/16	Jacksonville State										
5/18	Missouri*										
5/19	Missouri*										
5/20	Missouri*										

* - SEC Game

AUBURN 2023 GAME-BY-GAME STARTERS

DATE	OPP	SP	C	1B	2B	3B	SS	LF	CF	RF	DH
2/17	Indiana	Allsup	LaRue	McMurray	Green	Ware	Foster	Peirce	Howell	Kirby	Irish
2/18	Indiana	Gonzalez	LaRue	Wortham	Green	Ware	Foster	Peirce	Howell	Kirby	Irish
2/19	Indiana	Nelson	LaRue	McMurray	Green	Ware	Foster	Peirce	Howell	Kirby	Irish
2/21	vs. North Alabama	Copeland	Dyal	Hill	Moss	Ware	Foster	Peirce	Howell	Kirby	Irish
2/24	USC	Allsup	LaRue	Hill	Moss	Ware	Foster	Peirce	Howell	Kirby	Irish
2/25	USC	Herberholz	LaRue	McMurray	Moss	Ware	Foster	Peirce	Howell	Kirby	Irish
2/26	USC	Isbell	LaRue	McMurray	Green	Ware	Foster	Peirce	Howell	Kirby	Irish
3/1	Florida A&M	Vail	Dyal	McMurray	Moss	Ware	Foster	Hall	Howell	Kirby	Irish
3/3	Lipscomb	Bauman	LaRue	McMurray	Green	Ware	Foster	Stanfield	Howell	Kirby	Irish
3/4	Lipscomb	Herberholz	Dyal	McMurray	Green	Ware	Foster	Stanfield	Howell	Kirby	Irish
3/5	Lipscomb	Crotchfelt	LaRue	Hill	Green	Ware	Foster	Stanfield	Howell	Kirby	Irish
3/7	UAB	Vail	LaRue	Irish	Moss	Ware	Foster	Stanfield	Howell	Kirby	Peirce
3/8	at Jacksonville State	Copeland	Wright	Irish	Green	Ware	Foster	Bello	Stanfield	Kirby	Dyal
3/10	Southeastern	Bauman	LaRue	Irish	Green	Ware	Foster	Stanfield	Howell	Kirby	Dyal
3/11	Southeastern	Crotchfelt	LaRue	Irish	Moss	Ware	Green	Stanfield	Howell	Kirby	Bello
3/11	Southeastern	Herberholz	Dyal	Irish	Ware	Miller	Green	Stanfield	Howell	Kirby	Hill
3/14	Georgia Tech	Vail	LaRue	Irish	Ware	Miller	Green	Stanfield	Howell	Hall	Kirby
3/17	at Arkansas*	Vail	LaRue	Irish	Green	Ware	Foster	Stanfield	Howell	Hall	Kirby
3/18	at Arkansas*	Crotchfelt	Dyal	Irish	Moss	Ware	Foster	Stanfield	Howell	Kirby	Bello
3/19	at Arkansas*	Copeland	LaRue	Irish	Ware	Miller	Foster	Stanfield	Howell	Kirby	Bello
3/21	vs. South Alabama	Nelson	Wright	Wortham	Ware	Miller	Foster	Stanfield	Howell	Kirby	Irish
3/23	Georgia*	Vail	LaRue	Irish	Green	Ware	Foster	Stanfield	Howell	Kirby	Peirce
3/24	Georgia*	Bauman	Wright	Irish	Green	Ware	Foster	Stanfield	Howell	Kirby	Peirce
3/25	Georgia*	Crotchfelt	LaRue	Irish	Green	Ware	Foster	Stanfield	Howell	Kirby	Peirce
3/28	North Alabama	Nelson	Wright	McMurray	Green	Ware	Foster	Peirce	Howell	Kirby	Irish
3/31	at Florida*	Cannon	LaRue	McMurray	Green	Ware	Foster	Peirce	Howell	Kirby	Irish
4/1	at Florida*	Armstrong	LaRue	McMurray	Green	Ware	Foster	Peirce	Howell	Kirby	Irish
4/2	at Florida*	Vail	LaRue	McMurray	Green	Ware	Foster	Peirce	Howell	Kirby	Irish
4/4	at UAB	Copeland	LaRue	McMurray	Green	Ware	Foster	Peirce	Howell	Kirby	Irish
4/6	Texas A&M*	Cannon	LaRue	McMurray	Green	Ware	Foster	Peirce	Howell	Kirby	Irish
4/7	Texas A&M*	Vail	Wright	McMurray	Green	Ware	Foster	Stanfield	Howell	Peirce	Irish
4/7	Texas A&M*	Sheehan	Irish	McMurray	Green	Ware	Foster	Stanfield	Howell	Peirce	Bello
4/11	at Georgia Tech	Allsup	LaRue	McMurray	Green	Ware	Foster	Peirce	Howell	Kirby	Irish
4/14	at Alabama*	Vail	LaRue	McMurray	Green	Ware	Foster	Stanfield	Howell	Peirce	Irish
4/15	at Alabama*	Nelson	LaRue	McMurray	Green	Ware	Foster	Peirce	Howell	Kirby	Irish
4/16	at Alabama*	Herberholz	LaRue	McMurray	Green	Ware	Foster	Stanfield	Howell	Peirce	Irish
4/18	Samford	Crotchfelt	LaRue	McMurray	Green	Ware	Foster	Peirce	Howell	Kirby	Irish
4/21	Mississippi State*	Vail	LaRue	McMurray	Green	Ware	Foster	Stanfield	Howell	Peirce	Irish
4/22	Mississippi State*	Herberholz	LaRue	McMurray	Green	Ware	Foster	Stanfield	Howell	Peirce	Irish
4/23	Mississippi State*	Crotchfelt	LaRue	McMurray	Green	Ware	Foster	Stanfield	Howell	Peirce	Irish
4/25	Troy	Murphy	LaRue	McMurray	Green	Ware	Foster	Peirce	Howell	Kirby	Irish
4/28	at South Carolina*	Vail	LaRue	McMurray	Green	Ware	Foster	Stanfield	Howell	Peirce	Irish
4/29	at South Carolina*	Herberholz	LaRue	McMurray	Green	Ware	Foster	Stanfield	Howell	Peirce	Irish
4/30	at South Carolina*	Cannon	LaRue	McMurray	Green	Ware	Foster	Stanfield	Howell	Peirce	Irish
5/5	LSU*	Allsup	LaRue	McMurray	Green	Ware	Foster	Stanfield	Howell	Peirce	Irish
5/6	LSU*	Vail	LaRue	McMurray	Green	Ware	Foster	Stanfield	Howell	Peirce	Irish
5/7	LSU*	Herberholz	LaRue	McMurray	Green	Ware	Foster	Stanfield	Howell	Peirce	Irish
5/11	at Ole Miss*										
5/12	at Ole Miss*										
5/13	at Ole Miss*										
5/16	Jacksonville State										
5/18	Missouri*										
5/19	Missouri*										
5/20	Missouri*										

* - SEC Game

OVERALL STATS



**2023 Auburn Baseball
Overall Statistics for Auburn (as of May 07, 2023)
(All games Sorted by Batting avg)**



Record: 27-19-1 Home: 20-9-1 Away: 5-10 Neutral: 2-0 SEC: 11-13

Player	avg	gp-gs	ab	r	h	2b	3b	hr	rbi	tb	slg%	bb	hp	so	gdp	ob%	sf	sh	sb-att	po	a	e	fld%	
27 Peirce, Bobby	.365	35-34	137	38	50	7	2	5	23	76	.555	10	4	25	1	.416	3	0	2-2	62	6	3	.958	
18 Irish, Ike	.359	47-47	192	38	69	19	1	3	41	99	.516	22	3	37	7	.425	4	0	2-2	100	3	3	.972	
8 Ware, Bryson	.348	47-47	178	52	62	10	1	19	54	131	.736	23	8	36	5	.437	4	3	4-6	31	70	8	.927	
7 Foster, Cole	.314	44-44	175	43	55	11	0	7	35	87	.497	26	3	43	3	.410	1	2	3-5	57	113	3	.983	
26 McMurray, Cooper	.309	32-30	97	27	30	4	0	12	39	70	.722	32	4	42	0	.493	1	0	0-0	192	9	1	.995	
3 Stanfield, Chris	.296	39-29	115	22	34	5	2	2	16	49	.426	12	4	32	1	.382	0	2	5-6	60	3	1	.984	
5 Howell, Kason	.270	46-46	178	32	48	19	3	4	32	85	.478	17	6	39	3	.350	2	1	5-5	120	2	0	1.000	
14 Kirby, Justin	.250	37-34	128	26	32	9	1	8	29	67	.523	27	3	43	0	.388	2	1	6-6	55	2	0	1.000	
1 Green, Caden	.210	42-39	119	20	25	4	0	2	15	35	.294	17	6	28	4	.333	2	4	2-3	59	82	3	.979	
24 LaRue, Nate	.156	38-36	109	12	17	1	0	3	11	27	.248	14	3	45	0	.268	1	1	4-6	308	22	3	.991	

11 Miller, Gavin	.273	14-4	22	3	6	2	0	0	2	8	.364	4	3	8	0	.448	0	0	0-0	4	12	2	.889	
2 Hall, Josh	.267	20-3	15	5	4	0	0	0	4	4	.267	3	0	6	0	.389	0	0	1-1	5	1	0	1.000	
6 Dyal, Ryan	.222	12-7	27	4	6	0	0	0	3	6	.222	3	2	6	0	.344	0	0	0-0	43	4	1	.979	
4 Wright, Carter	.200	17-5	25	3	5	0	0	0	6	5	.200	4	2	4	2	.344	1	0	0-0	61	12	0	1.000	
16 Hill, Cam	.200	10-4	15	1	3	0	0	0	2	3	.200	4	0	5	2	.368	0	0	0-0	19	0	0	1.000	
10 Wortham, Brody	.167	13-2	18	5	3	0	0	0	4	3	.167	3	1	3	0	.318	0	0	0-0	29	2	1	.969	
31 Bello, Mike	.161	15-5	31	4	5	0	0	0	3	5	.161	2	0	8	0	.206	1	0	0-0	10	0	0	1.000	
9 Moss, Brody	.158	13-7	19	4	3	0	0	0	4	3	.158	5	1	4	0	.346	1	0	0-0	8	11	1	.950	
Totals	.286	47	1600	339	457	91	10	65	323	763	.477	228	53	414	28	.388	23	14	34-42	1233	393	37	.978	
Opponents	.278	47	1609	308	447	95	3	49	287	695	.432	255	56	420	25	.391	17	13	32-41	1204	383	41	.975	

LOB - Team (375), Opp (409). DPs turned - Team (35), Opp (33). IBB - Team (7), Ware, B. 4, Stanfield, C 1, Foster, C. 1, Irish, I. 1, Opp (5). Picked off - Hall, J. 1, LaRue, N. 1.

(All games Sorted by Earned run avg)

Player	era	w-l	app	gs	cg	sho	sv	ip	h	r	er	bb	so	2b	3b	hr	b/avg	wp	hp	bks	sfa	sha		
21 Vail, Tommy	3.68	4-1	13	11	0	0/0	0	51.1	34	23	21	35	66	7	0	3	.189	2	3	0	1	1		
29 Herberholz,Christia	4.37	1-3	16	7	0	0/0	0	45.1	50	26	22	22	41	15	0	5	.289	4	2	0	2	3		
33 Cannon, Will	4.76	2-1	18	3	0	0/0	5	39.2	45	23	21	26	38	14	0	4	.292	3	7	0	2	2		
41 Armstrong, John	5.24	6-2	20	1	0	0/0	2	34.1	36	24	20	15	32	4	0	5	.265	3	8	2	2	1		
77 Crotchfelt, Zach	6.03	1-2	13	6	0	0/0	0	34.1	36	29	23	23	36	5	1	5	.267	5	1	0	0	0		
25 Bauman, Tanner	6.13	3-1	17	3	0	0/0	0	39.2	40	28	27	26	34	7	1	5	.261	4	9	1	2	2		

45 Gonzalez, Joseph	0.00	1-0	1	1	0	0/0	0	5.0	2	0	0	0	1	1	0	0	.125	0	0	0	0	0		
23 Carlson, Parker	4.50	1-1	15	0	0	0/0	1	16.0	17	10	8	16	20	1	0	0	.266	1	2	0	1	0		
12 Nelson, Drew	6.21	2-3	15	4	1	0/0	1	29.0	21	21	20	19	28	9	0	2	.204	4	4	1	3	0		
43 Isbell, Chase	7.12	2-1	19	1	0	0/0	2	24.0	25	19	19	14	33	3	0	5	.269	1	3	0	0	1		
46 Allsup, Chase	7.20	0-1	16	4	0	0/0	2	30.0	40	26	24	25	32	6	1	6	.320	6	4	0	2	2		
54 Copeland, Konner	8.48	3-1	13	4	0	0/0	0	28.2	41	29	27	10	28	15	0	3	.342	0	4	0	1	0		
17 Horne, Trevor	9.64	0-1	9	0	0	0/0	0	9.1	11	10	10	6	9	0	0	1	.282	1	0	0	0	0		
22 Murphy, Hayden	10.90	1-0	11	1	0	0/0	0	17.1	31	21	21	8	11	6	0	5	.388	2	3	0	1	1		
20 Sheehan, Tommy	13.50	0-1	4	1	0	0/0	0	2.2	3	4	4	6	6	0	0	0	.273	1	3	0	0	0		
44 Olson, Ryan	18.00	0-0	4	0	0	0/0	0	2.0	6	4	4	2	3	0	0	0	.545	0	0	0	0	0		
47 Keshock, Cameron	42.43	0-0	4	0	0	0/0	0	2.1	9	11	11	2	2	2	0	0	.563	1	3	0	0	0		
Totals	6.18	27-19	47	47	1	0/0	13	411.0	447	308	282	255	420	95	3	49	.278	38	56	4	17	13		
Opponents	7.09	19-27	47	47	0	2/2	12	401.1	457	339	316	228	414	91	10	65	.286	46	53	5	23	14		

PB - Team (13), LaRue, N. 10, Wright, C. 3, Opp (4). Pickoffs - Team (8), LaRue, N. 5, Crotchfelt,Z 1, Copeland, K. 1, Cannon, W. 1, Opp (2). SBA/ATT - LaRue, N. (22-28), Crotchfelt,Z (4-6), Irish, I. (5-5), Herberholz,C (2-5), Nelson, D. (5-5), Allsup, C. (2-3), Vail, T. (2-3), Horne, T. (3-3), Dyal, R. (3-3), Carlson, P. (3-3), Cannon, W. (2-3), Wright, C. (2-3), Bauman, T. (3-3), Olson, R. (2-2), Isbell, C. (2-2), Copeland, K. (0-1), Sheehan, T. (1-1), Murphy, H. (1-1).

SEC STATS



**2023 Auburn Baseball
Conference statistics for Auburn (as of May 07, 2023)
(SEC games only Sorted by Batting avg)**



Record: 11-13 Home: 7-5 Away: 4-8 SEC: 11-13

Player	avg	gp-gs	ab	r	h	2b	3b	hr	rbi	tb	slg%	bb	hp	so	gdp	ob%	sf	sh	sb-att	po	a	e	fld%	
26 McMurray, Cooper	.344	20-18	61	15	21	3	0	9	28	51	.836	18	2	28	0	.500	1	0	0-0	108	7	0	1.000	
8 Ware, Bryson	.309	24-24	94	29	29	3	0	10	26	62	.660	9	5	19	3	.398	0	1	1-2	18	33	6	.895	
27 Peirce, Bobby	.301	21-21	83	22	25	4	1	4	10	43	.518	9	3	21	1	.385	1	0	2-2	39	3	2	.955	
5 Howell, Kason	.261	24-24	92	13	24	6	3	2	15	42	.457	7	3	21	3	.330	1	0	4-4	61	2	0	1.000	
18 Irish, Ike	.242	24-24	95	15	23	5	0	2	15	34	.358	11	2	21	3	.324	3	0	1-1	60	1	3	.953	
3 Stanfield, Chris	.240	23-19	75	14	18	2	0	1	6	23	.307	9	1	25	0	.329	0	2	3-4	37	3	1	.976	
7 Foster, Cole	.232	24-24	95	19	22	6	0	3	13	37	.389	13	2	29	1	.336	0	1	0-0	36	59	1	.990	
24 LaRue, Nate	.228	20-20	57	8	13	1	0	3	7	23	.404	7	3	22	0	.343	0	1	1-3	165	10	2	.989	
14 Kirby, Justin	.222	14-11	45	2	10	1	0	1	5	14	.311	5	1	21	0	.314	0	0	3-3	21	0	0	1.000	
1 Green, Caden	.177	22-22	62	8	11	1	0	2	10	18	.290	8	2	16	2	.288	1	3	1-1	36	37	1	.986	

10 Wortham, Brody	.333	3-0	3	1	1	0	0	0	2	1	.333	1	0	1	0	.500	0	0	0-0	0	1	0	1.000	
4 Wright, Carter	.286	6-2	7	1	2	0	0	0	3	2	.286	2	1	0	0	.455	1	0	0-0	22	5	0	1.000	
6 Dyal, Ryan	.143	4-1	7	0	1	0	0	0	0	1	.143	0	1	3	0	.250	0	0	0-0	12	0	0	1.000	
11 Miller, Gavin	.111	8-1	9	0	1	1	0	0	0	2	.222	0	2	4	0	.273	0	0	0-0	1	3	0	1.000	
31 Bello, Mike	.077	5-3	13	0	1	0	0	0	0	1	.077	0	0	4	0	.077	0	0	0-0	1	0	0	1.000	
2 Hall, Josh	.000	5-1	4	1	0	0	0	0	0	0	.000	0	0	1	0	.000	0	0	0-0	2	0	0	1.000	
9 Moss, Brody	.000	5-1	3	0	0	0	0	0	0	0	.000	0	0	1	0	.000	0	0	0-0	2	1	0	1.000	
16 Hill, Cam	.000	1-0	1	0	0	0	0	0	0	0	.000	0	0	1	0	.000	0	0	0-0	0	0	0	.000	
Totals	.251	24	806	148	202	33	4	37	140	354	.439	99	28	238	13	.350	8	8	16-20	624	182	21	.975	
Opponents	.288	24	817	178	235	50	2	26	166	367	.449	159	34	209	17	.420	9	6	13-19	631	188	15	.982	

LOB - Team (170), Opp (223). DPs turned - Team (22), Opp (17). IBB - Team (3), Ware, B. 1, Stanfield, C 1, Irish, I. 1, Opp (2). Picked off - Hall, J. 1, LaRue, N. 1.

(SEC games only Sorted by Earned run avg)

Player	era	w-l	app	gs	cg	sho	sv	ip	h	r	er	bb	so	2b	3b	hr	b/avg	wp	hp	bks	sfa	sha
29 Herberholz, Christia	2.45	1-1	9	4	0	0/0	0	29.1	25	10	8	15	27	7	0	2	.240	0	2	0	0	2
33 Cannon, Will	4.50	1-0	10	3	0	0/0	2	26.0	28	13	13	17	22	9	0	2	.283	2	5	0	1	1
21 Vail, Tommy	4.86	2-1	8	8	0	0/0	0	37.0	32	22	20	29	48	6	0	3	.237	2	3	0	1	1
77 Crotchfelt, Zach	7.94	1-2	8	3	0	0/0	0	17.0	23	21	15	12	17	3	1	4	.315	1	1	0	0	0
25 Bauman, Tanner	8.37	2-1	11	1	0	0/0	0	23.2	24	22	22	19	18	4	0	4	.264	4	6	1	1	0

44 Olson, Ryan	0.00	0-0	1	0	0	0/0	0	0.1	0	0	0	0	0	0	0	0	.000	0	0	0	0	0
46 Allsup, Chase	5.84	0-1	8	1	0	0/0	0	12.1	14	10	8	14	12	1	1	2	.275	3	2	0	1	1
23 Carlson, Parker	6.00	0-0	6	0	0	0/0	1	6.0	8	4	4	8	5	0	0	0	.320	0	0	0	0	0
41 Armstrong, John	6.91	2-2	8	1	0	0/0	0	14.1	24	15	11	8	11	3	0	2	.375	1	5	2	2	0
12 Nelson, Drew	7.59	0-2	8	1	0	0/0	1	10.2	7	9	9	12	14	4	0	1	.194	1	1	0	2	0
54 Copeland, Konner	8.10	2-1	6	1	0	0/0	0	13.1	17	14	12	3	12	6	0	2	.309	0	3	0	0	0
43 Isbell, Chase	9.35	0-0	10	0	0	0/0	1	8.2	9	9	9	8	11	3	0	2	.273	1	2	0	0	1
22 Murphy, Hayden	15.88	0-0	4	0	0	0/0	0	5.2	11	10	10	4	7	3	0	2	.423	2	0	0	1	0
20 Sheehan, Tommy	36.00	0-1	2	1	0	0/0	0	1.0	2	4	4	4	2	0	0	0	.400	1	2	0	0	0
47 Keshock, Cameron	47.25	0-0	2	0	0	0/0	0	1.1	6	7	7	1	1	1	0	0	.600	1	2	0	0	0
17 Horne, Trevor	54.00	0-1	3	0	0	0/0	0	1.1	5	8	8	5	2	0	0	0	.556	0	0	0	0	0
Totals	6.92	11-13	24	24	0	0/0	5	208.0	235	178	160	159	209	50	2	26	.288	19	34	3	9	6
Opponents	5.90	13-11	24	24	0	2/2	9	210.1	202	148	138	99	238	33	4	37	.251	24	28	2	8	8

PB - Team (8), LaRue, N. 7, Wright, C. 1, Opp (2). Pickoffs - Team (4), LaRue, N. 3, Cannon, W. 1, Opp (2). SBA/ATT - LaRue, N. (8-12), Irish, I. (5-5), Crotchfelt, Z (3-4), Herberholz, C (1-4), Nelson, D. (3-3), Vail, T. (1-2), Bauman, T. (2-2), Horne, T. (2-2), Wright, C. (0-1), Cannon, W. (0-1), Carlson, P. (1-1).

GAME SUMMARY



**2023 Auburn Baseball
Games Summary for Auburn (as of May 07, 2023)
(All games)**



Score by innings	1	2	3	4	5	6	7	8	9	EX	Total
Auburn	62	30	44	41	34	46	25	26	29	2	339
Opponents	45	29	33	34	32	35	29	46	21	4	308

Record when ...

Overall	27-19-1	After 6 leading	21-3-1
Conference	11-13 trailing	5-14
Non-Conference	16-6-1 tied	1-2
Home games	20-9-1	After 7 leading	18-1
Away games	5-10 trailing	4-17
Neutral site	2-0 tied	2-1-1
Day games	9-12-1	After 8 leading	19-0
Night games	18-7 trailing	1-17
vs Left starter	5-5 tied	2-1-1
vs Right starter	22-14-1		
1-Run games	8-5	Hit 0 home runs	3-7
2-Run games	2-1	... 1 home run	12-8
5+Run games	10-10	... 2+ home runs	12-4-1
Extra innings	2-1		
Shutouts	0-2	Opponent 0 home runs	14-5
	 1 home run	9-8
	 2+ HRs	4-6-1
Scoring 0-2 runs	1-6		
..... 3-5 runs	3-5		
..... 6-9 runs	12-7	Made 0 errors	16-7
..... 10+ runs	11-1-1 1 error	7-7-1
	 2+ errors	4-5
Opponent 0-2 runs	8-0		
..... 3-5 runs	11-3	Opp. made 0 errors	10-11
..... 6-9 runs	5-9 1 error	9-6
..... 10+ runs	3-7-1 2+ errors	8-2-1
Scored in 1st inning	11-5-1	Out-hit opponent	19-5
Opp. scored in 1st	7-12-1	Out-hit by opponent	5-13
Scores first	15-7	Hits are tied	3-1-1
Opp. scores first	12-12-1		

Record when team scores:

Runs	0	1	2	3	4	5	6	7	8	9	10+
W-L	0-2	0-1	1-3	0-2	2-0	1-3	4-1	3-4	4-2	1-0	11-1

Record when opponent scores:

Runs	0	1	2	3	4	5	6	7	8	9	10+
W-L	0-0	7-0	1-0	7-1	2-1	2-1	3-2	0-1	1-4	1-2	3-7

Record when leading after:

Inn.	1	2	3	4	5	6	7	8
W-L	10-2	11-4	14-6	18-7	18-5	21-3	18-1	19-0

Record when trailing after:

Inn.	1	2	3	4	5	6	7	8
W-L	4-10	6-12	6-12	6-11	7-12	5-14	4-17	1-17

Record when tied after:

Inn.	1	2	3	4	5	6	7	8
W-L	13-7	10-3	7-1	3-1	2-2	1-2	2-1	2-1

Current winning streak: 2
 Longest winning streak: 10
 Longest losing streak: 4

Home attendance : 109468 (30 dates avg = 3648)
 Away attendance : 103921 (17 dates avg = 6113)
 Total attendance: 213389 (47 dates avg = 4540)

CAREER vs. OLE MISS



Individual Career History vs Mississippi



Allsup, Chase

Year	avg	gp-gs	ab	r	h	2b	3b	hr	rbi	tb	slg%	bb	hbp	so	gdp	ob%	sf	sh	sb-att	po	a	e	fld%
Year	era	w-l	app	gs	cq	sho	sv	ip	h	r	er	bb	so	2b	3b	hr	bf	bavg	wp	hbp	bk	sfa	sha
2022	13.50	0-0	1	0	0	0/0	0	1.1	2	4	2	2	2	0	0	1	11	.250	0	1	0	0	0
TOTAL	13.50	0-0	1	0	0	0/0	0	1.1	2	4	2	2	2	0	0	1	11	.250	0	1	0	0	0

Armstrong, John

Year	avg	gp-gs	ab	r	h	2b	3b	hr	rbi	tb	slg%	bb	hbp	so	gdp	ob%	sf	sh	sb-att	po	a	e	fld%
Year	era	w-l	app	gs	cq	sho	sv	ip	h	r	er	bb	so	2b	3b	hr	bf	bavg	wp	hbp	bk	sfa	sha
2022	.000	0-0	0	0	0	0	0	0	0	0	.000	0	0	0	0	.000	0	0	0-0	0	0	1	.000
TOTAL	.000	0-0	0	0	0	0	0	0	0	0	.000	0	0	0	0	.000	0	0	0-0	0	0	1	.000

Bello, Mike

Year	avg	gp-gs	ab	r	h	2b	3b	hr	rbi	tb	slg%	bb	hbp	so	gdp	ob%	sf	sh	sb-att	po	a	e	fld%
2022	.444	3-3	9	4	4	1	0	0	2	5	.556	2	1	2	0	.583	0	0	0-0	3	0	1	.750
TOTAL	.444	3-3	9	4	4	1	0	0	2	5	.556	2	1	2	0	.583	0	0	0-0	3	0	1	.750

Dyal, Ryan

Year	avg	gp-gs	ab	r	h	2b	3b	hr	rbi	tb	slg%	bb	hbp	so	gdp	ob%	sf	sh	sb-att	po	a	e	fld%
2021	.200	4-1	5	0	1	0	0	0	1	1	.200	2	0	1	1	.429	0	0	0-0	5	1	0	1.000
2022	.250	3-3	12	3	3	0	0	1	2	6	.500	4	0	5	1	.438	0	0	0-0	21	1	0	1.000
TOTAL	.235	7-4	17	3	4	0	0	1	3	7	.412	6	0	6	2	.435	0	0	0-0	26	2	0	1.000

Foster, Cole

Year	avg	gp-gs	ab	r	h	2b	3b	hr	rbi	tb	slg%	bb	hbp	so	gdp	ob%	sf	sh	sb-att	po	a	e	fld%
2021	.200	2-1	5	0	1	0	0	0	0	1	.200	0	0	3	0	.200	0	0	0-0	0	1	0	1.000
2022	.000	1-1	2	0	0	0	0	0	0	0	.000	0	0	1	0	.000	0	0	0-0	1	0	0	1.000
TOTAL	.143	3-2	7	0	1	0	0	0	0	1	.143	0	0	4	0	.143	0	0	0-0	1	1	0	1.000

Gonzalez, Joseph

Year	avg	gp-gs	ab	r	h	2b	3b	hr	rbi	tb	slg%	bb	hbp	so	gdp	ob%	sf	sh	sb-att	po	a	e	fld%
Year	era	w-l	app	gs	cq	sho	sv	ip	h	r	er	bb	so	2b	3b	hr	bf	bavg	wp	hbp	bk	sfa	sha
2022	.000	0-0	0	0	0	0	0	0	0	0	.000	0	0	0	0	.000	0	0	0-0	1	1	0	1.000
TOTAL	.000	0-0	0	0	0	0	0	0	0	0	.000	0	0	0	0	.000	0	0	0-0	1	1	0	1.000
2021	6.75	0-1	2	0	0	0/0	0	1.1	1	1	1	0	0	0	0	1	5	.200	0	0	0	0	0
2022	7.20	0-1	1	1	0	0/0	0	5.0	7	4	4	1	7	1	0	1	24	.333	0	2	0	0	0
TOTAL	7.11	0-2	3	1	0	0/0	0	6.1	8	5	5	1	7	1	0	2	29	.308	0	2	0	0	0

CAREER vs. OLE MISS



**Individual Career History
vs Mississippi**

Hall, Josh

Year	avg	gp-gs	ab	r	h	2b	3b	hr	rbi	tb	slg%	bb	hbp	so	gdp	ob%	sf	sh	sb-att	po	a	e	fld%
2021	.000	2-1	5	1	0	0	0	0	2	0	.000	0	0	4	0	.000	1	0	0-0	3	0	0	1.000
2022	.000	1-0	1	0	0	0	0	0	0	0	.000	0	0	1	0	.000	0	0	0-0	0	0	0	.000
TOTAL	.000	3-1	6	1	0	0	0	0	2	0	.000	0	0	5	0	.000	1	0	0-0	3	0	0	1.000

Hill, Cam

Year	avg	gp-gs	ab	r	h	2b	3b	hr	rbi	tb	slg%	bb	hbp	so	gdp	ob%	sf	sh	sb-att	po	a	e	fld%
2021	.000	3-2	6	0	0	0	0	0	0	0	.000	0	0	1	0	.000	0	0	0-0	0	0	0	.000
2022	.125	3-2	8	0	1	1	0	0	0	2	.250	1	0	3	0	.222	0	0	0-0	0	0	0	.000
TOTAL	.071	6-4	14	0	1	1	0	0	0	2	.143	1	0	4	0	.133	0	0	0-0	0	0	0	.000

Year	era	w-l	app	gs	cg	sho	sv	ip	h	r	er	bb	so	2b	3b	hr	bf	bavg	wp	hbp	bk	sfa	sha
2021	99.00	0-0	1	0	0	0/0	0	0.0	2	3	2	3	0	0	0	0	5	1.000	0	0	0	0	0
TOTAL	99.00	0-0	1	0	0	0/0	0	0.0	2	3	2	3	0	0	0	0	5	1.000	0	0	0	0	0

Howell, Kason

Year	avg	gp-gs	ab	r	h	2b	3b	hr	rbi	tb	slg%	bb	hbp	so	gdp	ob%	sf	sh	sb-att	po	a	e	fld%
2019	.083	3-3	12	1	1	0	0	0	0	1	.083	1	2	6	0	.267	0	0	0-0	9	1	0	1.000
2021	.000	4-4	10	0	0	0	0	0	0	0	.000	2	1	4	0	.231	0	0	0-0	12	0	0	1.000
2022	.278	4-4	18	3	5	1	0	1	4	9	.500	1	0	4	1	.316	0	0	1-1	7	1	0	1.000
TOTAL	.150	11-11	40	4	6	1	0	1	4	10	.250	4	3	14	1	.277	0	0	1-1	28	2	0	1.000

LaRue, Nate

Year	avg	gp-gs	ab	r	h	2b	3b	hr	rbi	tb	slg%	bb	hbp	so	gdp	ob%	sf	sh	sb-att	po	a	e	fld%
2021	.000	1-1	2	1	0	0	0	0	0	0	.000	1	0	0	0	.333	0	0	0-0	11	1	0	1.000
2022	.250	2-1	4	0	1	1	0	0	0	2	.500	0	0	2	0	.250	0	0	0-0	15	2	0	1.000
TOTAL	.167	3-2	6	1	1	1	0	0	0	2	.333	1	0	2	0	.286	0	0	0-0	26	3	0	1.000

Year	era	w-l	app	gs	cg	sho	sv	ip	h	r	er	bb	so	2b	3b	hr	bf	bavg	wp	hbp	bk	sfa	sha
2022	0.00	0-0	1	0	0	0/0	0	1.2	1	0	0	1	0	0	0	0	7	.167	1	0	0	0	0
TOTAL	0.00	0-0	1	0	0	0/0	0	1.2	1	0	0	1	0	0	0	0	7	.167	1	0	0	0	0


Peirce, Bobby

Year	avg	gp-gs	ab	r	h	2b	3b	hr	rbi	tb	slg%	bb	hbp	so	gdp	ob%	sf	sh	sb-att	po	a	e	fld%
2021	1.000	1-0	1	0	1	0	0	0	1	1	1.000	0	0	0	0	1.000	0	0	0-0	0	0	0	.000
2022	.200	2-1	5	0	1	0	0	0	1	1	.200	0	0	2	0	.200	0	0	0-0	2	0	0	1.000
TOTAL	.333	3-1	6	0	2	0	0	0	2	2	.333	0	0	2	0	.333	0	0	0-0	2	0	0	1.000

Ware, Bryson

Year	avg	gp-gs	ab	r	h	2b	3b	hr	rbi	tb	slg%	bb	hbp	so	gdp	ob%	sf	sh	sb-att	po	a	e	fld%
2021	.286	4-2	7	3	2	0	0	0	0	2	.286	1	0	4	0	.375	0	0	0-0	2	0	0	1.000
2022	.167	3-3	12	2	2	2	0	0	2	4	.333	2	0	7	1	.286	0	0	0-0	8	1	0	1.000
TOTAL	.211	7-5	19	5	4	2	0	0	2	6	.316	3	0	11	1	.318	0	0	0-0	10	1	0	1.000

TV/RADIO ROSTER



1 CADEN GREEN



2 JOSH HALL




3 CHRIS STANFIELD



4 CARTER WRIGHT



5 KASON HOWELL



6 RYAN DYAL



7 COLE FOSTER



8 BRYSON WARE



9 BRODY MOSS



10 BRODY WORTHAM



11 GAVIN MILLER



12 DREW NELSON



14 JUSTIN KIRBY




16 CAM HILL



17 TREVOR HORNE



18 IKE IRISH



20 TOMMY SHEEHAN



21 TOMMY VAIL



22 HAYDEN MURPHY



23 PARKER CARLSON



24 NATE LARUE



25 TANNER BAUMAN



26 COOPER MCMURRAY




27 BOBBY PEIRCE




28 ELLIOT BRAY



29 CHRISTIAN HERBERHOLZ



31 MIKE BELLO



33 WILL CANNON



41 JOHN ARMSTRONG



43 CHASE ISBELL




44 RYAN OLSON



45 JOSEPH GONZALEZ



46 CHASE ALLSUP




47 CAMERON KESHOCK



51 TY MAULDIN



54 KONNER COPELAND



77 ZACH CROTCHFELT



30 BUTCH THOMPSON



36 KARL NONEMAKER



39 GABE GROSS



40 DARON SCHOENROCK