



2023 AUBURN BASEBALL

AUBURN ATHLETICS COMMUNICATIONS: 392 SOUTH DONAHUE DRIVE || AUBURN, AL 36849 || AUBURNTIGERS.COM || @AUBURN_BASEBALL

2023 SCHEDULE

Day	Date	Opponent	Time/Result
Fri	FEB. 17	INDIANA	4 PM
Sat	FEB. 18	INDIANA	2 PM
Sun	FEB. 19	INDIANA	1 PM
Tue	Feb. 21	vs. North Alabama	6 pm
Fri	Feb. 24	at Southern California	8:30 pm
Sat	Feb. 25	at Southern California	8:30 pm
Sun	Feb. 26	at Southern California	2 pm
WED	MAR. 1	FLORIDA A&M	6 PM
FRI	MAR. 3	LIPSCOMB	6 PM
SAT	MAR. 4	LIPSCOMB	2 PM
SUN	MAR. 5	LIPSCOMB	1 PM
TUE	MAR. 7	UAB	6 PM
Wed	Mar. 8	at Jacksonville State	6 pm
FRI	MAR. 10	SOUTHEASTERN	6 PM
SAT	MAR. 11	SOUTHEASTERN	2 PM
SUN	MAR. 12	SOUTHEASTERN	1 PM
TUE	MAR. 14	GEORGIA TECH	6 PM
Fri	Mar. 17	at Arkansas*	6:30 pm
Sat	Mar. 18	at Arkansas*	2 pm
Sun	Mar. 19	at Arkansas*	2 pm
Tue	Mar. 21	vs. South Alabama	6 pm
THU	MAR. 23	GEORGIA*	6 PM
FRI	MAR. 24	GEORGIA*	6 PM
SAT	MAR. 25	GEORGIA*	2 PM
TUE	MAR. 28	NORTH ALABAMA	6 PM
Fri	Mar. 31	at Florida*	5:30 pm
Sat	Apr. 1	at Florida*	5:30 pm
Sun	Apr. 2	at Florida*	12 pm
Tue	Apr. 4	at UAB	6 pm
THU	APR. 6	TEXAS A&M*	7 PM
FRI	APR. 7	TEXAS A&M*	6 PM
SAT	APR. 8	TEXAS A&M*	4 PM
Tue	Apr. 11	at Georgia Tech	5 pm
Fri	Apr. 14	at Alabama*	TBA
Sat	Apr. 15	at Alabama*	TBA
Sun	Apr. 16	at Alabama*	TBA
TUE	APR. 18	SAMFORD	6 PM
FRI	APR. 21	MISSISSIPPI STATE*	6 PM
SAT	APR. 22	MISSISSIPPI STATE*	2 PM
SUN	APR. 23	MISSISSIPPI STATE*	1 PM
TUE	APR. 25	TROY	6 pm
Fri	Apr. 28	at South Carolina*	6 pm
Sat	Apr. 29	at South Carolina*	3 pm
Sun	Apr. 30	at South Carolina*	11 am
FRI	MAY 5	LSU*	6 PM
SAT	MAY 6	LSU*	8 PM
SUN	MAY 7	LSU*	1 PM
Tue	May 9	at Samford	6 pm
Thu	May 11	at Ole Miss*	7 pm
Fri	May 12	at Ole Miss*	6:30 pm
Sat	May 13	at Ole Miss*	2 pm
TUE	MAY 16	JACKSONVILLE STATE	6 PM
THU	MAY 18	MISSOURI*	6 PM
FRI	MAY 19	MISSOURI*	6 PM
SAT	MAY 20	MISSOURI*	2 PM

POSTSEASON

May 23-28	SEC Tournament	TBA
June 2-5	NCAA Regionals	TBA
June 9-12	NCAA Super Regionals	TBA
June 16-26	College World Series	TBA

Home games in **BOLD CAPS**

All home games at Plainsman Park | All times central

* SEC game

GAMES 1-3

AUBURN, ALA. (Samford Stadium-Hitchcock Field at Plainsman Park)



#17 AUBURN TIGERS (0-0, 0-0 SEC)

Head Coach: Butch Thompson (Birmingham-Southern, 1992)

Career Record: 261-185 (9th season) | Record at Auburn: 222-164 (8th season)

VS.



INDIANA HOOSIERS (0-0, 0-0 B1G)

Head Coach: Jeff Mercer (Wright State, 2009)

Career Record: 176-127 (7th season) | Record at Indiana: 99-79 (5th season)

>> QUICK HITTERS

- Auburn begins its 74th season at Plainsman Park this weekend against Indiana.
- The Tigers are 6-1 in season openers and 7-0 in home openers under head coach Butch Thompson.
- Auburn has outscored its opponent 68-14 in the last seven home openers.
- The Tigers roster consists of 38 players, including 18 returners and 20 newcomers.
- Kason Howell, Nate LaRue and Bobby Peirce were voted this year's team captains by their peers.
- The incoming class was rated as high as No. 5 in the country by Perfect Game, led by four freshmen ranked as top-100 recruits out of high school.
- The team is tasked with replacing eight draft picks from last year, including five pitchers.
- Coming off its second CWS appearance in the last three postseasons, the Tigers were ranked in two of six preseason polls - No. 17 by Perfect Game and No. 22 by Baseball America.
- Auburn is 4-1 all-time against Indiana, including 3-1 at home, with this weekend marking the first meeting between the two programs since 1996.

PITCHING MATCHUP

AUBURN		INDIANA	
FRI	SO RHP Chase Allsup (0-0, 0.00)	vs.	SR LHP Ben Seiler (0-0, 0.00)
SAT	JR RHP Joseph Gonzalez (0-0, 0.00)	vs.	R-SR LHP Ty Bothwell (0-0, 0.00)
SUN	FR LHP Drew Nelson (0-0, 0.00)	vs.	TBA

GAME INFO

Date: Friday-Sunday, Feb. 17-19, 2023
Game Time: 4 p.m. / 2 p.m. / 1 p.m.
Site: Auburn, Ala. / Plainsman Park (4,096)
TV: SEC Network+
Talent: JJ Jackson, Gregg Olson, Mark Fuller
Radio: 93.9 / 95.9 FM | AuburnTigers.com
Talent: Brad Law, Mark Fuller
Live Stats: StatBroadcast.com
Twitter Updates: @AuburnBaseball
Postgame Recap: AuburnTigers.com
Series History: Auburn leads, 4-1
Auburn: Auburn leads, 3-1
Bloomington: Never met
Neutral: Auburn leads, 1-0
Last Meeting: Auburn 6, Indiana 3 (3/1/96)
Streak: W2

AUBURN

0-0, 0-0 SEC

Returning Team Leaders

Batting Average:	5Y OF Kason Howell (.287)
Runs:	5Y OF Kason Howell (50)
2B:	5Y OF Kason Howell (19)
HR:	R-SR OF Bobby Peirce (10)
RBI:	JR IF Cole Foster (47)
Stolen Bases:	5Y OF Kason Howell (11-13)

INDIANA

0-0, 0-0 B1G

Returning Team Leaders

Batting Average:	SR OF Hunter Jessee (.353)
Runs:	SO OF Carter Mathison (55)
2B:	SO IF Josh Pyne (20)
HR:	SO OF Carter Mathison (19)
RBI:	R-SR C Matthew Ellis (65)
Stolen Bases:	R-JR OF Bobby Whalen (22-25)

POTENTIAL STARTING LINEUP (2022 STATS / * = TRANSFER)

Pos.	#	Player	AVG	AB	R	H	2B	3B	HR	RBI	SB-SBA	BB
C	24	Nate LaRue	.211	152	19	32	7	0	6	34	2-2	13
1B	26	Cooper McMurray*	.248	113	16	28	6	0	9	19	0-0	23
2B	1	Caden Green*	.425	181	66	77	22	2	13	49	12-16	31
3B	8	Bryson Ware	.234	94	23	22	8	2	1	21	4-4	13
SS	7	Cole Foster	.267	172	40	46	11	0	9	47	2-4	29
LF	27	Bobby Peirce	.284	162	33	46	7	4	10	31	5-6	13
CF	5	Kason Howell	.287	251	50	72	19	2	2	35	11-13	28
RF	14	Justin Kirby*	.323	198	44	64	17	1	15	45	14-20	28
DH	18	Ike Irish										Freshman



AUBURN'S RECORD WHEN...

	2023	Under Thompson
Overall	0-0	222-164
SEC	0-0	79-100
Non-Conference	0-0	122-47
Postseason	0-0	21-17
Home	0-0	146-72
Away	0-0	52-69
Neutral	0-0	20-20
Current streak	--	--
Last 5 games	--	--
Last 10 games	--	--

Situational:

AU scores first	0-0	146-54
Opp. scores first	0-0	76-110
AU scores 4+ runs	0-0	201-73
AU scores 3 runs or less	0-0	21-91
AU leads after 7 innings	0-0	180-16
8 innings	0-0	202-14
AU trails after 7 innings	0-0	16-120
8 innings	0-0	7-129
Game tied after 7 innings	0-0	21-24
8 innings	0-0	6-15
Extra Innings	0-0	11-18
1-run games	0-0	46-44
2-run games	0-0	2-17
3-run games	0-0	24-23
Games decided by 5+ runs	0-0	100-49
vs. LH Starter	0-0	66-51
vs. RH Starter	0-0	157-112
More hits than opponent	0-0	163-29
Fewer hits than opponent	0-0	37-124
Hits are tied	0-0	20-12
AU has 10+ hits	0-0	136-62
Opp. has 10+ hits	0-0	53-101
Hit a home run	0-0	144-70
Opp. hits a home run	0-0	99-107
AU quality start	0-0	68-22
Opp. quality start	0-0	26-59
AU commits no errors	0-0	100-41
Opp. commits no error	0-0	62-82

By Day:

Sunday	0-0	35-30
Monday	0-0	3-2
Tuesday	0-0	45-18
Wednesday	0-0	18-7
Thursday	0-0	8-16
Friday	0-0	52-38
Saturday	0-0	57-50
Day Games (first pitch before 6 p.m.)	0-0	122-86
Night Games (first pitch after 6 p.m.)	0-0	100-78
Doubleheaders	0-0	26-16

By Month:

February	0-0	45-14
March	0-0	74-41
April	0-0	51-49
May	0-0	34-47
June	0-0	16-10

By Jersey:

White	0-0	57-33
Blue	0-0	43-33
Orange	0-0	49-35
Gray	0-0	28-38
Pinstripes	0-0	35-23
Cream Throwback	0-0	8-2

UNIVERSITY INFORMATION

Location	Auburn, Ala.
Enrollment	31,526
Founded	October 1, 1856
Nickname	Tigers
Colors	Burnt Orange and Navy Blue
President	Dr. Christopher B. Roberts
Athletics Director	John Cohen
Conference	Southeastern (SEC West)
Stadium / Capacity	Samford Stadium-Hitchcock Field at Plainsman Park / 4,096
Ticket Office Phone	855-282-2010

BASEBALL COACHING / SUPPORT STAFF

Head Coach	Butch Thompson (Birmingham-Southern, 1992)
Record at Auburn / Seasons	222-164 (.575) / 8th
Career Coaching Record / Seasons	261-185 (.585) / 9th
Assistant Coach	Karl Nonemaker (Vanderbilt, 2002)
Assistant Coach	Gabe Gross (Auburn, 2012)
Pitching Coach	Daron Schoenrock (Tennessee Tech, 1984)
Director of Player Development	Aaron Everett (UT Martin, 2012)
Director of Operations	Greg Drye (Southern Miss, 1998)
Athletic Trainer	Anthony Sandersen (South Dakota State, 2004)
Strength & Conditioning	Chris Joyner (Minnesota State - Mankato, 2001)

PROGRAM HISTORY

Modern Era Program Record (since 1949)	2,031-1,397-4 (.592)
College World Series Appearances / Last	6 / 2022
College World Series Record	4-12 (.250)
NCAA Regional Appearances / Last	23 / 2022
NCAA Regional Record	54-45 (.545)
NCAA Super Regional Appearances / Last	4 / 2022
NCAA Super Regional Record	5-6 (.455)
Last Postseason Opponent	Arkansas / 2022 College World Series
Result	Lost, 11-1

POSTSEASON HISTORY

College World Series Appearances: 6 (1967, 1976, 1994, 1997, 2019, 2022)

Super Regional Appearances: 4 (1999, 2018, 2019, 2022)

NCAA Regional Appearances: 23 (1963, 1967, 1976, 1978, 1987, 1989, 1993-95, 1997-2003, 2005, 2010, 2015, 2017, 2018, 2019, 2022)

NCAA Regional Titles: 8 (1967, 1976, 1994, 1997, 1999, 2018, 2019, 2022)

MEDIA RELATIONS

Baseball Contact: George Nunnelley, Asst. Director - Athletics Comm.

Cell: 502-609-9982

Email: gnnunnelley@auburn.edu

Twitter: @gnunnelley

Associate AD: Kirk Sampson

2023 AUBURN BASEBALL ROSTER

No.	Name	Pos.	Cl.	B/T	Ht.	Wt.	Exp.	Hometown (Previous School)
1	Caden Green	IF	Jr.	R/R	5-11	164	JC	Tulsa, Okla. (Seminole State)
2	Josh Hall	OF	Gr.	L/R	5-9	174	2L	Homewood, Ala. (Ole Miss)
3	Chris Stanfield	OF	Fr.	R/R	6-1	189	FR	Tallahassee, Fla. (Chiles)
4	Carter Wright	C	Jr.	R/R	6-0	195	JC	Blairsville, Ga. (Iowa Western)
5	Kason Howell	OF	5th	R/R	6-0	178	4L	Argyle, Texas (Liberty Christian)
6	Ryan Dyal	C	R-Jr.	L/R	5-10	197	2L	Senoia, Ga. (East Coweta)
7	Cole Foster	IF	Jr.	S/R	6-1	193	2L	Plano, Texas (Plano Senior)
8	Bryson Ware	IF/OF	Sr.	R/R	6-2	193	2L	Madison, Miss. (Pearl River)
9	Brody Moss	IF	So.	L/R	5-11	183	1L	Helena, Ala. (Helena)
10	Brody Wortham	IF	Gr.	R/R	6-1	187	TR	Wedowee, Ala. (West Georgia)
11	Gavin Miller	IF	Fr.	R/R	5-11	192	HS	Oakdale, Pa. (West Allegheny)
12	Drew Nelson	LHP/OF	Fr.	L/L	5-11	198	HS	Troy, Ala. (Pike Liberal Arts)
14	Justin Kirby	OF	Gr.	R/R	5-11	203	TR	Alpharetta, Ga. (Kent State)
16	Cam Hill	IF	Jr.	L/L	6-4	219	2L	Madison, Ala. (Bob Jones)
17	Trevor Horne	RHP	R-Fr.	L/R	6-3	203	RS	Phenix City, Ala. (Glenwood Academy)
18	Ike Irish	C	Fr.	L/R	6-2	202	HS	Hudsonville, Mich. (St. Mary's Prep)
20	Tommy Sheehan	LHP	Gr.	L/L	6-0	210	1L	Brielle, N.J. (Notre Dame)
21	Tommy Vail	LHP	Gr.	R/L	5-11	190	TR	Seattle, Wash. (Notre Dame/TCU)
22	Hayden Murphy	RHP/IF	Fr.	R/R	6-3	185	HS	Chula, Ga. (Tiftarea Academy)
23	Parker Carlson	RHP	So.	R/R	6-1	184	1L	Mobile, Ala. (Faith Academy)
24	Nate LaRue	C	Sr.	R/R	6-3	223	3L	Mobile, Ala. (McGill-Toolen)
25	Tanner Bauman	LHP	Jr.	L/L	6-4	208	JC	Jacksonville, Fla. (St. John's River State)
26	Cooper McMurray	IF	R-So.	L/L	6-3	258	TR	Tulsa, Okla. (Kansas)
27	Bobby Peirce	OF	R-Sr.	R/R	6-0	183	2L	Scottsdale, Ariz. (South Mountain)
28	Elliott Bray	RHP	Fr.	R/R	6-0	219	HS	Hartselle, Ala. (Hartselle)
29	Christian Herberholz	RHP	R-Jr.	R/R	5-11	197	JC	Scottsboro, Ala. (Southern Union)
31	Mike Bello	OF	So.	L/L	6-0	203	1L	Oak Ridge, N.J. (Pope John XXIII)
33	Will Cannon	RHP	So.	R/R	6-1	187	JC	Phenix City, Ala. (Northwest Florida State)
37	Mason Land	IF	Sr.	L/R	5-10	181	1L	Cantonment, Fla. (Chattahoochee Valley)
41	John Armstrong	RHP	So.	R/R	5-11	225	1L	Marietta, Ga. (Harrison)
43	Chase Isbell	RHP	Sr.	R/R	6-2	210	1L	Springville, Ala. (Samford)
44	Ryan Olson	RHP	Fr.	R/R	6-1	206	HS	Auburn, Ala. (Auburn)
45	Joseph Gonzalez	RHP	Jr.	R/R	6-4	233	2L	Humacao, P.R. (Leadership Christian Academy)
46	Chase Allsup	RHP	So.	R/R	6-1	238	1L	Dothan, Ala. (Dothan)
47	Cameron Keshock	RHP	Fr.	R/R	6-6	215	HS	Spanish Fort, Ala. (Spanish Fort)
51	Ty Mauldin	IF	Jr.	L/R	6-0	196	JC	Trussville, Ala. (Snead State)
54	Konner Copeland	LHP	Sr.	L/L	6-2	178	1L	Mobile, Ala. (Pensacola State)
77	Zach Crotchfelt	LHP	Fr.	L/L	6-2	210	HS	Jackson, N.J. (Jackson Memorial)

COACHES & STAFF

30	Butch Thompson	Head Coach
36	Karl Nonemaker	Assistant Coach
39	Gabe Gross	Assistant Coach
40	Daron Schoenrock	Pitching Coach
	Aaron Everett	Director of Player Development
	Greg Drye	Director of Operations
	Sara Elizabeth Jackson	Special Assistant to the Head Coach
	Chris Joyner	Strength & Conditioning
	Anthony Sandersen	Athletic Trainer
	Wyn Grantham	Athletic Trainer Intern

PRONUNCIATION GUIDE

Tanner BAUMAN BOW-man (of a boat)
 Ryan DYAL.....DIAL
 KASON Howell..... KAY-son
 Chase ISBELL.....IZ-bull
 Cameron KESHOCK..... KEY-shock
 Ty MAULDIN MALL-den
 Daron SCHOENROCK SHOW-in-rock
 Brody WORTHAM.....WORTH-um

30 BUTCH THOMPSON HEAD COACH

THE AUBURN SKIPPER

- Nine College World Series appearances / 18 postseason appearances
- 2013 National Runner-up (Mississippi State)
- 2001 National Champion (Birmingham-Southern)
- 2014 Baseball America/ABCA National Assistant Coach of the Year
- 2006 FCA Coach of the Year
- Coached 20 pitchers who went on to pitch in the Major Leagues
- Recruited and coached 38 pitchers who were drafted out of college that weren't drafted out of high school

Butch Thompson enters his eighth season at the helm of the program in 2023, posting a record of 222-164 in his first seven seasons. He has led the program to the College World Series in two of the last three postseasons.

Butch Thompson was named Auburn's head baseball coach on October 22, 2015 and enters his eighth season with the Tigers in 2023.

Thompson has returned the Tigers to prominence in seven seasons on The Plains as he has guided the team to a 222-164 overall record and has advanced to the NCAA Tournament four of the last five postseasons, including three Super Regional appearances in the last four years and two trips to the College World Series in the last three postseasons.

Thompson, who spent three seasons as an assistant coach and recruiting coordinator at Auburn from 2006-08, returned to The Plains after seven seasons at Mississippi State as both associate head coach and pitching coach.

A native of Amory, Miss., Thompson has coached 33 Division I All-Americans and 43 all-conference performers. He has seen 20 of his former pitchers called up to Major League Baseball, including 14 since 2014. Thompson has also turned 38 pitchers who went undrafted out of high school into MLB draft picks.

Along with his pitching pedigree, Thompson is also considered one of the top recruiters in the country. Since 2003, he has secured 15 recruiting classes that were ranked in the top 10 by either Baseball America or Perfect Game, including the program record No. 4 class in 2017 and No. 5 class in 2022. His classes signed from 2006-08 at Auburn each ranked in the top 18 nationally.

In 30 years of coaching at the collegiate level, including 21 in the Southeastern Conference, Thompson has coached nine College World Series participants, including leading the Tigers to the program's first trip to the College World Series in 22 years in 2019 and taking the team back for the second time in three seasons in 2022. Auburn is one of six programs to appear in two of the last three College World Series, and Thompson is one of five active SEC coaches who have taken their program to a pair of College World Series in a three-year span. Thompson has also coached one national champion and a national runner-up, won nine conference championships and made 18 postseason appearances.

Thompson was named the 2006 Fellowship of Christian Athletes SEC Coach of the Year while at Auburn and the 2014 Baseball America and American Baseball Coaches Association (ABCA) National Assistant Coach of the Year while at Mississippi State.

During his tenure with the Tigers, Thompson has led the team to three straight NCAA Tournament appearances from 2017-19 for the first time since 2001-03, including back-to-back super regionals in 2018 and 2019 for the first time in program history. Auburn has finished five of Thompson's seven seasons in the top 25, including three in the top 10. The No. 5 national ranking to finish 2022 was tied for the second highest mark in program history.

The 2022 season marked one of the most successful in recent program history as the Tigers went 43-22 overall and 16-13 in SEC play. The 43 wins were tied for the most since 1999, and the winning conference record marked the Tigers' third under Thompson after doing so just once from 2004-15.

Auburn went 37-18 in the regular season and lost back-to-back games on just three occasions before being selected as a regional host for the first time since 2010. The Tigers swept Southeastern, Florida State and UCLA in the regional, outscoring them 51-18 in the process, before becoming the first team to defeat Oregon State in a home super regional by taking down the Beavers in a dramatic winner-take-all game three. Auburn moved on to Omaha and defeated Stanford 6-2 to secure the program's first College World Series win since 1997.

In seven seasons at MSU, Thompson made four NCAA regional trips, two Super



Regionals, won the SEC Tournament and advanced to the College World Series finishing as NCAA runner-up in 2013. In three of his last four seasons in Starkville, the Bulldogs' staff ERA finished no higher than 3.06. Thompson's 2013 pitching staff was one of two nationally to finish in the top 15 in ERA, strikeouts per nine innings and hits allowed per nine innings.

In addition to his experience at Auburn and Mississippi State, Thompson also spent four seasons at Georgia from 2002-05, including a trip to the College World Series in 2004. While there, he guided the development of future Major Leaguers Josh Fields, Mitchell Boggs and Brooks Brown.

Thompson launched his coaching career as pitching coach and top assistant at Huntingdon College (Ala.) in 1993, before returning to his alma mater in Birmingham, where he helped lead the Panthers to back-to-back Southern States Conference Championships and in 1995 coached BSC to its first NAIA World Series berth.

Thompson left BSC briefly to serve as head coach at Jefferson State Community College in Birmingham in 1997. While at JSCC, he was honored as the Regional Tournament Coach of the Year, the ABCA Alabama Junior College Coach of the Year and the Southeast Region Coach of the Year after guiding JSCC to a 39-21 mark, the AJCAA Region 22 State Championship and a third-place finish in the NJCAA Division II World Series.

He returned to Birmingham-Southern as top assistant the following season, beginning a four-year run during the most successful span in BSC baseball history. The Panthers won 196 games and four TranSouth Conference Championships and made three-consecutive appearances in the NAIA World Series. BSC's 2001 team posted a school-best 55-11 mark and captured the NAIA National Championship.

In 2002, Thompson joined the SEC baseball coaching fraternity as a pitching coach and recruiting coordinator at Georgia and has been a part of the league for the past 17 seasons.

Thompson currently serves as the large-school representative for the Alabama Baseball Coaches Association and is an All-American committee member representing the South region for the ABCA.

Thompson prepped at Amory (Miss.) High School and later starred as a pitcher at Itawamba (Miss.) Community College from 1989-90. He is a member of both the ICC Athletic Hall of Fame (Class of 2014) and MACCC Hall of Fame (Class of 2021).

Thompson earned a Bachelor's Degree in History at BSC in 1992 and completed a Master's Degree in Sports Administration at UAB in 1996. He is married to the former Robin Ashe of Birmingham, Ala., and they are the parents of three daughters --- Anna, Olivia and Madelyn Gail.

NATIONAL POLLS

NEWS & NOTES

BASEBALL AMERICA

Preseason

1. LSU*
2. Tennessee
3. Florida*
4. Stanford
5. Louisville
6. Vanderbilt
7. Texas A&M*
8. Miami
9. Wake Forest
10. Ole Miss*
11. Arkansas*
12. UCLA
13. Virginia Tech
14. TCU
15. Oklahoma State
16. Maryland
17. North Carolina
18. Oregon State
19. Virginia
20. Oregon
21. Southern Miss
22. **AUBURN**
23. Texas Tech
24. East Carolina
25. N.C. State

D1 BASEBALL

Preseason

1. LSU*
2. Tennessee
3. Stanford
4. Ole Miss*
5. Texas A&M*
6. Wake Forest
7. Florida*
8. Arkansas*
9. Oklahoma State
10. Vanderbilt
11. East Carolina
12. North Carolina
13. Maryland
14. Virginia Tech
15. TCU
16. Louisville
17. UCLA
18. Southern Miss
19. Virginia
20. Alabama*
21. N.C. State
22. Miami
23. South Carolina*
24. Texas Tech
25. Oregon

USA TODAY

Preseason

1. LSU*
2. Tennessee
3. Stanford
4. Texas A&M*
5. Florida*
6. Arkansas*
7. Ole Miss*
8. Oklahoma State
9. Vanderbilt
10. Wake Forest
11. Louisville
12. North Carolina
13. East Carolina
14. Maryland
15. UCLA
16. Virginia Tech
17. TCU
18. Miami
19. Southern Miss
20. Virginia
21. Texas Tech
22. N.C. State
23. Oregon State
24. Texas
25. Oregon

NCBWA

Preseason

1. LSU*
2. Tennessee
3. Stanford
4. Florida*
5. Texas A&M*
6. Arkansas*
7. Ole Miss*
8. Wake Forest
9. Vanderbilt
10. Louisville
11. Oklahoma State
12. East Carolina
13. North Carolina
14. UCLA
15. Maryland
16. TCU
17. Miami
18. Virginia Tech
19. Virginia
20. Southern Miss
21. Oregon
22. Texas Tech
23. Oregon State
24. N.C. State
25. Alabama*

PERFECT GAME

Preseason

1. LSU*
2. Tennessee
3. Stanford
4. Arkansas*
5. Wake Forest
6. Ole Miss*
7. Louisville
8. Florida*
9. Miami
10. Texas A&M*
11. Vanderbilt
12. UCLA
13. North Carolina
14. TCU
15. Virginia Tech
16. Texas Tech
17. **AUBURN**
18. Oklahoma State
19. Virginia
20. Oregon
21. N.C. State
22. Maryland
23. Oregon State
24. Texas
25. Southern Miss

COLLEGIATE BASEBALL

Preseason

1. LSU*
2. Florida*
3. Stanford
4. Texas A&M*
5. Tennessee
6. Louisville
7. Arkansas*
8. Miami
9. Vanderbilt
10. Wake Forest
11. North Carolina
12. Oklahoma State
13. UCLA
14. UC Santa Barbara
15. TCU
16. Virginia
17. Texas Tech
18. Southern Miss
19. Oregon
20. East Carolina
21. Maryland
22. Mississippi State*
23. Georgia Tech*
24. Ole Miss*
25. Texas

AUBURN IN THE POLLS

BA D1 CB NC PG USA

Pre. 22 NR NR NR 17 NR

SCOUTING THE HOOSIERS

- Indiana enters its fifth season under head coach Jeff Mercer and are 99-79 under his guidance.
- The Hoosiers return their top seven hitters from a season ago, including senior outfielder Hunter Jessee, who hit over .400 in conference play.
- From a run production standpoint, sophomore outfielder Carter Mathison and redshirt senior catcher Matthew Ellis combined for 37 home runs and 123 RBI in 2022.
- As a staff, Indiana returns just four pitchers who logged innings for the team in 2022.

ROSTER AT A GLANCE

- Auburn's 2023 roster consists of 18 returners and 20 newcomers, including 10 freshmen and 10 transfers (four four-year, six JUCO).
- The team has 18 pitchers and 20 positions players, including four catchers, six outfielders and 10 infielders.

LEGACY LEADERS

- Seniors Kason Howell, Nate LaRue and Bobby Peirce have been voted by their coaches and teammates as the Legacy Group for the 2023 season.
- It marks the second straight year Howell has been a member of the Legacy Group.

THE ROAD TO OMAHA

- Auburn advanced to the College World Series for the second time in the last three postseasons in 2022.
- The Tigers hosted a regional for the first time in 12 years and swept the likes of Southeastern, Florida State and UCLA by a combined score of 51-18, marking the most runs by a SEC team in a three-game regional.
- The team then became the first program to defeat Oregon State in a home super regional, and secured the program's first win in Omaha since 1997 with a 6-2 win against Stanford.

HOME SWEET HOME

- Auburn went 25-9 at Plainsman Park in 2022, tied for the second most home wins in a season in the last 20 years, and won 13 of its final 15 home games.
- The Tigers went 16-4 against non-conference competition at home last season and are 72-17 (.809) in non-conference home games since 2018.

CONSISTENCY IS KEY

- Despite having the No. 6 strength of schedule, Auburn didn't lose more than back-to-back games in 2022 and dropped just two games in a row on three occasions.
- The team hasn't lost more than back-to-back games since Apr. 9-11, 2021.
- The 43 wins were tied for the most since 1999, and the winning conference record marked the Tigers' third under Thompson after doing so just once from 2004-15.

HOWELL'S HOLDING IT DOWN

- Fifth year outfielder Kason Howell has started in 113 straight games dating back to 2021.
- With 191 career games played, Howell is 55 games shy of breaking the program record.

CAPTAIN AMERICA

- Junior pitcher Joseph Gonzalez returns after leading Auburn with seven wins and a 3.22 ERA in 2022.
- Last year, Gonzalez became the first Auburn pitcher to turn in four straight SEC quality starts since 2018 and the first two win four straight SEC starts since 2015.
- Following the season, he represented our country with the USA Baseball Collegiate National Team, leading them to a bronze medal while not allowing an earned run or a walk in 11.2 innings of competition.

TOP PLAYERS AT THEIR POSITIONS

- Eight Auburn players were tabbed among the best at their respective position by D1 Baseball in the preseason.
 - Cole Foster: No. 13 shortstop
 - Joseph Gonzalez: No. 20 starting pitcher
 - Chase Isbell: No. 33 relief pitcher
 - Chase Allsup: No. 44 starting pitcher
 - Justin Kirby: No. 44 outfielder
 - Bobby Peirce: No. 62 outfielder
 - Kason Howell: No. 111 outfielder
 - Zach Crotchfelt: No. 183 starting pitcher

FAB FIVE FROSH

- Five Auburn freshmen were ranked among the top 100 freshmen in the country by Perfect Game in the preseason.
 - Zach Crotchfelt
 - Ike Irish
 - Gavin Miller
 - Hayden Murphy
 - Chris Stanfield
- Auburn's five freshmen in the top 100 were the second most in the country.

RECRUITING RANKINGS

- The Tigers 2022 incoming class was ranked unanimously in the top 10 by Perfect Game (No. 5), Baseball America (No. 6), Collegiate Baseball (No. 8) and D1 Baseball (No. 10).
- Perfect Game's No. 5 ranking is tied for the second highest in program history, trailing only the No. 4 class from 2017.
- Auburn's next two classes for 2023 and 2024 are also ranked in the top 10 by Perfect Game.

BIG SHOES TO FILL

- The Tigers will be tasked with replacing its top four hitters - Sonny DiChiara, Blake Rambusch, Brooks Carlson and Brody Moore - and five of its top pitchers - Mason Barnett, Trace Bright, Blake Burkhalter, Hayden Mullins and Carson Skipper - from 2022.

PRESEASON PROGNOSIS

- Despite being one of six programs in the country to advance to the College World Series twice in the last three postseasons - Auburn, Arkansas, Mississippi State, Texas, Stanford and Vanderbilt - the Tigers went unranked in four of the six major preseason polls and were voted on by league head coaches to finish sixth in the SEC West.

PACK OUT PLAINSMAN PARK

- Auburn has sold out of season tickets for the third straight season (2020, 2022-23), selling a record number in advance of 2023.
- Seven of the teams 15 home SEC games are already sold out after selling out of 10 home games in 2022.
- The program shattered the previous single-season attendance record from 2004 by more than 16,000, welcoming 127,947 fans through the gates of Plainsman Park in 2022.

CONGRATS, GRADS

- Five Auburn players will wear SEC graduate patches this season - Josh Hall, Brody Wortham, Justin Kirby, Tommy Sheehan and Tommy Vail.

ACCOLADES FOR THE ASSISTANTS

- Assistant coaches Karl Nonemaker and Gabe Gross both took home hardware in 2022.
- Nonemaker was named the American Baseball Coaches Association NCAA Division I Assistant Coach of the Year and Gross earned Alabama Baseball Coaches Association Division I Assistant Coach of the Year honors.

SEC EXPERIENCE ON STAFF

- Auburn's coaching staff includes 43 years of experience as a SEC coach.
 - Butch Thompson: 21 years
 - Karl Nonemaker: 8 years
 - Gabe Gross: 7 years
 - Daron Schoenrock: 7 years

TIGERS SET FOR MLB SPRING TRAINING

- Twelve former Auburn players are set to start MLB Spring Training with their respective organizations in the coming weeks.
 - Blake Burkhalter: Atlanta Braves
 - Garrett Cooper: Miami Marlins
 - Davis Daniel: Los Angeles Angels
 - Josh Donaldson: New York Yankees
 - Bailey Horn: Chicago Cubs
 - Edouard Julien: Minnesota Twins
 - Casey Mize: Detroit Tigers
 - Daniel Robert: Texas Rangers
 - Matt Scheffler: Seattle Mariners
 - Keegan Thompson: Chicago Cubs
 - Ryan Watson: Baltimore Orioles
 - Trey Wingenter: Detroit Tigers

THE 2022 MLB DRAFT WAS A DANDY

- Auburn had eight players selected in the 2022 MLB Draft, all previously undrafted.
- The eight draft picks were the second most in program history, third most in the SEC and tied for the fifth most in the country.
- The four picks in the top five rounds were the most in program history, as were the eight picks in the top 20 rounds.
- It marked the 48th consecutive year the Tigers had at least one player selected, tied for the longest active streak in the SEC.
- It marked the program record seventh straight season Auburn had a top-five-round pick.

THOMPSON'S TENURE

- In seven years under head coach Butch Thompson, Auburn has had 36 draft picks, including 16 in the top 10 rounds and 12 in the top five rounds.
- Both top-10 and top-five rounds totals are good for the most in a seven-year span in program history.

THE LAST TIME...

BATTING SUPERLATIVES

5 hits in a game	Brody Moore vs. Florida State [5-for-5] (6/4/22)
6 hits in a game	Tyler Johnstone vs. Elon [6-for-7, 2B, 3B] (2/25/05)
Reached base 6 times	Kason Howell vs. Florida State [4-5, 2 BB] (6/4/22)
Reached base 7 times	Brody Moore vs. Florida State [5-5, 2BB] (6/4/22)
4 runs in a game	Brody Moore vs. Florida State (6/4/22)
5 runs in a game	Sonny DiChiara vs. Florida State (6/4/22)
6 runs in a game	Bryson Ware vs. Alabama A&M (2/24/21)
10-game hitting streak	Bobby Peirce, 11 games (5/8-6/4)
15-game hitting streak	Blake Rambusch, 17 games (3/5-4/1/22)
20-game hitting streak	A. Grier, 22 games, (5/31/15-3/22/16)
25-game hitting streak	Justin Fradejas, 27 games (3/23-5/7/10)
30-game hitting streak	Casey Dunn, 31 games (2/22 [G1]-4/15/97)
3 doubles in a game	Kason Howell vs. Florida State (6/4/22)
4 doubles in a game	Ken Dempsey vs. Georgia (1971)
2 triples in a game	Jay Gonzalez vs. Alabama State (2/28/12)
3 triples in a game	never
2 home runs in one game	Nate LaRue vs. Southeastern (6/3/22)
3 home runs in one game	Cole Foster vs. Southeastern (6/3/22)
7 RBI in a game	Brody Moore vs. Alabama A&M (2/24/21)
8 RBI in a game	Justin Bryant at Georgia (3/19/10)
9 RBI in a game	Cole Foster vs. Southeastern (6/3/22)
10 RBI in a game	Bob Berry vs. Huntington (4/15/82)
Grand slam home run	Cole Foster vs. Southeastern (6/3/22)
Inside-the-park home run	Kason Howell at Alabama (4/15/21)
HR to begin game	Ryan Bliss vs. #11 Ole Miss (5/25/21)
Two HR in one inning	Cole Foster vs. Southeastern [1st] (6/3/22)
HR in consecutive at-bats	Cole Foster vs. Southeastern (6/3/22)
HR in three consecutive at-bats	Edouard Julien (2/20-22/19)
HR in consecutive games	Sonny DiChiara (5/21-25/22)
HR in three consecutive games	Sonny DiChiara (5/21-6/3/22)
HR in three consecutive SEC games	Trent Mummy (4/17-23/10)
HR in four consecutive games	Sonny DiChiara (5/21-6/4/22)
HR in four consecutive SEC games	Mike Bianucci (5/2-9/08)
HR in five consecutive games	Tim Lemons (4/6-10/85)
Walk-off HR	Kason Howell vs. Yale (G1 - 2/26/22)
Pinch-hit HR	Cam Hill vs. Kentucky (3/26/22)
Pinch-hit grand slam	Edouard Julien vs. BYU (G1 - 3/3/18)
HR in first at-bat of season	Steven Williams vs. Longwood (2/17/18)
HR in both games of DH	Dylan Ingram at #7 Mississippi St. (4/29/17)
Hit for the cycle	Judd Ward [3B, 1B, HR, 2B] vs. Illinois-Chicago (G1 - 2/15/20)
Hit from both sides of plate in same inning	Cole Foster [1st inn.] vs. Southeastern (6/3/22)
Two hits in same inning	Cole Foster [HR, HR] vs. Southeastern [1st] (6/3/22)
Stole home	Josh Hall vs. Kansas State (2/20/22)
Stole two bases in a game	Blake Rambusch vs. Rhode Island (G1 - 3/5/22)
Stole three bases in a game	Anfernee Grier vs. Southern (2/26/16)
Hit by a pitch 2 times in a game	Ryan Dyal vs. UAB (3/2/22)
Hit by a pitch 3+ times in a game	Dan Glevenyak at Alabama (4) (4/11/14)
Scored 20 or more runs	21 vs. Florida State (6/4/22)
Scored 25 or more runs	25 vs. Longwood (2/17/18)
Scored 30 or more runs	33 vs. Alabama A&M (2/24/21)
Scored 5 runs in an Inning	5, vs. Florida State (9th) (6/4/22)
Scored 6 runs in an Inning	6, vs. Kennesaw State (3rd) (4/20/22)
Scored 7 runs in an Inning	7, vs. Florida State (4th) (6/4/22)
Scored 8 runs in an Inning	8, at UAB (5th) (3/19/19)
Scored 9 runs in an Inning	9, vs. Rhode Island (1st) (G1 - 3/5/22)
Scored 10+ runs in an Inning	11, vs. Southeastern (1st) (6/3/22)
Recorded 10+ hits in an Inning	11, vs. Furman (5th) (2/12/00)
Scored in every inning	vs. Coppin State (3/18/14)
Recorded 15-19 hits	19, vs. Florida State (6/4/22)
Recorded 20 or more hits	20, vs. Southeastern (6/3/22)
Hit 3 or more home runs in an inning	4, vs. Southeastern [1st] (6/3/22)
Hit 3 or more home runs in a game	3, vs. Florida State (6/4/22)
Hit 5 or more home runs in a game	7, vs. Southeastern (6/3/22)
Hit 7 or more home runs in a game	7, vs. Southeastern (6/3/22)
Hit back-to-back home runs	C. Foster & S. DiChiara vs. Southeastern (1st) (6/3/22)
Hit back-to-back-to-back home runs (5/15/21)	R. Bliss, T. Miller & R. Woley vs. Texas A&M (1st)
Had 5 doubles	5, vs. Florida State (6/4/22)
Had 6 doubles	6, vs. Jacksonville State (4/21/21)
Had 7 doubles	7, vs. Chicago State (3/8/20)
Had 8 doubles	8, vs. BYU (G1 - 3/3/18)
Had 9+ doubles	11, vs. Alabama A&M (2/24/21)
Stole 5 bases in a game	5, vs. Bethune-Cookman (5/6/14)
Stole 6 bases in a game	6, vs. #21 Tennessee (3/17/19)
Stole 7 bases in a game	7, vs. Presbyterian (5/8/12)
Stole 8 bases in a game	8, vs. Alcorn State (2/22/12)
Walked 10+ times	17, vs. Florida State (6/4/22)
Did not strike out in a game	vs. Belmont (3/11/12)

PITCHING SUPERLATIVES

INDIVIDUAL	
Nine-inning no-hitter	Casey Mize vs. Northeastern (3/9/18)
Nine-inning no-hitter (combined)	Mike Mueller [2.0], Lee Carter [1.0]
	Brandon Channell [1.0], Reid Price [1.0], Andrew Skinner [1.0], Arnold Hughey [1.0], Ken Clayton [1.0], Cory Duedeit [0.2], Sean Jones [0.1] vs. UAB (3/19/02)
Seven-inning no-hitter	Jason Johnson vs. LaGrange College (4/30/91)
Nine-inning perfect game	Eric Brandon vs. Murray State (3/2/02)
Seven-inning perfect game	Jason Johnson vs. LaGrange College (4/30/91)
Nine-inning one-hitter (individual)	Keegan Thompson vs. Presbyterian (3/1/14)
Nine-inning one-hitter (combined)	Tanner Burns [7.0], Cody Greenhill [2.0] vs. Chicago State (3/6/20)
Five-inning one-hitter	Kevin Davis [3.2], Jacob Milliman [1.1], vs. Radford (2/22/15)
Nine-inning two-hitter	Tanner Burns [9.0] vs. Cincinnati (3/1/19)
Complete game	Joseph Gonzalez vs. #12 Vanderbilt (4/10/22)
Complete game shutout	Jack Owen vs. UTSA (3/9/19)
Consecutive complete games	K. Thompson vs. Arkansas & LSU (4/4 & 4/11/15)
Struck out 10 batters	10 Mason Barnett vs. UCLA (6/5/22)
Struck out 11 batters	11 by Jordan Armstrong vs. Yale (2/25/22)
Struck out 12 batters	12 by Casey Mize at Kentucky (3/23/18)
Struck out 13 batters	13 by Casey Mize vs. Texas A&M (3/16/18)
Struck out 15 batters	15 by Tanner Burns vs. Cincinnati (3/1/19)
TEAM	
Struck out 15+ batters	16, Bright [8], Sheehan [3], Burkhalter [5] vs. Stanford (6/20/22)
Struck out 20+ batters	20, Fuller [4], Watson [4], Anderson [3], Greenhill [4], Skipper [3], Wade [2] vs. #9 Arkansas (4/5/19)
Struck out 15 batters consecutive games	vs. Ga State, at Missouri (4/5-7/16)
Shut out an opponent	2-0 vs. South Carolina (4/24/22)
Consecutive shutouts	16-0 / 12-0 [7] vs. Rhode Island (3/5/22)
Three straight shutouts	2-0 vs. UTSA / 5-0 vs. UTSA (3/6-9/19)
Shut out an SEC opponent	2-0 vs. South Carolina (4/24/22)
Shut out an SEC opponent on the road	3-0 at Missouri (5/21/21)
Consecutive SEC shutouts	5-0 and 4-0 at Miss. State (3/27-28/15)
Consecutive SEC shutouts on the road	5-0 and 4-0 at Miss. State (3/27-28/15)
Was shut out	3-0 vs. Oklahoma (2/18/22)
Was held to one hit	vs. #24 Missouri (4/1/18)
Was no hit	vs. #13 Arkansas (5/25/17)
FIELDING SUPERLATIVES	
2 errors in a game	Jake Wyandt vs. #1 Ole Miss (3/17/22)
3 errors in a game	Luke Jarvis vs. Presbyterian (3/11/17)
4 errors in a game	Brett Burnham at Alabama (4/5/00)
3 double plays turned in a game	vs. Alabama (5/14/22)
4 double plays turned in a game	at #1 Arkansas (4/3/21)
5 double plays turned in a game	never
Triple play (Auburn)	vs. Memphis (5/22/78)
Triple play (Opponent)	at Florida [4th] (3/15/08)
Threw a runner out at HP to end game	Bryson Ware at Mississippi State (4/17/22)
MISC. SUPERLATIVES	
Won 10 or more consecutive games	15 (2/24-3/22/19)
Won 15 or more consecutive games	15 (2/24-3/22/19)
Won 8 or more consecutive SEC games	9 (4/1-21/95)
Lost 5 or more consecutive games	5 (4/2-11/21)
Home winning streak	21 (1964-66)
Road winning streak	14 (1967/1995)
Season-opening winning streak	17 (2/7-3/5/97)
Extra-innings victory	6-5, vs. Alabama State [10 inn] (4/19/22)
Extra-innings loss	4-5, at Texas A&M [11 inn] (3/26/22)
Swept a 3-game series	vs. South Carolina (4/22-24/22)
Swept a road series	at Alabama (4/20-21/18)
Swept a road SEC series	at Alabama (4/20-21/18)
Swept a SEC series	vs. South Carolina (4/22-24/22)
Swept a 4-game series	Rhode Island (3/4-6/22)
Swept a doubleheader	Rhode Island (3/5/22)
Allowed 3 runs or fewer in a three-game series	2, vs. Chicago State (3/6-8/20)
Allowed 3 runs or fewer in a four-game series	3, vs. Rhode Island (3/4-6/22)
Allowed 3 runs or fewer in a SEC series	3, vs. Miss. State (3/27-29/15)
Allowed 4 runs or fewer in a series	3, vs. UTSA (3/8-9/19)
Allowed 4 runs or fewer in a SEC series	4, vs. Georgia (4/23-25/15)
Allowed 3 runs or fewer in a road series	3, vs. Miss. State (3/27-29/15)
Allowed 3 runs or fewer in a SEC road series	3, vs. Miss. State (3/27-29/15)
Overcome a deficit of 7+ runs	7 runs, [7-0, 12-8] vs. Florida A&M (2/22/17)
Won a 1-0 game	vs. Mercer (5/30/15) [NCAA Regional]
Lost a 1-0 game	vs. Ohio State (2/15/14)
Walk-off win	vs. Alabama State [10 inn.] (4/19/22)
Walk-off loss	at Mississippi State [9 inn.] (4/14/22)

HITTER PROFILES

31 • MIKE BELLO OF

6-0 • 203 • SO • Oak Ridge, NJ • Pope John XXIII
 • Hit .342 in 21 home games last season

CAREER STATISTICS

YEAR	AVG	GP-GS	AB	R	H	2B	3B	HR	RBI	SB-A
2022	.253	43-27	99	18	25	4	0	1	12	1-1

SEASON HIGHS

AB: --	5, two times	CAREER HIGHS	
R: --	4, two times	H: --	3, two times
H: --	3, two times	2B: --	1, four times
2B: --	1, four times	HR: --	1, at Texas A&M (3/26/22)
HR: --	1, at Texas A&M (3/26/22)	RBI: --	2, three times
RBI: --	2, three times		

6 • RYAN DYAL C

5-10 • 197 • R-JR • Senoia, GA • East Coweta

CAREER STATISTICS

YEAR	AVG	GP-GS	AB	R	H	2B	3B	HR	RBI	SB-A
2021	.200	31-22	70	18	14	2	0	3	7	1-1
2022	.217	32-27	92	23	20	4	0	4	26	0-0
TOTAL	.210	63-49	162	41	34	6	0	7	33	1-1

SEASON HIGHS

AB: --	5, four times	CAREER HIGHS	
R: --	3, two times	H: --	2, seven times
H: --	2, seven times	2B: --	1, six times
2B: --	1, six times	HR: --	1, seven times
HR: --	1, seven times	RBI: --	4, vs. Rhode Island (3/6/22)
RBI: --	4, vs. Rhode Island (3/6/22)		

7 • COLE FOSTER IF

6-1 • 193 • JR • Plano, TX • Plano Senior

- Rated the No. 13 shortstop in the country and No. 40 college prospect for the 2023 MLB Draft by D1 Baseball
- Tabbed the No. 75 junior in the country by Perfect Game

CAREER STATISTICS

YEAR	AVG	GP-GS	AB	R	H	2B	3B	HR	RBI	SB-A
2021	.292	15-4	24	5	7	3	0	0	1	0-0
2022	.272	52-51	169	40	46	11	0	9	47	2-4
TOTAL	.275	67-55	193	45	53	14	0	9	48	2-4

SEASON HIGHS

AB: --	6, vs. Southeastern (6/3/22)	CAREER HIGHS	
R: --	4, vs. Southeastern (6/3/22)	H: --	4, vs. Southeastern (6/3/22)
H: --	4, vs. Southeastern (6/3/22)	2B: --	2, vs. Stanford (6/20/22)
2B: --	2, vs. Stanford (6/20/22)	HR: --	3, vs. Southeastern (6/3/22)
HR: --	3, vs. Southeastern (6/3/22)	RBI: --	9, vs. Southeastern (6/3/22)
RBI: --	9, vs. Southeastern (6/3/22)		

1 • CADEN GREEN IF

5-11 • 164 • JR • Tulsa, OK • Seminole State

- Rated the No. 37 impact JUCO transfer by D1 Baseball

CAREER STATISTICS

YEAR	AVG	GP-GS	AB	R	H	2B	3B	HR	RBI	SB-A
2021*	.448	39/-	125	38	56	16	2	9	44	8-11
2022*	.425	48/-	181	66	77	22	2	13	49	12-16
TOTAL	.435	87/-	306	104	133	38	4	22	93	20-27

SEASON HIGHS

AB: --	6, two times	CAREER HIGHS	
R: --	4, vs. Rose State (3/5/22)	H: --	5, at Western OK State (3/29/22)
H: --	5, at Western OK State (3/29/22)	2B: --	2, seven times
2B: --	2, seven times	HR: --	1, 12 times
HR: --	1, 12 times	RBI: --	5, vs. Murray State (1/31/21)
RBI: --	5, vs. Murray State (1/31/21)		

2 • JOSH HALL OF

5-9 • 174 • GR • Homewood, AL • Ole Miss

- Bouncing back from a season-ending injury suffered at LSU last season (3/31)

CAREER STATISTICS

YEAR	AVG	GP-GS	AB	R	H	2B	3B	HR	RBI	SB-A
2019*	.171	54-9	35	12	6	0	1	1	7	10-11
2021	.326	20-10	43	10	14	2	2	0	9	5-6
2022	.269	18-6	26	5	7	1	0	0	2	1-1
AU	.304	38-16	69	15	21	3	2	0	11	6-7
TOTAL	.260	92-25	104	27	27	3	3	1	18	16-18

SEASON HIGHS

AB: --	5, two times	CAREER HIGHS	
R: --	3, vs. AAMU (2/23/21)	H: --	3, vs. AAMU (2/23/21)
H: --	3, vs. AAMU (2/23/21)	2B: --	1, three times
2B: --	1, three times	HR: --	1, vs. Ark-Pine Bluff (3/20/19)
HR: --	1, vs. Ark-Pine Bluff (3/20/19)	RBI: --	3, vs. AAMU (2/23/21)
RBI: --	3, vs. AAMU (2/23/21)		

16 • CAM HILL IF

6-4 • 219 • JR • Madison, AL • Bob Jones

CAREER STATISTICS

YEAR	AVG	GP-GS	AB	R	H	2B	3B	HR	RBI	SB-A
2021	.270	35-30	111	19	30	6	1	5	22	0-0
2022	.278	39-26	108	16	30	7	0	1	19	0-1
TOTAL	.274	74-56	219	35	60	13	1	6	41	0-1

SEASON HIGHS

AB: --	5, six times	CAREER HIGHS	
R: --	4, at Missouri (5/20/21)	H: --	3, four times
H: --	3, four times	2B: --	2, vs. Texas A&M (5/16/21)
2B: --	2, vs. Texas A&M (5/16/21)	HR: --	1, six times
HR: --	1, six times	RBI: --	4, vs. Boston College (3/6/21)
RBI: --	4, vs. Boston College (3/6/21)		

5 • KASON HOWELL OF

6-0 • 178 • 5th • Argyle, TX • Liberty Christian

- Rated the No. 111 outfielder in the country by D1 Baseball
- Has started 113 straight games dating back to 2021

CAREER STATISTICS

YEAR	AVG	GP-GS	AB	R	H	2B	3B	HR	RBI	SB-A
2019	.262	63-63	225	31	59	10	0	0	28	14-16
2020	.359	11-10	39	8	14	7	0	0	6	0-0
2021	.260	52-51	177	29	46	12	0	8	30	8-13
2022	.287	65-65	251	50	72	19	2	2	35	11-13
TOTAL	.276	191-189	692	118	191	48	2	10	99	33-42

SEASON HIGHS

AB: --	6, five times	CAREER HIGHS	
R: --	3, four times	H: --	4, vs. Florida State (6/4/22)
H: --	4, vs. Florida State (6/4/22)	2B: --	3, vs. Florida State (6/4/22)
2B: --	3, vs. Florida State (6/4/22)	HR: --	2, two times
HR: --	2, two times	RBI: --	5, at Missouri (5/20/21)
RBI: --	5, at Missouri (5/20/21)		

14 • JUSTIN KIRBY OF

5-11 • 203 • GR • Alpharetta, GA • Kent State

- Rated the No. 43 impact transfer and No. 44 outfielder in the country by D1 Baseball

CAREER STATISTICS

YEAR	AVG	GP-GS	AB	R	H	2B	3B	HR	RBI	SB-A
2019*	.313	42/37	147	42	46	14	2	9	30	9-11
2020*	.189	12/12	37	3	7	3	0	0	2	0-0
2021*	.301	48/43	146	31	44	8	1	5	25	10-10
2022*	.323	53/51	198	44	64	17	1	15	45	14-20
TOTAL	.305	155/143	528	120	161	42	4	29	102	33-41

SEASON HIGHS

AB: --	6, five times	CAREER HIGHS	
R: --	4, two times	H: --	4, two times
H: --	4, two times	2B: --	2, five times
2B: --	2, five times	HR: --	3, at Northern Illinois (4/19/22)
HR: --	3, at Northern Illinois (4/19/22)	RBI: --	6, at Akron
RBI: --	6, at Akron		

37 • MASON LAND IF

5-10 • 181 • SR • Cantonment, FL • Chatt Valley

CAREER STATISTICS

YEAR	AVG	GP-GS	AB	R	H	2B	3B	HR	RBI	SB-A
2020*	.250	3-1	4	2	1	0	0	0	0	0-0
2021*	.367	51/-	166	58	61	10	1	7	43	4-4
2022	.244	28-9	45	4	11	1	0	0	3	0-0
TOTAL	.340	82-10	215	64	73	11	1	7	46	4-4

SEASON HIGHS

AB: --	5, five times	CAREER HIGHS	
R: --	4, two times	H: --	4, two times
H: --	4, two times	2B: --	2, vs. Snead State (5/9/21)
2B: --	2, vs. Snead State (5/9/21)	HR: --	2, vs. Wallace-Dothan (4/29/21)
HR: --	2, vs. Wallace-Dothan (4/29/21)	RBI: --	5, at Lurleen B. Wallace (4/7/21)
RBI: --	5, at Lurleen B. Wallace (4/7/21)		

24 • NATE LARUE C

6-3 • 223 • SR • Mobile, AL • McGill-Toolen

CAREER STATISTICS

YEAR	AVG	GP-GS	AB	R	H	2B	3B	HR	RBI	SB-A
2020	.294	8-3	17	6	5	1	0	0	2	0-0
2021	.219	16-10	32	8	7	2	0	2	5	0-0
2022	.211	52-42	152	19	32	8	0	6	34	2-2
TOTAL	.219	76-55	201	33	44	11	0	8	41	2-2

SEASON HIGHS

AB: --	5, five times	CAREER HIGHS	
R: --	3, vs. Southeastern (6/3/22)	H: --	3, at Texas A&M (3/27/22)
H: --	3, at Texas A&M (3/27/22)	2B: --	2, vs. Arkansas (5/6/22)
2B: --	2, vs. Arkansas (5/6/22)	HR: --	2, vs. Southeastern (6/3/22)
HR: --	2, vs. Southeastern (6/3/22)	RBI: --	5, at Texas A&M (3/27/22)
RBI: --	5, at Texas A&M (3/27/22)		

26 • COOPER McMURRAY IF

6-3 • 258 • R-SO • Tulsa, OK • Kansas

CAREER STATISTICS

YEAR	AVG	GP-GS	AB	R	H	2B	3B	HR	RBI	SB-A
2019*	.171	54-9	35	12	6	0	1	1	7	10-11
2021	.326	20-10	43	10	14	2	2	0	9	5-6
2022	.269	18-6	26	5	7	1	0	0	2	1-1
AU	.304	38-16	69	15	21	3	2	0	11	6-7
TOTAL	.260	92-25	104	27	27	3	3	1	18	16-18

SEASON HIGHS

AB: --	6, vs. Oklahoma (4/23/22)	CAREER HIGHS	
R: --	2, vs. West Virginia (4/30/22)	H: --	3, at Baylor (4/26/22)
H: --	3, at Baylor (4/26/22)	2B: --	1, six times
2B: --	1, six times	HR: --	2, vs. West Virginia (4/30/22)
HR: --	2, vs. West Virginia (4/30/22)	RBI: --	3, at Texas (5/21/22)
RBI: --	3, at Texas (5/21/22)		

9 • BRODY MOSS IF

5-11 • 183 • SO • Helena, AL • Helena

CAREER STATISTICS

YEAR	
------	--

4 • CARTER WRIGHT C

6-0 • 195 • JR • Blairsville, GA • Iowa Western

CAREER STATISTICS

YEAR	AVG	GP-GS	AB	R	H	2B	3B	HR	RBI	SB-A
2021*	.353	43/-	119	34	42	8	0	0	27	0-0
2022*	.371	39/-	124	29	46	9	1	1	43	4-4
TOTAL	.362	82/-	243	63	88	17	1	1	70	4-4

SEASON HIGHS

AB: --
R: --
H: --
2B: --
HR: --
RBI: --

CAREER HIGHS

5, seven times
3, six times
3, five times
2, two times
1, at Southwestern (4/6/22)
5, at Southwestern (4/6/22)

PITCHER PROFILES

46 • CHASE ALLSUP RHP

6-1 • 238 • SO • Dothan, AL • Dothan

- Rated the No. 44 starting pitcher by D1 Baseball
- Tabbed the No. 71 sophomore and No. 113 prospect for the 2024 MLB Draft by Perfect Game

CAREER STATISTICS

YEAR	ERA	W-L	G/S	IP	H	R	ER	BB	K	BAA
2022	3.38	1-0	23/0	29.1	24	15	11	17	36	.226

SEASON HIGHS

IP: --
H: --
R: --
ER: --
K: --
BB: --
PC: --

CAREER HIGHS

2.2, at Jax State (4/26/22)
3, vs. MTSU (3/13/22)
4, vs. Ole Miss (3/18/22)
2, two times
5, vs. Samford (4/12/22)
2, four times
49, vs. Ole Miss (3/18/22)

41 • JOHN ARMSTRONG RHP

5-11 • 225 • SO • Marietta, GA • Harrison

CAREER STATISTICS

YEAR	ERA	W-L	G/S	IP	H	R	ER	BB	K	BAA
2022	4.26	1-0	19/0	19.0	20	13	9	11	21	.294

SEASON HIGHS

IP: --
H: --
R: --
ER: --
K: --
BB: --
PC: --

CAREER HIGHS

2.2, two times
4, vs. Arkansas (6/21/22)
4, vs. Arkansas (6/21/22)
4, vs. Arkansas (6/21/22)
4, vs. Arkansas (5/8/22)
2, two times
40, vs. Arkansas (5/8/22)

25 • TANNER BAUMAN LHP

6-4 • 208 • JR • Jacksonville, FL • St. John's River

- Rated as the No. 31 impact JUCO transfer by D1 Baseball

CAREER STATISTICS

YEAR	ERA	W-L	G/S	IP	H	R	ER	BB	K	BAA
2021*	4.70	2-3	19/4	44.0	47	28	23	18	40	.267
2022*	5.91	3-10	16/14	77.2	96	69	51	34	100	.292
TOTAL	5.47	5-13	35/18	121.2	143	97	74	52	140	.283

SEASON HIGHS

IP: --
H: --
R: --
ER: --
K: --
BB: --
PC: --

CAREER HIGHS

7.0, vs. Fla State Jacksonville (4/5/21)
11, at Central Florida (3/25/22)
8, two times
6, three times
11, vs. Seminole State (3/7/22)
4, three times

33 • WILL CANNON RHP

6-1 • 187 • SO • Phenix City, AL • NW Florida State

- Rated as the No. 7 impact JUCO transfer by Perfect Game

CAREER STATISTICS

YEAR	ERA	W-L	G/S	IP	H	R	ER	BB	K	BAA
2022*	3.10	3-2	14/1	29.0	23	10	10	19	30	.213

SEASON HIGHS

IP: --
H: --
R: --
ER: --
K: --
BB: --
PC: --

CAREER HIGHS

4.2, vs. Chipola (4/9/22)
4, two times
3, vs. TNXL (3/5/22)
3, vs. TNXL (3/5/22)
5, vs. Chipola (4/9/22)
5, vs. Chipola (4/9/22)

54 • K. COPELAND LHP

6-2 • 185 • SR • Mobile, AL • Pensacola State

- Spent the 2020 season at EMCC before transferring to Pensacola State for 2021

CAREER STATISTICS

YEAR	ERA	W-L	G/S	IP	H	R	ER	BB	K	BAA
2020*	5.28	0-2	3/1	15.1	19	12	9	7	8	.297
2021*	1.74	7-1	12/8	57.0	43	14	11	16	81	.201
2022	4.20	3-0	9/2	15.0	20	11	7	8	19	.328
TOTAL	2.78	10-3	25/13	87.1	82	37	27	31	108	.242

SEASON HIGHS

IP: --
H: --
R: --
ER: --
K: --
BB: --
PC: --

CAREER HIGHS

7.0, two times
11, at Chipola (3/20/21)
4, three times
4, two times
12, at NW FL State (4/30/21)
2, nine times
68, vs. Kennesaw St. (4/20/22)

45 • J. GONZALEZ RHP

6-4 • 233 • JR • Humacao, PR • Leadership CA

- Rated the No. 20 starting pitcher and No. 28 college prospect for the 2023 MLB Draft by D1 Baseball
- Tabbed the No. 65 junior by Perfect Game

CAREER STATISTICS

YEAR	ERA	W-L	G/S	IP	H	R	ER	BB	K	BAA
2021	6.17	2-3	21/5	42.1	51	30	29	10	30	.293
2022	3.22	7-4	15/14	78.1	83	30	28	15	54	.276
TOTAL	4.25	9-7	36/19	120.2	134	60	57	25	84	.282

SEASON HIGHS

IP: --
H: --
R: --
ER: --
K: --
BB: --
PC: --

CAREER HIGHS

9.0, vs. Vandy (4/10/22)
9, two times
9, vs. Miss. State (4/11/21)
9, vs. Miss. State (4/11/21)
8, two times
5, at Arkansas (4/3/21)
110, at MSU (4/16/22)

29 • C. HERBERHOLZ RHP

5-11 • 197 • R-JR • Scottsboro, AL • Southern Union

- Spent the 2020-21 seasons at Tennessee Tech before transferring to Southern Union for 2022

CAREER STATISTICS

YEAR	ERA	W-L	G/S	IP	H	R	ER	BB	K	BAA
2020*	10.43	0-4	5/4	14.2	17	19	17	10	13	.288
2021*	13.50	0-0	1/0	0.2	0	1	1	1	1	.000
2022*	2.40	4-0	10/7	56.1	41	24	15	11	55	.179
TOTAL	4.14	4-4	16/12	71.2	58	44	33	22	69	.199

SEASON HIGHS

IP: --
H: --
R: --
ER: --
K: --
BB: --
PC: --

CAREER HIGHS

7.2, at Beville State (4/15/22)
7, vs. Shelton State (3/31/22)
7, at Wallace State (3/24/22)
6, at N.C. State (2/23/20)
13, vs. Marion Military (3/17/22)
4, vs. Bradley (2/29/20)
78, vs. Evansville (2/16/20)

43 • CHASE ISBELL RHP

6-2 • 210 • SR • Springville, AL • Samford

- Rated the No. 33 relief pitcher by D1 Baseball
- Allowed just one earned run in his final nine outings and 13.1 innings pitched last season

CAREER STATISTICS

YEAR	ERA	W-L	G/S	IP	H	R	ER	BB	K	BAA
2020*	3.38	1-0	5/0	5.1	3	4	2	7	6	.167
2021*	2.32	4-2	26/0	31.0	19	9	8	13	44	.173
2022	4.82	1-1	14/0	18.2	17	10	10	14	23	.243
TOTAL	3.27	6-3	45/0	55.0	39	23	20	34	73	.181

SEASON HIGHS

IP: --
H: --
R: --
ER: --
K: --
BB: --
PC: --

CAREER HIGHS

3.0, at ETSU (5/21/21)
5, vs. Vandy (4/9/22)
5, at LSU (4/1/22)
5, at LSU (4/1/22)
6, at ETSU (5/21/21)
3, at Samford (5/17/22)
57, at ETSU (5/21/21)

20 • TOMMY SHEEHAN LHP

6-0 • 210 • Gr. • Brielle, NJ • Notre Dame

- Allowed just one earned run in his final seven appearances and 15.0 innings in 2022

CAREER STATISTICS

YEAR	ERA	W-L	G/S	IP	H	R	ER	BB	K	BAA
2018*	5.74	2-4	14/14	62.2	62	43	40	41	27	.264
2019*	4.58	5-6	15/15	92.1	100	62	47	23	62	.268
2020*	2.70	3-0	4/4	23.1	18	7	7	5	22	.202
2021*	6.75	0-1	2/2	8.0	10	6	6	5	10	.303
2022	4.28	2-0	16/3	33.2	25	18	16	22	29	.207
TOTAL	4.75	12-11	51/37	220.0	215	136	116	96	150	.256

SEASON HIGHS

IP: --
H: --
R: --
ER: --
K: --
BB: --
PC: --

CAREER HIGHS

9.0, two times
13, vs. North Carolina (4/13/19)
11, vs. North Carolina (4/13/19)
8, vs. North Carolina (4/13/19)
9, at UAB (2/14/20)
6, vs. Purdue (2/24/18)
112, vs. North Carolina (4/13/19)

21 • TOMMY VAIL LHP

5-11 • 190 • Gr. • Seattle, WA • TCU/Notre Dame

- Was teammates with Tommy Sheehan at ND from 2018-21 before spending last season at TCU

CAREER STATISTICS

YEAR	ERA	W-L	G/S	IP	H	R	ER	BB	K	BAA
2018*	3.90	3-2	27/1	27.2	24	16	12	24	30	.231
2019*	3.27	3-2	25/2	44.0	19	16	16	26	61	.157
2020*	2.08	3-0	7/0	17.1	5	6	4	3	24	.086
2021*	DNP-INJURED									
2022*	3.65	1-0	13/0	12.1	9	5	5	6	15	.205
TOTAL	3.29	9-4	72/3	101.1	62	46	37	59	130	.171

SEASON HIGHS

IP: --
H: --
R: --
ER: --
K: --
BB: --
PC: --

CAREER HIGHS

5.1, vs. Toledo (2/22/20)
5, vs. Boston College (4/29/18)
4, two times
3, three times
9, vs. Toledo (2/22/20)
5, vs. Duke (5/21/19)
92, vs. Boston College (4/29/18)

PITCHING CAREERS

CHASE ALLSUP'S AUBURN APPEARANCES

2022 - FRESHMAN YEAR

Date	Opp (Res.)	DEC	QS	IP	H	R	ER	BB	SO	HR	ERA	NP
2/20	vs. Kansas State (W, 12-1)	-	-	1.0	0	0	0	0	3	0	0.00	14
2/25	YALE (W, 9-0)	-	-	1.0	0	0	0	2	2	0	0.00	25
3/2	UAB (W, 16-1)	-	-	1.0	0	0	0	1	2	0	0.00	20
3/9	vs. Tennessee Tech (W, 4-3)	-	-	2.0	2	0	0	1	3	0	0.00	39
3/13	MIDDLE TENNESSEE-G1 (W, 10-7)	-	-	1.1	3	1	0	1	3	0	0.00	35
3/18	#1 OLE MISS (W, 19-5)	-	-	1.1	2	4	2	2	2	1	2.35	49
3/26	at Texas A&M (L, 4-5 [11])	-	-	0.1	0	0	0	0	0	0	2.25	1
3/27	at Texas A&M (W, 13-9)	W	-	1.0	0	1	0	1	0	0	2.00	19
4/5	at UAB (W, 6-4)	S	-	2.1	2	1	1	0	2	1	2.38	34
4/12	SAMFORD (W, 4-1)	-	-	2.0	1	0	0	0	5	0	2.03	33
4/19	ALABAMA STATE (W, 6-5 [10])	-	-	0.2	0	0	0	2	0	0	1.93	15
4/22	SOUTH CAROLINA (W, 6-3)	-	-	0.2	0	0	0	0	0	0	1.84	5
4/26	at Jax State (W, 8-4)	-	-	2.2	2	1	1	0	3	1	2.08	31
4/30	at #1 Tennessee (W, 8-6)	-	-	1.1	2	1	1	1	1	0	2.41	41
5/6	#3 ARKANSAS (L, 8-11)	-	-	1.2	1	0	0	1	0	0	2.21	21
5/8	#3 ARKANSAS (L, 4-7)	-	-	0.2	1	1	1	2	0	0	2.57	22
5/14	ALABAMA (W, 6-4)	S	-	2.0	1	0	0	0	2	0	2.35	21
5/17	at Samford (W, 8-4)	-	-	1.0	1	0	0	1	2	0	2.25	21
5/20	at Kentucky (W, 6-3)	-	-	1.0	1	1	1	0	1	1	2.52	14
5/21	at Kentucky (L, 3-6)	-	-	2.0	2	1	1	0	2	0	2.67	28
5/25	vs. Kentucky (L, 1-3)	-	-	1.0	0	0	0	0	3	0	2.57	20
6/12	at #3 Oregon State (L, 3-4)	-	-	0.2	1	1	1	1	0	0	2.83	11
6/21	vs. Arkansas (L, 1-11)	-	-	0.2	2	2	2	1	1	0	3.38	21

JOHN ARMSTRONG'S AUBURN APPEARANCES

2022 - FRESHMAN YEAR

Date	Opp (Res.)	DEC	QS	IP	H	R	ER	BB	SO	HR	ERA	NP
2/18	vs. Oklahoma (L, 0-3)	-	-	1.0	0	0	0	0	1	0	0.00	8
2/19	vs. #12 Texas Tech (W, 2-1)	-	-	0.2	0	0	0	1	0	0	0.00	13
2/25	YALE (W, 9-0)	-	-	0.2	0	0	0	0	2	0	0.00	9
2/26	YALE-G2 (L, 4-5 [10])	-	-	0.2	1	0	0	0	1	0	0.00	12
3/1	ALABAMA STATE (W, 13-7)	-	-	0.2	1	0	0	0	2	0	0.00	16
3/9	vs. Tennessee Tech (W, 4-3)	-	-	0.1	1	0	0	0	1	0	0.00	5
3/11	MIDDLE TENNESSEE (L, 8-10)	-	-	0.1	0	3	0	2	1	0	0.00	18
3/17	#1 OLE MISS (L, 6-13)	-	-	0.0	2	3	2	2	0	0	4.15	19
3/22	vs. South Alabama (W, 13-12)	-	-	0.1	0	0	0	0	0	0	3.86	4
3/29	JAX STATE (L, 2-5)	-	-	1.1	1	0	0	1	0	0	3.00	26
5/8	#3 ARKANSAS (L, 4-7)	-	-	2.2	0	0	0	1	4	0	2.08	40
5/13	ALABAMA (W, 3-2)	W	-	2.2	1	0	0	0	3	0	1.59	29
5/17	at Samford (W, 8-4)	-	-	2.1	1	0	0	0	3	0	1.32	29
5/20	at Kentucky (L, 1-5)	-	-	0.2	1	0	0	0	2	0	1.26	10
5/21	at Kentucky (L, 3-6)	-	-	0.0	3	2	2	1	0	0	2.51	11
6/4	FLORIDA STATE (W, 21-7)	-	-	2.0	3	1	1	1	0	0	2.76	24
6/11	at #3 Oregon State (W, 7-5)	-	-	1.0	0	0	0	1	0	0	2.60	15
6/12	at #3 Oregon State (L, 3-4)	-	-	0.2	2	0	0	0	0	0	2.50	9
6/21	vs. Arkansas (L, 1-11)	-	-	1.0	4	4	4	1	1	1	4.26	24

PARKER CARLSON'S AUBURN APPEARANCES

2022 - FRESHMAN YEAR

Date	Opp (Res.)	DEC	QS	IP	H	R	ER	BB	SO	HR	ERA	NP
2/23	TROY (W, 13-1)	-	-	1.0	0	0	0	0	1	0	0.00	8
2/26	YALE-G2 (L, 4-5 [10])	-	-	1.0	2	1	1	0	1	1	4.50	17
3/6	RHODE ISLAND (W, 14-1)	W	-	3.0	2	1	1	1	4	1	3.60	40
3/13	MIDDLE TENNESSEE-G1 (W, 10-7)	-	-	0.2	3	3	3	0	2	1	7.94	24
3/29	JAX STATE (L, 2-5)	L	-	1.2	1	2	2	2	2	0	8.59	34

KONNER COPELAND'S AUBURN APPEARANCES

2022 - JUNIOR YEAR

Date	Opp (Res.)	DEC	QS	IP	H	R	ER	BB	SO	HR	ERA	NP
3/1	*ALABAMA STATE (W, 13-7)	-	-	2.1	5	1	0	2	1	0	0.00	52
4/1	at #12 LSU (L, 2-9)	-	-	0.1	0	0	0	0	0	0	0.00	1
4/15	at Mississippi State (L, 5-9)	-	-	0.1	0	0	0	0	1	0	0.00	3
4/20	* KENNESAW STATE (W, 14-1)	W	-	4.0	2	0	0	1	8	0	0.00	68
4/26	at Jax State (W, 8-4)	W	-	1.1	3	2	2	1	1	0	2.16	25
4/30	at #1 Tennessee (W, 8-6)	W	-	2.0	3	1	1	0	2	1	2.61	41
5/6	#3 ARKANSAS (L, 8-11)	-	-	1.1	2	4	4	2	1	2	5.40	32
5/10	at Troy (W, 11-4)	-	-	0.2	1	0	0	0	1	0	5.11	12
6/3	SOUTHEASTERN (W, 19-7)	-	-	2.2	4	3	0	2	4	0	4.20	56

JOSEPH GONZALEZ'S AUBURN APPEARANCES

2021 - FRESHMAN YEAR

Date	Opp (Res.)	DEC	QS	IP	H	R	ER	BB	SO	HR	ERA	NP
2/20	PRESBYTERIAN (W, 6-1)	-	-	1.0	2	0	0	0	1	0	0.00	12
2/24	ALABAMA A&M (W, 33-0)	-	-	1.0	0	0	0	0	2	0	0.00	11
2/26	vs. #25 Oklahoma (L, 3-4 [10])	-	-	1.1	4	1	1	0	0	0	2.70	25
3/9	*at UAB (W, 6-5)	-	-	5.0	1	1	1	0	7	0	2.16	60
3/14	LITTLE ROCK (L, 6-12)	-	-	0.2	2	1	1	0	0	0	3.00	12
3/16	at Lipscomb (W, 9-7)	-	-	1.1	1	0	0	0	1	0	2.61	17
3/19	at #4 Ole Miss (L, 0-1)	L	-	1.0	1	1	1	0	0	1	3.18	16
3/27	*KENTUCKY (L, 4-6)	L	-	4.0	8	5	5	2	4	0	5.28	71
4/3	*at #1 Arkansas (L, 5-6 [10])	-	-	5.0	2	2	2	5	1	0	4.87	86
4/11	*#4 MISSISSIPPI STATE (L, 10-19)	L	-	0.2	7	9	9	1	9	0	8.57	44
4/17	*at Alabama (L, 9-10)	-	-	1.1	4	3	3	0	0	0	9.27	29
4/21	JAX STATE (W, 8-7 [10])	-	-	3.1	3	0	0	0	3	0	8.06	55
4/25	#10 FLORIDA (W, 10-8 [7])	W	-	2.2	3	2	2	1	0	0	7.94	43
4/30	at #20 Georgia (W, 10-6 [14])	-	-	1.0	2	0	0	0	0	0	7.67	16
5/1	at #20 Georgia (W, 9-7)	-	-	2.2	3	2	2	0	3	1	7.59	29
5/7	LSU (L, 6-9)	-	-	3.1	3	1	1	0	4	0	7.13	51
5/12	at Samford (L, 1-6)	-	-	1.0	0	0	0	1	1	0	6.94	12
5/14	TEXAS A&M (W, 5-4)	-	-	1.0	0	0	0	0	0	0	6.75	9
5/16	TEXAS A&M (W, 8-5)	W	-	3.2	3	2	1	0	3	0	6.37	40
5/22	at Missouri (L, 6-7)	-	-	1.0	2	0	0	0	0	0	6.21	14

5/25 vs. #11 Ole Miss (L, 4-7) - - 0.1 0 0 0 0 0 0 6.17 3

2022 - SOPHOMORE YEAR

Date	Opp (Res.)	DEC	QS	IP	H	R	ER	BB	SO	HR	ERA	NP
2/19	*vs. #12 Texas Tech (W, 2-1)	W	-	5.0	3	0	0	3	5	0	0.00	81
2/26	*YALE (W, 4-3)	-	-	3.0	7	3	3	0	2	0	3.38	47
3/5	*RHODE ISLAND-G1 (W, 16-0)	W	X	6.2	5	0	0	1	8	0	1.84	89
3/13	*MIDDLE TENNESSEE-G1 (W, 10-7)	-	-	1.0	0	0	0	1	0	0	1.72	12
3/29	JAX STATE (L, 2-5)	-	-	1.2	0	0	0	0	0	0	1.56	13
4/2	*at #12 LSU (W, 6-4)	W	X	6.0	9	3	3	2	1	0	2.31	92
4/10	*#12 VANDERBILT (W, 8-2)	W	X	9.0	8	2	1	0	8	0	1.95	104
4/16	*at Mississippi State (W, 3-2)	W	X	8.0	7	2	2	0	6	2	2.01	110
4/24	*SOUTH CAROLINA (W, 2-0)	W	X	7.0	7	0	0	0	4	0	1.71	89
5/1	*at #1 Tennessee (L, 3-5)	L	-	7.1	7	5	5	1	2	2	2.30	91
5/7	*#3 ARKANSAS (L, 4-7)	L	-	2.2	9	5	5	0	0	1	2.98	53
5/21	*at Kentucky (L, 3-6)	-	-	5.0	3	0	0	2	3	0	2.74	79
6/4	*FLORIDA STATE (W, 21-7)	W	X	6.0	4	3	3	3	4	0	2.90	96
6/12	*at #3 Oregon State (L, 3-4)	L	-	5.1	7	3	2	0	5	2	2.95	77
6/18	*vs. Ole Miss (L, 1-5)	L	-	5.0	7	4	4	1	7	1	3.22	73

CHASE ISBELLS' AUBURN APPEARANCES

2022 - JUNIOR YEAR

Date	Opp (Res.)	DEC	QS	IP	H	R	ER	BB	SO	HR	ERA	NP
3/22	vs. South Alabama (W, 13-12)	-	-	1.0	1	0	0	0	1	0	0.00	18
3/26	at Texas A&M (L, 4-5 [11])	L	-	2.1	2	1	1	0	3	0	2.70	45
4/1	at LSU (L, 2-9)	-	-	0.2	3	5	5	2	0	0	13.50	27
4/5	at UAB (W, 6-4)	-	-	0.1	0	0	0	1	0	0	12.46	11
4/9	#12 VANDERBILT (L, 4-19)	-	-	1.0	5	3	3	0	1	0	15.19	31
4/15	at Mississippi State (L, 5-9)	-	-	1.0	1	0	0	1	2	0	12.79	21
4/22	KENNESAW STATE (W, 14-1)	-	-	1.0	0	0	0	1	1	0	11.05	15
4/29	at #1 Tennessee (L, 4-17)	-	-	1.0	1	0	0	0	1	0	9.72	12
5/7	#3 ARKANSAS (W, 5-3)	-	-	2.1	1	1	1	1	3	0	8.44	37
5/10	at Troy (W, 11-4)	W	-	1.0	0	0	0	1	1	0	7.71	17
5/17	at Samford (W, 8-4)	-	-	0.2	0	0	0	3	0	0	7.30	28
5/20	at Kentucky (L, 1-5)	-	-	2.0	2	0	0	1	3	0	6.28	32
6/12	at #3 Oregon State (L, 3-4)	-	-	2.2	0	0	0	2	4	0	5.29	41
6/21	vs. Arkansas (L, 1-11)	-	-									

2022 OVERALL STATS



**2022 Auburn Baseball
Overall Statistics for Auburn (as of Feb 13, 2023)
(All games Sorted by Batting avg)**



Record: 43-22 Home: 25-9 Away: 12-9 Neutral: 6-4 SEC: 16-13

Player	avg	gp-gs	ab	r	h	2b	3b	hr	rbi	tb	slg%	bb	hp	so	gdp	ob%	sf	sh	sb-att	po	a	e	fld%	
17 DiChiara, Sonny	.383	61-61	206	59	79	15	0	22	59	160	.777	68	10	55	5	.549	2	0	0-0	426	23	4	.991	
1 Rambusch, Blake	.327	65-65	266	55	87	13	1	4	37	114	.429	28	15	36	3	.415	4	3	16-21	39	115	7	.957	
19 Carlson, Brooks	.297	53-46	185	36	55	11	0	6	31	84	.454	23	2	49	5	.379	1	0	0-1	8	0	1	.889	
4 Moore, Brody	.291	64-64	254	46	74	12	1	5	38	103	.406	24	2	35	2	.351	5	2	6-8	70	143	4	.982	
5 Howell, Kason	.287	65-65	251	50	72	19	2	2	35	101	.402	28	14	52	1	.385	3	3	11-13	155	3	2	.988	
27 Pearce, Bobby	.284	48-38	162	33	46	7	4	10	31	91	.562	13	4	46	4	.350	1	0	5-6	71	5	1	.987	
7 Foster, Cole	.267	53-52	172	40	46	11	0	9	47	84	.488	29	10	46	3	.395	4	1	2-4	76	122	6	.971	
28 LaRue, Nate	.211	52-42	152	19	32	8	0	6	34	58	.382	13	2	66	0	.272	6	1	2-2	403	37	2	.995	

72 Moss, Brody	.333	6-0	3	0	1	0	0	0	1	1	.333	0	0	1	0	.250	1	0	0-0	0	1	0	1.000	
16 Hill, Cam	.278	39-26	108	16	30	7	0	1	19	40	.370	13	1	34	1	.358	1	0	0-1	31	1	0	1.000	
2 Hall, Josh	.269	18-6	26	5	7	1	0	0	2	8	.308	5	0	10	0	.387	0	0	1-1	7	0	0	1.000	
31 Bello, Mike	.253	43-27	99	18	25	4	0	1	12	32	.323	14	2	21	0	.350	2	1	1-1	43	0	1	.977	
37 Land, Mason	.244	28-9	45	4	11	1	0	0	3	12	.267	4	1	9	0	.320	0	3	0-0	14	4	1	.947	
11 Farquhar, Garrett	.236	39-17	72	17	17	4	0	2	12	27	.375	7	4	8	2	.337	0	0	0-0	34	43	1	.987	
8 Ware, Bryson	.234	49-23	94	23	22	8	2	1	21	37	.394	13	2	37	1	.336	1	0	4-4	48	3	0	1.000	
50 Wyandt, Jake	.233	23-14	43	8	10	1	0	1	12	14	.326	4	2	16	0	.320	1	1	1-1	129	12	3	.979	
6 Dyal, Ryan	.217	32-27	92	23	20	4	0	4	26	36	.391	16	7	32	2	.368	2	1	0-0	137	5	2	.986	
Brown, B.	.167	6-3	12	2	2	0	0	0	3	2	.167	2	2	7	0	.375	0	1	0-0	5	0	0	1.000	
51 Burk, Luke	.125	11-0	8	1	1	0	0	0	0	1	.125	0	0	6	0	.125	0	0	0-0	18	0	0	1.000	
13 Schorr, Ben	.000	2-0	1	0	0	0	0	0	0	0	.000	0	0	0	0	.000	0	0	0-0	1	0	0	1.000	
Totals	.283	65	2251	455	637	126	10	74	423	1005	.446	304	80	566	29	.383	34	17	49-63	1737	582	45	.981	
Opponents	.255	65	2196	328	560	122	2	70	301	896	.408	260	58	666	41	.346	24	17	30-48	1685	580	58	.975	

LOB - Team (547), Opp (492). DPs turned - Team (51), Opp (36). CI - Team (2), LaRue, N. 1, Dyal, R. 1, Opp (1). IBB - Team (21), DiChiara, S. 17, Dyal, R. 2, Hill, C. 1, Rambusch, B. 1, Opp (4). Picked off - Rambusch, B. 2.

(All games Sorted by Earned run avg)

Player	era	w-l	app	gs	cg	sho	sv	ip	h	r	er	bb	so	2b	3b	hr	b/avg	wp	hp	bks	sfa	sha
45 Gonzalez, Joseph	3.22	7-4	15	14	1	0/2	0	78.1	83	30	28	15	54	12	1	8	.276	3	5	1	3	3
40 Burkhalter, Blake	3.69	4-2	30	0	0	0/1	16	46.1	35	21	19	7	71	4	0	9	.206	4	4	0	1	2
18 Barnett, Mason	4.38	3-3	19	14	0	0/0	0	63.2	63	32	31	32	83	17	1	5	.256	4	3	0	2	0
29 Skipper, Carson	4.45	6-3	27	1	0	0/1	0	58.2	56	34	29	14	70	15	0	8	.250	7	3	0	3	1
21 Bright, Trace	5.13	5-4	18	17	0	0/1	0	80.2	78	51	46	38	94	21	0	8	.252	8	6	0	1	2

28 LaRue, Nate	1.69	0-0	5	0	0	0/0	0	5.1	7	1	1	3	4	0	0	1	.318	1	0	0	0	0
46 Allsup, Chase	3.38	1-0	23	0	0	0/1	2	29.1	24	15	11	17	36	5	0	4	.226	5	5	0	3	0
20 Mullins, Hayden	3.63	2-1	11	8	0	0/0	0	34.2	23	16	14	25	43	3	0	4	.197	3	9	0	4	3
34 Bosse, Ben	3.86	0-0	7	0	0	0/2	0	4.2	4	3	2	2	6	0	0	0	.235	3	1	1	0	0
54 Copeland, Konner	4.20	3-0	9	2	0	0/0	0	15.0	20	11	7	8	19	3	0	3	.328	1	1	0	0	1
41 Armstrong, John	4.26	1-0	19	0	0	0/1	0	19.0	20	13	9	11	21	4	0	1	.294	3	0	0	2	2
47 Sheehan, Tommy	4.28	2-0	16	3	0	0/0	1	33.2	25	18	16	22	29	6	0	1	.207	3	2	0	2	0
43 Isbell, Chase	4.82	1-1	14	0	0	0/0	0	18.2	17	10	10	14	23	8	0	0	.243	2	2	0	1	0
9 Granzow, Cade	4.91	0-0	7	0	0	0/1	0	7.1	9	4	4	4	4	2	0	1	.333	2	1	0	2	0
32 Swilling, Carson	5.72	3-2	21	0	0	0/1	0	28.1	29	18	18	14	35	8	0	5	.269	5	4	0	0	0
52 Armstrong, Jordan	5.93	3-1	14	6	0	0/1	1	30.1	36	22	20	15	40	9	0	4	.288	4	8	1	0	0
14 Fuller, Brooks	8.10	0-0	9	0	0	0/0	0	6.2	9	6	6	7	7	3	0	0	.321	0	1	1	0	1
23 Carlson, Parker	8.59	1-1	5	0	0	0/0	0	7.1	8	7	7	3	10	1	0	3	.267	2	0	0	0	0
57 Drabick, Tyler	9.82	1-0	8	0	0	0/1	0	7.1	10	10	8	5	13	1	0	3	.323	2	2	0	0	2
22 Wade, Garrett	10.80	0-0	4	0	0	0/0	0	1.2	0	2	2	3	3	0	0	0	.000	1	0	0	0	0
16 Hill, Cam	18.00	0-0	3	0	0	0/1	0	2.0	4	4	4	1	1	0	0	2	.400	0	1	0	0	0
Totals	4.49	43-22	65	65	1	4/4	20	579.0	560	328	289	260	666	122	2	70	.255	63	58	4	24	17
Opponents	6.41	22-43	65	65	0	1/1	6	561.2	637	455	400	304	566	126	10	74	.283	73	80	9	34	17

PB - Team (9), LaRue, N. 4, Dyal, R. 3, Wyandt, J. 2, Opp (14). Pickoffs - Team (4), Wyandt, J. 2, Mullins, H. 1, Allsup, C. 1, Opp (2). SBA/ATT - LaRue, N. (10-22), Dyal, R. (12-13), Wyandt, J. (8-12), Bright, T. (7-9), Allsup, C. (3-6), Gonzalez, J. (3-5), Barnett, M. (4-5), Skipper, C. (4-5), Armstrong (2-4), Armstrong, J (1-2), Swilling, C. (0-2), Granzow, C. (2-2), Burkhalter (1-2), Mullins, H. (0-2), Carlson, P. (1-1), Sheehan, T. (1-1), Copeland, K. (0-1), Fuller, B. (1-1).

2022 SEC STATS



2022 Auburn Baseball
Conference statistics for Auburn (as of Feb 13, 2023)
(SEC games only Sorted by Batting avg)



Record: 16-13 Home: 9-5 Away: 7-8 SEC: 16-13

Player	avg	gp-gs	ab	r	h	2b	3b	hr	rbi	tb	slg%	bb	hp	so	gdp	ob%	sf	sh	sb-att	po	a	e	fld%	
1 Rambusch, Blake	.347	29-29	121	20	42	9	0	2	20	57	.471	13	4	17	1	.424	1	1	10-11	18	60	4	.951	
17 DiChiara, Sonny	.337	29-29	92	22	31	3	0	11	25	67	.728	41	2	32	3	.544	1	0	0-0	218	11	4	.983	
7 Foster, Cole	.309	21-21	68	19	21	3	0	5	14	39	.574	11	2	18	1	.405	3	1	1-1	33	59	4	.958	
27 Peirce, Bobby	.298	24-21	84	15	25	2	2	6	15	49	.583	5	1	20	3	.344	0	0	2-2	41	2	1	.977	
19 Carlson, Brooks	.295	27-24	95	11	28	5	0	3	14	42	.442	12	0	22	4	.374	0	0	0-0	8	0	1	.889	
31 Bello, Mike	.260	18-14	50	12	13	2	0	1	5	18	.360	7	1	12	0	.362	0	1	1-1	19	0	1	.950	
5 Howell, Kason	.244	29-29	123	19	30	7	0	1	14	40	.325	7	3	32	1	.301	0	2	7-8	78	2	1	.988	
4 Moore, Brody	.244	29-29	119	17	29	3	0	2	11	38	.319	7	1	17	1	.287	2	0	2-4	41	71	2	.982	
28 LaRue, Nate	.209	27-25	86	10	18	6	0	4	15	36	.419	7	2	40	0	.281	1	1	1-1	213	23	2	.992	

2 Hall, Josh	.333	5-1	6	2	2	0	0	0	2	2	.333	2	0	2	0	.500	0	0	0-0	4	0	0	1.000	
37 Land, Mason	.261	14-5	23	1	6	0	0	0	2	6	.261	1	1	4	0	.320	0	3	0-0	9	0	1	.900	
50 Wyandt, Jake	.250	5-2	4	0	1	0	0	0	0	1	.250	0	0	2	0	.250	0	1	0-0	17	4	2	.913	
11 Farquhar, Garrett	.207	15-8	29	4	6	1	0	0	4	7	.241	2	2	4	1	.303	0	0	0-0	18	18	0	1.000	
16 Hill, Cam	.189	17-12	53	4	10	3	0	0	4	13	.245	3	0	18	1	.232	0	0	0-0	0	0	0	.000	
6 Dyal, Ryan	.167	9-6	24	3	4	0	0	1	4	7	.292	5	0	10	1	.310	0	1	0-0	27	2	0	1.000	
8 Ware, Bryson	.074	20-6	27	3	2	2	0	0	2	4	.148	3	0	17	1	.167	0	0	0-0	16	2	0	1.000	
51 Burk, Luke	.000	1-0	0	0	0	0	0	0	0	0	.000	0	0	0	0	.000	0	0	0-0	1	0	0	1.000	
72 Moss, Brody	.000	1-0	0	0	0	0	0	0	0	0	.000	0	0	0	0	.000	0	0	0-0	0	0	0	.000	
Totals	.267	29	1004	162	268	46	2	36	151	426	.424	126	19	267	18	.357	8	11	24-28	771	280	29	.973	
Opponents	.286	29	1008	188	288	63	0	44	172	483	.479	113	26	261	25	.367	17	7	7-21	765	262	24	.977	

LOB - Team (241), Opp (213). DPs turned - Team (26), Opp (18). CI - Team (1), LaRue, N. 1. IBB - Team (12), DiChiara, S. 10, Dyal, R. 1, Rambusch, B. 1, Opp (4).

(SEC games only Sorted by Earned run avg)

Player	era	w-l	app	gs	cg	sho	sv	ip	h	r	er	bb	so	2b	3b	hr	b/avg	wp	hp	bk	sfa	sha
45 Gonzalez, Joseph	3.20	4-2	7	7	1	0/1	0	45.0	50	17	16	5	24	8	0	5	.275	2	1	1	2	0
20 Mullins, Hayden	3.29	1-0	7	7	0	0/0	0	27.1	18	12	10	20	35	2	0	3	.196	3	7	0	4	2
21 Bright, Trace	6.50	1-4	10	10	0	0/0	0	44.1	50	36	32	24	50	11	0	6	.278	4	3	0	1	1
18 Barnett, Mason	6.97	0-2	6	4	0	0/0	0	20.2	26	16	16	12	26	8	0	4	.310	3	0	0	1	0
29 Skipper, Carson	7.56	3-3	15	0	0	0/1	0	25.0	29	25	21	6	24	8	0	6	.290	2	3	0	1	1

28 LaRue, Nate	0.00	0-0	1	0	0	0/0	0	1.2	1	0	0	1	0	0	0	0	.167	1	0	0	0	0
14 Fuller, Brooks	0.00	0-0	2	0	0	0/0	0	1.1	2	0	0	1	3	0	0	0	.400	0	0	1	0	1
46 Allsup, Chase	4.50	1-0	10	0	0	0/0	1	12.0	10	9	6	7	7	2	0	2	.238	2	3	0	2	0
40 Burkhalter, Blake	5.50	0-1	14	0	0	0/1	10	18.0	16	12	11	6	28	1	0	5	.242	1	1	0	1	2
41 Armstrong, John	6.00	1-0	5	0	0	0/0	0	6.0	7	5	4	4	9	1	0	0	.318	1	0	0	1	0
32 Swilling, Carson	6.19	3-0	10	0	0	0/0	0	16.0	19	11	11	2	14	6	0	3	.306	2	4	0	0	0
47 Sheehan, Tommy	7.31	0-0	9	1	0	0/0	0	16.0	15	15	13	13	12	4	0	0	.254	1	1	0	2	0
52 Armstrong, Jordan	7.71	1-0	4	0	0	0/0	0	4.2	11	4	4	0	7	3	0	2	.478	1	0	1	0	0
43 Isbell, Chase	8.71	0-1	7	0	0	0/0	0	10.1	15	10	10	5	13	7	0	0	.349	2	2	0	1	0
54 Copeland, Konner	11.25	1-0	4	0	0	0/0	0	4.0	5	5	5	2	4	0	0	3	.333	0	1	0	0	0
9 Granzow, Cade	13.50	0-0	2	0	0	0/0	0	2.0	4	3	3	3	0	2	0	1	.444	0	0	0	1	0
57 Drabick, Tyler	18.00	0-0	2	0	0	0/0	0	2.0	6	4	4	1	5	0	0	2	.500	0	0	0	0	0
16 Hill, Cam	54.00	0-0	1	0	0	0/0	0	0.2	4	4	4	1	0	0	0	2	.667	0	0	0	0	0
Totals	5.85	16-13	29	29	1	1/1	11	257.0	288	188	167	113	261	63	0	44	.286	25	26	3	17	7
Opponents	5.19	13-16	29	29	0	0/0	3	255.0	268	162	147	126	267	46	2	36	.267	23	19	2	8	11

PB - Team (5), LaRue, N. 2, Wyandt, J. 2, Dyal, R. 1, Opp (5). SBA/ATT - LaRue, N. (2-11), Dyal, R. (4-5), Wyandt, J. (1-4), Bright, T. (3-4), Allsup, C. (0-3), Mullins, H. (0-2), Armstrong (0-2), Skipper, C. (1-2), Swilling, C. (0-2), Burkhalter (0-1), Granzow, C. (1-1), Barnett, M. (0-1), Gonzalez, J. (1-1), Fuller, B. (1-1), Copeland, K. (0-1).

2022 GAME SUMMARY



**2022 Auburn Baseball
Games Summary for Auburn (as of Feb 13, 2023)
(All games)**



Score by innings	1	2	3	4	5	6	7	8	9	EX	Total
Auburn	55	51	64	57	57	52	51	44	21	3	455
Opponents	45	27	23	33	32	50	57	37	21	3	328

Record when ...

Overall	43-22	After 6 leading	32-4
Conference	16-13 trailing	4-14
Non-Conference	27-9 tied	7-4
Home games	25-9	After 7 leading	35-2
Away games	12-9 trailing	4-17
Neutral site	6-4 tied	3-2
Day games	16-11	After 8 leading	38-2
Night games	27-11 trailing	3-17
vs Left starter	11-5 tied	1-2
vs Right starter	32-17		
1-Run games	10-5	Hit 0 home runs	16-9
2-Run games	8-3	... 1 home run	11-5
5+Run games	16-6	... 2+ home runs	16-8
Extra innings	3-3		
Shutouts	4-1	Opponent 0 home runs	19-4
	 1 home run	17-8
	 2+ HRs	7-10
Scoring 0-2 runs	2-8		
..... 3-5 runs	8-10		
..... 6-9 runs	17-4	Made 0 errors	23-5
..... 10+ runs	16-0 1 error	18-14
	 2+ errors	2-3
Opponent 0-2 runs	17-0		
..... 3-5 runs	18-10	Opp. made 0 errors	17-10
..... 6-9 runs	7-5 1 error	15-10
..... 10+ runs	1-7 2+ errors	11-2
Scored in 1st inning	13-6	Out-hit opponent	29-4
Opp. scored in 1st	16-10	Out-hit by opponent	8-17
Scores first	23-6	Hits are tied	6-1
Opp. scores first	20-16		

Record when team scores:

Runs	0	1	2	3	4	5	6	7	8	9	10+
W-L	0-1	0-4	2-3	2-4	4-5	2-1	9-2	2-0	5-2	1-0	16-0

Record when opponent scores:

Runs	0	1	2	3	4	5	6	7	8	9	10+
W-L	4-0	8-0	5-0	6-2	7-2	5-6	2-1	4-2	0-0	1-2	1-7

Record when leading after:

Inn.	1	2	3	4	5	6	7	8
W-L	10-5	20-4	28-5	30-3	35-3	32-4	35-2	38-2

Record when trailing after:

Inn.	1	2	3	4	5	6	7	8
W-L	13-9	12-10	7-12	7-14	4-16	4-14	4-17	3-17

Record when tied after:

Inn.	1	2	3	4	5	6	7	8
W-L	20-8	11-8	8-5	6-5	4-3	7-4	3-2	1-2

Current losing streak: 1
 Longest winning streak: 7
 Longest losing streak: 2

Home attendance : 123851 (34 dates avg = 3642)
 Away attendance : 212972 (30 dates avg = 7099)
 Total attendance: 336823 (64 dates avg = 5262)

TV/RADIO ROSTER



1 CADEN GREEN



2 JOSH HALL




3 CHRIS STANFIELD



4 CARTER WRIGHT



5 KASON HOWELL



6 RYAN DYAL



7 COLE FOSTER



8 BRYSON WARE



9 BRODY MOSS



10 BRODY WORTHAM



11 GAVIN MILLER



12 DREW NELSON




14 JUSTIN KIRBY



16 CAM HILL



17 TREVOR HORNE



18 IKE IRISH



20 TOMMY SHEEHAN



21 TOMMY VAIL



22 HAYDEN MURPHY



23 PARKER CARLSON



24 NATE LARUE



25 TANNER BAUMAN



26 COOPER MCMURRAY



27 BOBBY PEIRCE




28 ELLIOT BRAY



29 CHRISTIAN HERBERHOLZ



31 MIKE BELLO



33 WILL CANNON



37 MASON LAND



41 JOHN ARMSTRONG



43 CHASE ISBELL



44 RYAN OLSON



45 JOSEPH GONZALEZ



46 CHASE ALLSUP



47 CAMERON KESHOCK



51 TY MAULDIN



54 KONNER COPELAND



77 ZACH CROTCHFELT



30 BUTCH THOMPSON



36 KARL NONEMAKER



39 GABE GROSS



40 DARON SCHOENROCK