



2012 AUBURN FOOTBALL GAME NOTES

Auburn Media Relations | 392 South Donahue Drive | Auburn, AL 36849 | 334.844.9800

AuburnTigers.com | Facebook: Facebook.com/AUathletics | Twitter: @FootballAU and @AUathletics

COACHES

Gene Chizik (Florida, 1985)

Auburn Record 30-12 (4th year)
vs. ULM 1-0
Overall Record 35-31 (6th year)
vs. ULM 1-0

Todd Berry (Tulsa, 1983)

ULM Record 10-15 (3rd year)
vs. Auburn 0-1
Overall 39-74 (11th year)
vs. Auburn 0-1

SERIES

AU leads, 8-0

at Auburn AU leads, 8-0
Last Meeting AU 52, ULM 3
..... October 2, 2010 in Auburn, Ala.
Current Streak AU, W8

RANKINGS

Auburn not ranked
ULM RV AP / RV USA Today

TV | SEC Network

Dave Neal Play-by-Play
Andre Ware Analysis
Cara Capuano Sideline

RADIO | AUBURN IMG NETWORK

The Auburn IMG Sports Network provides radio coverage to more than 50 stations that cover the Southeast. Rod Bramblett (play-by-play), Stan White (color), Quentin Riggins (sideline), Paul Ellen (studio & SEC Report) and Andy Burcham (locker room).

SATELLITE RADIO 125 Sirius
IN AUBURN WKKR-FM (97.7)
ONLINE AuburnTigers.com

AUBURN FOOTBALL MEDIA RELATIONS

Kirk Sampson Associate AD
sampska@auburn.edu
Shelly Poe Assistant AD/Primary Contact
slp0019@auburn.edu
Matt Crouch Associate Dir./Secondary Contact
mbc0002@auburn.edu
Bob Grant Assistant Dir./Secondary Contact
grantrs@auburn.edu
Taylor Bryan Assistant Dir./Secondary Contact
jtb0028@auburn.edu
Todd VanEmst Photographer
vanemtj@auburn.edu
Steve Sain Videographer
saino2001@yahoo.com
Main Office Phone: 334.844.9800 | Fax: 334.844.9807
Web site: www.AuburnTigers.com
Live stats: Auburn.Statbroadcast.com



GAME 3 | Home Opener

AUBURN (0-2) vs. LOUISIANA-MONROE (1-0)

VS.

Sept. 15, 2012 | 11:21 a.m. CT

TV: SEC Network | Radio: Auburn IMG Sports Network

Jordan-Hare Stadium (87,451) | Auburn, Ala.



THE GAME

Auburn (0-2, 0-1 SEC) hosts Louisiana-Monroe (1-0, 0-0 Sun Belt) in the 2012 home opener for the Tigers Saturday, September 15, 2012, at Jordan-Hare Stadium (87,451) in Auburn. Kickoff is set for 11:21 a.m. CT and the game will be televised by the SEC Network.

FIRST AND 10

- Auburn begins its 73rd season at Jordan-Hare Stadium with Saturday's game vs. the Louisiana-Monroe Warhawks
- The Tigers are 94-15-3 all-time in home openers; they did not play any games in Auburn until the 1896 season
- This is the ninth meeting between Auburn and Louisiana-Monroe in football; Auburn leads the series 8-0
- Coach Gene Chizik is 30-12 in his fourth season at Auburn; 35-31 in his sixth season overall as a head coach
- The September 15 date is the latest home opener for Auburn since the 1984 opener against Southern Miss
- Auburn has averaged crowds of more than 80,000 per game at Jordan-Hare Stadium for the last 19 seasons
- Onterio McCalebb's 100-yard kickoff return for a touchdown vs. Mississippi State was the longest such return for Auburn since 2000
- Auburn has now had five kickoff returns for touchdowns during the Chizik era
- Auburn's 2012 schedule features eight games against bowl participants from a year ago, including five that played in traditional New Year's games
- James Owens, Auburn's first African-American football player, will be honored at Saturday's game with the inaugural James Owens Courage Award

AUBURN (0-2)			LOUISIANA-MONROE (1-0)		
Date	Opponent	Score/Time	Date	Opponent	Score/Time
Sept. 3	vs. Clemson (ESPN)	L, 19-26	Sept. 8	at Arkansas [ESPNU]	W, 34-31/OT
Sept. 8	at Mississippi State (ESPN)	L, 10-28	Sept. 15	at Auburn [SECN]	11 a.m.
Sept. 15	LOUISIANA-MONROE (SECN)	11:21 a.m.	Sept. 21	BAYLOR [ESPN]	7 p.m.
Sept. 22	LSU	6 p.m.	Sept. 29	at Tulane [CST]	2:30 p.m.
Oct. 6	ARKANSAS	TBA	Oct. 6	at Middle Tennessee [Sun Belt Network]	2:30 p.m.
Oct. 13	at Ole Miss	TBA	Oct. 13	FLORIDA ATLANTIC [Sun Belt Network]	7 p.m.
Oct. 20	at Vanderbilt	TBA	Oct. 20	at Western Kentucky	3 p.m.
Oct. 27	TEXAS A&M	TBA	Oct. 27	SOUTH ALABAMA	6 p.m.
Nov. 3	NEW MEXICO STATE [HC]	TBA	Nov. 3	LOUISIANA-LAFAYETTE [Sun Belt Network]	3 p.m.
Nov. 10	GEORGIA	TBA	Nov. 8	at Arkansas State [ESPNU]	6 p.m.
Nov. 17	ALABAMA A&M	TBA	Nov. 17	NORTH TEXAS	3 p.m.
Nov. 24	at Alabama	TBA	Nov. 24	at Florida International	TBA

All times Central

All times Central



AUBURN FOOTBALL MEDIA INFORMATION

WEEKLY MEDIA SUMMARY

SUNDAY: Coach Chizik conference call; Coach VanGorder and Players available post-practice

MONDAY: No practice/availability scheduled

TUESDAY: 11 a.m. Chizik Press Conference, players available post-practice and post-practice, Coach Loeffler available post-practice

WEDNESDAY: 12:10 p.m. SEC Teleconference; Coach Chizik, Assistant coaches available post-practice

THURSDAY: No scheduled availability

FRIDAY: Walk-through; No scheduled availability

SATURDAY: Game Day

SEC STANDINGS (As of Sept. 9, 2012)

WEST STANDINGS

Table with 5 columns: Team, SEC, Pct., Overall, Pct. Lists teams like Mississippi State, Alabama, LSU, etc.

EAST STANDINGS

Table with 5 columns: Team, SEC, Pct., Overall, Pct. Lists teams like South Carolina, Florida, Georgia, etc.

This Week in the SEC Saturday, Sept. 15

Table listing game times and networks for various SEC matchups on Saturday, Sept. 15.

All Times Central

MEDIA AVAILABILITY All Times Central

PRACTICE

All practices are CLOSED to members of the media.

PLAYER INTERVIEWS

Player interviews should be arranged through the Auburn Media Relations Office. The following are the opportunities for player interviews...

Players are off-limits Wednesday-Friday.

ASSISTANT COACH INTERVIEWS

Auburn assistant coaches will be available to the media post-practice according to the following schedule this week: Sunday - Defensive coordinator Brian VanGorder; Tuesday - Offensive coordinator Scot Loeffler; Wednesday - All other assistants.

MEDIA WEB SITE - CollegePressBox.com

CollegePressBox.com is the official media website for SEC Football. Access and download weekly game notes, quotes, statistics, media guides, headshots, logos and more for the conference and each of its member schools.

AUBURN GAME WEEK VIDEO

The Auburn Media Relations office provides video via XOS Digital throughout the season. These videos include interviews, game footage and other feature material. Videos will be posted each Tuesday prior to a game, as well as at other times throughout the week.

GENE CHIZIK AVAILABILITY

SUNDAY

Gene Chizik Teleconference

Coach Chizik will typically be available to Auburn and opponents' beat writers, as well as other selected members of the media, each Sunday afternoon at 4:30 p.m. in the Media Relations office and on a teleconference for media only starting Sept. 2.

TUESDAY

Gene Chizik Press Conference

Each Tuesday at 11 a.m. in the auditorium of the Auburn Athletic Complex, Auburn will hold its weekly football press conference with head coach Gene Chizik. The press conference can also be accessed by the media in a listen only mode by dialing 1-212-812-4494, enter 2884 4377.

WEDNESDAY

SEC Teleconference

Each of the SEC coaches are featured on a teleconference each Wednesday at 10 a.m. Coach Chizik begins at 12:10 a.m. Contact the SEC office for teleconference phone numbers.

THURSDAY

Tiger Talk

Coach Chizik's comments may be heard on the Auburn IMG Sports Network beginning at 7 p.m. each Thursday night. The one-hour weekly radio show offers Auburn fans the opportunity to ask questions regarding the Auburn football team.

AUBURN MEDIA RELATIONS

Official website www.auburntigers.com Twitter @FootballAU Facebook www.facebook.com/AUathletics

HOW TO CONTACT

Media Relations (Complex) 334-844-9800 Media Relation FAX (Complex) 334-844-9807

Shelly Poe (Primary Contact)

cell: 334-707-4910 email: slp0019@auburn.edu

Kirk Sampson (Chizik request)

cell: 334-750-1385 e-mail: sampska@auburn.edu

Bob Grant

cell: 334-740-0934 e-mail: grantrs@auburn.edu

Matt Crouch

cell: 334-740-4109 e-mail: mcrouch@auburn.edu

Todd Van Emst (Photographer)

cell: 334-740-1380 e-mail: todd@auburn.edu

Steve Sain (Videographer)

cell: 334-750-1388 email: saino2001@yahoo.com

SEC Champions:
1957, 1983, 1987, 1988, 1989, 2004, 2010
SEC West Champions:
1997, 2000, 2001, 2002, 2004, 2005, 2010

2012 AUBURN FOOTBALL GAME NOTES



Series Records

Auburn and ULM will be meeting for the ninth time since the first meeting in 1994, with all nine games being played in Jordan-Hare Stadium.

Auburn has won the eight previous games by an average score of 44-9, which is very close to matching the score of the first meeting in 1994 (44-12). The closest game was a 28-24 decision in 1996, while Auburn's 73-7 victory in 2003 is tied for the largest margin of victory in Jordan-Hare Stadium history. ULM has been shut out in two of its last three games at Auburn, in 2004 and 2008.

Home Openers

The Auburn Tigers are 94-15-3 (.853) all-time in their first game of the season played at Auburn. The Tigers' first-ever home game at Auburn was in 1896, a 45-0 shutout of Georgia Tech. Auburn has won its last six consecutive home openers.

Chizik In Home Openers (3-0)

2009: Auburn 37, Louisiana Tech 13
 2010: Auburn 52, Arkansas State 26
 2011: Auburn 42, Utah State 38

Versus The Sun Belt

Auburn has played six of the 10 members of the Sun Belt Conference at least once, and has never lost, with a perfect 18-0 record. Nearly half of the 18 games have been played against ULM, with Auburn holding an 8-0 mark against the Warhawks.

The Tigers are 4-0 against Louisiana-Lafayette and 2-0 against both Arkansas State and Western Kentucky. Auburn also holds a 1-0 record over Florida Atlantic and North Texas.

Coach Gene Chizik is 3-0 all-time against Sun Belt squads, with wins over Arkansas State, ULM and Florida Atlantic.

Winningest Programs

Entering the 2012 campaign, Auburn ranks among the 15 winningest BCS college football programs in terms of all-time wins, now with 711 total victories.

Teams that have 700+ all-time wins: Michigan, Texas, Nebraska, Notre Dame, Penn State, Ohio State, Oklahoma, Alabama, Tennessee, Southern Cal, Georgia, LSU, Auburn and West Virginia.

Auburn W/L Records

Seasons: 120th
 All-Time Record: 711-407-47 (.630)
 SEC: 291-224-18 (.564)
 Jordan-Hare: 285-70-7 (.797)
 Bowl Games: 22-13-2 (.622)
 September Games: 155-50-5 (.750)
 September Home: 93-18-1 (.834)
 September Road: 62-32-4 (.653)

In September

Auburn is 155-50-5 (.758) all-time in the month of September, and has won 31 of its last 38 September contests.

Auburn's all-time home record in September is 93-18-1 (.834). Away from Auburn, the Tigers are 62-32-4 (.653) in the month of September.

In Non-Conference Games

Under Gene Chizik, the Tigers are 15-2 against non-conference opponents, their only losses coming versus Clemson, 38-24 in 2011 and 26-19 in this year's season opener. In non-conference matchups, Auburn is 11-0 at home, 0-1 in road games and 4-1 at neutral sites during the Chizik era.

Against Louisiana Teams

The Auburn Tigers are 59-43-8 all-time on the football field against schools from the state of Louisiana. That includes games against Louisiana College, Louisiana-Lafayette, Louisiana-Monroe, LSU, Louisiana Tech, Loyola, Southeastern Louisiana and Tulane.

Coach Gene Chizik has a 3-2 record as a head coach against Louisiana schools.

Rise And Shine

The Tigers are 5-2 in games with a morning kickoff (pre-noon local time) under head coach Gene Chizik, dating back through 2009.

First College Action

Players seeing their first career action for Auburn this season have been: Joshua Holsey, Kris Frost, Sammie Coates, Mike Blakely, Justin Garrett, Jay Prosch, Anthony Swain, Jordan Spriggs, Avery Young, Jake Lembke, Forrest Hill, Melvin Ray, Greg Robinson, Jonathan Jones, Christian Westerman and Ricardo Louis.

STATISTICAL COMPARISON

Auburn vs. ULM
 2012 Per Game Statistics

	AU	ULM
Points	14.5	34.0
Total Offense	295.0	550.0
First Downs	16.0	30.0
Rushing Yards	135.5	138.0
Passing Yards	159.5	412.0
Time of Possession	28:47	39:19
3rd Down Pct.	24%	35%
Points Allowed	27.0	31.0
Yards Allowed	458.0	377.0
Rushing Yards Allowed	243.0	96.0
Passing Yards Allowed	215.0	281.0

STATISTICAL LEADERS

RUSHING YARDS

AUBURN	ULM
Tre Mason 131	Kolton Browning 69
Onterio McCalebb 86	Jyruss Edwards 36
Mike Blakely 44	

PASSING YARDS

AUBURN	ULM
Kiehl Frazier 319	Kolton Browning 412

RECEPTIONS

AUBURN	ULM
Quan Bray 7	Brent Leonard 11
Emory Blake 6	Tavarese Maye 9
Philip Lutzenkirchen 6	Je'Ron Hamm 6
Onterio McCalebb 3	Colby Harper 6

POINTS SCORED

AUBURN	ULM
Cody Parkey 17	5 players with 6
Emory Blake 6	
Onterio McCalebb 6	

TACKLES

AUBURN	ULM
Daren Bates 24	Mitch Lane 9
Jermaine Whitehead 23	R.J. Young 8
Demetruce McNeal 18	Cameron Blakes 6
Jake Holland 17	Isaiah Newsome 5
	DaCorris Ford 5

INTERCEPTIONS

AUBURN	ULM
Daren Bates 1	DaCorris Ford 1
	Vincent Eddie 1

SACKS

AUBURN	ULM
Corey Lemonier 3.0	Ray Stovall 1.0
Dee Ford 2.0	



QUICK FACTS

Auburn University

Location Auburn, Ala.
Founded 1856
Joined SEC 1932 (Original member)
Enrollment 25,469
Nickname Tigers
Colors Burnt Orange and Navy Blue
Facility (Capacity) Jordan-Hare Stadium (87,451)
Jordan-Hare Stadium Record 285-70-7
Playing Surface Natural Grass
President Dr. Jay Gogue
Director of Athletics Jay Jacobs
Faculty Representative Dr. Mary Boudreaux

Football History

First Year of Football 1892
All-Time Record (Years) 711-407-47 (120th)
All-Time SEC Record (Years) 291-224-18 (79th)
Number of SEC Championships (Last) 6 (2010)
All-Time Bowl Record 22-13-2
BCS Bowl Games 2 (2-0)
Number of National Championships (Years) ... 2 (1957, 2010)
First-Team All-Americans 71
National Coach of the Year winners 2
Broyles Award winners 2
Heisman Trophy winners 3
Lombardi Award winners 2
Manning Award winners 1
Maxwell Award winners 1
Davey O'Brien Award winners 1
Outland Trophy winners 2
Thorpe Award winners 1
First-Team All-SEC Selections 241

Team Facts

Head Coach Gene Chizik
Alma Mater, Year Florida, 1985
Year as Head Coach at Auburn 4th
Offensive Coordinator Scot Loeffler
Defensive Coordinator Brian VanGorder
Assistant Head Coach/Wide Receivers Trooper Taylor
Tight Ends/Special Teams Coordinator Jay Boulware
Offensive Line Jeff Grimes
Running Backs/Recruiting Coordinator Curtis Luper
Secondary Willie Martinez
Defensive Line Mike Pelton
Linebackers Tommy Thigpen

Football Quick Facts

2011 Record 8-5
2011 SEC Record 4-4
SEC Finish 4th, Western Division
Bowl Chick-fil-A, def. Virginia, 38-24
Lettermen Returning/Lost 38/31
Starters Returning 6 (3 offense, 3 defense)
Starters Lost 16 (8 offense, 8 defense)

The D-Line

Auburn's veteran defensive line can account for 73 career starts spread among seven Tigers: Nosa Eguae, Corey Lemonier, Jeffrey Whitaker, Kenneth Carter, Gabe Wright, Dee Ford and Angelo Blackson.

That stellar group accounted for 22 tackles in the opener versus Clemson. Preseason All-American Corey Lemonier was credited with nine tackles and a pair of sacks (-7); that marks the third time in eight games that Lemonier recorded a multiple-sack game.

Junior Dee Ford had two sacks of Clemson's Tajh Boyd for -14 yards; those two sacks and his seven tackles overall were both career bests for Ford.

Against Mississippi State, the defensive line came up with 17 tackles, 3.5 TFL and a 7-yard sack by Lemonier, which gives the junior 15 sacks for his career, one shy of joining the Auburn career Top 10 in that stat category.

Angelo Blackson also blocked a Mississippi State field goal attempt, the first blocked field goal by Auburn since Jake Ricks versus Kentucky in 2009.

Defensive Items Of Note/Mississippi State

Jonathon Mincy's first-quarter fumble recovery at Mississippi State was the first of his career. That Bulldog fumble was recovered by Jermaine Whitehead, also a career first.

Demetruce McNeal's 18 tackles against Mississippi State, a career high for the junior safety, were the most stops by an Auburn defender since linebacker Dontarrius Thomas totaled 19 tackles at Syracuse on September 22, 2001.

Auburn's defense held Mississippi State to 1-of-10 on third-down conversions and 0-for-5 in third-down attempts of 1-3 yards.

Tackling Daren Bates

Senior linebacker Daren Bates, now with 246 career tackles to date, led Auburn with 104 tackles last year, and has already recorded 24 tackles in two games this season.

No Auburn player since the NCAA began charting tackles off press box totals instead of coaches' film (since 2004) has had back-to-back 100+ tackle seasons; the last Auburn player to do so was Takeo Spikes in 1996-97.

Bates ranks second this week in the SEC in tackles per game, averaging 12 stops per contest. He is 15th in the NCAA rankings.

All-Purpose McCalebb

Onterio McCalebb's kickoff return for a touchdown to start the second half at Mississippi State was the second such score of his career; the senior from Fort Meade, Fla., scored on an 83-yd return vs. Alabama in 2011. It was Auburn's first 100-yard return since Tim Carter vs. LSU in 2000. The last player to return a kickoff for a touchdown vs. Mississippi State was Arkansas' Darren McFadden in 2006.

It was the fifth touchdown on a kickoff return of the Chizik era. In 42 games during Chizik Era, five kickoff returns have gone for touchdowns. AU had its previous five kickoff returns for TD in a 298-game span from 1984-2008.

McCalebb's 975 career kickoff return yards make him seventh all-time at Auburn in that career category, passing Mario Fannin (944), Roderick Hood (874) and Devin Aromashodu (860). McCalebb is now eighth in career all-purpose yardage with 3,568 yards.

McCalebb is third in the nation this week in kickoff return average (46.0 yards per return) and second in the SEC rankings.

As a team, the Tigers lead the SEC in kick-off return average (33.80 yards per return) and rank eighth among all NCAA FBS schools in that statistic.

COACH CHIZIK IN HOME OPENERS

Table with 4 columns: Year, Opponent, Attendance, Score. Rows for 2009 (Louisiana Tech), 2010 (Arkansas State), 2011 (Utah State).

SEC Champions:

1957, 1983, 1987, 1988, 1989, 2004, 2010

SEC West Champions:

1997, 2000, 2001, 2002, 2004, 2005, 2010

2012 AUBURN FOOTBALL GAME NOTES**Moving Up The Charts: The 1-2-3 Punch**

Auburn's skilled senior 1-2-3 Punch on offense of receiver Emory Blake, tight end Philip Lutzenkirchen and tailback Onterio McCalebb continues to make its mark on the Tiger record book.

Starting the season with his career-best 109 receiving yards versus Clemson, Emory Blake has now moved to seventh on the Auburn career touchdown receptions list with 14 scores (tying Lawyer Tillman/1985-88 and Philip Lutzenkirchen/2009-12). Blake is also climbing up the all-time receiving yardage list; he now stands at 13th with 1,373 yards, jumping four spots over Devin Aromashodu/2002-05 (1,333), Alexander Wright/1986-89 (1,320), Ben Obomanu/2002-05 (1,313) and Thomas Bailey/1991-94 (1,243).

Ontario McCalebb is now 13th on the Auburn all-time rushing list with 2,102 yards, passing Lionel James/1980-83 (2,086 yds) and James Bostic/1991-93 (2,084).

He is also fourth on the receptions by a running back list with 48 and fifth for receiving yardage by a running back with 501, passing Carnell Williams/2001-04. McCalebb has caught at least one pass in the last 18 games; he has 40 receptions for 403 yards during that span.

Philip Lutzenkirchen is now fourth all-time in Auburn career receiving yards by a tight end, with 572. He has passed Andy Fuller (1993-95, 494 yds); Lorenzo Diamond (1999-2002, 521 yds); Victor Hall (1989-91, 521 yds.) already this season Next on the list with 584 career yards is Fred Baxter (1991-92).

Parkey For Three

Against Clemson, Cody Parkey converted on four field goals in a game (37-46-27-36 yards) for the first time in his career, tying a Chick-fil-A Kickoff Classic record; he had three field goals last season vs. Florida Atlantic. The last Auburn kicker with four field goals in a game was Wes Byrum at Tennessee in 2009. Parkey's 46-yard field goal in the third quarter vs. Clemson was a career long for the junior kicker, earning him Lou Groza Award star of the week honors.

With a 23-yard field goal at Mississippi State, Parkey has now made seven consecutive field goals (through the 2011 Chick-fil-A Bowl vs. Virginia) and 11 of his last 13 field goal attempts back through last year's Florida game.

Parkey currently leads the SEC and ranks eighth in the NCAA with 2.5 field goals made per game. He also leads the SEC in field goal percentage (5-5) for the season.

The Coaching Staff

For 2012, Auburn has new coordinators on both sides of the football, in defensive coordinator Brian Van Gorder and offensive coordinator Scot Loeffler; with those additions, the Tigers have a restructured coaching staff that also includes the addition of secondary coach Willie Martinez and the move of Tommy Thigpen, who coached safeties his first three years at Auburn (2009-11), to linebacker coach (the position he played at North Carolina and coached at UNC and Illinois prior to his arrival at AU).

Here's a breakdown of the Auburn coaching staff for the 2012 season.

On the field:

Jay Boulware: Special Teams Coordinator, Tight Ends
 Jeff Grimes: Offensive Line
 Curtis Luper: Running Backs
 Mike Pelton: Defensive Line
 Trooper Taylor: Wide Receivers
 Tommy Thigpen: Linebackers
 Brian Van Gorder: Defensive Coordinator

In the booth:

Scot Loeffler: Offensive Coordinator, Quarterbacks
 Willie Martinez: Defensive Backs

For Starters

When the Auburn-ULM game kicks off, the Tigers will have a total of 36 players with at least one game of starting experience during their college careers. Tops among those are: Daren Bates (37); Nosa Eguae (24); Philip Lutzenkirchen (19); Emory Blake (17); and Corey Lemonier and Onterio McCalebb (16).

Making their first career start for Auburn vs. Clemson: Angelo Blackson on defense; Kiehl Frazier, Jay Prosch, Tunde Fariyike, Greg Robinson and Avery Young on offense. There were no first-time starters at Mississippi State.

On Scholarship

Formerly walk-ons, junior deep snapper Jake Lembke, sophomore defensive back Trent Fisher and sophomore tailback Corey Grant were put on scholarship for the Fall Semester; classes began August 16.

TIGERS PERFECT TWICE SINCE 2004

Auburn is the only Southeastern Conference team to record two perfect seasons since 2004, going 13-0 in '04 and 14-0 in 2010. Since the 2004 season, Auburn has won 43 of its 64 SEC games and 45 of its 67 games against SEC schools, including the 2004 (vs. Tennessee) and 2010 (vs. South Carolina) SEC Championship games. SEC record since 2004:

	W-L	Pct.
LSU	47-17	.734
Auburn	43-21	.672
Florida	43-21	.672
Alabama	43-21	.672
Georgia	42-22	.656
Arkansas	33-31	.516
South Carolina	33-31	.516
Tennessee	32-32	.500
Mississippi State	19-45	.297
Kentucky	19-45	.297
Ole Miss	16-48	.250
Vanderbilt	14-50	.219

AUBURN IN OVERTIME**Auburn OT Record:** 6-5**Home:** 4-3**Road:** 0-2**Neutral:** 2-0

Date	Opponent	Result
11/16/96	GEORGIA(40T)	L, 56-49
9/25/99	OLE MISS	L, 24-27
11/11/00	GEORGIA	W, 29-26
10/20/01	LOUISIANA TECH	W, 48-41
9/28/02	SYRACUSE (30T)	W, 37-34
10/19/02	at Florida	L, 30-23
10/22/05	at LSU	L, 20-17
9/8/07	SOUTH FLORIDA	L, 26-23
12/31/07	vs. Clemson*	W, 23-20
1/1/10	vs. Northwestern ^	W, 38-35
9/18/10	CLEMSON	W, 27-24

All games 1 OT unless noted

Home Games All Caps

* Chick-fil-A Bowl

^ Outback Bowl

Auburn OT Records:**First OT Game in SEC History:** Auburn vs. Georgia, 1996**Most OT Periods:** 4, vs. Georgia, 1996**Most OT Points Scored:** 21 vs. Georgia, 1996**Most Rushing Yards:** 40, Carnell Williams vs. Syracuse, 2002**Most Passing Yards:** 45, Dameyune Craig vs. Georgia, 1996**Most Receiving Yards:** 23, Karsten Bailey vs. Georgia, 1996



AUBURN BY THE NUMBERS

Table with 3 columns: Category, 2012, Chizik Era. Rows include Record, SEC, Home, Away, TV Games, Scoring first, etc.

Senior Bowl Watch List

Five Auburn seniors are among the players listed on the 2013 Senior Bowl watch list: defensive back T'Sharvan Bell, wide receiver Emory Blake, tight end Philip Lutzenkirchen, tailback Onterio McCalebb and offensive lineman John Sullen.

The nation's premier all-star game unveiled its first ever "Watch List," highlighting 312 seniors and top NFL draft prospects from 114 different schools to keep an eye on during the 2012 college football season.

James Owens Courage Award

At Saturday's ULM game, the Auburn Athletics Department will present the first James Owens Courage Award to the man who broke the color barrier on the football field at Auburn.

"James Owens is an Auburn icon and one of the most important figures in the storied history of Auburn football," Director of Athletics Jay Jacobs said.

The James Owens Courage Award will be presented annually to a current or former Auburn football player who has displayed courage in the face of adversity.

A Fairfield native, Owens lettered at Auburn as a fullback from 1969-72. During three seasons on the varsity, he helped Auburn to a 28-5 record and played a key role on the 1972 Amazin's team.

The New Orleans Saints drafted Owens in the 11th round of the NFL Draft after his senior season at Auburn.

30+ Points Equals Victory

Auburn has won 74 consecutive games when scoring 30 or more points. The last time the Tigers lost when registering at least 30 points was a 56-49, four overtime loss to Georgia in 1996.

When Scoring 20+ Points

Since 2001, Auburn is 98-12 (.890) when scoring 20 or more points in a game. Dating back to the start of the 1993 season, Auburn is 141-19-1 (.878) when scoring 20 or more points in a game.

On September 15

Auburn is 3-2 all-time in games played on September 15. The complete results:

- 1973: Oregon St @Birmingham (W/18-9)
1979: Kansas St@Auburn (W/26-18)
1984: Texas@Austin (L/27-35)
1990: Ole Miss@Jackson, MS (W/24-10)
2007: Miss State@Auburn (L/14-19)

Halftime Rallies

Five times during the Chizik era the Tigers have rallied to win after trailing at halftime. The 2011 Tigers rallied from a 21-14 halftime deficit against Utah State in the 2011 season opener for a 42-38 victory.

The 2010 Tigers pulled the trifecta, overcoming deficits to Clemson, South Carolina (reg. season) and Alabama. Chizik's first team (2009) had one halftime rally to beat West Virginia.

Auburn has had a pair of "walk-off" wins under Chizik, both coming in 2010. The Tigers defeated Oregon in the BCS National Championship Game and Kentucky on the road on field goals as time expired.

Table with 3 columns: Date, Opponent/Halftime, Final. Rows include 9/3/11 Utah State/Trailed 21-14W, 42-38, 11/26/10 at Alabama/Trailed 24-0W, 28-27, etc.

SEC Champions:
 1957, 1983, 1987, 1988, 1989, 2004, 2010
SEC West Champions:
 1997, 2000, 2001, 2002, 2004, 2005, 2010

2012 AUBURN FOOTBALL GAME NOTES



The Captains

Auburn will select game captains during the 2012 season. Captains for the season opener versus Clemson were seniors T'Sharvan Bell, Onterio McCalebb, Daren Bates and Philip Lutzenkirchen.

Captains at Mississippi State were: Daren Bates, T'Sharvan Bell, Onterio McCalebb, Jay Prosch and Philip Lutzenkirchen.

Good Works Team

Auburn senior tight end Philip Lutzenkirchen is one of 117 nominees for the 2012 Allstate AFCA Good Works Team®. As one of college football's most prestigious off-the-field honors, the award recognizes a select group of college football players committed to making a difference in their communities.

Lutzenkirchen has taken on visiting and supporting children with cancer as his personal mission, and has made an impact on several of them both near Auburn and in his hometown by visiting them and bringing teammates along, corresponding with them, and offering encouragement to siblings and family. He is extremely active in service projects with Auburn student-athletes and has been asked by several colleges/departments at Auburn to visit with prospective students as an Auburn Ambassador. Philip has helped start a Youth for Christ chapter at a local high school and works with his family in Marietta, Ga., on collection/donation projects for underprivileged youth throughout the year (Christmas, Easter, back to school, etc.). A member of the SEC Academic Honor Roll, he is scheduled to graduate in December 2012.

Since 1992, the Allstate AFCA Good Works Team® has shown a spotlight on the countless "good works" and remarkable stories of service by student-athletes at all levels of college football competition. Award recipients represent the sport's finest in terms of character and leadership in the community.

From the nominees submitted by sports information directors across the nation on behalf of their schools, a special voting panel consisting of former Allstate AFCA Good Works Team® members and prominent college football media members will select two 11-player Good Works Teams® - one comprised of players from the NCAA Football Bowl Subdivision and another representing players from the NCAA Football Championship Subdivision, Divisions II, III, and the NAIA.

The final roster of 22 Allstate AFCA Good Works Team award recipients will be unveiled on September 18.

Where They Go Next

Playing another home contest at Jordan-Hare Stadium, Auburn hosts LSU in an SEC matchup Saturday, September 22; that game will kick off at 6 p.m. CT and be televised nationally by ESPN. ULM hosts Baylor on Friday evening, September 21.

Home Game Information

For everything an Auburn fan needs to know about an AU home game weekend, visit www.AUBGAMEDAY.com online.

For specific information about all the events of Kickoff Weekend, go to: <http://www.auburntigers.com/gameday/ulm.html>

Season tickets, six-game plans, three-game mini-packs and select single-game tickets for the 2012 Auburn football season are now available to the general public through the Auburn Athletics Department Ticket Office. All tickets can be purchased online at www.AUBTIX.com.

For more information or questions regarding tickets, contact the ticket office by email at tickets@auburn.edu or by phone at 855-AUB-2010.

TIGERS IN THE NFL (As of Sept. 9, 2012)

Active Players

Name	Pos.	Team
Devin Aromashodu	WR	Minnesota Vikings
Ronnie Brown	RB	San Diego Chargers
Jason Campbell	QB	Chicago Bears
Karlos Dansby	LB	Miami Dolphins
King Dunlap	OL	Philadelphia Eagles
Nick Fairley	DT	Detroit Lions
Tyronne Green	OL	San Diego Chargers
Quentin Groves	LB	Arizona Cardinals
Ben Grubbs	OL	New Orleans Saints
Josh Harris	DS	Atlanta Falcons
Will Herring	LB	New Orleans Saints
Spencer Johnson	DE	Buffalo Bills
Pat Lee	DB	Oakland Raiders
Sen'Derrick Marks	DT	Tennessee Titans
Cam Newton	QB	Carolina Panthers
Ben Obomanu	WR	Seattle Seahawks
Jeraud Powers	DB	Indianapolis Colts
Jay Ratliff	DE	Dallas Cowboys
Carlos Rogers	DB	San Francisco 49ers
Takeo Spikes	LB	San Diego Chargers
Ben Tate	RB	Houston Texans

Injured Reserve

Brandon Mosley	OL	New York Giants
Mario Fannin	RB	Denver Broncos
Brandon Jacobs	RB	San Francisco 49ers
Pat Sims	DT	Cincinnati Bengals
Lee Ziemba	OL	Carolina Panthers

Practice Squads

Zach Clayton	DT	Tennessee Titans
Josh Bynes	LB	Baltimore Ravens
Neiko Thorpe	DB	Kansas City Chiefs

Notables

- Auburn currently has 26 players on NFL rosters, representing 21 different NFL teams.

- Auburn has had 27 players taken in the first round & four No. 1 overall draft picks: Cam Newton (Carolina, '11), Aundray Bruce (Atlanta, '88), Bo Jackson (Tampa, '86) & Tucker Frederickson (NY Giants, '65).

- At least one former Tiger has been selected to the last 14 consecutive Pro-Bowls.

- Auburn has had at least one former player in seven of the last eight Super Bowls.



2012 AUBURN FOOTBALL GAME NOTES

Undefeated Seasons:
1957, 1993, 2004, 2010
National Champions:
1957, 2010

2012 AUBURN FOOTBALL NUMERICAL ROSTER

No.	Name	Pos.	Ht.	Wt.	Yr.	Hometown	No.	Name	Pos.	Ht.	Wt.	Yr.	Hometown
1	Trovon Reed	WR	6-0	190	So.	Thibodaux, LA	42	Chandler Shakespeare	RB	5-10	209	Jr.	Oxford, AL
3	DeAngelo Benton	WR	6-2	201	Sr.	Bastrop, LA	43	Philip Lutzenkirchen	TE	6-5	255	Sr.	Marietta, GA
4	Quan Bray	WR	5-10	185	So.	LaGrange, GA	44	Anthony Swain	LB	6-2	235	RFr.	Gadsden, AL
5	Jake Holland	LB	6-1	241	Jr.	Pelham, AL	44	Johnny Lockett	RB	5-8	192	So.	Sweet Water, AL
5	Ricardo Louis	WR	6-2	210	Fr.	Miami Beach, FL	45	Keymiya Harrell	DE	6-4	260	RFr.	Selma, AL
6	Jonathon Mincy	DB	5-10	190	So.	Decatur, GA	46	Ricky Parks	TE	6-4	248	Fr.	Hogansville, GA
8	Anthony Morgan	WR	5-11	197	Sr.	Brantley, AL	46	Jordan Spriggs	DB	5-9	189	So.	Mobile, AL
9	Jermaine Whitehead	DB	5-11	202	So.	Greenwood, MS	47	Patrick Young	TE	6-4	229	RFr.	Trussville, AL
10	Kiehl Frazier	QB	6-2	226	So.	Springdale, AR	48	Blake Burgess	TE	6-3	249	Jr.	Vestavia Hills, AL
10	LaDarius Owens	DE	6-2	260	So.	Bessemer, AL	49	Jacob Westrich	LB	6-1	230	So.	Huntsville, AL
11	Chris Davis	CB	5-11	200	Jr.	Birmingham, AL	50	Reese Dismukes	C	6-3	293	So.	Spanish Fort, AL
11	Brandon Fulse	TE	6-4	249	So.	Fort Meade, FL	51	Patrick Miller	OL	6-7	288	Fr.	West Palm Beach, FL
12	Demetruce McNeal	DB	6-2	187	Jr.	College Park, GA	52	Justin Delaine	DE	6-5	253	So.	Linden, AL
12	Jonathan Wallace	QB	6-2	197	Fr.	Phenix City, AL	53	Michael Sulka	DS	6-3	253	Fr.	Bluffton, SC
13	Craig Sanders	DE	6-4	257	Jr.	Clio, AL	54	Jeffrey Whitaker	DT	6-4	307	Jr.	Warner Robins, GA
14	Eriqeu Florence	DB	6-1	191	So.	Valley, AL	55	Corey Lemonier	DE	6-4	246	Jr.	Hialeah, FL
15	Clint Moseley	QB	6-4	229	Jr.	Leroy, AL	56	Ashton Richardson	LB	6-1	218	Sr.	New Orleans, LA
15	Joshua Holsey	DB	5-11	188	Fr.	Rairburn, GA	56	Avery Young	OT	6-6	295	Fr.	Palm Beach Gardens, FL
16	Ikeem Means	DB	6-0	205	Sr.	Wetumpka, AL	57	Gage Batten	LB	6-0	232	Fr.	Palm Beach Gardens, FL
17	Kris Frost	LB	6-2	233	RFr.	Matthews, NC	59	Jake Lembke	DS	6-2	245	Jr.	New Lenox, IL
17	Ryan Carter	QB	6-2	200	Fr.	Hoover, AL	60	Eric Mack	OL	6-3	319	So.	St. Matthews, SC
18	Sammie Coates	WR	6-2	200	RFr.	Leroy, AL	61	C.T. Moorman	DS	6-0	225	RFr.	Durham, NC
18	JaViere Mitchell	LB	6-2	210	Fr.	Leeds, AL	62	Chad Slade	OL	6-5	301	So.	Moody, AL
19	Ryan White	DB	5-11	198	Jr.	Tallahassee, FL	63	Alex Kozan	OL	6-4	294	Fr.	Castle Rock, CO
19	Tate O'Connor	QB	6-2	177	RFr.	Savannah, GA	64	Forrest Hill	DS	6-1	242	So.	Morrow, GA
20	Corey Grant	RB	5-11	200	So.	Opelika, AL	65	Tunde Fairiyike	OL	6-2	301	So.	Thomaston, GA
21	Tre Mason	RB	5-10	198	So.	Lake Worth, FL	67	Delondre DeJarnett	DL	6-2	290	Fr.	Clanton, AL
21	Jonathan Jones	DB	5-10	166	Fr.	Carrollton, GA	68	John Glover	DE	6-4	230	Fr.	Greensboro, AL
22	T'Sharvan Bell	DB	6-0	190	Sr.	Kissimmee, FL	70	Robert Leff	OL	6-6	289	Fr.	Fairhope, AL
22	Mike Blakely	RB	5-9	206	RFr.	Bradenton, FL	71	John Sullen	OL	6-5	313	Sr.	Auburn, AL
23	Onterio McCalebb	RB	5-11	173	Sr.	Fort Meade, FL	72	Shon Coleman	OL	6-6	302	RFr.	Memphis, TN
24	Ryan Smith	DB	6-2	204	Jr.	Cordova, AL	73	Greg Robinson	OL	6-5	311	RFr.	Thibodaux, LA
25	Daren Bates	LB	5-11	215	Sr.	Memphis, TN	74	Jamar Travis	DL	6-0	302	Sr.	Brewton, AL
26	Justin Garrett	LB	6-1	215	So.	Tucker, GA	74	Will Adams	OL	6-7	289	Fr.	Tyrone, GA
27	Robenson Therezie	RB	5-9	205	So.	Miami, FL	75	Christian Westerman	OL	6-4	298	RFr.	Chandler, AZ
28	T.J. Davis	DB	6-1	184	Fr.	Tallahassee, FL	76	Jordan Diamond	OT	6-6	323	Fr.	Chicago, IL
29	Mack VanGorder	LB	6-1	193	RFr.	Gainesville, GA	77	Shane Callahan	OL	6-6	292	Fr.	Parker, CO
30	Steven Clark	P	6-5	232	Jr.	Kansas City, MO	78	Colton Wingard	OL	6-2	297	So.	Alabaster, AL
30	Cassanova McKinzy	LB	6-3	243	Fr.	Birmingham, AL	79	Eric Averett	OL	6-3	249	Fr.	Enterprise, AL
31	Trent Fisher	DB	6-1	200	So.	Nashville, TN	80	Emory Blake	WR	6-2	193	Sr.	Austin, TX
32	Blake Poole	DB	5-11	199	Jr.	Buchanan, GA	81	C.J. Uzomah	TE	6-4	250	So.	Suwanee, GA
32	Taylor Yancey	K	6-4	200	Fr.	Castle Rock, CO	82	Melvin Ray	WR	6-3	217	RFr.	Cairo, GA
33	Chris Landrum	FB	6-3	240	RFr.	Sweet Water, AL	83	Michael Clifton	TE	6-3	225	Fr.	Evans, GA
33	Duncan McKinney	K	5-11	181	So.	Florence, AL	85	Travante Stallworth	WR	5-9	191	Sr.	Leesville, LA
35	Jonathan Evans	LB	5-11	231	Sr.	Prichard, AL	86	Dimitri Reese	WR	5-11	174	So.	Birmingham, AL
35	Jay Prosch	FB	6-0	260	Jr.	Mobile, AL	89	Jaylon Denson	WR	6-3	211	So.	Hoover, AL
36	Cody Parkey	K	6-0	194	Jr.	Jupiter, FL	90	Gabe Wright	DL	6-3	299	So.	Columbus, GA
36	Octavious Andrews	WR	6-0	170	So.	Decatur, GA	91	Tyler Nero	DL	6-2	277	Fr.	Atmore, AL
37	J.D. Strawbridge	P	6-0	171	Fr.	Montgomery, AL	92	Kenneth Carter	DT	6-4	289	Jr.	Greenville, AL
38	Adam Dyas	DB	5-9	192	So.	Mobile, AL	93	JaBrian Niles	DL	6-2	297	RFr.	Mobile, AL
39	Alex Kvikly	K	6-2	180	RFr.	Marietta, GA	94	Nosa Eguae	DE	6-3	268	Jr.	Mansfield, TX
39	B.J. Trimble	WR	5-10	168	RFr.	Fayetteville, GA	95	Dee Ford	DE	6-2	246	Jr.	Odenville, AL
40	Clay Finkelstein	LB	6-2	209	RFr.	Montgomery, AL	96	Devaunte Sigler	DL	6-4	291	So.	Mobile, AL
40	Spencer Smith	TE	6-6	235	Fr.	Birmingham, AL	97	Reid Brooks	DE	6-2	230	Fr.	Dothan, AL
41	Patrick Lymon	RB	5-10	190	So.	Huntsville, AL	98	Angelo Blackson	DL	6-4	308	So.	Bear, DE
41	Alex Locker	K/P	6-3	185	Fr.	Westford, MA	99	Brian Walsh	DL	6-3	303	RFr.	Winter Springs, FL
42	Gimel President	DE	6-4	244	Fr.	Mt. Pleasant, SC							

SEC Champions:
1957, 1983, 1987, 1988, 1989, 2004, 2010
SEC West Champions:
1997, 2000, 2001, 2002, 2004, 2005, 2010

2012 AUBURN FOOTBALL GAME NOTES



2012 AUBURN FOOTBALL ALPHABETICAL ROSTER

No.	Name	Pos.	Ht.	Wt.	Yr.	Hometown	No.	Name	Pos.	Ht.	Wt.	Yr.	Hometown
74	Will Adams	OL	6-7	289	Fr.	Tyrone, GA	60	Eric Mack	OL	6-3	319	So.	St. Matthews, SC
36	Octavious Andrews	WR	6-0	170	So.	Decatur, GA	21	Tre Mason	RB	5-10	198	So.	Lake Worth, FL
79	Eric Averett	OL	6-3	249	Fr.	Enterprise, AL	23	Onterio McCalebb	RB	5-11	173	Sr.	Fort Meade, FL
25	Daren Bates	LB	5-11	215	Sr.	Memphis, TN	33	Duncan McKinney	K	5-11	181	So.	Florence, AL
57	Gage Batten	LB	6-0	232	Fr.	Palm Beach Gardens, FL	30	Cassanova McKinzy	LB	6-3	243	Fr.	Birmingham, AL
22	T'Sharvan Bell	DB	6-0	190	Sr.	Kissimmee, FL	12	Demetruce McNeal	DB	6-2	187	Jr.	College Park, GA
3	DeAngelo Benton	WR	6-2	201	Sr.	Bastrop, LA	16	Ikeem Means	DB	6-0	205	Sr.	Wetumpka, AL
80	Emory Blake	WR	6-2	193	Sr.	Austin, TX	51	Patrick Miller	OL	6-7	288	Fr.	West Palm Beach, FL
98	Angelo Blackson	DL	6-4	308	So.	Bear, DE	6	Jonathon Mincy	DB	5-10	190	So.	Decatur, GA
22	Mike Blakely	RB	5-9	206	RFr.	Bradenton, FL	18	JaViere Mitchell	LB	6-2	210	Fr.	Leeds, AL
4	Quan Bray	WR	5-10	185	So.	LaGrange, GA	61	C.T. Moorman	DS	6-0	225	RFr.	Durham, NC
97	Reid Brooks	DE	6-2	230	Fr.	Dothan, AL	8	Anthony Morgan	WR	5-11	197	Sr.	Brantley, AL
48	Blake Burgess	TE	6-3	249	Jr.	Vestavia Hills, AL	15	Clint Moseley	QB	6-4	229	Jr.	Leroy, AL
77	Shane Callahan	OL	6-6	292	Fr.	Parker, CO	91	Tyler Nero	DL	6-2	277	Fr.	Atmore, AL
92	Kenneth Carter	DT	6-4	289	Jr.	Greenville, AL	93	JaBrian Niles	DL	6-2	297	RFr.	Mobile, AL
17	Ryan Carter	QB	6-2	200	Fr.	Hoover, AL	19	Tate O'Connor	QB	6-2	177	RFr.	Savannah, GA
30	Steven Clark	P	6-5	232	Jr.	Kansas City, MO	10	LaDarius Owens	DE	6-2	260	So.	Bessemer, AL
83	Michael Clifton	TE	6-3	225	Fr.	Evans, GA	36	Cody Parkey	K	6-0	194	Jr.	Jupiter, FL
18	Sammie Coates	WR	6-2	200	RFr.	Leroy, AL	46	Ricky Parks	TE	6-4	248	Fr.	Hogansville, GA
72	Shon Coleman	OL	6-6	302	RFr.	Memphis, TN	32	Blake Poole	DB	5-11	199	Jr.	Buchanan, GA
11	Chris Davis	CB	5-11	200	Jr.	Birmingham, AL	42	Gimel President	DE	6-4	244	Fr.	Mt. Pleasant, SC
28	T.J. Davis	DB	6-1	184	Fr.	Tallahassee, FL	35	Jay Prosch	FB	6-0	260	Jr.	Mobile, AL
67	Delondre DeJarnett	DL	6-2	290	Fr.	Clanton, AL	82	Melvin Ray	WR	6-3	217	RFr.	Cairo, GA
52	Justin Delaine	DE	6-5	253	So.	Linden, AL	1	Trovon Reed	WR	6-0	190	So.	Thibodaux, LA
89	Jaylon Denson	WR	6-3	211	So.	Hoover, AL	86	Dimitri Reese	WR	5-11	174	So.	Birmingham, AL
76	Jordan Diamond	OT	6-6	323	Fr.	Chicago, IL	56	Ashton Richardson	LB	6-1	218	Sr.	New Orleans, LA
50	Reese Dismukes	C	6-3	293	So.	Spanish Fort, AL	73	Greg Robinson	OL	6-5	311	RFr.	Thibodaux, LA
38	Adam Dyas	DB	5-9	192	So.	Mobile, AL	13	Craig Sanders	DE	6-4	257	Jr.	Clio, AL
94	Nosa Eguae	DE	6-3	268	Jr.	Mansfield, TX	42	Chandler Shakespeare	RB	5-10	209	Jr.	Oxford, AL
35	Jonathan Evans	LB	5-11	231	Sr.	Prichard, AL	96	Devaunte Sigler	DL	6-4	291	So.	Mobile, AL
65	Tunde Fariyike	OL	6-2	301	So.	Thomaston, GA	62	Chad Slade	OL	6-5	301	So.	Moody, AL
40	Clay Finkelstein	LB	6-2	209	RFr.	Montgomery, AL	24	Ryan Smith	DB	6-2	204	Jr.	Cordova, AL
31	Trent Fisher	DB	6-1	200	So.	Nashville, TN	40	Spencer Smith	TE	6-6	235	Fr.	Birmingham, AL
14	Eriqeu Florence	DB	6-1	191	So.	Valley, AL	46	Jordan Spriggs	DB	5-9	189	So.	Mobile, AL
95	Dee Ford	DE	6-2	246	Jr.	Odenville, AL	85	Travante Stallworth	WR	5-9	191	Sr.	Leesville, LA
10	Kiehl Frazier	QB	6-2	226	So.	Springdale, AR	37	J.D. Strawbridge	P	6-0	171	Fr.	Montgomery, AL
17	Kris Frost	LB	6-2	233	RFr.	Matthews, NC	53	Michael Sulka	DS	6-3	253	Fr.	Bluffton, SC
11	Brandon Fulse	TE	6-4	249	So.	Fort Meade, FL	71	John Sullen	OL	6-5	313	Sr.	Auburn, AL
26	Justin Garrett	LB	6-1	215	So.	Tucker, GA	44	Anthony Swain	LB	6-2	235	RFr.	Gadsden, AL
68	John Glover	DE	6-4	230	Fr.	Greensboro, AL	27	Robenson Therezie	RB	5-9	205	So.	Miami, FL
20	Corey Grant	RB	5-11	200	So.	Opelika, AL	74	Jamar Travis	DL	6-0	302	Sr.	Brewton, AL
45	Keymiya Harrell	DE	6-4	260	RFr.	Selma, AL	39	B.J. Trimble	WR	5-10	168	RFr.	Fayetteville, GA
64	Forrest Hill	DS	6-1	242	So.	Morrow, GA	81	C.J. Uzomah	TE	6-4	250	So.	Suwanee, GA
5	Jake Holland	LB	6-1	241	Jr.	Pelham, AL	29	Mack VanGorder	LB	6-1	193	RFr.	Gainesville, GA
15	Joshua Holsey	DB	5-11	188	Fr.	Rairburn, GA	12	Jonathan Wallace	QB	6-2	197	Fr.	Phenix City, AL
21	Jonathan Jones	DB	5-10	166	Fr.	Carrollton, GA	99	Brian Walsh	DL	6-3	303	RFr.	Winter Springs, FL
63	Alex Kozaan	OL	6-4	294	Fr.	Castle Rock, CO	75	Christian Westerman	OL	6-4	298	RFr.	Chandler, AZ
39	Alex Kvikly	K	6-2	180	RFr.	Marietta, GA	49	Jacob Westrich	LB	6-1	230	So.	Huntsville, AL
33	Chris Landrum	FB	6-3	240	RFr.	Sweet Water, AL	54	Jeffrey Whitaker	DT	6-4	307	Jr.	Warner Robins, GA
70	Robert Leff	OL	6-6	289	Fr.	Fairhope, AL	19	Ryan White	DB	5-11	198	Jr.	Tallahassee, FL
59	Jake Lembke	DS	6-2	245	Jr.	New Lenox, IL	9	Jermaine Whitehead	DB	5-11	202	So.	Greenwood, MS
55	Corey Lemonier	DE	6-4	246	Jr.	Hialeah, FL	78	Colton Wingard	OL	6-2	297	So.	Alabaster, AL
41	Alex Locker	K/P	6-3	185	Fr.	Westford, MA	90	Gabe Wright	DL	6-3	299	So.	Columbus, GA
44	Johnny Lockett	RB	5-8	192	So.	Sweet Water, AL	32	Taylor Yancey	K	6-4	200	Fr.	Castle Rock, CO
5	Ricardo Louis	WR	6-2	210	Fr.	Miami Beach, FL	56	Avery Young	OT	6-6	295	Fr.	Palm Beach Gardens, FL
43	Philip Lutzenkirchen	TE	6-5	255	Sr.	Marietta, GA	47	Patrick Young	TE	6-4	229	RFr.	Trussville, AL
41	Patrick Lymon	RB	5-10	190	So.	Huntsville, AL							



2012 DEPTH CHART

OFFENSE

QB 10 KIEHL FRAZIER (6-2, 226, So.) 15 Clint Moseley (6-4, 229, Jr.) RB 23 ONTERIO McCALLEBB (5-11, 173, Sr.) 21 Tre Mason (5-10, 198, So.) -- OR-- 22 Mike Blakely (5-9, 206, R-Fr.) FB 35 JAY PROSCH (6-0, 260, Jr.) 48 Blake Burgess (6-3, 249, Jr.) WR 80 EMORY BLAKE (6-2, 193, Sr.) 18 Sammie Coates (6-2, 200, R-Fr.) 5 Ricardo Louis (6-2, 210, Fr.) WR 1 TROVON REED (6-0, 190, So.) -- OR-- 85 TRAVANTE STALLWORTH (5-9, 199, Sr.) WR 4 QUAN BRAY (5-10, 185, So.) 89 Jaylon Denson (6-3, 211, So.) TE 43 PHILIP LUTZENKIRCHEN (6-5, 255, Sr.) 11 Brandon Fulse (6-4, 249, So.) -- OR-- 81 C.J. Uzomah (6-4, 250, So.) LT 73 GREG ROBINSON (6-5, 311, R-Fr.) 72 Shon Coleman (6-6, 302, R-Fr.) LG 71 JOHN SULLEN (6-5, 313, Sr.) 63 Alex Kozan (6-4, 294, Fr.) C 50 REESE DISMUKES (6-3, 293, So.) 65 Tunde Fariyike (6-2, 301, So.) RG 62 CHAD SLADE (6-5, 301, So.) 75 Christian Westerman (6-4, 298, R-Fr.) RT 56 AVERY YOUNG (6-6, 295, Fr.) 51 Patrick Miller (6-7, 288, Fr.)

SPECIAL TEAMS

PK 36 CODY PARKEY (6-0, 194, Jr.) 39 Alex Kviklyls (6-2, 180, R-Fr.) P 30 STEVEN CLARK (6-5, 232, Jr.) 37 J.D. Strawbridge (6-0, 171, Fr.) H 19 RYAN WHITE (5-11, 198, Jr.) 30 Steven Clark (6-5, 232, Jr.) DS 59 JAKE LEMBKE (6-2, 245, Jr.) 64 FORREST HILL (6-1, 242, So.)

DEFENSE

DE 95 DEE FORD (6-2, 246, Jr.) 13 Craig Sanders (6-4, 257, Jr.) --OR-- 94 Nosa Eguae (6-3, 268, Jr.) DT 98 ANGELO BLACKSON (6-4, 308, So.) 92 Kenneth Carter (6-4, 289, Jr.) 96 Devaunte Sigler (6-4, 291, So.) DT 54 JEFFREY WHITAKER (6-4, 307, Jr.) 90 Gabe Wright (6-3, 299, So.) DE 55 COREY LEMONIER (6-4, 246, Jr.) 10 LaDarius Owens (6-2, 260, So.) SLB 35 JONATHAN EVANS (5-11, 231, Sr.) 26 Justin Garrett (6-1, 215, So.) MLB 5 JAKE HOLLAND (6-1, 241, Jr.) 56 Ashton Richardson (6-1, 218, Sr.) WLB 25 DAREN BATES (5-11, 215, Sr.) 17 Kris Frost (6-2, 233, R-Fr.) CB 11 CHRIS DAVIS (5-11, 200, Jr.) 6 Jonathon Mincy (5-10, 190, So.) FS 12 DEMETRUC McNEAL (6-2, 187, Jr.) 24 Ryan Smith (6-2, 204, Jr.) SS 9 JERMAINE WHITEHEAD (5-11, 202, So.) 31 Trent Fisher (6-1, 200, So.) CB 22 T'SHARVAN BELL (6-0, 190, Sr.) 19 Ryan White (5-11, 198, Jr.)

SPECIAL TEAMS

KR 23 ONTERIO McCALLEBB (5-11, 173, Sr.) 4 Quan Bray (5-10, 185, So.) PR 4 QUAN BRAY (5-10, 185, So.) 1 Trovon Reed (6-0, 190, So.)

PRONUNCIATION GUIDE

No. Name Pronunciation 52 Justin DELAINE de-LANE-nee 50 Reese DISMUKES dism-yooks 94 NOSA EGUAE No-suh E-gway 65 TUNDE FARIYIKE Tune-Day Fa-ree-kay 40 Clay FINKELSTEIN fink-ell-stine 14 ERIQUE Florence E-ree-kay 10 KIEHL Frazier Kyle 45 KEYMIYA Harrell Ka-my-ah 89 Alex KVIKLYS kuh-vick-lis 55 Corey LEMONIER Lemon-ear

No. Name Pronunciation 43 Philip LUTZENKIRCHEN Lutz-in-kir-ken 18 JAVIERE Mitchell Jahv-vee-air 93 JABRIAN Niles Ja-Brian 35 Jay PROSCH prosh 1 TROVON Reed trah-von 96 DEVAUNTE Sigler De-Vaun-tay 85 TRAVANTE Stallworth Tra-von-tay 27 Robenson THEREZIE Tha-ree-zee 81 C.J. UZOMAH You-zah-mah

PARTICIPATION STATISTICS

Top 20 Career Games Played (Active)

1. Ikeem Means.....40 2. Daren Bates.....39 Philip Lutzenkirchen.....39 Onterio McCalebb.....39 John Sullen.....39 6. Jamar Travis.....38 7. Emory Blake.....37 Jonathan Evans.....37 9. T'Sharvan Bell.....36 10. Dee Ford.....31 11. Blake Burgess.....28 Nosa Eguae.....28 Corey Lemonier.....28 Ryan Smith.....28 15. Demetruce McNeal.....27 Craig Sanders.....27 Travante Stallworth.....27 Jeffrey Whitaker.....27 19. Chris Davis.....26 20. Ashton Richardson.....25

Top Ten Career Games Started (Active)

1. Daren Bates.....37 2. Nosa Eguae.....24 3. Philip Lutzenkirchen.....19 4. Emory Blake.....17 5. Corey Lemonier.....16 Onterio McCalebb.....16 7. Jeffrey Whitaker.....15 8. T'Sharvan Bell.....14 Reese Dismukes.....14 John Sullen.....14

SEC Champions:
1957, 1983, 1987, 1988, 1989, 2010
SEC West Champions:
1997, 2000, 2001, 2002, 2004, 2005, 2010

2012 AUBURN FOOTBALL GAME NOTES



AUBURN - LOUISIANA MONROE SERIES RESULTS

(Auburn leads, 8-0)

YEAR	SCORE	SITE	DATE
1994:	AU, 44-12	at Auburn	Sept. 10
1995:	AU, 38-14	at Auburn	Nov. 4
1996:	AU, 28-24	at Auburn	Nov. 9
2002:	AU, 52-14	at Auburn	Nov. 9
2003:	AU, 73-7	at Auburn	Nov. 1
2004:	AU, 31-0	at Auburn	Sept. 4
2008:	AU, 34-0	at Auburn	Aug. 30
2010:	AU, 52-3	at Auburn	Oct. 2

at Auburn: AU leads, 8-0

GAME-BY-GAME STATISTICS

Last 8 Meetings

Date	Site	Result	Attend	Rank		AU				ULM													
				AU	ULM	FD	No	Yds	TD	C- A- I	Yds	TD	No	Yds									
9-10-94	Auburn	W 44-12	78,437	12	---	28	46	254	4	24-41-0	313	1	87	567	7	26	30	0	11-22-1	191	2	48	221
11-4-95	Auburn	W 38-14	78,149	21	---	21	38	254	4	17-24-1	194	1	62	465	20	36	92	1	17-36-0	186	1	72	293
11-9-96	Auburn	W 28-24	78,309	22	---	19	35	164	2	17-32-1	248	1	67	412	22	46	121	2	18-33-1	308	1	79	429
11-9-02	Auburn	W 52-14	84,618	---	---	24	42	210	3	20-30-1	293	4	72	503	16	29	83	1	19-38-0	193	1	67	276
11-1-03	Auburn	W 73-7	81,061	---	---	25	43	241	6	16-21-1	240	2	44	481	10	32	23	0	10-25-3	128	1	57	151
9-14-04	Auburn	W 31-0	80,663	17	---	21	41	194	2	14-24-1	186	2	65	380	12	35	140	0	17-23-1	99	0	58	239
9-13-08	Auburn	W 34-0	87,451	10	---	19	46	321	1	13-27-1	85	1	73	406	12	30	84	0	20-38-0	136	0	68	220
10-2-10	Auburn	W 52-3	80,759	10	---	22	33	233	4	17-24-1	272	3	57	505	20	33	38	0	29-41-1	232	0	74	270



Oct. 2, 2010 • ESPNU • Jordan-Hare Stadium (80,759) • Auburn, Ala.



LOUISIANA-MONROE	3
#10 AUBURN	52

LAST MEETING WITH LOUISIANA-MONROE

Cam Newton connected with Emory Blake on a school-record 94-yard pass on his first throw of the game Oct. 2, 2010, helping No. 10 Auburn to a 52-3 win over the University of Louisiana at Monroe. Newton completed 14 of 19 passes against the Warhawks for 245 yards and three touchdowns in the win.

The win marked Auburn's second 50-point game of the season and its second 500-yard game of the season. The Tigers' defensive line also had a big game, limiting ULM to just 38 yards rushing marking a season-low for Auburn opponents and the third sub 100-yard game for an opponent this season.

Auburn opened the game by scoring 14 points on four plays within the first five minutes of the game. Onterio McCalebb scored Auburn's first touchdown, breaking away on a 50-yard run down the right side of the field.

ULM was forced to punt on its opening possession and pinned the Tigers at their own 3-yard line. A short run by Kodi Burns set up the 94-yard pass from Newton to Blake, breaking the Auburn record for longest play from scrimmage. Wes Bury's kick put the Tigers up 14-0 with 11:04 left to play in the opening period.

The Warhawks scored their lone points of the game on their next possession, using 14 plays to work 61 yards down the field for a 35-yard field goal by Radi Jabour. Auburn answered on its next possession, capping off a 17-point first quarter, as Byrum connected on a 19-yard attempt.

Freshman running back Michael Dyer extended the lead for the Tigers in the second quarter, capping off a 66-yard, nine-play drive with a 3-yard run for touchdown. Quindarius Carr then gave Auburn a comfortable 31-3 lead heading into halftime on the Tigers' next possession, catching a 16-yard pass from Newton for a touchdown with 1:41 left in the half.

Sophomore Philip Lutzenkirchen scored Auburn's lone third-quarter points, catching a cross-field pass in the flat from Newton for the 5-yard touchdown reception with 2:22 left in the quarter.

SCORING SUMMARY

ULM	3	0	0	0	—	3
Auburn	17	14	7	14	—	52

- AU - McCalebb 50 yd run (Byrum kick), 14:28, 1st
- AU - Blake 94 yd pass from Newton (Byrum kick), 10:22, 1st
- ULM - Jabour 35 yd field goal, 4:31, 1st
- AU - Byrum 19 yd field goal, 2:09, 1st
- AU - Dyer 3 yd run (Byrum kick), 6:53, 2nd
- AU - Carr 16 yd pass from Newton (Byrum kick), 2:41, 2nd
- AU - Lutzenkirchen 5 yd pass from Newton (Byrum kick), 6:09, 3rd
- AU - Fannin 2 yd run (Byrum kick), 14:55, 4th
- AU - Trotter 18 yd run (Byrum kick), 8:46, 4th

TEAM STATISTICS

	ULM	AU
First Downs	20	22
Rushes-Yards	33-38	33-233
Passing Yards	232	272
Comp-Att-Int	29-41-1	17-24-1
Total Plays-Yards	74-270	57-505
Punts-Avg.	4-38.0	1-22.0
Fumbles/Lost	4/3	0/0
Penalties-Yards	7-55	2-15
3rd Down Conv.	6-of-15	4-of-8
Time of Possession	36:52	23:08

INDIVIDUAL STATISTICS

- RUSHING:** (ULM) - Donald 9-27; Sanders 2-10; Wells 1-9; Ambrose 2-7; Goodin 5-6; Rhodes 1-3; Munoz 1-minus 11; Browning 12-minus 13. (AU) - Fannin 10-89 (TD); McCalebb 4-56 (TD); Trotter 2-29 (TD); Dyer 7-22 (TD); Hooper 5-20; Zachery 1-17; Moseley 2-8; Burns 1-3; Newton 1-minus 11.
- PASSING:** (ULM) - Browning 25-33-0-203; Wells 4-8-1-29. (AU) - Newton 14-19-1-245 (3TD); Trotter 3-5-0-27.
- RECEIVING:** (ULM) - Ambrose 7-56; Maye 6-45; Edwards 4-26; Sanders 3-27; Leonard 2-34; McCall 2-15; Goodin 2-13; Russell 1-7; Steed 1-6; Lovett 1-3. (AU) - Zachery 4-50; Lutzenkirchen 4-41 (TD); Blake 2-101 (TD); Adams 2-25; Carr 1-16; Benton 1-15; Winter 1-15; Fannin 1-12; Kitchens 1-minus 3.

Sophomore quarterback Barrett Trotter took over for Newton on the next possession and guided Auburn to two more touchdowns. The first capped off a nine-play, 56-yard drive with Mario Fannin running in two yards for a touchdown to open the fourth quarter. Trotter would score one of his own, the first of his career, with 8:46 left in the game, giving Auburn a 52-3 lead.

Fannin led the Tigers in rushing with 89 yards, followed by McCalebb with 56, Trotter with 29 and Dyer with 22.

Blake caught two passes for 101 yards to lead the Tigers. Terrell Zachery and Lutzenkirchen caught four passes each for 50 and 41 yards, respectively. In all, Auburn quarterbacks threw to nine different receivers.

Defensively, Anthony Morgan led the team with six tackles, five of which were solo. Aairon Savage and T'Sharvan Bell accounted for five tackles each. As a team, the Tigers forced two fumbles, totaled 10 tackles for loss and tallied three quarterback sacks. Senior Zac Etheridge also picked up an interception in the win.

CAREER STATS VS. LOUISIANA-MONROE

PASSING

Player	C-A-I	TD	Yds.	Yds/Gm
None				

RUSHING

Player	No.	Yds.	Avg/Carry	TD
Onterio McCalebb	4	56	14.0	1
Clint Moseley	2	8	4.0	0

RECEIVING

Player	No.	Yds.	Avg/Catch	TD
Emory Blake	2	101	50.5	1
Philip Lutzenkirchen	4	41	10.2	1

PUNT RETURNS

Player	No.	Yds.	Avg/Return	TD
None				

KICK RETURNS

Player	No.	Yds.	Avg/Return	TD
Philip Lutzenkirchen	1	6	6.0	0

DEFENSIVE

Player	UA	A	Total	Misc.
Anthony Morgan	5	1	6	1 FF
T'Sharvan Bell	4	1	5	1 PBU
Dee Ford	3	1	4	---
Jonathan Evans	2	2	4	---
Chris Davis	2	1	3	---
Jake Holland	3	0	3	1.0 Sack
Corey Lemonier	3	0	3	2.0 TFL/1.0 Sack
Kenneth Carter	2	0	2	1.0 TFL
Jamar Travis	1	0	1	---
Jeff Whitaker	1	0	1	---
Daren Bates	0	1	1	---
Nosa Eguae	0	1	1	---

PUNTING

Player	No.	Yds.	Avg/Punt	Long
None				

KICKING

Player	PAT	FGA-FGM	Long FG	Total Points
None				

SEC Champions:

1957, 1983, 1987, 1988, 1989, 2010

SEC West Champions:

1997, 2000, 2001, 2002, 2004, 2005, 2010

2012 AUBURN FOOTBALL GAME NOTES



CLEMSON (2-0)

Sept. 1	vs. Auburn [ESPN]	W, 26-19
Sept. 8	BALL STATE [ACCN]	W, 52-27
Sept. 15	FURMAN [RSN]	2 p.m.
Sept. 22	at Florida State	TBA
Sept. 29	at Boston College	TBA
Oct. 6	GEORGIA TECH	TBA
Oct. 20	VIRGINIA TECH	TBA
Oct. 25	at Wake Forest [ESPN]	6:30 p.m.
Nov. 3	at Duke	TBA
Nov. 10	MARYLAND	TBA
Nov. 17	NORTH CAROLINA STATE	TBA
Nov. 24	SOUTH CAROLINA	TBA

MISSISSIPPI STATE (2-0)

Sept. 1	JACKSON STATE [FSN]	W, 56-9
Sept. 8	AUBURN [ESPN]	W, 28-10
Sept. 15	at Troy [ESPN3]	6 p.m.
Sept. 22	SOUTH ALABAMA [PPV]	6 p.m.
Oct. 6	at Kentucky	TBA
Oct. 13	TENNESSEE	TBA
Oct. 20	MIDDLE TENNESSEE	TBA
Oct. 27	at Alabama	TBA
Nov. 3	TEXAS A&M	TBA
Nov. 10	at LSU	TBA
Nov. 17	ARKANSAS	TBA
Nov. 24	at Ole Miss	TBA

LOUISIANA-MONROE (1-0)

Sept. 8	at Arkansas [ESPN]	W, 34-31
Sept. 15	at Auburn [SECN]	11 a.m.
Sept. 21	BAYLOR [ESPN]	7 p.m.
Sept. 29	at Tulane [CST]	2:30 p.m.
Oct. 6	at Middle Tennessee [Sun Belt Network]	2:30 p.m.
Oct. 13	FLORIDA ATLANTIC [Sun Belt Network]	7 p.m.
Oct. 20	at Western Kentucky	3 p.m.
Oct. 27	SOUTH ALABAMA	6 p.m.
Nov. 3	LOUISIANA-LAFAYETTE [Sun Belt Network]	3 p.m.
Nov. 8	at Arkansas State [ESPN]	6 p.m.
Nov. 17	NORTH TEXAS	3 p.m.
Nov. 24	at Florida International	TBA

LSU (2-0)

Sept. 1	NORTH TEXAS [ESPN]	W, 41-14
Sept. 8	WASHINGTON [ESPN]	W, 41-3
Sept. 15	IDAHO [PPV]	7 p.m.
Sept. 22	at Auburn [ESPN]	6 p.m.
Sept. 29	TOWSON	TBA
Oct. 6	at Florida	TBA
Oct. 13	SOUTH CAROLINA	TBA
Oct. 20	at Texas A&M	TBA
Nov. 3	ALABAMA [CBS]	7 p.m.
Nov. 10	MISSISSIPPI STATE	TBA
Nov. 17	OLE MISS	TBA
Nov. 23	at Arkansas [CBS]	1:30 p.m.

ARKANSAS (1-1)

Sept. 1	JACKSONVILLE STATE [PPV]	W, 49-24
Sept. 8	Louisiana-Monroe [ESPN]	L, 31-34
Sept. 15	ALABAMA [CBS]	2:30 p.m.
Sept. 22	RUTGERS [ESPN]	6 p.m.
Sept. 29	at Texas A&M	TBA
Oct. 6	at Auburn	TBA
Oct. 13	KENTUCKY	TBA
Oct. 27	OLE MISS	TBA
Nov. 3	TULSA	TBA
Nov. 10	at South Carolina	TBA
Nov. 17	at Mississippi State	TBA
Nov. 23	LSU [CBS]	1:30 p.m.

OLE MISS (2-0)

Sept. 1	CENTRAL ARKANSAS [PPV]	W, 49-27
Sept. 8	TEXAS-EL PASO [FSN]	W, 28-10
Sept. 15	TEXAS [ESPN]	8:15 p.m.
Sept. 22	at Tulane [FSN]	11 a.m.
Sept. 29	at Alabama	TBA
Oct. 6	TEXAS A&M	TBA
Oct. 13	Auburn	TBA
Oct. 27	at Arkansas	TBA
Nov. 3	at Georgia	TBA
Nov. 10	VANDERBILT	TBA
Nov. 17	at LSU	TBA
Nov. 24	MISSISSIPPI STATE	TBA

VANDERBILT (0-2)

Aug. 30	SOUTH CAROLINA [ESPN]	L, 13-17
Sept. 8	at Northwestern [Big Ten Network]	L, 13-23
Sept. 15	PRESBYTERIAN [CSS]	11:30 a.m.
Sept. 22	at Georgia [ESPN2]	6:45 p.m.
Oct. 6	at Missouri	TBA
Oct. 13	FLORIDA	TBA
Oct. 20	AUBURN	TBA
Oct. 27	MASSACHUSETTS	TBA
Nov. 3	at Kentucky	TBA
Nov. 10	at Ole Miss	TBA
Nov. 17	TENNESSEE	TBA
Nov. 24	at Wake Forest	TBA

TEXAS A&M (0-1)

Sept. 8	FLORIDA [ESPN]	L, 17-20
Sept. 15	at SOUTHERN METHODIST [FSN]	2:30 p.m.
Sept. 22	SOUTH CAROLINA STATE [FSN]	6 p.m.
Sept. 29	ARKANSAS	TBA
Oct. 6	at Ole Miss	TBA
Oct. 13	at Louisiana Tech [ESPN]	6:30 p.m.
Oct. 20	LSU	TBA
Oct. 27	at Auburn	TBA
Nov. 3	at Mississippi State	TBA
Nov. 10	at Alabama	TBA
Nov. 17	SAM HOUSTON STATE	TBA
Nov. 24	MISSOURI	TBA

NEW MEXICO STATE (1-1)

Aug. 30	SACRAMENTO STATE	W, 49-19
Sept. 8	at Ohio [ESPN3]	L, 24-51
Sept. 15	at Texas-El Paso	7 p.m.
Sept. 22	NEW MEXICO [ESPN3]	7 p.m.
Sept. 29	TEXAS-SAN ANTONIO	7 p.m.
Oct. 6	at Idaho	4 p.m.
Oct. 20	at Utah State	2 p.m.
Oct. 27	LOUISIANA TECH	7 p.m.
Nov. 3	at Auburn	TBA
Nov. 10	SAN JOSE STATE	2:30 p.m.
Nov. 24	BRIGHAM YOUNG	2:30 p.m.
Dec. 1	at Texas State	3 p.m.

GEORGIA (2-0)

Sept. 1	BUFFALO [SECN]	W, 45-23
Sept. 8	at Missouri [ESPN2]	W, 41-20
Sept. 15	FLORIDA ATLANTIC [CSS]	6:30 p.m.
Sept. 22	VANDERBILT [ESPN2]	6:45 p.m.
Sept. 29	TENNESSEE	TBA
Oct. 6	at South Carolina	TBA
Oct. 20	at Kentucky	TBA
Oct. 27	vs. Florida [CBS]	2:30 p.m.
Nov. 3	OLE MISS	TBA
Nov. 10	at Auburn	TBA
Nov. 17	GEORGIA SOUTHERN	TBA
Nov. 24	GEORGIA TECH	TBA

ALABAMA A&M (2-0)

Sept. 1	vs. Tuskegee	W, 7-6
Sept. 8	at Arkansas-Pine Bluff	W, 14-10
Sept. 15	PRAIRIE VIEW A&M	6 p.m.
Sept. 22	at Texas Southern	11 a.m.
Sept. 29	GRAMBLING STATE	6 p.m.
Oct. 6	at Mississippi Valley State	2 p.m.
Oct. 13	ALCORN STATE	1 p.m.
Oct. 27	vs. Alabama State	2:30 p.m.
Nov. 3	SOUTHERN	1 p.m.
Nov. 10	at Jackson State	2 p.m.
Nov. 17	at Auburn	TBA

ALABAMA (2-0)

Sept. 1	vs. Michigan [ABC]	W, 41-14
Sept. 8	WESTERN KENTUCKY [SECN]	W, 35-0
Sept. 15	at Arkansas [CBS]	2:30 p.m.
Sept. 22	FLORIDA ATLANTIC [PPV]	4 p.m.
Sept. 29	OLE MISS	TBA
Oct. 13	at Missouri	TBA
Oct. 20	at Tennessee	TBA
Oct. 27	MISSISSIPPI STATE	TBA
Nov. 3	at LSU [CBS]	7 p.m.
Nov. 10	TEXAS A&M	TBA
Nov. 17	WESTERN CAROLINA	TBA
Nov. 24	AUBURN	TBA

Associated Press Poll

Week 2 (Sept. 9)

Rank	School	Record	Points	Pvs
1	Alabama (48)	2-0	1486	1
2	Southern California (8)	2-0	1414	2
3	LSU (4)	2-0	1404	3
4	Oregon	2-0	1299	4
t5	Florida State	2-0	1160	6
t5	Oklahoma	2-0	1160	5
7	Georgia	2-0	1155	7
8	South Carolina	2-0	1025	9
9	West Virginia	1-0	1017	9
10	Michigan State	2-0	995	11
11	Clemson	2-0	868	12
12	Ohio State	2-0	772	14
13	Virginia Tech	2-0	734	15
14	Texas	2-0	716	17
15	Kansas State	2-0	714	21
16	TCU	1-0	542	20
17	Michigan	1-1	429	19
18	Florida	2-0	427	24
19	Louisville	2-0	316	23
20	Notre Dame	2-0	310	22
21	Stanford	2-0	260	25
22	UCLA	2-0	250	NR
23	Tennessee	2-0	177	NR
24	Arizona	2-0	149	NR
25	BYU	2-0	110	NR

Others Receiving Votes: Boise State 106, Nebraska 79, Arkansas 79, Oregon State 77, Mississippi State 70, Baylor 54, Wisconsin 44, ULM 23, Ohio 17, Georgia Tech 15, Oklahoma State 13, South Florida 12, Arizona State 10, Iowa State 5, Northwestern 5, North Carolina 1, Utah State 1

USA Today Coaches Poll

Week 2 (Sept. 9)

Rank	School	Record	Points	Pvs
1	Alabama (42)	2-0	1,455	1
2	LSU (5)	2-0	1,380	3
3	Southern California (11)	2-0	1,363	2
4	Oregon (1)	2-0	1,292	4
5	Oklahoma	2-0	1,203	5
6	Florida State	2-0	1,153	6
7	Georgia	2-0	1,120	7
8	West Virginia	1-0	1,024	8
9	South Carolina	2-0	1,008	9
10	Michigan State	2-0	950	11
11	Clemson	2-0	904	12
12	Texas	2-0	730	15
13	Virginia Tech	2-0	704	18
14	Kansas State	2-0	696	20
15	TCU	1-0	649	17
16	Stanford	2-0	455	21
17	Florida	2-0	452	23
18	Michigan	1-1	440	19
19	Notre Dame	2-0	398	22
20	Louisville	2-0	280	24
21	Arkansas	1-1	246	10
22	Wisconsin	1-1	151	13
23	UCLA	2-0	147	NR
24	Nebraska	1-1	135	14
25	Arizona	2-0	120	NR
25	Boise State	0-1	82	22

Others Receiving Votes: Boise State 104, Oklahoma State 97, Mississippi State 88, Tennessee 71, BYU 70, Arizona State 58, Baylor 57, Cincinnati 29, Oregon State 28, Georgia Tech 24, South Florida 21, Louisiana Tech 13, Rutgers 12, Virginia 11, Iowa State 10, Northwestern 9, Wake Forest 6, Ole Miss 3, Ohio 2, Texas Tech 2, Washington 2, ULM 1, Nevada 1, Texas A&M 1.

Bold denotes SEC teams and 2012 opponents



Sept. 1, 2012 • ESPN • Georgia Dome (75,211) • Atlanta, Ga.

#14 CLEMSON	26
AUBURN	19

GAME 1

Cody Parkey made a career-high four field goals and Tre Mason rushed for a career-high 106 yards for Auburn but No. 14 Clemson edged past the Tigers for a hard-fought 26-19 victory in the Chick-fil-A Game in the season opener for both teams at the Georgia Dome on Saturday.

Emory Blake caught four passes for a career-high 109 yards and a touchdown while sophomore Kiehl Frazier threw for 194 yards and one touchdown on 11-of-27 passing and one interception in his first career start for Auburn. Tre Mason rushed for a career-high 106 yards while Onterio McCalebb add 82 yards.

The game was tied at 16 entering the final quarter after Parkey tied with a field goal with 55 seconds left in the third. Daren Bates intercepted Tajh Boyd and returned it 12 yards to the Clemson 35 on the first play of the fourth quarter. It set up Parkey making his career-high fourth field goal of the game, a 36-yarder to give Auburn a 19-16 lead with 12:50 remaining.

Clemson then scored the final 10 points of the game to outlast Auburn.

In the back-and-forth game, Clemson came right back on a 10-play, 75-yard drive as Boyd threw a 4-yard fade route to DeAndre Hopkins, who had a Clemson single-game record 13 receptions for 119 yards, in the back right corner of the end zone as Clemson took the lead for good, 23-19, with 9:17 left.

Clemson stopped Auburn on the next possession and drove 79 yards on the strength of Andre Ellington's 45-yard run to the Auburn 8. Auburn's defense stopped Clemson at the 1-yard line for the second time to give itself another shot. Chandler Catanzaro made his fourth field goal of the game for a 26-19 Clemson lead with 1:24 left.

Ellington rushed for 231 yards on 26 carries while Boyd threw for 208 yards and a touchdown on 24-of-34 passing.

Clemson opened the game's scoring as Catanzaro made a 39-yard field goal with 5:22 left in the first quarter. Auburn's defense held after Clemson drove 83 yards down to the Auburn 1-yard line.

SCORING SUMMARY

Clemson	3	10	3	10	—	26
Auburn	7	3	6	3	—	19

- CU - Catanzaro 24-yard field goal, 5:22, 1st
- AU - Blake 54-yard pass from Frazier (Parkey kick), 3:38, 1st
- CU - Catanzaro 40-yard field goal, 10:06, 2nd
- CU - McDowell 7-yard run (Catanzaro kick), 7:26, 2nd
- AU - Parkey 37-yard field goal, 1:24, 2nd
- AU - Parkey 46-yard field goal, 8:38, 3rd
- CU - Catanzaro 37-yard field goal, 4:39, 3rd
- AU - Parkey 27-yard field goal, 0:55, 3rd
- AU - Parkey 36-yard field goal, 12:50, 4th
- CU - Hopkins 4-yard pass from Boyd (Catanzaro kick), 9:17, 4th
- CU - Catanzaro 18-yard kick, 1:24, 4th

TEAM STATISTICS

	CU	AU
First Downs	28	17
Rushes-Yards	52-320	37-180
Passing Yards	208	194
Comp-Att-Int	24-35-1	11-27-1
Total Plays-Yards	87-528	64-374
Punts-Avg.	3-38.3	3-39.3
Fumbles/Lost	1/0	3/1
Penalties-Yards	6-30	6-38
3rd Down Conv.	8-of-17	4-of-13
Time of Possession	31:45	28:15

INDIVIDUAL STATISTICS

RUSHING: (CU) - Ellington 26-231; Boyd 19-58; Howard 4-23; McDowell 3-8 (TD); (AU) Mason 14-106; McCalebb 12-82; Blakely 1-2; Bray 1-(-1); Frazier 9-(-9).

PASSING: (CU) - Boyd 24-34-1-208 (TD); (AU) - Frazier 11-27-1-194 (TD).

RECEIVING: (CU) - Hopkins 13-119 (TD); Ford 5-51; Peake 4-21; Humphries 2-17; (AU) Blake 4-109 (TD); Lutzenkirchen 4-71; McCalebb 2-6; Bray 1-8.

Auburn struck back quickly four plays later as Frazier threw a 54-yard touchdown pass to Blake to put Auburn ahead 7-3 with 3:38 remaining in the opening quarter.

Catanzaro made a 40-yard field goal to bring Clemson to within 7-6 after the Tigers recovered a Tre Mason fumble just past midfield. Auburn had driven from its own 1-yard line to the Clemson 48 before Auburn's impressive drive ended with the turnover on the first possession of the second quarter.

Ellington's 68-yard run to the Auburn 15 followed by a Ryan White personal foul penalty set up Clemson's first touchdown on a 7-yard run by Roderick McDowell for a 13-7 Clemson lead with 7:26 left in the half. Clemson's drive covered 85 yards in only three plays.

Parkey's 37-yard field goal closed Auburn to within 13-10 with 1:24 before the half. On the drive, Frazier's 38-yard completion to Philip Lutzenkirchen to the Clemson 13 was the big play.

The Chick-fil-A Kickoff Game record crowd of 75,211 saw Auburn gain 374 yards on 64 plays while Clemson had 528 yards total offense on 87 plays. Auburn rushed for 180 yards to Clemson's 320, 231 of it from Ellington.

Sept. 8, 2012 • ESPN • Davis Wade Stadium (56,111) • Starkville, Miss.

AUBURN	10
MISSISSIPPI STATE	28

GAME 2

Tyler Russell threw for three touchdowns and 222 yards to lead Mississippi State to 28-10 victory over Auburn in the SEC opener for both teams at Scott Field on Saturday. Demetruce McNeal led the Tigers with a career-high 18 tackles.

With the Auburn offense struggling in the first half, Onterio McCalebb returned the second half kickoff 100 yards for a touchdown to give the Tigers a 10-7 lead. It was the second of his career, the other an 83-yarder vs. Alabama last year, and Auburn's first 100-yarder since Tim Carter vs. LSU in 2000.

However, it was all Mississippi State after that.

Mississippi State (2-0, 1-0) answered quickly as the Bulldogs drove 75 yards in eight plays to regain the lead, 14-10, on Russell's 13-yard touchdown pass to Chad Bumphis touchdown with 11:35 left in the third.

After holding Auburn (0-2, 0-1) to another three and out, State drove 58 yards and took a 21-10 lead on Russell's third touchdown pass, a 3-yard play action to a wide-open Marcus Green, who scored his second of the day, in the back corner of the end zone with 4:38 to go in the third.

The Bulldogs iced the game as LaDarius Perkins scampered 21 yards breaking four tackles to give State a 28-10 lead with 12:33 left in the game.

Mississippi State outgained Auburn 388 to 216 as the Tigers didn't score an offensive touchdown. The Tigers had 91 yards rushing, led by freshman Mike Blakely's 42 yards on 11 carries. Kiehl Frazier completed on 13-of-22 passes for 125 yards to go along with five turnovers, three interceptions and two fumbles. Quan Bray had six receptions for 50 yards while Emory Blake caught two passes for 31 yards.

Jonathon Mincy forced a State fumble on Russell's 8-yard completion to Chris Smith, and it was recovered by the Tigers' Jermaine Whitehead, a Greenville, Miss., native, at the State 39 with a minute left in the first.

SCORING SUMMARY

Auburn	0	3	7	0	—	10
Miss. State	0	7	14	7	—	28

- AU - Parkey 23-yard field goal, 9:40, 2nd
- MS - Green 30-yard pass from Russell (Bell kick), 6:53, 2nd
- AU - McCalebb 100-yard kickoff return (Parkey kick), 14:46, 3rd
- MS - Bumphis 13-yard pass from Russell (Bell kick), 11:35, 3rd
- MS - Green 3-yard pass from Russell (Bell kick), 4:38, 3rd
- MS - Perkins 21-yard run (Bell kick), 12:33, 4th

TEAM STATISTICS

	AU	MS
First Downs	15	23
Rushes-Yards	39-91	36-166
Passing Yards	125	222
Comp-Att-Int	22-13-3	29-20-0
Total Plays-Yards	61-216	65-388
Punts-Avg.	6-40.8	5-40.0
Fumbles/Lost	2/2	1/1
Penalties-Yards	7-57	5-61
3rd Down Conv.	2-of-12	1-of-10
Time of Possession	29:19	30:41

INDIVIDUAL STATISTICS

RUSHING: (MS) - Perkins 14-83 (TD), Milton 6-30, Robinson 6-32, Griffin 2-21; (AU) Blakely 11-42, Mason 8-25, Frazier 11-22, McCalebb 8-4.

PASSING: (MS) Russell 20-29-0, 222 (3 TD); (AU) - Frazier 13-22-3, 125.

RECEIVING: (MS) - Smith 5-46, Green 4-54 (2 TD), Bumphis 3-47 (TD), Perkins 3-17; (AU) Bray 6-50, Blake 2-31, Lutzenkirchen 2-12, Reed 1-17.

The Tigers, which converted a fourth and one at the State 19, took a 3-0 lead on a 23-yard Cody Parkey field goal with 9:40 left in the second despite having it on the Bulldog 5 with a second and goal.

Mississippi State took a 7-3 lead as Russell completed a 30-yard touchdown pass to Green with 6:53 left in the half. Johnathan Banks then intercepted a Frazier pass a play later to set the Bulldogs up at the Auburn 34. The Auburn defense made a huge stop as Angelo Blackson blocked a 43-yard field goal attempt by Bell with 4:24 left.

Auburn's defense kept the Tigers in the game in the first half as State outgained Auburn 157-65. The Tigers rushing attack was led by Blakely, who gained 38 of the yards on nine rushes. Frazier completed 1-of-7 passes for -2 yards and had two interceptions.

Perkins led State's rushing attack with 83 yards on 14 carries and a touchdown while Green had four receptions for 54 yards and two touchdowns and Smith five receptions for 46 yards.

SEC Champions:
1957, 1983, 1987, 1988, 1989, 2004, 2010
SEC West Champions:
1997, 2000, 2001, 2002, 2004, 2005, 2010

2012 AUBURN FOOTBALL GAME NOTES



2012 STATISTICS

RECORD.....	OVERALL	HOME	AWAY	NEUTRAL
ALL GAMES.....	0-2-0	0-0-0	0-1-0	0-1-0
CONFERENCE.....	0-1-0	0-0-0	0-1-0	0-0-0
NON-CONFERENCE.....	0-1-0	0-0-0	0-0-0	0-1-0

DATE	OPPONENT	W/L	SCORE	ATTEND
9/1/2012	vs. Clemson	L	19-26	75,211
9/8/2012	at Mississippi State*	L	10-28	56,111
9/15/2012	LOUISIANA-MONROE			
9/22/2012	LSU			
10/6/2012	ARKANSAS			
10/13/2012	at Ole Miss			
10/20/2012	at Vanderbilt			
10/27/2012	TEXAS A&M			
11/3/2012	NEW MEXICO STATE			
11/10/2012	GEORGIA			
11/17/2012	ALABAMA A&M			
11/24/2012	at Alabama			

RUSHING.....	GP	Att	Gain	Loss	Net	Avg	TD	Long	Avg/G
Tre Mason.....	2	22	132	1	131	6.0	0	30	65.5
Onterio McCalebb.....	2	20	111	25	86	4.3	0	20	43.0
Mike Blakely.....	2	12	44	0	44	3.7	0	8	22.0
Kiehl Frazier.....	2	20	44	31	13	0.6	0	8	6.5
Quan Bray.....	2	1	0	1	-1	-1.0	0	0	-0.5
TEAM.....	2	1	0	2	-2	-2.0	0	0	-1.0
Total.....	2	76	331	60	271	3.6	0	30	135.5
Opponents.....	2	88	533	47	486	5.5	2	68	243.0

PASSING.....	G	Effic	Cmp-Att-Int	Pct	Yds	TD	Lng	Avg/G
Kiehl Frazier.....	2	94.07	24-49-4	49.0	319	1	54	159.5
Total.....	2	94.07	24-49-4	49.0	319	1	54	159.5
Opponents.....	2	142.69	44-64-1	68.8	430	4	30	215.0

RECEIVING.....	G	No.	Yds	Avg	TD	Long	Avg/G
Quan Bray.....	2	7	58	8.3	0	16	29.0
Emory Blake.....	2	6	140	23.3	1	54	70.0
Philip Lutzenkirchen.....	2	6	83	13.8	0	38	41.5
Onterio McCalebb.....	2	3	13	4.3	0	11	6.5
Trovan Reed.....	2	1	17	17.0	0	17	8.5
Travante Stallworth.....	2	1	8	8.0	0	8	4.0
Total.....	2	24	319	13.3	1	54	159.5
Opponents.....	2	44	430	9.8	4	30	215.0

TEAM STATISTICS.....	AU.....	OPP.....
SCORING.....	29	54
Points Per Game.....	14.5	27.0
FIRST DOWNS.....	32	51
Rushing.....	14	27
Passing.....	16	21
Penalty.....	2	3
RUSHING YARDAGE.....	271	486
Yards gained rushing.....	331	533
Yards lost rushing.....	60	47
Rushing Attempts.....	76	88
Average Per Rush.....	3.6	5.5
Average Per Game.....	135.5	243.0
TDs Rushing.....	0	2
PASSING YARDAGE.....	319	430
Comp-Att-Int.....	24-49-4	44-64-1
Average Per Pass.....	6.5	6.7
Average Per Catch.....	13.3	9.8
Average Per Game.....	159.5	215.0
TDs Passing.....	1	4
TOTAL OFFENSE.....	590	916
Total Plays.....	125	152
Average Per Play.....	4.7	6.0
Average Per Game.....	295.0	458.0
KICK RETURNS: #-Yards.....	5-169	2-30
PUNT RETURNS: #-Yards.....	2-4	1-7
INT RETURNS: #-Yards.....	1-12	4-62
KICK RETURN AVERAGE.....	33.8	15.0
PUNT RETURN AVERAGE.....	2.0	7.0
INT RETURN AVERAGE.....	12.0	15.5
FUMBLES-LOST.....	5-3	2-1
PENALTIES-Yards.....	13-95	11-91
Average Per Game.....	47.5	45.5
PUNTS-Yards.....	9-363	8-315
Average Per Punt.....	40.3	39.4
Net punt average.....	39.6	38.9
KICKOFFS-Yards.....	9-625	12-789
Average Per Kick.....	69.4	65.8
Net kick average.....	49.2	37.1
TIME OF POSSESSION/Game.....	28:47	31:13
3RD-DOWN Conversions.....	6/25	9/27
3rd-Down Pct.....	24%	33%
4TH-DOWN Conversions.....	1/2	2/3
4th-Down Pct.....	50%	67%
SACKS BY-Yards.....	5-28	4-28
MISC YARDS.....	0	0
TOUCHDOWNS SCORED.....	2	6
FIELD GOALS-ATTEMPTS.....	5-5	4-7
ON-SIDE KICKS.....	0-0	0-0
RED-ZONE SCORES.....	(4-5) 80%	(7-8) 88%
RED-ZONE TOUCHDOWNS.....	(0-5) 0%	(4-8) 50%
PAT-ATTEMPTS.....	(2-2) 100%	(6-6) 100%
ATTENDANCE.....	0	56111
Games/Avg Per Game.....	0/0	1/56111
Neutral Site Games.....		1/75211

SCORE BY QUARTERS.....	1st	2nd	3rd	4th	Total
Auburn.....	7	6	13	3	29
Opponents.....	3	17	17	17	54



2012 STATISTICS

PUNT RETURNS.....No.	Yds	Avg	TD	Long
Quan Bray.....2	4	2.0	0	5
Total.....2	4	2.0	0	5
Opponents.....1	7	7.0	0	7

INTERCEPTIONS.....No.	Yds	Avg	TD	Long
Daren Bates.....1	12	12.0	0	12
Total.....1	12	12.0	0	12
Opponents.....4	62	15.5	0	31

KICK RETURNS.....No.	Yds	Avg	TD	Long
Onterio McCalebb.....3	138	46.0	1	100
Craig Sanders.....1	10	10.0	0	10
Quan Bray.....1	21	21.0	0	21
Total.....5	169	33.8	1	100
Opponents.....2	30	15.0	0	15

FUMBLE RETURNS.....No.	Yds	Avg	TD	Long
Total.....0	0	0.0	0	0
Opponents.....0	0	0.0	0	0

SCORING.....TD	PATs							
	FGs	Kick	Rush	Rcv	Pass	DXP	Saf	Points
Cody Parkey.....0	5-5	2-2	0-0	0	0-0	0	0	17
Onterio McCalebb.....1	0-0	0-0	0-0	0	0-0	0	0	6
Emory Blake.....1	0-0	0-0	0-0	0	0-0	0	0	6
Total.....2	5-5	2-2	0-0	0	0-0	0	0	29
Opponents.....6	4-7	6-6	0-0	0	0-0	0	0	54

TOTAL OFFENSE.....G	Plays	Rush	Pass	Total	Avg/G
Kiehl Frazier.....2	69	13	319	332	166.0
Tre Mason.....2	22	131	0	131	65.5
Onterio McCalebb.....2	20	86	0	86	43.0
Mike Blakely.....2	12	44	0	44	22.0
Quan Bray.....2	1	-1	0	-1	-0.5
TEAM.....2	1	-2	0	-2	-1.0
Total.....2	125	271	319	590	295.0
Opponents.....2	152	486	430	916	458.0

FIELD GOALS.....FGM-FGA	Pct	01-19	20-29	30-39	40-49	50-99	Lg	Blk
Cody Parkey.....5-5	100.0	0-0	2-2	2-2	1-1	0-0	46	0

FG SEQUENCE	Auburn	OPPONENTS
Clemson	(37),(46),(27),(36)	(24),(40),55,(37),(18)
Mississippi State	(23)	36, 43

- Louisiana-Monroe
- LSU
- Arkansas
- Ole Miss
- Vanderbilt
- Texas A&M
- New Mexico State
- Georgia
- Alabama A&M
- Alabama

Numbers in (parentheses) indicate field goal was made.

PUNTING.....No.	Yds	Avg	Long	TB	FC	I20	Blkd
Steven Clark.....9	363	40.3	46	0	7	2	0
Total.....9	363	40.3	46	0	7	2	0
Opponents.....8	315	39.4	45	0	5	2	0

KICKOFFS.....No.	Yds	Avg	TB	OB	Retn	Net	YdLn
Cody Parkey.....9	625	69.4	7	0			
Total.....9	625	69.4	7	0	30	46.7	18
Opponents.....12	789	65.8	7	0	169	37.1	27

ALL PURPOSE.....G	Rush	Rec	PR	KOR	IR	Tot	Avg/G
Onterio McCalebb.....2	86	13	0	138	0	237	118.5
Emory Blake.....2	0	140	0	0	0	140	70.0
Tre Mason.....2	131	0	0	0	0	131	65.5
Philip Lutzenkirchen.....2	0	83	0	0	0	83	41.5
Quan Bray.....2	-1	58	4	21	0	82	41.0
Mike Blakely.....2	44	0	0	0	0	44	22.0
Trovan Reed.....2	0	17	0	0	0	17	8.5
Kiehl Frazier.....2	13	0	0	0	0	13	6.5
Daren Bates.....2	0	0	0	0	12	12	6.0
Craig Sanders.....2	0	0	0	10	0	10	5.0
Travante Stallworth.....2	0	8	0	0	0	8	4.0
TEAM.....2	-2	0	0	0	0	-2	-1.0
Total.....2	271	319	4	169	12	775	387.5
Opponents.....2	486	430	7	30	62	1015	507.5

SEC Champions:
1957, 1983, 1987, 1988, 1989, 2004, 2010
SEC West Champions:
1997, 2000, 2001, 2002, 2004, 2005, 2010

2012 AUBURN FOOTBALL GAME NOTES



2012 DEFENSIVE STATISTICS

DEFENSIVE LEADERS	-----Tackles-----			Total	-Sacks-		-----Pass Def-----		---Fumbles---		Blkd	Rcv-Yds	FF	Kick	Saf
	GP	Solo	Ast		TFL/Yds	No-Yards	Int-Yds	BrUp	QBH						
25 Daren Bates.....	2	6	18	24	2.0-8	1.0-8	1-12
9 Jermaine Whitehead.....	2	6	17	23	0.5-0	.	.	2	.	1-0
12 Demetruce McNeal.....	2	6	12	18	1.5-3
5 Jake Holland.....	2	3	14	17	.	.	.	1
22 T'Sharvan Bell.....	2	8	6	14	.	.	.	2
24 Ryan Smith.....	1	6	6	12
55 Corey Lemonier.....	2	6	5	11	3.0-14	3.0-14
11 Chris Davis.....	2	3	5	8	.	.	.	1
92 Kenneth Carter.....	2	3	5	8	1.0-1
6 Jonathon Mincy.....	2	5	2	7	1
95 Dee Ford.....	2	4	3	7	1.5-7	1.0-6	.	.	1
19 Ryan White.....	1	6	1	7
98 Angelo Blackson.....	2	2	4	6	1.5-3	1	.	.
94 Nosa Eguae.....	2	2	1	3
26 Justin Garrett.....	2	.	3	3
10 LaDarius Owens.....	2	1	1	2
35 Jonathan Evans.....	2	2	.	2	1
56 Ashton Richardson.....	2	.	1	1
21 Tre Mason.....	2	1	.	1
31 Trent Fisher.....	1	.	1	1
54 Jeffrey Whitaker.....	2	.	1	1	2
21 Jonathan Jones.....	1	1	.	1
90 Gabe Wright.....	2	2
Total.....	2	71	106	177	11-36	5-28	1-12	6	6	1-0	1	1	.	.	.
Opponents.....	2	65	74	139	18.0-67	4-28	4-62	5	2	3-0	4

SPECIAL TEAMS TACKLES

SPECIAL TEAMS	-----Tackles-----		
	Solo	Ast	Total
22 T'Sharvan Bell.....	1	0	1
21 Jonathan Jones.....	1	0	1
12 Demetruce McNeal.....	1	0	1



2012 SCORING DRIVES

Plays	Yards	TOP	Qtr	Scoring Play
CLEMSON				
4	75	1:44	1	E. Blake 54-yard pass from K. Frazier
12	55	6:02	2	C. Parkey 37-yard field goal
7	32	3:04	3	C. Parkey 46-yard field goal
10	65	3:44	3	C. Parkey 27-yard field goal
6	16	2:03	4	C. Parkey 36-yard field goal
MISSISSIPPI STATE				
12	33	6:07	2	C. Parkey 23-yard field goal
--	100	--	3	O. McCaleb 100-yard kickoff return

Average Scoring Drive: Plays: 8.5 Yards: 46.0 Time: 3:47

MISCELLANEOUS STATISTICS

Average Time of Possession (by Quarter)

	1	2	3	4	Total
AUBURN.....	5:38	8:32	7:14	7:22	28:47
Opponents.....	9:22	6:27	7:46	7:37	31:13

Third Down Conversions (by Quarter)

	1	2	3	4/OT	Total
AUBURN	1-5	2-7	1-6	2-7	6-25
Pct.....	20.0%	28.6%	16.7%	28.6%	24.0%
Opponents	3-9	2-6	1-6	3-6	9-27
Pct.....	33.3%	33.3%	16.7%	50.0%	33.3%

Third Down Conversions (by Yardage)

	Yards to go	1-3	4-6	7-10	11+	Total
AUBURN	2 of 4	3 of 4	1 of 8	0 of 9	6 of 25
Pct.....	50.0%	75.0%	12.5%	0.0%	24.0%
Opponents	3 of 11	4 of 6	2 of 4	0 of 6	9 of 27
Pct.....	27.3%	66.7%	50.0%	0.0%	33.3%

Red Zone

AU Scores/Times in Red Zone: 5/4 (.800)
 AU TDs/Times in Red Zone: 0/5 (.000)
 Scores (4): 0 TD, 4 FG
 Non-Scores (0): 0 Half, 0 FGA, 1 INT, 0 Downs, 0 Half
 Opp. Scores/Times in Red Zone: 7/8 (.875)
 Opp. TDs/Times in Red Zone: 4/8 (.500)
 Scores (7): 4 TD, 3 FG
 Non-Scores (0): 0 INT, 1 FGA, 0 Fumble, 0 Downs, 0 Half

Turnovers

Takeaways — 2, Giveaways — 7
 Difference — -5
 Points Off TOs — AU 6, Opp. 10
 Points Off TOs/Game — AU 3.0, Opp. 5.0

Kickoffs

Kickoffs — 9
 Parkey — 9 KO, 7 TB, 0 OB
 Touchbacks — 7
 Out of Bounds — 0
 Opp. Returns — 2 for 30 yards (15.0)
 On-side kicks — 0-for-0

SEC Champions:
1957, 1983, 1987, 1988, 1989, 2004, 2010
SEC West Champions:
1997, 2000, 2001, 2002, 2004, 2005, 2010

2012 AUBURN FOOTBALL GAME NOTES



2012 GAME-BY-GAME TEAM STATISTICS

Game	Score	Tot	First Downs Ru-Pa-Pe	Rushing No-Yds-TD	Passing C-A-I	Yds	TD	Total Off. Pl-Yds	Punts No-Avg	Fum. F/L	Penalties No-Yds	3rd Dns	Time of Poss
Clemson vs. Auburn	26 19	28 17	17-10-1 9-8-0	52-320-1 37-180-0	24-35-1 11-27-1	208 194	1 1	87-528 64-374	3-38.3 3-39.3	1/0 3/1	6-30 6-38	8-17 4-13	31:45 28:15
Auburn at Mississippi State	10 28	15 23	5-8-2 10-11-2	39-91-0 36-166-1	13-22-3 20-29-0	125 222	0 3	61-216 65-388	6-40.8 5-40.0	2/2 1/1	7-57 5-61	2-12 1-10	29:19 30:41
Louisiana-Monroe at Auburn													
LSU at Auburn													
Arkansas at Auburn													
Auburn at Ole Miss													
Auburn at Vanderbilt													
Texas A&M at Auburn													
New Mexico State at Auburn													
Georgia at Auburn													
Alabama A&M at Auburn													
Auburn at Alabama													

STARTING LINEUPS

OFFENSE	QB	RB	FB	WR	WR/TE	TE	LT	LG	C	RG	RT
vs. Clemson	Frazier	McCalebb	Prosch	Blake	Fulse	Lutzenkirchen	Robinson	Sullen	Fariyike	Slade	A. Young
at Mississippi State	Frazier	McCalebb	Stallworth (WR)	Blake	Fulse	Lutzenkirchen	Robinson	Sullen	Dismukes	Slade	A. Young
LOUISIANA-MONROE											
LSU											
ARKANSAS											
at Ole Miss											
at Vanderbilt											
TEXAS A&M											
NEW MEXICO STATE											
GEORGIA											
ALABAMA A&M											
at Alabama											
DEFENSE	DE	DT	DT	DE	LB	LB	LB/CB	CB	CB	SS	FS
vs. Clemson	Lemonier	Whitaker	Blackson	Ford	Bates	Holland	Evans	Davis	White	Whitehead	Smith
at Mississippi State	Lemonier	Whitaker	Blackson	Ford	Bates	Holland	Mincy	Davis	Bell	Whitehead	McNeal
LOUISIANA-MONROE											
LSU											
ARKANSAS											
at Ole Miss											
at Vanderbilt											
TEXAS A&M											
NEW MEXICO STATE											
GEORGIA											
ALABAMA A&M											
at Alabama											



2012 GAME-BY-GAME INDIVIDUAL STATISTICS

Passing		Field Goals		Punting	
C-A-Yds-Int, TD	#10 Frazier	Made, (Missed)	#36 Parkey	No.-Avg. In 20	#30 Clark
vs. Clemson	11-27-1, 1	vs. Clemson	37, 46, 27, 36	vs. Clemson	3-39.3, 2
at Mississippi State	13-23-3, 0	at Mississippi State	23	at Mississippi State	6-40.8, 0
LOUISIANA-MONROE		LOUISIANA-MONROE		LOUISIANA-MONROE	
LSU		LSU		LSU	
ARKANSAS		ARKANSAS		ARKANSAS	
at Ole Miss		at Ole Miss		at Ole Miss	
at Vanderbilt		at Vanderbilt		at Vanderbilt	
TEXAS A&M		TEXAS A&M		TEXAS A&M	
NEW MEXICO STATE		NEW MEXICO STATE		NEW MEXICO STATE	
GEORGIA		GEORGIA		GEORGIA	
ALABAMA A&M		ALABAMA A&M		ALABAMA A&M	
at Alabama		at Alabama		at Alabama	

Rushing

No.-Yds, TD	#4 Bray	#10 Frazier	#21 Mason	#22 Blakely	#23 McCalebb
vs. Clemson	1--1, 0	9--9, 0	14-106, 0	1-2, 0	12-82, 0
at Mississippi State	---	11-22, 0	8-25, 0	11-42, 0	8-4, 0
LOUISIANA-MONROE					
LSU					
ARKANSAS					
at Ole Miss					
at Vanderbilt					
TEXAS A&M					
NEW MEXICO STATE					
GEORGIA					
ALABAMA A&M					
at Alabama					

Receiving

No.-Yds, TD	#1 Reed	#4 Bray	#23 McCalebb	#43 Lutzenkirchen	#80 Blake	#85 Stallworth
vs. Clemson	---	1-8, 0	2-6, 0	4-71, 0	4-109, 1	---
at Mississippi State	1-17, 0	6-50, 0	1-7, 0	2-12, 0	2-31, 0	1-8, 0
LOUISIANA-MONROE						
LSU						
ARKANSAS						
at Ole Miss						
at Vanderbilt						
TEXAS A&M						
NEW MEXICO STATE						
GEORGIA						
ALABAMA A&M						
at Alabama						



2012 GAME-BY-GAME INDIVIDUAL STATISTICS

Defensive Linemen

<u>Solo + Ast = Total</u>	<u>#98 Blackson</u>	<u>#92 Carter</u>	<u>#94 Eguae</u>	<u>#95 Ford</u>	<u>#55 Lemonier</u>	<u>#10 Owens</u>	<u>#54 Whitaker</u>
vs. Clemson	1+1=2	0+3=3	1+0=1	3+2=5	5+3=8	0+1=1	---
at Mississippi State	1+3=4	3+2=5	1+1=2	1+1=2	1+2=3	1+0=1	0+1=1
LOUISIANA-MONROE							
LSU							
ARKANSAS							
at Ole Miss							
at Vanderbilt							
TEXAS A&M							
NEW MEXICO STATE							
GEORGIA							
ALABAMA A&M							
at Alabama							

Linebackers

<u>Solo + Ast = Total</u>	<u>#25 Bates</u>	<u>#35 Evans</u>	<u>#26 Garrett</u>	<u>#5 Holland</u>	<u>#56 Richardson</u>
vs. Clemson	4+10=14	1+0=1	0+2=2	3+8=11	0+1=1
at Mississippi State	2+8=10	1+0=1	0+1=1	0+6=6	---
LOUISIANA-MONROE					
LSU					
ARKANSAS					
at Ole Miss					
at Vanderbilt					
TEXAS A&M					
NEW MEXICO STATE					
GEORGIA					
ALABAMA A&M					
at Alabama					

Defensive Backs

<u>Solo + Ast = Total</u>	<u>#22 Bell</u>	<u>#11 Davis</u>	<u>#31 Fisher</u>	<u>#6 Mincy</u>	<u>#12 McNeal</u>	<u>#24 Smith</u>	<u>#19 White</u>	<u>#9 Whitehead</u>
vs. Clemson	5+2=7	1+3=4	0+1=1	3+1=4	---	6+6=12	6+1=7	4+7=11
at Mississippi State	3+4=7	2+2=4	---	2+1=3	6+12=18	---	---	2+10=12
LOUISIANA-MONROE								
LSU								
ARKANSAS								
at Ole Miss								
at Vanderbilt								
TEXAS A&M								
NEW MEXICO STATE								
GEORGIA								
ALABAMA A&M								
at Alabama								

Others

<u>Solo + Ast = Total</u>	<u>#21 Jones</u>
vs. Clemson	1+0=1
at Mississippi State	
LOUISIANA-MONROE	
LSU	
ARKANSAS	
at Ole Miss	
at Vanderbilt	
TEXAS A&M	
NEW MEXICO STATE	
GEORGIA	
ALABAMA A&M	
at Alabama	



2012 SUPERLATIVES

Auburn Team Superlatives

Table listing Auburn team superlatives such as Points Scored, First Downs, Rushing Plays, Net Rushing Yards, Passes Attempted, Passes Completed, Had Intercepted, Net Passing Yards, Total Offensive Plays, Total Net Offense, Fumbles, Fumbles Lost, Penalties, and Penalty Yards.

Auburn Individual Superlatives

Table listing Auburn individual superlatives for various statistics including Rushes, Yards Rushing, TD Rushes, Long Rush, Pass attempts, Pass completions, Yards Passing, TD Passes, Long Pass, Receptions, Yards Receiving, TD Receptions, Long Reception, Field Goals, Long Field Goal, Punts, Punting Avg., Long Punt, Punts inside 20, Long Punt Return, Long Kickoff Return, Tackles, Sacks, Tackles For Loss, and Interceptions.

Auburn Individual Long Plays

Table listing Auburn individual long plays for Rushing, Passing, Receiving, Field Goal, Punt, Punt Return, and Kickoff Return.

Opponent Team Superlatives

Table listing opponent team superlatives for various statistics including Points Scored, First Downs, Rushing Plays, Net Rushing Yards, Passes Attempted, Passes Completed, Had Intercepted, Net Passing Yards, Total Offensive Plays, Total Net Offense, Fumbles, Fumbles Lost, Penalties, and Penalty Yards.

Opponent Individual Superlatives

Table listing opponent individual superlatives for various statistics including Rushes, Yards Rushing, TD Rushes, Long Rush, Pass attempts, Pass completions, Yards Passing, TD Passes, Long Pass, Receptions, Yards Receiving, TD Receptions, Long Reception, Field Goals, Long Field Goal, Punts, Punting Avg., Long Punt, Punts inside 20, Long Punt Return, Long Kickoff Return, Tackles, Sacks, Tackles For Loss, and Interceptions.

Opponent Individual Long Plays

Table listing opponent individual long plays for Rushing, Passing, Receiving, Field Goal, Punt, Kickoff Return, and Interception Return.

SEC Champions:
 1957, 1983, 1987, 1988, 1989, 2004, 2010
 SEC West Champions:
 1997, 2000, 2001, 2002, 2004, 2005, 2010

2012 AUBURN FOOTBALL GAME NOTES



2012 OFFENSIVE PLAYS OF 20+ YARDS

Yards	Type	Player(s)	Opponent	Qtr.
54 (TD)	Pass	Emory Blake from Kiehl Frazier	Clemson	1
38	Pass	Philip Lutzenkirchen from Kiehl Frazier	Clemson	2
30	Rush	Tre Mason	Clemson	2
24	Pass	Emory Blake from Kiehl Frazier	Clemson	3
21	Pass	Emory Blake from Kiehl Frazier	Mississippi State	4
20	Pass	Philip Lutzenkirchen from Kiehl Frazier	Clemson	3
20	Rush	Onterio McCalebb	Clemson	3

PLAY BREAKDOWN

BY PLAY

Pass.....5
 Run2

BY GAME

Clemson6
 at Mississippi State1
 Louisiana-Monroe
 LSU
 Arkansas
 at Ole Miss
 at Vanderbilt
 Texas A&M
 New Mexico State
 Georgia
 Alabama A&M
 Alabama

BY QUARTER

1st.....1
 2nd2
 3rd3
 4th1

RUSHING

Onterio McCalebb1
 Tre Mason1

PASSING

Kiehl Frazier5

RECEIVING

Emory Blake3
 Philip Lutzenkirchen2



LAST TIME...

An Auburn Team

Had 35 First Downs... vs. Western Carolina, 2002 (37)
 Had 30 First Downs... vs. Furman, 2009 (30)
 Had 400 yards rushing... vs. LSU, 2010 (440)
 Had 300 yards rushing... vs. Georgia, 2010 (315)
 Had 300 yards rushing in consecutive games... vs. Chattanooga (303); vs. Georgia (315), 2010
 Had 300 yards rushing in six consecutive games... at Kentucky (311); vs. Arkansas (330); vs. LSU, (440); at Ole Miss (343); vs. Chattanooga (303); vs. Georgia (315), 2010
 Had 300 yards rushing in six consecutive SEC games... vs. South Carolina (334); at Kentucky (311); vs. Arkansas (330); vs. LSU, (440); at Ole Miss (343); vs. Georgia (315), 2010
 Had 50 or more rushing attempts... vs. Ole Miss, 2011 (50)
 Had six or more rushing TDs... vs. Arkansas, 2010 (6)
 Had five or more rushing TDs... vs. Georgia, 2010 (5)
 Had four or more rushing TDs... vs. Virginia [Chick-fil-A], 2011 (4)
 Had 350 or more yards passing... vs. South Carolina [SECCG], 2010 (351)
 Had 300 or more yards passing... vs. South Carolina [SECCG], 2010 (351)
 Had 50 or more pass attempts... vs. Mississippi State, 1997 (54)
 Had 30 or more pass completions... vs. Arkansas, 1995 (34)
 Had five TDs passing... vs. Ball State, 2009 (5)
 Had four TDs passing... vs. Ole Miss, 2011 (4)
 Had three TDs passing... vs. Ole Miss, 2011 (4)
 Had 500 or more yards total offense... vs. Oregon [BCSNCG], 2010 (519)
 Had 500 or more yards total offense in consecutive games... vs. South Carolina [SECCG] (589), vs. Oregon [BCSNCG], 2010 (519)
 Had 80 or more total plays... at South Carolina, 2011 (92)
 Had 90 or more total plays... at South Carolina, 2011 (92)
 Scored 70 or more points... vs. Louisiana-Monroe, 2003 (73)
 Scored 60 or more points... vs. Arkansas, 2010 (65)
 Scored 50 or more points... vs. South Carolina [SECCG], 2010 (56)
 Scored 40 or more points... vs. Virginia [Chick-fil-A], 2011 (43)
 Scored 40 or more points in three consecutive games... at Ole Miss (51), vs. Chattanooga (62), vs. Georgia (49), 2010
 Had five or more fumbles... vs. Southern Miss (5), 2008
 Did not commit a turnover... vs. Virginia [Chick-fil-A], 2011
 Had 200-yard rusher and 100-yard receiver in a game... vs. Syracuse, 2002 (Carnell Williams [202 rush] and Marcel Willis [113 receiving])
 Had 150-yard rusher and 150-yard receiver in a game... at Arkansas, 2001 (Carnell Williams [177 rush] and Tim Carter [156 receiving])
Had 100-yard receiver and 100-yard rusher in a game... vs. Clemson, 2012 (Tre Mason [106 rush], Emory Blake [109 rec])
 Had two 100-yard rushers in a game... vs. LSU, 2010 (Cam Newton [217] and Mike Dyer [100])
 Had two 150-yard rushers in a game... vs. Mississippi State, 2003 (Brandon Jacobs [182] and Carnell Williams [164])
 Had three 100-yard rushers in a game ... vs. Maryland, 1983 (Tommie Agee [219], Lionel James [115] and Bo Jackson [105])
 Had two 100-yard receivers in a game... vs. Chattanooga, 2010 (Terrell Zachery [148] and Darvin Adams [106])
 Had a 60-yard run and a 60-yard pass in a game ... vs. Alabama, 2009 (Terrell Zachery 67 rush, Chris Todd to Darvin Adams 72 pass)
 Had three players with 2 rushing TDs... vs. Louisiana-Monroe, 2003 (Carnell Williams [2], Brandon Jacobs [2], Tre Smith [2])
 Had three players with 2 TDs... vs. Georgia, 2010 (Onterio McCalebb [3 rush], Cam Newton [2 rush], Philip Lutzenkirchen [2 rec.])
 Had two players with seven or more catches in a game ... Courtney Taylor vs. Alabama, 2003 (7), Silas Daniels vs. Alabama, 2003 (7)
 Scored a touchdown on offense, defense and special teams... vs. Louisiana-Monroe, 2008 (2 offense [1 pass, 1 rush], 1 defense [fumble return], 1 special team [punt return])
 Scored on the first offensive play ... vs. Alabama, 2003 (Carnell Williams, 80 yard run)
 Returned a punt for a TD... vs. Louisiana-Monroe, 2008 (Robert Dunn) [66 yards]

Returned a kickoff for a TD... at Mississippi State, 2012 (Onterio McCalebb) [100 yards]

Returned opening kickoff for a TD... vs. Tennessee-Martin, 2008 (Tristan Davis) [95 yards]
 Returned three Interceptions for TDs... vs. LSU, 1994 (Ken Alvis, Fred Smith, Brian Robinson)
 Returned two Interceptions for TDs... vs. LSU, 1994 (Ken Alvis, Fred Smith, Brian Robinson)
 Returned an Interception for a TD... vs. Florida Atlantic, 2011 (Jermaine Whitehead) [25]
 Returned two fumbles for TDs... vs. Vanderbilt, 2002 (Spencer Johnson, Karlos Dansby)
 Returned a fumble for a TD... vs. Alabama, 2011 (Kenneth Carter) [0]
 Blocked a punt ... vs. Virginia [Chick-fil-A] 2011 (Garrett Harper, Angelo Blackson)
 Blocked two punts... vs. Virginia [Chick-fil-A] 2011 (Garrett Harper, Angelo Blackson)
 Blocked three punts ... vs. La-Monroe, 2003 (3 - Justin Fetsko [2], Donnay Young)
 Returned a blocked punt for a TD... vs. Florida, 2006 (Tre Smith)
Blocked a field goal ... at Mississippi State, 2012 (Angelo Blackson)
 Returned a blocked field goal for a TD... vs. Kentucky, 2009 (Neiko Thorpe) [69]
 Blocked two field goals in a game... at Georgia, 2001 (Alton Moore, 2)
 Blocked a PAT attempt ... at South Carolina, 2010 (Corey Lemonier)
 Blocked two PAT attempt ... vs. LSU, 1998 (Charles Dorsey, 2)
 Missed a kicking PAT... vs. Chattanooga, 2010 (Wes Byrum)
 Had a punt blocked... at Mississippi State, 2009 (Clinton Durst)
 Had a field goal blocked... at Mississippi State, 2010 (Wes Byrum)
 Had a successful on-side kick... vs. Virginia [Chick-fil-A], 2011 (Cody Parkey)
 Was held scoreless... at Alabama, 2008 (0-36)
 Was held scoreless at Jordan-Hare Stadium... vs. Southern California, 2003 (0-23)
 Held an opponent scoreless... vs. Louisiana-Monroe, 2008 (34-0)
 Held an opponent scoreless at Jordan-Hare Stadium... vs. La-Monroe, 2008 (34-0)
 Held an opponent to five or less first downs... vs. Ball State, 2001 (5)
 Held an opponent to 10 or less first downs... vs. Tennessee, 2008 (9)
 Intercepted five or more passes... vs. Northwestern [Outback], 2009 (5)
 Intercepted four or more passes... vs. Northwestern [Outback], 2009 (5)
 Held an opponent to 300 or less yards total offense... vs. Florida, 2011 (194)
 Held an opponent to 200 or less yards total offense... vs. Florida, 2011 (194)
 Held an opponent to 150 or less yards total offense... at Mississippi State, 2008 (116)
 Held an opponent to 100 or less yards total offense... vs. Ball State, 2001 (92)
 Held an opponent to 100 or less yards rushing... vs. Florida, 2011 (66)
 Held an opponent to 50 or less yards rushing... vs. Louisiana-Monroe, 2010 (38)
 Held an opponent to negative yards rushing... vs. Florida, 2001 (-36)
 Held an opponent to 100 or less yards passing... vs. Kentucky, 2009 (75)
 Held an opponent without a touchdown... vs. Florida, 2011
 Scored a safety... vs. Virginia [Chick-fil-A], 2011 (Team)
 Scored on a fake field goal... vs. Vanderbilt, 2000 (Duval pass to Diamond)
 Scored an offensive two-point conversion ... at Alabama, 2006 (Lee Guess pass from Carl Stewart)
 Scored two or more offensive two-point conversions... vs. Florida, 2002 [2]
 Scored a defensive two-point conversion... vs. Ole Miss, 2009 (Demond Washington)
 Had 10 or more penalties... at Arkansas, 2011 (11)
 Had 100 or more penalty yards... at Arkansas, 2011 (105)
 Had 35 minutes time of possession... at South Carolina, 2011 (35:47)
 Was involved in a game that ended in a tie... vs. Georgia, 1994 (23-23)
 Was involved in an overtime game... vs. Clemson, 2010 (27-24 win)
 Won a game without scoring an offensive touchdown ... at Miss. State, 2008 (3-2)

An Auburn Player

Rushed 40 times in a game... Michael Dyer at South Carolina, 2011 (41)
 Rushed 35 times in a game... Michael Dyer at South Carolina, 2011 (41)
 Rushed 30 times in a game... Michael Dyer vs. Samford, 2011 (30)
 Rushed for 200 yards in a game... Cam Newton vs. LSU, 2010 (217)
 Rushed for 150 yards in a game... Michael Dyer vs. Samford, 2011 (157)
Rushed for 100 yards in a game... Tre Mason vs. Clemson 2012 (106)
 Quarterback rushed for 100 yards in a game... Cam Newton vs. Georgia, 2010 (151)

SEC Champions:

1957, 1983, 1987, 1988, 1989, 2004, 2010

SEC West Champions:

1997, 2000, 2001, 2002, 2004, 2005, 2010

2012 AUBURN FOOTBALL GAME NOTES**LAST TIME...**

Rushed for 100 yards in five consecutive games... Kenny Irons vs. Alabama (103), at Georgia (179), at Kentucky (103), vs. Ole Miss (101), at LSU (218), 2005

Rushed for 100 yards in four consecutive games... Kenny Irons vs. Alabama (103), at Georgia (179), at Kentucky (103), vs. Ole Miss (101), 2005

Rushed for 100 yards in three consecutive games... Cam Newton at Kentucky (198), vs. Arkansas (188), vs. LSU (217), 2010

Rushed for 100 yards in consecutive games... Mike Dyer at South Carolina (141), at Arkansas (112), 2011

Rushed for 150 yards in three consecutive games... Cam Newton at Kentucky (198), vs. Arkansas (188), vs. LSU (217), 2010

Rushed for 150 yards in consecutive games... Michael Dyer vs. Mississippi State (150), at Clemson (151), 2011

Rushed for 4 or more TDs in a game... Cam Newton at Kentucky, 2010 (4)

Rushed for 3 or more TDs in a game... Onterio McCalebb vs. Georgia, 2010 (3)

QB Rushed for 2 or more TDs in a game... Kiehl Frazier vs. Virginia [Chick-fil-A], 2011 (2)

Rushed for 2 or more TDs in four consecutive games... Carnell Williams vs. Western Carolina (2), vs. Vanderbilt (2), at Miss. State (2), vs. Syracuse (2), 2002

Rushed for 2 or more TDs in three consecutive games... Michael Dyer vs. Utah State (2), vs. Mississippi State (2), at Clemson (2), 2011

Rushed for a TD in five consecutive games... Onterio McCalebb vs. Arkansas (1); vs. LSU (1); at Ole Miss (1); vs. Chattanooga (1); vs. Georgia (3), 2010

Passed for 400 yards in a game... Ben Leard at Georgia, 1999 (416)

Passed for 300 yards in a game... Cam Newton vs. South Carolina [SECCG], 2010 (335)

Attempted 50 passes in a game... Dameyune Craig vs. Mississippi State, 1997 (54)

Attempted 40 passes in a game... Kodi Burns at Ole Miss, 2008 (43)

Threw five TDs in a game... Chris Todd vs. Ball State, 2009 (5)

Threw four TDs in a game... Clint Moseley vs. Ole Miss, 2011 (4)

Threw three TDs in a game... Clint Moseley vs. Ole Miss, 2011 (4)

Threw four TDs or more in consecutive games... Chris Todd vs. West Virginia (4), vs. Ball State (5), 2009

Threw two TDs or more in five consecutive games... Cam Newton at Ole Miss (2), vs. Chattanooga (4), vs. Georgia (2), at Alabama (3), vs. South Carolina (4), 2010

Had 400 yards total offense in a game... Cam Newton South Carolina [SECCG], 2010 (408)

Had 300 yards total offense in a game... Cam Newton vs. Oregon [BCSNCG], 2010 (329)

Accounted for four or more TDs in a game... Clint Moseley vs. Ole Miss, 2011 (4)

Accounted for three or more TDs in a game... Clint Moseley vs. Ole Miss, 2011 (4)

Accounted for three or more TDs in four consecutive game... Cam Newton vs. Chattanooga (5), vs. Georgia (4), at Alabama (4), vs. South Carolina (6), 2010

Caught 15 passes in a game... Willie Goshu vs. Arkansas, 1995 (17)

Caught 10 or more passes in a game... Darvin Adams vs. Northwestern [Outback], 2009 (12)

Caught seven or more passes in a game... Emory Blake vs. Mississippi State, 2011 (7)

Had 200 or more yards receiving in a game... Darvin Adams vs. South Carolina [SECCG], 2010 (217)

Had 150 or more yards receiving in a game... Darvin Adams vs. South Carolina [SECCG], 2010 (217)

Had 100 or more yards receiving in a game... Emory Blake vs. Clemson, 2012 (109)

Had 100 yards receiving in consecutive games... Emory Blake vs. Virginia [Chick-fil-A], 2011 (108), vs. Clemson, 2012 (109)

Caught four or more TD passes in a game... Alexander Wright vs. Pacific, 1989 (4)

Caught three or more TD passes in a game... Darvin Adams vs. Furman, 2009 (3)

Caught two or more TD passes in a game... Philip Lutzenkirchen vs. Ole Miss, 2011 (2)

Caught a TD pass in consecutive games... Philip Lutzenkirchen at Georgia, vs. Samford, 2011

Caught a TD pass in three consecutive games... Philip Lutzenkirchen vs. Ole Miss, at Georgia, vs. Samford, 2011

Caught a TD pass in four consecutive games ... Emory Blake vs. Florida Atlantic, vs. Utah State, vs. Mississippi State, at Clemson, 2011

Caught a TD pass in five consecutive games ... Emory Blake vs. Oregon [BCSNCG], vs. Utah State, vs. Miss. State, at Clemson, vs. Florida Atlantic, 2010/11

Caught a TD pass in six consecutive games ... Emory Blake vs. South Carolina [SECCG], vs. Oregon [BCSNCG], vs. Utah State, vs. Mississippi State, at Clemson, vs. Florida Atlantic, 2010/11

Caught a TD pass in seven consecutive games ... Emory Blake at Alabama; vs. South Carolina [SECCG], vs. Oregon [BCSNCG], vs. Utah State, vs. Mississippi State, at Clemson, vs. Florida Atlantic, 2010/11

Quarterback caught a TD pass ... Cam Newton from Kodi Burns at Ole Miss, 2010

Running back caught two or more TD passes in a game... Mario Fannin vs. Arkansas St., 2010 (2)

Running back caught a TD pass in consecutive games ... Mario Fannin vs. West Virginia, Ball State, 2009

Tight end caught two or more TD passes in a game... Philip Lutzenkirchen vs. Ole Miss, 2011 (2)

Tight end caught a TD pass in consecutive games ... Philip Lutzenkirchen at Georgia, vs. Samford, 2011

Tight end caught a TD pass in three consecutive games ... Philip Lutzenkirchen vs. Ole Miss, at Georgia, vs. Samford, 2011

Scored 15 or more points kicking... Wes Byrum at Ole Miss, 2010 (15)

Scored 10 or more points kicking... Cody Parkey vs. Clemson, 2012 (13)

Kicked five or more field goals in a game... Jaret Holmes vs. UAB, 1996 (5)

Kicked four or more field goals in a game... Cody Parkey vs. Clemson, 2012 (4)

Had 150 kickoff return yards in a game... Tre Mason vs. Utah State, 2011 (176)

Had 100 punt return yards in a game... Robert Dunn vs. Southern Miss, 2008 (103)

Scored four or more TDs... Cam Newton at Kentucky, 2010 (4 rush)

Scored three or more TDs... Cam Newton vs. Arkansas, 2010 (3 rush)

Scored a rushing and receiving TD in a game... Onterio McCalebb vs. Virginia [Chick-fil-A], 2012

Had an 80-yard run... Carnell Williams vs. Alabama, 2003 (80)

Had a 70-yard run... Onterio McCalebb vs. LSU, 2010 (70)

Had a 60-yard run... Onterio McCalebb vs. Virginia [Chick-fil-A], 2012

Completed an 80-yard pass... Cam Newton to Terrell Zachery vs. Chattanooga, 2010 (80)

Completed a 70-yard pass... Cam Newton to Terrell Zachery at Alabama, 2010 (70)

Completed a 60-yard pass... Cam Newton to Darvin Adams vs. South Carolina [SECCG], 2010 (62)

Kicked a field goal of 50 or more yards... Wes Byrum vs. Southern Miss, 2008 (52)

Kicked a field goal of 50 or more yards in consecutive games... John Vaughn, 2006; at Mississippi State (55), vs. Washington State (52)

Kicked two field goals of 50+ yards in a game... Win Lyle vs. Tennessee, 1987 (55, 52)

Had a 70-yard punt... Kody Bliss vs. Tulane, 2006 (71)

Had a 60-yard punt... Ryan Shoemaker vs. New Mexico State, 2007 (67)

Had two punts of 50+ yards in a game... Steven Clark vs. Mississippi State, 2011 (50, 58)

Had four or more punts inside the 20 in a game... Steven Clark at Arkansas, 2011 (6)

Blocked a field goal in a game... Angelo Blackson at Mississippi State, 2012

Blocked two field goals in a game... Alton Moore at Georgia, 2001

Blocked a PAT attempt ... Corey Lemonier at South Carolina, 2011

Blocked two PAT attempts ... Charles Dorsey vs. LSU, 1998 (2)

Blocked a punt in a game... Garrett Harper/Angelo Blackson vs. Virginia [Chick-fil-A], 2011

Blocked two punts in a game... Justin Fetsko vs. Louisiana-Monroe, 2003 (2)

Had 15 or more tackles in a game... Demetruce McNeal at Mississippi State, 2012 (18)

Intercepted three or more passes in a game... Junior Rosegreen at Tennessee, 2004 (4)

Intercepted two or more passes in a game... Josh Bynes vs. Arkansas, 2010 (2)

Intercepted a pass in consecutive games... Jerraud Powers, 2007; at Georgia; vs. Alabama, 2007

Intercepted a pass in three consecutive games... Jerraud Powers, 2007; vs. Tennessee Tech, at Georgia; vs. Alabama

Recovered two fumbles in a game... Eltoro Freeman at Georgia, 2011 (2)

Forced two fumbles in a game... Corey Lemonier at Georgia, 2011 (2)

Intercepted a pass and had a fumble recovery in a game ... Nick Fairley at Mississippi State, 2010

An Auburn Opponent

Scored 50 or more points... Georgia, 1996 (56) [4 OT]

Scored 40 or more points... Alabama, 2011 (42)

Had 350 or more yards rushing... Arkansas, 2002 (426)

Had 300 or more yards rushing... Clemson, 2012 (320)

Had 250 or more yards rushing... Clemson, 2012 (332)

Had 50 or more rushing attempts... Clemson, 2012 (52)

Had five or more rushing TDs... Utah State, 2011 (5)

Had 500 yards passing... Northwestern [Outback], 2009 (532)

Had 400 yards passing... Arkansas, 2010 (428)

Had 350 yards passing... Clemson, 2011 (386)

Had 300 yards passing... Virginia [Chick-fil-A], 2011 (312)

Had 50 or more pass attempts... Northwestern [Outback], 2009 (78)

Had 40 or more pass attempts... Virginia [Chick-fil-A], 2011 (44)



LAST TIME...

Had 30 or more pass completions... Clemson, 2011 (30)
 Had 25 or more pass completions... Virginia [Chick-fil-A], 2011 (26)
 Had four or more TDs passing... Georgia, 2011 (4)
Had three or more TDs passing... Mississippi State, 2012 (3)
 Had five passes intercepted... Northwestern [Outback], 2009 (5)
 Had four passes intercepted... Northwestern [Outback], 2009 (5)
 Had 600 yards total offense... Clemson, 2011 (624)
Had 500 yards total offense... Clemson, 2012 (528)
Had 400 yards total offense... Clemson, 2012 (528)
 Had five or more fumbles... South Carolina, 2005 (5)
 Lost four or more fumbles... Mississippi State, 2002 (4)
 Had four or more turnovers... Louisiana-Monroe, 2010 (3 fum/1 int)
 Returned a punt for a TD... LSU, 2005 (Skyler Green, 66)
 Returned a kickoff for a TD... Chattanooga, 2010 (Brian Sutherland, 98)
 Returned an interception for a TD... Alabama, 2011 (DeMarcus Milliner, 35)
 Returned a fumble for a TD... Arkansas, 1997 (C.J. McLain, 52)
 Returned a blocked punt for a TD... Mississippi State, 2009 (Robert Elliott, 30)
 Blocked an Auburn punt... Mississippi State, 2009
 Blocked an Auburn field goal... Mississippi State, 2010 (Fletcher Cox)
 Had a successful on-side kick... Ole Miss, 2010 (Andrew Ritter/Fon Ingram)
Held Auburn to 300 yards total offense... Mississippi State, 2012 (216)
 Held Auburn to 200 yards total offense... Alabama, 2011 (140)
 Held Auburn to 150 yards total offense... Alabama, 2011 (140)
Held Auburn below 100 yards rushing... Mississippi State, 2012 (91)
 Held Auburn below 50 yards rushing... Georgia Tech, 2003 (40)
 Held Auburn to negative yards rushing... Tennessee, 1997 (-15)
 Held Auburn below 100 yards passing... Alabama, 2011 (62)
 Held Auburn to 10 or less first downs... Alabama, 2011 (9)
 Had 10 or more penalties... Mississippi State, 2011 (10)
 Had 100 or more yards in penalties... Arkansas, 2007 (100)
 Had two 100-yard rushers in a game... Georgia, 2011 (Isaiah Crowell, 132; Carlton Thomas, 127)
 Had two 100-yard receivers in a game... Northwestern [Outback], 2009 (Andrew Brewer, 133; Drake Dunsmore, 120)
Had a 100-yard rusher and a 100-yard receiver... Clemson, 2012 (Andre Ellington, 228 rush; Deandre Hopkins, 119 rec.)
 Had a 100-yard rusher and two 100-yard receivers... Tulane, 2006 (Matt Forte, 117 rush; Preston Brown, 139 rec.; Damarcus Davis, 126 rec.)
 Did Not Have a Turnover ... LSU, 2011
 Scored a safety... Mississippi State, 2008 (Ryan Pugh holding penalty)
 Scored a two-point conversion... Florida Atlantic, 2011 (Graham Wilbert to Nexon Dorvilus)
 Had 35 minutes time of possession... Georgia, 2011 (40:55)

An Opposing Player

Rushed for 200 yards in a game... Andre Ellington, Clemson, 2012 (228)
Rushed for 150 yards in a game... Andre Ellington, Clemson, 2012 (228)
Rushed for 100 yards in a game... Andre Ellington, Clemson, 2012 (228)
 Passed for 400 yards in a game... Mike Kafka, Northwestern [Outback], 2009 (532)
 Passed for 350 yards in a game... Tajh Boyd, Clemson, 2011 (386)
 Passed for 300 yards in a game... Michael Rocco, Virginia [Chick-fil-A], 2011 (312)
 Attempted 70 passes in a game... Mike Kafka, Northwestern [Outback], 2009 (78)
 Attempted 60 passes in a game... Mike Kafka, Northwestern [Outback], 2009 (78)
 Attempted 50 passes in a game... Mike Kafka, Northwestern [Outback], 2009 (78)
 Attempted 40 passes in a game... Michael Rocco, Virginia [Chick-fil-A], 2011 (41)
 Completed 40 passes in a game... Mike Kafka, Northwestern [Outback], 2009 (47)
 Completed 25 passes in a game... Michael Rocco, Virginia [Chick-fil-A], 2011 (26)
Threw three or more TD passes in a game... Tyler Russell, Mississippi State, 2012 (3)
 Had 400 yards total offense... Tajh Boyd, Clemson, 2011 (416)
 Had 350 yards total offense... Tajh Boyd, Clemson, 2011 (416)

Accounted for 3 or more TDs... Tyler Russell, Mississippi State, 2012 (3)
 Threw, Ran and Caught a TD in a game... Randall Cobb, Kentucky, 2010 (2 rush, 1 pass, 1 rec.)
Caught 10 or more passes... DeAndre Hopkins, Clemson, 2012 (13)
Caught seven or more passes... DeAndre Hopkins, Clemson, 2012 (13)
 Three or more players caught seven or more passes... Sammy Watkins (10), DeAndre Hopkins (7), Dwayne Allen (7), Clemson, 2011
Had 100 yards receiving... DeAndre Hopkins, Clemson, 2012 (119)
Had 200 yards receiving... Charles Lee, Central Florida, 1999 (203)
Caught three or more TD passes... Chris Collins, Ole Miss, 2002 (3)
Caught two or more TD passes... Marcus Green, Mississippi State, 2012 (2)
 Scored three TDs... Randall Cobb, Kentucky, 2010 (3)
 Had a 90-yard run... Joe Adams, Arkansas, 2011 (92 [TD])
 Had an 80-yard run... Jeff Scott, Ole Miss, 2010 (83) [TD]
 Had a 70-yard run... Jeff Scott, Ole Miss, 2010 (83) [TD]
Had a 60-yard run... Andre Ellington, Clemson, 2012 (68)
 Completed an 80-yard pass... Darren Thomas to Jeff Maehl, Oregon [BCSNCG], 2010 (81)
 Completed a 70-yard pass... Darren Thomas to Jeff Maehl, Oregon [BCSNCG], 2010 (81)
 Completed a 60-yard pass... Tajh Boyd to Sammy Watkins, Clemson, 2011 (65)
 Kicked a 50-yard field goal... Steve Lindsey, Ole Miss, 1997 (52)
 Had a 70-yard punt... Blake McAdams, Mississippi State, 2007 (73)
 Had a 60-yard punt... Kyle Christy, Florida, 2011 (67)
Made three or more FGs ... Chandler Catanzaro, Clemson, 2012 (4)

Both Teams

Had a player return an interception for a touchdown... Mississippi State, 2011 [AU Demetruce McNeal 43 yds; MSU Johnathan Banks 27 yds]
 Combined for 1,000 yards of total offense... Auburn (435) at Clemson (624), 2011 (1,059)

Items in BOLD set during 2012 season

SEC Champions:
1957, 1983, 1987, 1988, 1989, 2004, 2010
SEC West Champions:
1997, 2000, 2001, 2002, 2004, 2005, 2010

2012 AUBURN FOOTBALL GAME NOTES



CAREER STATS UPDATE

TOUCHDOWN RECEPTIONS BY A TIGHT END

	Player	Seasons	Rec	TD
1.	Philip Lutzenkirchen	2009-pres.	50	14
2.	Robert Johnson	2000-02	57	10
3.	Andy Fuller	1993-95	31	5
4.	Cooper Wallace	2002-05	63	4
	Lorenzo Diamond	1999-02	45	4
	Dick Hayley	1976-78	11	4
7.	Tommy Trott	2006-09	45	3
	Gabe McKenzie	2006-08	29	3
	Cole Bennett	2003-07	20	3
	Jessie McCoverly	1994-96	8	3
	Mike Edwards	1981	9	3
	Robby Robinett	1970-71	24	3

RECEIVING YARDAGE BY A TIGHT END

	Player	Seasons	Rec	Yards
1.	Cooper Wallace	2002-05	63	829
2.	Robert Johnson	2000-02	57	741
3.	Fred Baxter	1991-92	42	584
4.	Philip Lutzenkirchen	2009-pres.	50	572
5.	Victor Hall	1989-91	54	521
	Lorenzo Diamond	1999-02	45	521
7.	Andy Fuller	1993-95	31	494
8.	Tommy Trott	2006-09	45	474
9.	Jeff Parks	1982-85	34	401
10.	Ed West	1982-83	28	325

YARDS PER RECEPTION BY A TIGHT END (min. 20 receptions)

	Player	Seasons	Rec	Yards	Yds/Rec
1.	Andy Fuller	1993-95	31	494	19.94
2.	Fred Baxter	1991-92	42	584	13.90
3.	Cooper Wallace	2002-05	63	829	13.16
4.	Robert Johnson	2000-02	57	741	13.00
5.	Jeff Parks	1982-85	34	401	11.79
6.	Ed West	1982-83	28	325	11.61
7.	Lorenzo Diamond	1999-02	45	521	11.58
8.	Philip Lutzenkirchen	2009-pres.	50	572	11.44
9.	Cole Bennett	2003-07	29	312	10.76
10.	Tommy Trott	2006-09	45	474	10.53

TOUCHDOWN RECEPTIONS

	Player	Seasons	Rec	TD
1.	Terry Beasley	1969-71	141	29
2.	Ben Obomanu	2002-05	97	18
3.	Darvin Adams	2008-10	115	17
	Karsten Bailey	1995-98	150	17
5.	Frank Sanders	1991-94	121	15
	Byron Franklin	1977-80	74	15
7.	Lawyer Tillman	1985-88	93	14
	Philip Lutzenkirchen	2009-pres.	50	14
	Emory Blake	2009-pres.	84	14
10.	Ronney Daniels	1999-00	90	12
	Tyrone Goodson	1993-97	136	12
	Freddie Hyatt	1965-67	88	12

RECEIVING YARDAGE

	Player	Seasons	Rec	Yards
1.	Terry Beasley	1969-71	141	2507
2.	Tyrone Goodson	1993-97	136	2283
3.	Karsten Bailey	1995-98	150	2174
4.	Courtney Taylor	2003-06	153	2098
5.	Frank Sanders	1991-94	121	1998
6.	Darvin Adams	2008-10	115	1978
7.	Freddie Weygand	1984-88	99	1946
8.	Lawyer Tillman	1985-88	93	1808
9.	Rodgeriqus Smith	2004-08	114	1598
10.	Byron Franklin	1977-80	74	1573
11.	Ronney Daniels	1999-00	90	1446
12.	Freddie Hyatt	1965-67	88	1396
13.	Emory Blake	2009-pres.	84	1373
14.	Devin Aromashodu	2002-05	71	1333
15.	Alexander Wright	1986-89	56	1320
16.	Ben Obomanu	2002-05	97	1313
17.	Thomas Bailey	1991-94	93	1243
18.	Greg Taylor	1987-90	102	1217
19.	Clifton Robinson	1997-00	91	1167
20.	Tim Christian	1966-68	78	1126
21.	Terrell Zachery	2007-10	71	1106
22.	Willie Goshu	1993-96	85	1048
23.	Marcel Willis	1999-02	81	1022
24.	Jimmy Phillips	1955-57	52	1012

KICKOFF RETURN AVERAGE (Min. 20 returns)

	Player	Seasons	Ret	Yards	Avg
1.	Onterio McCalebb	2009-pres.	33	922	27.94
2.	Tristan Davis	2005-08	55	1455	26.45
3.	Demond Washington	2009-10	62	1614	26.03
4.	Rick Neel	1973-75	26	673	25.88
5.	James Brooks	1977-80	68	1726	25.38
6.	Markeith Cooper	1996-99	45	1077	23.93
7.	Tim Carter	1998-01	40	956	23.90
8.	Joe Cribbs	1976-79	22	507	23.05
9.	Devin Aromashodu	2002-05	38	860	22.63
10.	Herbert Casey	1989-91	21	473	22.52

FIELD GOAL PERCENTAGE (Min. 10 made)

	Player	Seasons	FGM	FGA	Pct
1.	Scott Etheridge	1992-93	34	43	.791
2.	Matt Hawkins	1994-95	26	33	.788
3.	Cody Parkey	2010-pres.	18	23	.783
4.	Win Lyle	1987-89	45	59	.763
5.	Wes Byrum	2007-10	60	80	.750
6.	Jaret Holmes	1996-97	27	37	.730
7.	John Vaughn	2003-06	50	69	.725
8.	Ed Dyas	1958-60	17	24	.708
9.	Gardner Jett	1970-72	23	34	.676
	Jim Von Wyl	1990-91	32	48	.667
	Robert McGinty	1984	12	18	.667



CAREER STATS UPDATE

RUSHING YARDAGE

	Player	Seasons	Att	Avg	Yards
1.	Bo Jackson	1982-85	650	6.62	4303
2.	Carnell Williams	2001-04	741	5.17	3831
3.	James Brooks	1977-80	621	5.67	3523
4.	Joe Cribbs	1976-79	657	5.13	3368
5.	Ben Tate	2006-09	678	4.90	3321
6.	Stephen Davis	1993-95	488	5.76	2811
7.	Brent Fullwood	1983-86	390	7.15	2789
8.	Ronnie Brown	2000-04	513	5.28	2707
9.	Stacy Danley	1987-90	526	4.61	2427
10.	Michael Dyer	2010-11	424	5.51	2335
11.	James Joseph	1986-90	452	5.17	2264
12.	Kenny Irons	2005-06	454	4.81	2186
13.	Onterio McCalebb	2009-pres.	332	6.33	2102
14.	James Bostic	1991-93	396	5.26	2084
15.	Lionel James	1980-83	348	6.14	2068
16.	Sedrick McIntyre	1973-76	462	4.31	1992
17.	Fob James	1952-55	317	6.03	1913
18.	Phil Gargis	1973-76	456	4.13	1884
19.	Tommie Agee	1983-86	356	4.87	1735
20.	Jimmy Sidle	1962-64	326	5.22	1703
21.	Brad Lester	2004-08	371	4.55	1689
22.	Joe Childress	1953-55	321	5.19	1667
23.	Curtis Kuykendall	1944-45	217	7.46	1619
24.	Rudi Johnson	2000	324	4.84	1567
25.	Terry Henley	1970-72	343	4.47	1534
26.	Tommy Lorino	1956-58	227	6.55	1486
27.	Cam Newton	2010	264	5.58	1473
28.	Monk Gafford	1940-42	221	6.40	1414
29.	Mario Fannin	2007-10	233	5.86	1366
30.	Mitzi Jackson	1973-75	243	5.65	1373
31.	William Andrews	1976-78	267	5.04	1347
32.	Ed Dyas	1958-60	261	4.97	1298
33.	Fred Beasley	1994-97	282	4.40	1241
34.	Tom Bryan	1964-66	265	4.32	1144
35.	George Peoples	1978-81	239	4.54	1085
36.	Tucker Frederickson	1962-64	260	4.15	1079
37.	Bobby Hoppe	1955-57	194	5.56	1078
38.	Charlie Hataway	1951-53	282	3.74	1055

YARDS PER CARRY (min. 300 attempts)

	Player	Seasons	Yards	Att	Avg
1.	Brent Fullwood	1983-86	2789	390	7.15
2.	Bo Jackson	1982-85	4303	650	6.62
3.	Onterio McCalebb	2009-pres.	2102	332	6.33
3.	Lionel James	1980-83	2138	348	6.14
4.	Fob James	1952-55	1913	317	6.03
5.	Stephen Davis	1993-95	2811	488	5.76
6.	James Brooks	1977-80	3523	621	5.67
7.	Michael Dyer	2010-11	2335	424	5.51
8.	Ronnie Brown	2000-04	2707	513	5.28
9.	James Bostic	1991-93	2084	396	5.26

RECEPTIONS BY A RUNNING BACK

	Player	Seasons	Yards	Avg	Rec
1.	Mario Fannin	2007-10	985	10.15	97
2.	James Joseph	1986-90	725	10.51	69
3.	Ronnie Brown	2001-04	667	11.70	57
4.	Onterio McCalebb	2009-pres.	501	10.44	48
5.	Stacy Danley	1987-90	337	7.17	47
6.	Harold Morrow	1994-95	433	9.41	46
7.	Carnell Williams	2001-04	492	11.44	43
8.	Reid McMillion	1993	334	7.95	42
9.	Tony Richardson	1991-93	384	9.37	41
10.	Rusty Williams	1996-99	363	9.08	40

RECEIVING YARDAGE BY A RUNNING BACK

	Player	Seasons	Rec	Yards
1.	Mario Fannin	2007-10	97	985
2.	James Joseph	1986-90	69	725
3.	Ronnie Brown	2001-04	57	667
4.	Carl Stewart	2004-07	39	612
5.	Onterio McCalebb	2009-pres.	48	501
6.	Carnell Williams	2001-04	43	492
7.	Fred Beasley	1995-97	31	448
8.	Mickey Zofko	1970	34	443
9.	Harold Morrow	1994-95	46	433
10.	Tony Richardson	1991-93	41	384

TOUCHDOWN RECEPTIONS BY A RUNNING BACK

	Player	Seasons	Rec	TD
1.	Mario Fannin	2007-10	97	9
2.	James Brooks	1978-80	18	4
3.	Onterio McCalebb	2009-pres.	48	3
	Brad Lester	2005-08	26	3
	Tre Smith	2002-06	26	3
	Fred Beasley	1995-97	31	3
	Stephen Davis	1994-95	22	3
	Harold Morrow	1994-95	46	3
	Tommie Agee	1983-86	28	3
	Mickey Zofko	1970	34	3

YARDS PER RECEPTION (min. 20 receptions)

	Player	Seasons	Rec	Yards	Yds/Rec
1.	Carl Stewart	2004-07	39	612	15.69
2.	Fred Beasley	1995-97	31	448	14.45
3.	Mickey Zofko	1970	34	443	13.03
4.	Heath Evans	1998-00	30	354	11.80
5.	Ronnie Brown	2001-04	57	667	11.70
6.	Joe Frazier	1991-94	21	244	11.62
7.	Carnell Williams	2001-04	43	492	11.44
8.	James Joseph	1986-90	69	725	10.51
9.	Bo Jackson	1982-85	26	272	10.46
10.	Onterio McCalebb	2009-pres.	48	501	10.44

SEC Champions:
 1957, 1983, 1987, 1988, 1989, 2004, 2010
SEC West Champions:
 1997, 2000, 2001, 2002, 2004, 2005, 2010

2012 AUBURN FOOTBALL GAME NOTES



JORDAN-HARE STADIUM

Jordan-Hare Facts

Dedicated: 1939 (7,500)

Stadium Names

- 1939: Auburn Stadium
- 1949: Cliff Hare Stadium
- 1973: Jordan-Hare Stadium

Capacity:

- 1949: 21,500
- 1955: 34,500
- 1960: 44,500
- 1970: 61,261
- 1980: 72,169
- 1987: 85,214
- 2000: 85,612
- 2001: 86,063
- 2004: 87,451



Jordan-Hare Stadium is Auburn's showcase football stadium, which seats 87,451 with 70 luxury suites located between the lower level and upper deck on the East side.

The stadium was dedicated Nov. 30, 1939, with 7,500 seats. Ten years later, 14,000 more seats were added, and the stadium was named Cliff Hare Stadium (after a member of Auburn's first football team and eventual professor and dean of the School of Chemistry), although only 12 home games were played there over that 10-year span. Additional seats were added in 1955, 1960 and 1970. The West upper deck was completed in 1980; the East upper deck and suites were finished for the 1987 season. The most recent addition to the stadium was the construction of a 30-foot by 74-foot Daktronics LED board in 2007, coming at a cost of \$2.9 million. Auburn was the first school in the SEC to install a high-definition video board display.

The facility was renamed Jordan-Hare Stadium in 1973, recognizing Hall of Fame coach Ralph "Shug" Jordan. The turf at Jordan-Hare Stadium was officially named after Pat Dye, Auburn's Hall of Fame

coach and athletics director, prior to the 2005 Iron Bowl. The Tigers posted a 99-39-4 record in 12 seasons under Dye from 1981-92, and won four SEC championships. Auburn's home games are now played at Pat Dye Field at Jordan-Hare Stadium.

On game days, Auburn's Pat Dye Field at Jordan-Hare Stadium becomes the sixth-largest city in the state of Alabama as Auburn has averaged at least 80,000 fans per game for the last 19 seasons. Since Jordan-Hare Stadium expanded to its current capacity prior to the 2004 season, the Tigers have tallied 28 sell-out games.

Pat Dye Field at Jordan-Hare Stadium is the nation's 10th-largest on-campus stadium with a capacity of 87,451. It is the sixth-largest in the SEC.

The Tigers have won .797 percent of their games in Jordan-Hare Stadium since its inception in 1939 and hold an overall record of 285-70-7 there.

Attendance Average

1993.....	81,062
1994.....	81,287
1995.....	81,181
1996.....	82,468
1997.....	83,545
1998.....	81,105
1999.....	80,905
2000.....	82,435
2001.....	85,448
2002.....	82,943
2003.....	85,203
2004.....	83,085
2005.....	84,161
2006.....	85,063
2007.....	84,689
2008.....	86,915
2009.....	84,614
2010.....	86,087
2011.....	85,792

Largest On-Campus Stadiums


1. Michigan Stadium (Michigan)	109,901
2. Beaver Stadium (Penn State)	107,282
3. Neyland Stadium (Tennessee)	102,455
4. Ohio Stadium (Ohio State)	102,329
5. Bryant-Denny Stadium (Alabama)	101,821
6. Darrell K. Royal-Texas Memorial Stadium (Texas)	101,624
7. Sanford Stadium (Georgia)	92,746
8. Tiger Stadium (LSU)	92,542
9. Ben Hill Griffin Stadium (Florida)	88,548
10. Jordan-Hare Stadium (Auburn)	87,451
11. Memorial Stadium (Nebraska)	86,304
12. Kyle Field (Texas A&M)	82,600
13. Bobby Bowden Field at Doak Campbell Stadium (Florida State)	82,300
14. Gaylord Family Oklahoma Memorial Stadium (Oklahoma)	82,112
15. Notre Dame Stadium (Notre Dame)	80,795

28

Since Jordan-Hare Stadium expanded to its current capacity prior to the 2004 season, the Tigers have tallied 28 sell-out games



AUBURN HEAD COACH GENE CHIZIK



COACHING LEDGER

The 2012 season is Gene Chizik's 25th season as a coach in the collegiate ranks. Chizik began his career as a graduate assistant at both Middle Tennessee (1990-91) and Clemson (1988-89) before heading to Stephen F. Austin (1992-97). He then moved to Central Florida from 1998-2001 before making his first stop on The Plains (2002-04). Texas was his final post as an assistant coach. Chizik served as defensive coordinator with the Longhorns from 2005-06. Two seasons as the head coach at Iowa State (2007-08) preceded Chizik's tenure as head coach at Auburn (2009-current). He also spent two seasons coaching at the high school level in Florida.

NATIONAL CHAMPIONS

In 2010, in just his second season as head coach at Auburn, Gene Chizik led the Tigers to their first national championship in more than 50 years, defeating Oregon, 22-19, in the BCS Championship Game on Jan. 10, 2011, in Glendale, Ariz.

SEC CHAMPS

Chizik led Auburn to the Southeastern Conference Championship in 2010, the seventh in program history. The Tigers routed South Carolina, 56-17, at the Georgia Dome in Atlanta on Dec. 4, en route to the national title. It was also Auburn's seventh SEC West Title.

.700+ WINNING PERCENTAGE

Auburn has a 30-12 record the last three-plus seasons under Gene Chizik for a .714 winning percentage. The Tigers have posted no fewer than eight wins in each of his seasons as head coach. When playing at home, Auburn is 20-3 under Chizik.

ALL-SEC

Under Coach Chizik, eight Auburn players have been named All-SEC First Team, including current Tigers Steven Clark and Corey Lemonier.

GOING BOWLING

Auburn has been to three straight bowl games under Chizik, including the 2010 BCS Championship Game. In his first season as

head coach, the Tigers brought home a 38-35 overtime win over Northwestern at the Outback Bowl on Jan. 1, in Tampa, Fla. The following season, Auburn defeated Oregon, 22-19, for the national title, and in 2011, the Tigers earned a decisive, 43-24, victory against Virginia in the Chick-fil-A Bowl in Atlanta on Dec. 31.

RECRUITING

Auburn has signed three straight Top 10 national recruiting classes under Chizik.

TROPHIES

Since Chizik arrived on the Plains, four different Auburn players have been first-team All-America while also winning the Heisman Trophy, Lombardi Award, Davey O'Brien Award, Walter Camp Award and Maxwell Award. Chizik himself was named National Coach of the Year for 2010.

GRADUATION

Since Chizik was hired, 63 Tiger football players have earned their academic degrees from Auburn.

NFL DRAFT

Chizik has coached seven former Tigers who went on to become NFL draft picks, including Cam Newton, the No. 1 overall pick in the 2011 NFL Draft by the Carolina Panthers.

CHIZIK YEAR-BY-YEAR RECORD

2007 - (3-9, 2-6 Big 12)

Table with 5 columns: Date, Opponent, Score, Result, Location. Rows include Kent State, Northern Iowa, Iowa, Toledo, Nebraska, Texas Tech, Texas, Oklahoma, Missouri, Kansas State, Colorado, Kansas.

2008 - (2-12, 0-8 Big 12)

Table with 5 columns: Date, Opponent, Score, Result, Location. Rows include South Dakota St., Kent State, Iowa, UNLV (OT), Kansas, Baylor, Nebraska, Texas A&M, Oklahoma State, Colorado, Missouri, Kansas State.

2009 - (8-5, 3-5 SEC)

Table with 5 columns: Date, Opponent, Score, Result, Location. Rows include Louisiana Tech, Mississippi State.

Table with 5 columns: Date, Opponent, Score, Result, Location. Rows include West Virginia, Ball State, Tennessee, Arkansas, Kentucky, LSU, Ole Miss, Furman, Georgia, Alabama, Northwestern (Outback).

2010 - (14-0, 8-0 SEC)

Table with 5 columns: Date, Opponent, Score, Result, Location. Rows include Arkansas State, Mississippi State, Clemson, South Carolina, ULM, Kentucky, Arkansas, LSU, Ole Miss, Chattanooga, Georgia, Alabama, South Carolina (SEC CG), Oregon (BCSCG).

2011 - (8-5, 4-4 SEC)

Table with 5 columns: Date, Opponent, Score, Result, Location. Rows include Utah State, Mississippi State.

Table with 5 columns: Date, Opponent, Score, Result, Location. Rows include Clemson, Florida Atlantic, South Carolina, Arkansas, Florida, LSU, Ole Miss, Georgia, Samford, Alabama, Virginia (Chick-fil-A).

2012 - (0-1, 0-0 SEC)

Table with 5 columns: Date, Opponent, Score, Result, Location. Rows include Clemson, Mississippi State, ULM, LSU, Arkansas, Ole Miss, Vanderbilt, Texas A&M, New Mexico State, Georgia, Alabama A&M, Alabama.

SEC Champions:
1957, 1983, 1987, 1988, 1989, 2004, 2010
SEC West Champions:
1997, 2000, 2001, 2002, 2004, 2005, 2010

2012 AUBURN FOOTBALL GAME NOTES



AUBURN OFFENSIVE CAREER BESTS

3 • DeANGELO BENTON

Receptions	6	Furman	11/7/09
Rec. Yards	88	Furman	11/7/09
Rec. Long	41	at Clemson	9/17/11
Rec. TD	1	Florida	10/15/11

80 • EMORY BLAKE

Receptions	7	Mississippi State	9/10/11
Rec. Yards	109	Clemson	9/1/12
Rec. Long	94	ULM	10/2/10
Rec. TD	1	14x (last vs. Clemson)	9/1/12

22 • MIKE BLAKELY

Rush Attempts	11	at Mississippi State	9/8/12
Rush Yards	42	at Mississippi State	9/8/12
Rush Long	8	at Mississippi State	9/8/12

4 • QUAN BRAY

Receptions	6	at Mississippi State	9/8/12
Rec. Yards	50	at Mississippi State	9/8/12
Rec. Long	16	at Mississippi State	9/8/12
Kick Ret	2	2x (last at South Carolina)	10/1/11
Kick Ret Yds	55	Utah State	9/3/11
Kick Ret Long	33	Utah State	9/3/11
Punt Ret	3	2x (last at Arkansas)	10/8/11
Punt Ret Yds	26	at South Carolina	10/1/11
Punt Ret Long	16	at South Carolina	10/1/11

30 • STEVEN CLARK

Punts	9	2x (last vs. Florida)	10/15/11
Long Punt	58	Mississippi State	9/10/11
Inside 20	6	at Arkansas	10/8/11

10 • KIEHL FRAZIER

Completions	13	at Mississippi State	9/8/12
Pass Attempts	27	Clemson	9/1/12
Pass Yards	194	Clemson	9/1/12
Pass TDs	1	Clemson	9/1/12
Pass Long	54	Clemson	9/1/12
Rush Attempts	16	Virginia (Chick-fil-A)	12/31/11
Rush Yards	55	Virginia (Chick-fil-A)	12/31/11
Rush TDs	2	Virginia (Chick-fil-A)	12/31/11
Rush Long	22	at South Carolina	10/1/11

11 • BRANDON FULSE

Receptions	2	FAU	9/24/11
Rec. Yards	11	FAU	9/24/11

43 • PHILIP LUTZENKIRCHEN

Receptions	4	Clemson	9/1/12
Rec. Yards	71	Clemson	9/1/12
Rec. TDs	2	2x (last vs. Ole Miss)	10/29/11
Rec. Long	39	Oregon (BCSNCG)	1/10/11

21 • TRE MASON

Rush Attempts	14	Clemson	9/1/12
Rush Yds	106	Clemson	9/1/12
Rush Lg	30	Clemson	9/1/12
Rush TD	1	vs. Virginia (Chick-fil-A)	12/31/11
Kick Ret	6	Mississippi State	9/10/11
Kick Ret Yds	176	Utah State	9/3/11
Kick Ret Lg	97	Utah State	9/3/11
Kick Ret TD	1	Utah State	9/3/11

23 • ONTERIO McCALEBB

Rush Attempts	22	Louisiana Tech	9/5/09
Rush Yards	148	Louisiana Tech	9/5/09
Rush TDs	3	Georgia	11/13/10
Rush Long	70	LSU	10/23/10
Receptions	5	Utah State	9/3/11
Rec. Yards	62	Tennessee	10/3/09
Rec. TDs	1	2x (last vs. Virginia)	12/31/11
Rec. Long	51	Florida Atlantic	9/24/11
All-Purpose Yards	204	Tennessee	10/3/09
Kick Ret	6	Mississippi State	9/10/11
Kick Ret Yds	138	at Mississippi State	9/8/12
Kick Ret Lg	100	at Mississippi State	9/8/12
Kick Ret TD	1	2x (last at Mississippi State)	9/8/12

15 • CLINT MOSELEY

Completions	13	Samford	11/19/11
Pass Attempts	22	at Georgia	11/12/11
Pass Yards	167	Samford	11/19/11
Pass TDs	4	Ole Miss	10/29/11

36 • CODY PARKEY

FG Attempts	4	2x (last vs. Clemson)	9/1/12
FGs Made	4	2x (last vs. Clemson)	9/1/12
Career Long	46	2x (last vs. Clemson)	9/1/12

1 • TROVON REED

Receptions	5	Florida Atlantic	5/24/11
Rec. Yards	33	Utah State	9/3/11
Rec. Long	25	at LSU	10/22/11
Rush Attempts	2	at Clemson	9/17/11
Rush Yds	12	at Clemson	9/17/11
Rush Lg	10	at Clemson	9/17/11
Punt Ret	3	Florida Atlantic	5/24/11
Punt Ret Yds	14	Florida Atlantic	5/24/11
Punt Ret Lg	9	Utah State	9/3/11
.....		Mississippi State	9/10/11

85 • TRAVANTE STALLWORTH

Receptions	5	Clemson	9/17/11
Receiving Yards	93	Utah State	9/3/11
Rec. TD	1	Utah State	9/3/11
Rec. Long	44	Arkansas	10/8/11



AUBURN DEFENSIVE CAREER BESTS

25 • DAREN BATES

Table with 3 columns: Statistic, Opponent, Date. Rows include Tackles (12), TFL (1.5), Sacks (1.0), and Interceptions (1).

22 • T'SHARVAN BELL

Table with 3 columns: Statistic, Opponent, Date. Rows include Tackles (9), Interceptions (2), Deflections (2), and Sacks (1.0).

98 • ANGELO BLACKSON

Table with 3 columns: Statistic, Opponent, Date. Rows include Tackles (3), TFL (1.0), and Blocked Kicks (1).

92 • KENNETH CARTER

Table with 3 columns: Statistic, Opponent, Date. Rows include Tackles (5) and TFL (1.0).

11 • CHRIS DAVIS

Table with 3 columns: Statistic, Opponent, Date. Rows include Tackles (8) and Deflections (2).

94 • NOSA EGUAE

Table with 3 columns: Statistic, Opponent, Date. Rows include Tackles (9), TFL (2.5), and Sacks (2.0).

35 • JONATHAN EVANS

Table with 3 columns: Statistic, Opponent, Date. Rows include Tackles (14) and TFL (1.0).

31 • TRENT FISHER

Table with 3 columns: Statistic, Opponent, Date. Row includes Tackles (1).

14 • ERIQUE FLORENCE

Table with 3 columns: Statistic, Opponent, Date. Rows include Tackles (7), Fumbles Forced (1), and Sacks (1.0).

95 • DEE FORD

Table with 3 columns: Statistic, Opponent, Date. Rows include Tackles (7), TFL (2.0), and Sacks (2.0).

26 • JUSTIN GARRETT

Table with 3 columns: Statistic, Opponent, Date. Rows include Tackles (5) and TFL (1.0).

5 • JAKE HOLLAND

Table with 3 columns: Statistic, Opponent, Date. Rows include Tackles (11), TFL (2.0), Sacks (1.0), and Deflections (1).

55 • COREY LEMONIER

Table with 3 columns: Statistic, Opponent, Date. Rows include Tackles (9), TFL (3.0), and Sacks (2.0).

12 • DEMETRUCHE McNEAL

Table with 3 columns: Statistic, Opponent, Date. Rows include Tackles (18), TFL (1.5), Deflections (1), and Interceptions (1).

6 • JONATHON MINCY

Table with 3 columns: Statistic, Opponent, Date. Rows include Tackles (6), Deflections (1), Fumbles Forced (1), and Fumbles Recovered (1).

10 • LADARIUS OWENS

Table with 3 columns: Statistic, Opponent, Date. Rows include Tackles (3), TFL (1.5), and Sacks (1.0).

56 • ASHTON RICHARDSON

Table with 3 columns: Statistic, Opponent, Date. Row includes Tackles (1).

13 • CRAIG SANDERS

Table with 3 columns: Statistic, Opponent, Date. Rows include Tackles (3) and TFL (1.5).

96 • DEVAUNTE SIGLER

Table with 3 columns: Statistic, Opponent, Date. Rows include Tackles (3), Sacks (1), and TFL (1).

24 • RYAN SMITH

Table with 3 columns: Statistic, Opponent, Date. Rows include Tackles (12), TFL (1.0), and Fumbles Recovered (1).

27 • ROBENSON THEREZIE

Table with 3 columns: Statistic, Opponent, Date. Rows include Tackles (5) and Deflections (1).

74 • JAMAR TRAVIS

Table with 3 columns: Statistic, Opponent, Date. Rows include Tackles (2) and TFL (1).

54 • JEFFREY WHITAKER

Table with 3 columns: Statistic, Opponent, Date. Rows include Tackles (4) and TFL (1.0).

19 • RYAN WHITE

Table with 3 columns: Statistic, Opponent, Date. Rows include Tackles (7) and Deflections (1).

9 • JERMAINE WHITEHEAD

Table with 3 columns: Statistic, Opponent, Date. Rows include Tackles (12), Interceptions (1), Deflections (1), and Fumbles Recovered (1).

90 • GABE WRIGHT

Table with 3 columns: Statistic, Opponent, Date. Rows include Tackles (4), TFL (1.0), and Fumbles Forced (1).




COACHING STAFF ON THE FIELD



GENE CHIZIK
HEAD COACH



TROOPER TAYLOR
ASST. HEAD COACH/
WIDE RECEIVERS



BRIAN VANGORDER
DEFENSIVE COORDINATOR




JAY BOULWARE
SPECIAL TEAM COORD./
TIGHT ENDS



JEFF GRIMES
OFFENSIVE LINE



CURTIS LUPER
RUNNING BACKS



MIKE PELTON
DEFENSIVE LINE



TOMMY THIGPEN
LINEBACKERS

COACHING STAFF IN THE BOOTH



SCOT LOEFFLER
OFFENSIVE COORDINATOR



WILLIE MARTINEZ
SECONDARY