



# 2016-17 AUBURN WOMEN'S BASKETBALL

AUBURN ATHLETICS COMMUNICATIONS: 392 SOUTH DONAHUE DRIVE || AUBURN, AL 36830 || AUBURNTIGERS.COM || @AUBURNWBB

## 2016-17 SCHEDULE/RESULTS

9-4, 0-0 SEC

DATE	OPPONENT	TIME/TV/RESULT
Nov. 11	<b>TROY</b>	W 61-52
Nov. 17	at North Carolina A&T	W 68-36
Nov. 20	at East Carolina	W 61-52
Nov. 22	1-vs. Ball State	W 54-40
Nov. 23	1-vs. Marist	W 52-51
Nov. 24	1-vs. #19 West Virginia	L 52-56
Nov. 27	<b>INDIANA</b>	W 71-67
Dec. 1	2-at Kansas State	L 66-71
Dec. 11	<b>SAVANNAH STATE</b>	W 75-46
Dec. 14	at Louisiana Tech	W 76-66
Dec. 18	<b>#24 VIRGINIA TECH</b> (OT)	L 87-92
Dec. 21	3-vs. Drake	W 85-80
Dec. 22	3-at Tulane	L 59-61
Dec. 28	<b>JACKSONVILLE</b>	+ 6 pm
Jan. 1	*at Florida	+ 1 pm
Jan. 5	<b>*SOUTH CAROLINA</b>	+ 6 pm
Jan. 8	<b>*OLE MISS</b>	SECN 3 pm
Jan. 12	*at Vanderbilt	+ 7 pm
Jan. 19	<b>*TENNESSEE</b>	+ 6 pm
Jan. 22	<b>*KENTUCKY</b>	SECN 2 pm
Jan. 26	*at Missouri	+ 7 pm
Jan. 29	*at Alabama	SECN 5 pm
Feb. 2	<b>*MISSISSIPPI STATE</b>	SECN 8 pm
Feb. 5	*at Texas A&M	SECN 1 pm
Feb. 9	*at South Carolina	+ 6 pm
Feb. 12	<b>*GEORGIA</b>	+ 2 pm
Feb. 16	*at Ole Miss	SECN 8 pm
Feb. 20	<b>*ALABAMA</b>	SECN 6 pm
Feb. 23	<b>*LSU</b>	+ 6 pm
Feb. 26	*at Arkansas	SECN 2 pm
Mar. 1-5	SEC Tournament	Greenville, S.C.
Mar. 17-20	NCAA 1st/2nd Round	Campus Sites
Mar. 24-27	NCAA Regionals	TBD
M31-A1	Women's Final Four	Dallas, Texas

All times Central. Home Games in **BOLD CAPS**.

1 - Savannah Invitational (Savannah, Ga.)

2 - SEC/Big 12 Challenge

3 - Tulane Classic (New Orleans, La.)

+ = SEC Network+ / ESPN3.com

## AUBURN ATHLETICS COMMUNICATIONS

KIRK SAMPSON ..... Associate AD

..... kirk@auburn.edu

WES TODD ..... Assistant Director/WBB Contact

..... wlt0006@auburn.edu

..... C: 334-750-5682

Web ..... AuburnTigers.com

Twitter ..... @AuburnWBB

Facebook ..... /AUWBB

Instagram ..... @AuburnWBB

Office Phone ..... (334) 844-9800



## Jacksonville

Wednesday, Dec. 28, 2016 • 6 p.m. CT



Site ..... Auburn, Ala.  
 Venue ..... Auburn Arena (9,121)  
 TV ..... SEC Network + (Rod Bramblett, Joe Ciampi)  
 Radio ..... WTGZ 93.9 FM (Andy Burcham, Brit Bowen)  
 Audio Webcast ..... AuburnTigers.com/collegesportslive  
 Live Stats ..... AuburnTigers.com  
 Twitter ..... @AuburnWBB  
 Series Record ..... Auburn leads 1-0  
 at Auburn ..... Auburn leads 1-0  
 Last meeting ..... Auburn 85, Jacksonville 49 (Dec. 22, 2012, in Auburn)

## GAMEDAY BREAKDOWN

### AUBURN TIGERS

Rankings ..... AP: NR | Coaches: NR  
 2016-17 Record ..... 9-4  
 SEC ..... 0-0  
 Home ..... 3-1  
 Away ..... 3-2  
 Neutral ..... 3-1  
 Streak ..... L1  
 Head Coach ..... Terri Williams-Flournoy  
 Record at AU (Yrs.) ..... 80-65 (5th)  
 Overall Record (Yrs.) ..... 223-169 (12th)  
 Record vs. Jacksonville ..... 1-0

### JACKSONVILLE DOLPHINS

Rankings ..... AP: NR | Coaches: NR  
 2016-17 Record ..... 9-3  
 ASUN ..... 0-0  
 Home ..... 7-0  
 Away ..... 2-2  
 Neutral ..... 0-1  
 Streak ..... L1  
 Head Coach ..... Yolett McPhee-McCuin  
 Record at JU (Yrs.) ..... 56-48 (4th)  
 Overall Record (Yrs.) ..... 56-48 (4th)  
 Record vs. Auburn ..... 0-0

## AUBURN PROJECTED STARTERS



**BRANDY MONTGOMERY**  
 #10 • G • SR • 5-10  
 Port St. Lucie, Fla.

PPG: 15.5  
 RPG: 3.1  
 APG: 1.4



**KATIE FRERKING**  
 #13 • F • SR • 6-0  
 Johns Creek, Ga.

PPG: 16.5  
 RPG: 7.8  
 APG: 3.1



**JAZMINE JONES**  
 #15 • F • JR • 6-2  
 Winston-Salem, N.C.

PPG: 5.5  
 RPG: 4.4  
 APG: 0.9



**JESSICA JONES**  
 #23 • F • JR • 6-2  
 Winston-Salem, N.C.

PPG: 3.6  
 RPG: 5.5  
 APG: 1.0



**JANIAH MCKAY**  
 #33 • G • SO • 5-6  
 Gainesville, Fla.

PPG: 12.8  
 RPG: 1.8  
 APG: 2.9

## OFF THE BENCH

No.	Pos.	Name	Ht.	Year	PPG	RPG	Hometown
0	G	Daisa Alexander	5-8	Fr.	1.4	1.1	Decatur, Ga.
1	G	Tyra Johnson	5-7	Fr.	3.1	0.5	Decatur, Ala.
2	G	Bria Johnson	5-8	Jr.	1.0	0.5	Baton Rouge, La.
3	G	Erica Sanders	5-10	So.	1.4	2.7	San Antonio, Texas
5	G	Emari Jones	5-10	So.	2.2	1.6	Chicago, Ill.
12	C	Justice Wright**	6-4	Jr.	--	--	Macon, Ga.
14	G	Tiffany Lewis	5-8	R-Jr.	4.9	1.3	Chattanooga, Tenn.
20	G	Sira Toure	5-9	Jr.	0.0	0.0	Kennewick, Wash.
40	G	Khady Dieng	5-10	Sr.	1.2	1.4	Dakar, Senegal

\*\*Ineligible for 2016-17 under NCAA transfer rules

Head Coach: Terri Williams-Flournoy | Assistants: Ty Evans, Adrian Walters, Clarisse Garcia

#WarEagle



AuburnTigers.com



@AuburnWBB | @AuburnTigers  
@AUCoachFlo



/AUWBB  
/AuburnTigers

**TEAM SCHEDULE AND MEDIA AVAILABILITY >> DECEMBER 18-24**

SUNDAY December 25	MONDAY December 26	TUESDAY December 27	WEDNESDAY December 28	THURSDAY December 29	FRIDAY December 30	SATURDAY December 31
<b>CHRISTMAS DAY</b> Off	<b>PRACTICE</b> 4 p.m. Auburn Arena	<b>PRACTICE</b> 3 p.m. Auburn Arena	<b>GAME</b> 6:00 Auburn vs. Jacksonville  Interviews Postgame	<b>PRACTICE</b> 3 p.m. Auburn Arena	<b>PRACTICE</b> 3 p.m. Auburn Arena	<b>PRACTICE</b> 10 a.m. Auburn Arena  <b>TRAVEL</b> to Gainesville, Fla.

**AUBURN ATHLETICS COMMUNICATIONS**

**QUICK FACTS**

**AUBURNTIGERS.COM**

For updated game notes, statistics and all the latest information on Auburn basketball and gameday activities, go to AuburnTigers.com.

**INTERVIEW POLICY**

Coach Williams-Flournoy, assistant coaches and selected athletes are available for phone and personal interviews by contacting Wes Todd in the media relations office. Post-game interviews with Coach Flo and requested players will be conducted in the media room following a 10-minute cooling-off period. **Practices are closed unless otherwise specified.**

**CREDENTIALS**

Anyone wishing to cover Auburn women's basketball should contact Wes Todd in the communications office at least one day in advance in order to make the proper arrangements. Credentials will be held at media will call, located inside the scholarship entrance at Auburn Arena.

**GAME DAY SERVICES**

Notes for both teams and flip cards will be provided prior to the game. Stats will be distributed between periods and after the game. Wireless internet is available in the Arena; ask Wes Todd for the password.

**VIDEO SERVICES**

FTP feeds of selected Auburn basketball highlights are available for the media. A number of studio and satellite services may be arranged for electronic media by calling War Eagle Productions at 334-750-4345 or by emailing kza0021@auburn.edu.

**PHOTO SERVICES**

For photos of Auburn women's basketball or anything pertaining to Auburn Athletics, contact Wade Rackley at 334-750-6907 or via email at wwr0004@auburn.edu

**COMMUNICATIONS STAFF**

Wes Todd Women's Basketball contact  
cell: 334-750-5682  
email: wlt0006@auburn.edu  
Kirk Sampson Associate AD  
cell: 334-750-1385  
email: sampska@auburn.edu  
Cassie Arner SEC Network/TV contact  
cell: 334-750-0502  
email: carner@auburn.edu

**GENERAL INFORMATION**

Location..... Auburn, Ala.  
Founded .....1856  
Enrollment.....27,287  
Nickname ..... Tigers  
Colors..... Burnt Orange and Navy Blue  
Facility (Capacity) ..... Auburn Arena (9,121)  
President ..... Dr. Jay Gogue  
Director of Athletics ..... Jay Jacobs  
Sr. Assoc. AD/SWA..... Meredith Jenkins

**WOMEN'S BASKETBALL HISTORY**

First Year of Women's Basketball .....1971  
All-Time Record (Years)..... 891-443 (46th)  
All-Time SEC Record (since 1981) ..... 215-209  
All-Time Home Record ..... 409-105  
at Auburn Arena (since 2010)..... 62-34  
NCAA Tournament Appearances.....19  
Last NCAA App./Result..... 2016 - Second Round  
SEC Regular-Season Championships ..... 5  
..... 1981, 1987, 1988, 1989, 2009  
SEC Tournament Championships..... 4  
..... 1981, 1987, 1990, 1997

**COACHING & SUPPORT STAFF**

Head Coach..... Terri Williams-Flournoy  
Alma Mater, Year ..... Penn State, 1991  
Year at Auburn.....5th  
Overall Record .....223-169 (.569) / 13th year  
Auburn Record ..... 80-65 (.552) / 5th year  
Associate Head Coach (Year at Auburn) ..... Ty Evans (5th)  
Alma Mater, Year ..... Wisconsin-Whitewater (1995)  
Assistant Coach (Year at Auburn) ..... Adrian Walters (5th)  
Alma Mater, Year ..... St. Francis (Pa.) (1987)  
Assistant Coach (Year at Auburn) ..... Clarisse Garcia (1st)  
Alma Mater, Year ..... Villanova (2007)  
Strength & Conditioning Coach ..... Claus Souza  
Director of Basketball Operations ..... Precious Morris  
Director of Basketball Services ..... Alli Bracewell  
Special Assistant to the Head Coach..... Bianca Webb  
Athletic Trainer..... Cindy Campbell

**GAMEDAY EXPERIENCE: AUBURN ARENA**

>> Auburn Arena is in its seventh season as home of Auburn Basketball. The Tigers are 62-34 since moving to the Arena in 2010-11. The facility seats 9,121 for basketball and also hosts Auburn volleyball and gymnastics.



**TEAM INFORMATION**

2015-16 Record ..... 20-13  
2015-16 SEC Record ..... 8-8  
SEC Finish..... T-7th  
Starters Returning/Lost ..... 4/1  
Letterwinners Returning/Lost ..... 8/2  
Newcomers..... 5

# AUBURN TIGERS SPEED CHART

Overall: 9-4 SEC: 0-0

Head Coach: Terri Williams-Flournoy (5th Season)

Daisa Alexander - DAY-zha  
 Khady Dieng - Katie ZHENG  
 Katie Frerking - FUR-king  
 Emari Jones - e-MAR-ee

Janiah McKay - jah-NYE-uh  
 Sira Toure - SEER-ah TOO-ray  
 Terri Williams-Flournoy - Fluh-NOY

			Pts	Reb	Stl	Ast	Blk	
<b>0</b>	<b>DAISA ALEXANDER</b> G • 5-8 • Fr. • Decatur, Ga. • Southwest DeKalb HS	Season High	4	5	1	-	-	<ul style="list-style-type: none"> <li>• 4 pts, 5 rebs vs. Savannah St. (12/11)</li> <li>• 2 pts in 1st appearance at NC A&amp;T (11/17)</li> <li>• Led SW DeKalb HS to GA state title in 2016</li> <li>• Avg. 15.6 pts, 4.4 rebs, 2.9 stl as HS senior</li> <li>• 3-star recruit, #25 at position by ESPN</li> </ul>
		Career High	4	5	1	-	-	
		PPG	RPG	SPG	FG	3FG	FT	
		16-17	1.4	1.1	0.3	.231	.250	
<b>1</b>	<b>TYRA JOHNSON</b> G • 5-7 • Fr. • Decatur, Ala. • Austin HS	Season High	8	2	1	4	-	<ul style="list-style-type: none"> <li>• Season-high 5 pts vs. Indiana (11/27)</li> <li>• First AU 3-pointer at East Carolina (11/20)</li> <li>• Only player on AU roster from Alabama</li> <li>• Rated #24 PG nationally by ESPN</li> <li>• 17.8 ppg, 3.3 apg as HS senior</li> </ul>
		Career High	8	2	1	4	-	
		PPG	RPG	APG	FG	3FG	FT	
		16-17	3.1	0.5	1.2	.273	.280	
<b>2</b>	<b>BRIA JOHNSON</b> G • 5-8 • Jr. • Baton Rouge, La. • Episcopal HS	Season High	2	2	1	1	-	<ul style="list-style-type: none"> <li>• 2 pts, 2 rebs, 1 stl, 1 ast vs. SSU (12/11)</li> <li>• Played in nine games in 16-17</li> <li>• Appeared in 7 games in 14-15</li> <li>• 2 pts in collegiate debut vs. Grambling</li> <li>• 21.8 ppg, 6.5 rpg as HS senior</li> </ul>
		Career High	2	2	1	1	-	
		PPG	RPG	APG	FG	3FG	FT	
		16-17	1.0	0.5	0.3	.333	-	
<b>3</b>	<b>ERICA SANDERS</b> G • 5-10 • So. • San Antonio, Texas • Johnson HS	Season High	4	4	4	1	1	<ul style="list-style-type: none"> <li>• Missed 3 gms w/ injury; returned vs. Drake</li> <li>• Go-ahead FG w/ :50 left vs. Indiana (11/27)</li> <li>• Career-hi 4 steals vs. WVU (11/24), TU (12/22)</li> <li>• Played in all 33 games as a freshman</li> <li>• 4 steals, clutch late FG in win over #7 UK</li> </ul>
		Career High	8	6	4	2	1	
		PPG	RPG	SPG	FG	3FG	FT	
		16-17	1.4	2.7	1.8	.353	-	
<b>5</b>	<b>EMARI JONES</b> G • 5-10 • So. • Chicago, Ill. • Shawnee CC	Season High	8	5	3	-	-	<ul style="list-style-type: none"> <li>• Career-high 8 points at K-State (12/1)</li> <li>• Career-high 3 steals vs. Marist (11/23)</li> <li>• NJCAA All-American as freshman at Shawnee</li> <li>• Led NJCAA in scoring with 746 pts in 2016</li> <li>• 22.6 pts, 4.3 rebs, 3.3 ast, 2.8 steals as frosh</li> </ul>
		Career High	8	5	3	-	-	
		PPG	RPG	SPG	FG	3FG	FT	
		16-17	2.2	1.6	0.5	.333	.213	
<b>10</b>	<b>BRANDY MONTGOMERY</b> G • 5-10 • Sr. • Port St. Lucie, Fla. • Lincoln Park Acad.	Season High	28	5	3	3	-	<ul style="list-style-type: none"> <li>• Preseason All-SEC Second Team (coaches)</li> <li>• 28 pts, 16 in 4Q, to lead comeback vs. Indiana</li> <li>• 22 pts vs. Troy (11/11), SSU (12/11)</li> <li>• Scored 1,000th career point vs. Kentucky (1/3)</li> <li>• 20+ pts in 9 games last season</li> </ul>
		Career High	30	12	8	7	1	
		PPG	RPG	SPG	FG	3FG	FT	
		16-17	15.5	3.1	2.1	.395	.278	
<b>13</b>	<b>KATIE FRERKING</b> G/F • 6-1 • Sr. • Johns Creek, Ga. • Wesleyan School	Season High	30	13	7	5	4	<ul style="list-style-type: none"> <li>• Career-hi 30 pts, 11 rebs at LA Tech (12/14)</li> <li>• 22 pts, 6 rebs, 4 ast, 2 blk at K-State (12/1)</li> <li>• Career-high 13 rebs at ECU (11/20)</li> <li>• Leads SEC in steals (3.2/game)</li> <li>• Six career double-doubles, 4 this season</li> </ul>
		Career High	30	13	7	8	4	
		PPG	RPG	SPG	FG	3FG	FT	
		16-17	16.5	7.8	3.2	.452	.379	
<b>14</b>	<b>TIFFANY LEWIS</b> G • 5-8 • R-Jr. • Chattanooga, Tenn. • Clemson	Season High	12	4	2	1	1	<ul style="list-style-type: none"> <li>• 12 pts on 4-5 FG vs. Savannah St. (12/11)</li> <li>• 9 pts on 3-4 3FG at NC A&amp;T (11/17)</li> <li>• Sat out 2015-16 after transfer from Clemson</li> <li>• Led Clemson in 3-point shooting (50-183)</li> <li>• Averaged 8.4 pts, 2.1 rebs at Clemson</li> </ul>
		AU Career High	12	4	2	1	1	
		PPG	RPG	SPG	FG	3FG	FT	
		16-17	4.9	1.3	0.3	.321	.325	
<b>15</b>	<b>JAZMINE JONES</b> F • 6-2 • Jr. • Winston-Salem, N.C. • West Forsyth HS	Season High	10	10	5	2	-	<ul style="list-style-type: none"> <li>• 10 pts, 5 stls vs. Drake (12/21)</li> <li>• Equaled career-high 10 rebs vs. Marist (11/23)</li> <li>• Started all 33 games as sophomore</li> <li>• 2 dbl-dbls in '16: 13/10 vs ECU; 16/10 vs ALA</li> <li>• Led AU w/ career-high 21 pts, 9 reb @ VU in '15</li> </ul>
		Career High	21	10	5	6	1	
		PPG	RPG	SPG	FG	3FG	FT	
		16-17	5.5	4.4	2.0	.553	-	
<b>20</b>	<b>SIRA TOURE</b> G • 5-9 • Jr. • Kennewick, Wash. • Weber State	Season High	-	-	-	-	-	<ul style="list-style-type: none"> <li>• Made AU debut vs. Drake (12/21)</li> <li>• Dressed for first time vs. Virginia Tech (12/18)</li> <li>• Joined AU in spring of 2016</li> <li>• Played 19 games as frosh at Weber State</li> </ul>
		AU Career High	-	-	-	-	-	
		PPG	RPG	APG	FG	3FG	FT	
		16-17	0.0	0.0	0.0	-	-	
<b>23</b>	<b>JESSICA JONES</b> F • 6-2 • Jr. • Winston-Salem, N.C. • West Forsyth HS	Season High	8	11	5	3	4	<ul style="list-style-type: none"> <li>• Career-high 11 rebs vs. Drake (12/21)</li> <li>• Career-hi 4 blk vs. NCAT (11/17), WVU (11/24)</li> <li>• Career-high 5 stl vs. Troy (11/11)</li> <li>• Played all 64 games 1st 2 seasons at AU</li> <li>• 1st career start at Arkansas (1/29/15)</li> </ul>
		Career High	11	11	5	3	4	
		PPG	RPG	SPG	FG	3FG	FT	
		16-17	3.6	5.5	1.2	.581	-	
<b>33</b>	<b>JANIAH MCKAY</b> G • 5-6 • So. • Gainesville, Fla. • Gainesville HS	Season High	28	4	3	8	-	<ul style="list-style-type: none"> <li>• Career-high 28 pts vs. Virginia Tech (12/18)</li> <li>• Career-high 8 assists vs. Savannah St. (12/11)</li> <li>• Scored 25 pts, 10-14 FT vs. Drake (12/21)</li> <li>• Led AU w/ 24 pts in NCAA 1st rd win over SJU</li> <li>• 23 pts/7 rebs at Towson; SEC Freshman/Week</li> </ul>
		Career High	28	7	3	8	1	
		PPG	RPG	APG	FG	3FG	FT	
		16-17	12.8	1.8	2.9	.379	.167	
<b>40</b>	<b>KHADY DIENG</b> G • 5-10 • Sr. • Dakar, Senegal • Gatewood (Ga.) School	Season High	5	4	2	4	1	<ul style="list-style-type: none"> <li>• Played in 29 games (14 starts) in 15-16</li> <li>• AU leading FT shooter by pct. in '16 (.818)</li> <li>• Tried out for Senegal National Team in '16</li> <li>• Originally from Dakar, Senegal, moved to Georgia prior to her junior year of HS</li> </ul>
		Career High	16	8	4	5	1	
		PPG	RPG	APG	FG	3FG	FT	
		16-17	1.2	1.4	1.6	.222	.143	

Inside the Matchup

**Auburn vs. Jacksonville** **1-0 (1,000)**

At Auburn: 1-0  
 --At Auburn Arena: 1-0  
 At Jacksonville: 0-0  
 Neutral Sites: 0-0  
 Trend: Auburn won the only meeting

Dec. 22, 2012 W 85-49 Auburn

**Auburn Women's Basketball Quick Hitters**

- Katie Frerking needs just 16 points for 1,000 in her career
- As of Dec. 23, Auburn ranks third in the nation in turnovers forced (24.7/game), is seventh in the nation in steals (13.3/game), and sixth in turnover margin (+8.5)
- Auburn is 32-3 in home non-conference games under Terri Williams-Flournoy and 41-7 in all non-conference games at Auburn Arena
- This is the second all-time meeting between Auburn and Jacksonville; Auburn won 85-49 in 2012
- The Tigers are 4-1 all-time vs. opponents from the Atlantic Sun Conference (1-1 vs. FGCU; 1-0 vs. Jacksonville, USC Upstate, Stetson)
- Auburn has held six of 13 opponents at least 10 points below their season scoring average
- Six of Auburn's 11 opponents have been held to a season-low scoring total
- Auburn was ranked No. 23 in the Week 4 AP Top 25; it was the first ranking for Auburn since 2009
- Auburn is 6-0 this season and 34-6 under Coach Flo when forcing 25+ turnovers; Auburn forced 38 vs. Troy, 27 at North Carolina A&T, 30 at East Carolina, 27 vs. Ball State, 30 vs. Marist; 28 vs. Savannah State
- Eleven of 13 Auburn opponents have committed at least 20 turnovers
- Auburn scored 62 points in the second half vs. Drake; the most in a half since 2008 and two points shy of a school record for points in a half
- Auburn trailed Indiana by 17 points in the fourth quarter before mounting a comeback for a 71-67 win on Nov. 27
- Auburn's 32 fourth-quarter points vs. Indiana were the most in a single period since women's basketball went to a four-quarter game in 2015-16
- The Tigers scored 31 points in both the third and fourth quarters vs. Drake
- Jannah McKay scored a career-high 28 points and helped force overtime vs. Virginia Tech (12/18); she followed that up with 25 points vs. Drake (12/21)
- Katie Frerking leads Auburn with 16.5 points/game; Brandy Montgomery is second with 15.5 points/game
- Frerking also leads Auburn in rebounds (7.8), assists (3.1) and steals (3.2)
- Frerking scored a career-high 30 points and had 11 rebounds at Louisiana Tech (12/14)
- Frerking has double-doubles in four games this year; she had two in her career entering the season
- Frerking leads the SEC and ranks among the nation's leaders with 3.1 steals per game
- Frerking had a career-high 7 steals in the win at N.C. A&T, then matched that with 7 vs. Indiana
- Montgomery scored 28 points in the comeback win over Indiana, including 16 in the fourth quarter and 10 straight over a 2-minute stretch to tie the game
- Auburn's 32-point win over North Carolina A&T was its largest margin of victory in a road game since Nov. 11, 2011 at Mercer (34 points; 77-43)
- Jessica Jones set career-highs in rebounds (8), steals (5) and blocks (4) in the first two games; she bettered her rebounding high with 11 against Drake and matched her blocks high with 4 vs. West Virginia

**Moving On Up (Auburn Career Milestone Watch) . . .**

- **Brandy Montgomery** is 12th in career scoring (1,417); needs 56 points to tie for 11th (Le'Coe Willingham, 1,475)
- **Brandy Montgomery** is 3rd in career 3-point attempts (588), needs 30 to tie for 2nd (Blanche Alverson, 618)
- **Brandy Montgomery** is 5th in career 3-point FG (168), needs 3 to tie for 4th (Natasha Brackett, 171)
- **Brandy Montgomery** is 5th in career FG attempts (1,467); needs 47 to tie for 4th (Natasha Brackett, 1,514)
- **Katie Frerking** is 8th in career 3-point FG (119), needs 30 to tie for 7th (Kristen Mulligan, 149)
- **Katie Frerking** is 10th in career steals (195); needs 7 to tie for 9th (Natasha Brackett, 202)
- **Katie Frerking** is tied for 16th in career assists (252) with Mae Ola Bolton, needs 2 to tie for 15th (Cindy Sagrera, 254)
- **Katie Frerking** is 26th in career rebounds (525), needs 47 to tie for 24th (Tyrese Tanner & Conswella Sparrow, 572)
- **Katie Frerking** needs 16 points for 1,000 in her career.

Inside the Numbers



CATEGORY	AUBURN	JACKSONVILLE
Points Per Game	66.7	71.0
Scoring Margin	+7.5	+10.9
Field Goal %	39.8%	43.1%
Opp. Field Goal %	40.1%	37.1%
3 pt Field Goal %	29.0%	38.0%
Opp. 3FG %	34.3%	31.5%
Rebounds	34.2	44.0
Opp. Rebounds	35.8	32.2
Rebound Margin	-1.6	+11.8
Turnovers	16.2	17.2
Opp. Turnovers	24.7	16.6
Steals	13.3	8.6
Opp. Steals	6.5	7.2
Blocks	2.9	4.3
Opp. Blocks	2.5	3.2

**INDIVIDUAL CATEGORY LEADERS**

Auburn	Jacksonville
Katie Frerking - 16.5	Sherranda Reddick - 20.1
Katie Frerking - 7.8	Kimberly Dawkins - 8.8
Katie Frerking - 3.1	Brandi Buie - 2.8
Katie Frerking - 3.2	Kimberly Dawkins - 1.8
Jessica Jones - 1.3	Kimberly Dawkins - 1.6
Katie Frerking - 34.2	Jasmyn Brown - 33.7
Katie Frerking - .452	Kayla Gordon - .512
Katie Frerking - .379	Sherranda Reddick - .465
Tiffany Lewis - .833	Christin Mercer - .721

**OPENING TIP**

» Auburn closes out non-conference play at home on Wednesday, Dec. 28, as the Jacksonville Dolphins visit Auburn Arena at 6 p.m.

» The Tigers enter Wednesday's game at 9-4, coming off a 1-1 week at the Tulane Classic in New Orleans. Auburn defeat Drake 85-80 before falling to Tulane 61-59.

» Jacksonville is 9-3 on the season. The Dolphins fell to North Carolina 87-57 in their last game.

**LAST TIME OUT**

» Auburn fought back from a 14-point third-quarter deficit but came up just short Thursday night in a 61-59 loss to Tulane in the championship game of the Tulane Classic.

» After a slow start, the Tigers (9-4) shot 51.8 percent in the second half and made a late charge to within one point midway through the fourth quarter, but Tulane (8-4) hit several clutch shots down the stretch to hold on for the win.

» Auburn was led by Katie Frerking, who scored all 15 of her points in the second half. She also led the Tigers with six rebounds and six steals. Jannah McKay shook off a slow start to finish with 13 points, and Brandy Montgomery added 11. Erica Sanders matched a career-high with four steals; the Tigers had 15 as a team. Frerking and McKay were named to the all-tournament team.

» After forcing just four Tulane turnovers in the first half, Auburn came away with 16 in the second half, turning the Green Wave's 20 turnovers into 27 points. But Tulane was able to control the offensive glass, pulling down 13 offensive rebounds and converting those into 11 points. Both teams made 22 field goals, and both teams made nine 3-pointers - matching a season-high for Auburn.

**UP NEXT**

» The Tigers open SEC play on New Year's Day as they travel to Gainesville, Fla., to face Florida at 1 p.m. CT.

**SERIES HISTORY**

» This is the second meeting between Auburn and Jacksonville. Auburn won the previous meeting on Dec. 22, 2012, in Auburn, 85-49.

**SCOUTING JACKSONVILLE**

» Jacksonville is 9-3 on the season and saw a seven-game winning streak snapped in their last

outing, a 87-57 neutral site loss to North Carolina. Three of the Dolphins' wins are against non-DI opponents, but JU's other two losses are to top-25 teams Florida State and South Florida.

» The Dolphins average 71.0 points per game and outscore their opponents by an average of 10.9 points. JU excels at rebounding, averaging 44.0 per game (22nd nationally), and getting to the free throw line with 273 FT attempts on the year (16th nationally).

» Sherranda Reddick is the nation's 22nd-leading scorer with 20.1 points/game to lead the Dolphins. She ranks fifth nationwide in 3-point FGs with 3.8 per game, and she is 25th in the nation in 3-point percentage (46.5%). Kimberly Dawkins leads JU in rebounds with 8.8.

» Jacksonville upset Florida Gulf Coast in the Atlantic Sun Championship Game last season to earn a berth to the NCAA Tournament. The Dolphins finished 22-11 overall, 11-3 in the ASun, and return four starters from that team.

**LAST MEETING: AUBURN 85, JU 49 (12/22/12)**

» Auburn picked up its seventh-straight win and 10th of the season with an 85-49 victory over Jacksonville Saturday at Auburn Arena. The Tigers improved to 10-2, while the Dolphins fell to 4-7.

» Despite not scoring, Najat Ouardad picked up one third of Auburn's assists, setting her career-high with nine.

» Tra'Cee Tanner led the Tigers in scoring and notched her first double-double with 21 points and 12 rebounds. Tanner shot 83 percent from the floor with a career-high 10 field goals made. She and her sister, Tyrese, combined for their best game of the season with 37 points and 15 rebounds. Tyrese Tanner tied her season high in field goals made, shooting 7-for-15 from the floor, to score 16.

**SCOUTING AUBURN**

» Auburn is 9-4 with one game remaining in non-conference play. All of Auburn's losses have come by five points or less, and the Tigers have had the ball with a chance to tie or take the lead in the final seconds of regulation in all four games.

» The Tigers are one of the nation's top teams in forcing turnovers with 24.7 per game (3rd in NCAA). Auburn is seventh in the nation in steals per game (13.3) and first nationwide in total steals (173). The Tigers lead the SEC and rank sixth in the nation in turnover margin (+8.5).

» Katie Frerking is Auburn's leading scorer

**PRESEASON ALL-SEC: BRANDY MONTGOMERY**

» Senior Brandy Montgomery was named preseason All-SEC Second Team by the league's coaches. Montgomery was Auburn's leading scorer in 2015-16, averaging 14.0 points per game.

**SEC STANDINGS & SCHEDULE***(thru games of Dec. 23)*

	SEC Games			All Games		
	W	L	Pct.	W	L	Pct.
Mississippi St.	0	0	.000	13	0	1.000
Alabama	0	0	.000	11	1	.917
South Carolina	0	0	.000	10	1	.909
Arkansas	0	0	.000	10	2	.833
LSU	0	0	.000	10	2	.833
Ole Miss	0	0	.000	10	2	.833
Vanderbilt	0	0	.000	10	2	.833
Kentucky	0	0	.000	9	3	.750
Texas A&M	0	0	.000	9	2	.750
Missouri	0	0	.000	10	4	.714
AUBURN	0	0	.000	9	4	.692
Florida	0	0	.000	8	4	.667
Tennessee	0	0	.000	7	4	.636
Georgia	0	0	.000	7	5	.583

**Wednesday, Dec. 28**

1 p.m. - Western Carolina at Georgia

1 p.m. - Prairie View A&M at Texas A&M

4 p.m. - Vanderbilt at Memphis

6 p.m. - Jacksonville at Auburn

6 p.m. - Southeastern Louisiana at Florida

6 p.m. - Alabama State at LSU

6 p.m. - Mississippi Valley State at Ole Miss

7 p.m. - Florida A&M at Alabama

7 p.m. - Houston Baptist at Arkansas

7 p.m. - Northwestern State at Mississippi State

**Thursday, Dec. 29**

6 p.m. - Kentucky at Duke

6 p.m. - UNCW at Tennessee

**Sunday, Jan. 1**

\*Noon - Georgia at Missouri

\*1 p.m. - Auburn at Florida

\*1 p.m. - Alabama at South Carolina

\*2 p.m. - LSU at Mississippi State

\*3 p.m. - Kentucky at Tennessee

\*4 p.m. - Arkansas at Ole Miss

**Monday, Jan. 2**

\*6 p.m. - Vanderbilt at Texas A&M

**Associated Press Top 25**

(Week 8: Dec. 26)

Rk	Team	Record	Prev
1	Connecticut (33)	11-0	1
2	Notre Dame	11-1	2
3	Baylor	11-1	3
4	Maryland	12-0	4
5	Mississippi State	13-0	5
6	South Carolina	10-1	6
7	Florida State	12-1	7
8	Louisville	12-2	8
9	Washington	12-1	9
10	UCLA	9-2	10
11	Miami	11-1	11
12	West Virginia	12-0	13
13	Stanford	9-2	14
14	Ohio State	10-4	12
15	Duke	11-1	17
16	Texas	6-4	16
17	Kentucky	9-3	18
18	Arizona State	9-2	21
19	Virginia Tech	12-0	23
20	Colorado	10-1	15
21	California	12-0	NR
22	Oregon State	10-1	25
23	South Florida	10-1	21
24	Oklahoma	9-3	20
25	Syracuse	9-4	19

**Also receiving votes:** DePaul, Kansas State, Oregon, Southern Cal, Gonzaga, Tennessee, Oklahoma State, Texas A&M, Utah, Northwestern, Ole Miss, Vanderbilt, Marquette, Green Bay, Clemson, Michigan, Georgetown, Boise State.

**USA TODAY Coaches' Top 25**

(Week 8 - Dec. 27)

Rk	Team	Record	Prev
1	Connecticut (32)	11-0	1
2	Notre Dame	11-1	2
3	Maryland	12-0	3
4	Baylor	11-1	4
5	Mississippi State	13-0	5
6	South Carolina	10-1	6
7	Florida State	12-1	7
8	Louisville	12-2	8
9	Washington	12-1	9
10	UCLA	9-2	10
11	Miami	11-1	11
12	West Virginia	12-0	12
13	Ohio State	10-4	13
14	Stanford	9-2	14
15	Oregon State	10-1	15
16	Texas	6-4	17
17	Duke	11-1	18
18	California	12-0	20
19	Arizona State	9-2	19
20	Virginia Tech	12-0	23
21	Syracuse	9-4	16
22	DePaul	8-4	22
23	Kentucky	9-3	24
24	Oklahoma	9-3	21
25	South Florida	10-1	25

**Also receiving votes:** Michigan State, Oklahoma State, Gonzaga, Green Bay, Michigan, Texas A&M, Northwestern, Utah, Tennessee, Colorado, Temple, Oregon, Tulane, Penn State, LSU.

with 16.5 points/game. She also leads the Tigers in rebounds (7.8), steals (3.2) and assists (3.1). Her 3.2 steals per game lead the SEC and rank 22nd in the nation. Frerking has posted all four of Auburn's double-doubles this season and had a career-high 30 points in a win at Louisiana Tech on Dec. 14.

» Brandy Montgomery is Auburn's second-leading scorer with 15.5 points/game. She was named to the preseason All-SEC Second Team by the league's coaches. She scored a season-high 28 points - 16 in the fourth quarter - to lead Auburn's comeback from a 17-point deficit against Indiana on Nov. 27.

» Junior forward Jessica Jones has been a force defensively for the Tigers, posting a career-high four blocks twice already this year and pulling down a career-high 11 rebounds vs. Drake. She leads the Tigers in blocks with 1.3/game. She also had five steals in the opener vs. Troy.

» Sophomore point guard Janiah McKay and junior forward Jazmine Jones are the Tigers' other two returning starters. McKay scored a career-high 28 points to lead Auburn's comeback against Virginia Tech, then scored 25 in a victory over Drake three days later. She contributed a career-high eight assists in a Dec. 11 win over Savannah State.

» Jones started all 33 games as a sophomore and had one of the best shooting percentages on the team, shooting 51.5% from the floor. She scored a season-high 10 points and had a career-high five steals vs. Drake on Dec. 21.

**COMEBACK KIDS**

» Auburn trailed Indiana by 17 points early in the fourth quarter on Nov. 27, but outscored the Hoosiers 32-14 in the final period to earn a 71-67 victory at home. Brandy Montgomery scored 16 points in that fourth quarter, including 10 straight at one point, to lead the Auburn comeback. Erica Sanders hit the go-ahead jumper with 50 seconds left to give Auburn the lead for good.

**BIG NUMBERS IN THE BIG EASY**

» After scoring just 23 points in the first half against Drake, the Tigers scored 62 in the second half, their highest-scoring half in eight years, to post an 85-80 win. It was the highest-scoring half since scoring 62 in the second half vs. Sam Houston State in 2008, and the Tigers came within two points of a school record for points in a half (64 vs. Jacksonville State, 1/19/99).

» Along with 87 points vs. Virginia Tech on Dec. 18, Auburn's 85 points vs. Drake gave it a two-game

scoring total of 172 points. That's the most points for Auburn in consecutive games since Nov. 15 & 18, 2012, when Auburn scored 80 vs Alabama State and 93 vs. Alabama A&M for 173 points over two games.

**WORKING OVERTIME**

» Auburn is 19-20 all-time in overtime games and 0-1 this season. Auburn fell to #24 Virginia Tech 92-87 in OT on Dec. 18. It was Auburn's first home overtime loss since 1986.

**GETTING DEFENSIVE**

» Through games of Dec. 23, Auburn is the nation's top team in total steals with 173 this season. The Tigers are averaging 13.3 steals per game (7th NCAA) and forcing 24.7 opponent turnovers per game (3rd NCAA). Auburn has forced six of 13 opponents into at least 25 giveaways this season and 11 of 13 into at least 20.

» Auburn has held all but two opponents thus far under their season scoring average, and six have been held 10 or more points below their average.

**AUBURN'S SCORING DEFENSE (Averages as of 12/23)**

Opponent	Season Avg.	vs. AU	Difference
Troy	86.3	52	-34.3
N.C. A&T	54.0	36	-18.0
East Carolina	69.4	52	-14.5
Ball State	69.3	40	-29.3
Marist	60.3	51	-9.3
West Virginia	82.0	56	-26.0
Indiana	82.7	67	-15.7
Kansas State	67.5	71	+3.5
Savannah State	49.7	46	-3.7
Louisiana Tech	69.9	66	-3.9
Virginia Tech	75.8	92*	+16.2
Drake	82.3	80	-2.3
Tulane	66.1	61	-5.1

\*overtime

**SHE'S FRERKING AWESOME**

» Through 13 games, senior Katie Frerking leads Auburn in four of five major categories: scoring (16.5 ppg), rebounds (7.8/game), assists (3.1) and steals (3.2).

» Frerking scored a career-high 30 points along with 11 rebounds in Auburn's win at Louisiana Tech (12/14). She was 9-14 from the field, 5-9 from 3-point range, and 7-8 at the free-throw line. She added 26 points vs. Drake (12/21) and now has four 20-point games this season and seven in her career.

**PLAYER TO WATCH: KATIE FRERKING**

» Senior Katie Frerking has recorded four double-doubles this season, and she is Auburn's leader in scoring, rebounds, assists and steals. She leads the SEC and ranks 23rd in the nation in steals (3.2/game).



» Frerking's effort at Louisiana Tech was Auburn's first 30-point game since Montgomery had 30 against Alabama in the 2015 regular-season finale (3/1/15).

### SEEING DOUBLE

» Auburn has four double-doubles so far in 2016-17, all from senior Katie Frerking.

» Frerking had three double-doubles in four games from Nov. 20-24. She had 10 points and 13 rebounds in a win at East Carolina (11/20), 13 points and 10 rebounds in Auburn's next game vs. Ball State (11/22), and 18 points and 10 rebounds in a close loss to No. 19 West Virginia (11/24).

» Frerking's fourth double-double came at Louisiana Tech on Dec. 14 when she scored a career-high 30 points and had 11 rebounds. It was Auburn's first double-double with 30 points scored since DeWanna Bonner had 32 points and 13 rebounds vs. Ole Miss on Feb. 5, 2009.

» The last Auburn player to have back-to-back double-doubles was Tra'Ce'e Tanner, who pulled off the feat against Florida Gulf Coast and Kentucky last season.

### CLUB PRESS STILL OPEN FOR BUSINESS

» Through 13 games, Auburn has forced an average of 24.7 opponent turnovers per game. That leads the SEC and ranks third in the nation.

» Auburn has forced 25+ turnovers in six games this year (38 vs. Troy; 27 at NC A&T; 30 at ECU, 27 vs. Ball State, 30 vs. Marist; 28 vs. Savannah State). The Tigers are 6-0 this season and 34-6 under Coach Flo when forcing 25+ turnovers.

» In Auburn's season opener vs. Troy, the Tigers forced the Trojans into 38 turnovers, which ranks fifth all-time in Auburn history. Auburn had 22 steals in the game, two shy of the school record.

» Indiana's 20 turnovers on Nov. 27 were a season-low for an Auburn opponent at the time, but the Tigers capitalized with a season-high 33 points off turnovers.

» Auburn forced Virginia Tech into a season-high 22 turnovers, turning that into 34 points. VT ranked 3rd in the nation for fewest turnovers coming into the game, averaging 11 per game.

» Auburn forced an average of 21.1 turnovers per game last season, which ranked 12th in the nation.

The Tigers were ninth nationally in steals, averaging 11.2 per game.

### TURNOVERS FORCED - ALL-TIME TOP 10

Date	Opponent	Turnovers	Result
12-17-00	Puerto Rico-Mayaguez	45	W, 106-25
2-14-95	Lynn	40	W, 107-25
12-29-03	Alabama A&M	39	W, 95-28
12-5-01	Tennessee State	39	W, 96-46
<b>11-11-16</b>	<b>Troy</b>	<b>38</b>	<b>W, 61-52</b>
12-22-11	Central Conn. State	37	W, 49-40
11-14-08	at Alabama A&M	37	W, 91-53
12-16-15	Winthrop	35	W, 76-33
1-6-88	Tuskegee	35	W, 105-44
11-24-90	Southern	34	W, 99-30

### STEALS - ALL-TIME TOP 10

Date	Opponent	Steals	Result
12-5-15	East Carolina	24	W, 83-69
12-5-01	Tennessee State	24	W, 96-46
12-21-04	Monmouth	23	W, 73-44
12-7-03	Buffalo	23	W, 82-32
12-17-00	Puerto Rico-Mayaguez	23	W, 106-25
<b>11-11-16</b>	<b>Troy</b>	<b>22</b>	<b>W, 61-52</b>
11-14-14	Troy	22	W, 71-54
12-29-12	Samford	22	W, 80-51

11-14-08	Alabama A&M	22	W, 91-53
1-25-16	Arkansas	21 (OT)	W, 71-60
12-29-03	Alabama A&M	21	W, 95-28

### ON THIS DATE

» Auburn is 8-3 all-time on Dec. 28. The Tigers' last game on this date was in 2010, an 84-45 win over Alabama A&M at home.

### IN DECEMBER

» Auburn is 225-55 all-time in the month of December (records begin in 1978-79 season, not all dates provided prior to or during that year).

» Under Coach Flo, the Tigers are 25-8 in December.

### TOUGH SCHEDULE

» In addition to the rigors of the Southeastern Conference, Auburn faces a non-conference schedule that includes as many as 10 opponents that advanced to postseason play in 2016.

» Auburn faces NCAA participants Troy, North Carolina A&T, West Virginia, Indiana, Kansas State and Jacksonville along with WNIT participants Ball State, Drake and Virginia Tech. The Tigers could also face Tulane, another WNIT team last year.

» A record nine SEC teams made the NCAA Tournament last season. Auburn will play nine games against those teams - two against South Carolina, one against the other seven NCAA teams - and twice against WNIT participant Alabama.

### SISTER ACT

» For the fifth-straight season, Auburn's roster features a sister combination as twin juniors Jazmine and Jessica Jones return for the Tigers.

» Other sister combinations to play together at Auburn include Tyrese (2010-14) and Tra'Ce'e Tanner (2012-16); Sherell (2004-09) and Reneisha Hobbs (2006-10), and Ruthie (1985-89) and Mae Ola Bolton (1984-88).

### NEW FACES

» Auburn welcomes five newcomers to the roster for 2016-17, with two freshmen, one sophomore and two juniors.

» Joining the Tigers to compete this season are freshman G Daisa Alexander (Decatur, Ga.); freshman G Tyra Johnson (Decatur, Ala.) and sophomore G Emari Jones (Chicago, Ill.). Ekiya Gray, a junior transfer from Blinn College, played in eight games before leaving Auburn.

» Junior C Justice Wright (Macon, Ga.) transferred to Auburn from Clemson during the offseason, but she will be ineligible for the 2016-17 season due to NCAA transfer rules.

» Junior G Sira Toure (Kennewick, Wash.) will be eligible to compete beginning with the second semester this season. She transferred to Auburn in January 2016.

### WELCOME TO THE FAMILY

» The Tigers signed Kiyae White (6-2, F, Macungie, Pa.), Abigail Jackson (6-3, F, Little Rock, Ark.) and Unique Thompson (6-3, F, Theodore, Ala.) in the early signing period, and all will begin competing at Auburn in the fall of 2017.

### BACK IN THE TOP 25

» At No. 23 in the Nov. 28 AP poll, Auburn was a ranked team for the first time since the final poll of the 2008-09 season, a span of 137 weeks of rankings since the last appearance.

## NCAA RPI Report (AU & Opponents)

(thru games of 12/23/16)

Rk	Team	Record	AU Result
3	South Carolina	9-1	--
5	Mississippi State	12-0	--
8	Kentucky	8-3	--
9	LSU	9-2	--
11	Virginia Tech	11-0	L
17	Tennessee	6-4	--
20	Kansas State	10-1	L
33	Drake	6-3	W
<b>40</b>	<b>AUBURN</b>	<b>8-3</b>	<b>--</b>
43	Texas A&M	8-2	--
53	Tulane	6-4	L
55	Missouri	9-3	--
58	Florida	7-3	--
62	Vanderbilt	10-1	--
70	Indiana	8-3	W
74	West Virginia	11-0	L
91	Arkansas	10-1	--
96	East Carolina	8-3	W
99	Georgia	7-3	--
105	Jacksonville	9-2	--
109	Ole Miss	9-2	--
118	Alabama	9-1	--
149	Troy	6-3	W
210	Louisiana Tech	5-4	W
242	Ball State	6-4	W
288	Marist	4-7	W
296	Savannah State	2-8	W
306	North Carolina A&T	2-8	W

## Auburn in the SEC Stats

(thru games of 12/22/16)

Category/Individual	SEC Rank
Scoring	66.7 (12th)
Katie Frerking	16.5 (8th)
Brandy Montgomery	15.5 (13th)
Janiah McKay	12.8 (26th)
Scoring Defense	59.2 (9th)
Free-Throw Pct.	71.0% (7th)
Katie Frerking	80.4% (8th)
Janiah McKay	76.1% (14th)
Field Goal Pct.	39.8% (14th)
Katie Frerking	45.2% (13th)
Opp. Field Goal Pct.	40.1% (12th)
3-Point FG Pct.	29.0% (11th)
Brandy Montgomery	27.8% (4th)
Opp. 3-Point FG Pct.	34.3% (14th)
Rebounds	34.2 (14th)
Katie Frerking	7.8 (9th)
Offensive Rebounds	12.9 (10th)
Jessica Jones	2.9 (10th)
Defensive Rebounds	21.2 (14th)
Katie Frerking	6.0 (5th)
Blocks	2.9 (11th)
Jessica Jones	1.3 (11th)
Katie Frerking	1.0 (15th)
Assists	12.6 (13th)
Steals	13.3 (1st)
Katie Frerking	3.2 (1st)
Brandy Montgomery	2.1 (8th)
Jazmine Jones	2.0 (9th)
Turnover Margin	+8.5 (1st)

## Auburn Career Scoring

No.	Player	Years	Points
1.	DeWanna Bonner	2005-09	2,162
2.	Becky Jackson	1980-84	2,068
3.	Vickie Orr	1985-89	2,035
4.	Marianne Merritt	1975-79	1,979
5.	Carolyn Jones	1988-91	1,831
6.	Natasha Brackett	2001-05	1,716
7.	Mae Ola Bolton	1984-88	1,616
8.	Alli Smalley	2007-11	1,601
9.	Angie Hannah	1978-82	1,583
10.	Tyrese Tanner	2010-14	1,515
11.	Le'Co'e Willingham	1999-03	1,475
12.	<b>Brandy Montgomery</b>	<b>2013-present</b>	<b>1,419</b>
13.	Lori Monroe	1979-83	1,415
14.	Tasha Hamilton	1997-01	1,402
15.	Sherell Hobbs	2005-09	1,372
16.	Linda Godby	1986-90	1,365
17.	Tra'Ce'e Tanner	2012-16	1,327
18.	Debra Larkin	1981-85	1,310
19.	C.C. Hayden	1989-92	1,306
20.	Conswella Sparrow	1997-00	1,249
21.	Blanche Alverson	2009-13	1,244
22.	Brenda Hill	1981-85	1,222
23.	Monique Morehouse	1992-96	1,191
24.	Lauretta Freeman	1989-93	1,188
25.	Hasina Muhammad	2001-15	1,184
	Sharon Stewart	1984-88	1,184
27.	Ruthie Bolton	1985-89	1,176
28.	Tiffany Krantz	1996-00	1,136
29.	Samantha Williams	1992-96	1,106
30.	KeKe Carrier	2005-10	1,017
--	<b>Katie Frerking</b>	<b>2013-present</b>	<b>986</b>

## Auburn Career Rebounding

No.	Player	Years	Rebounds
1.	Becky Jackson	1980-84	1,118
2.	DeWanna Bonner	2005-09	1,047
3.	Lori Monroe	1979-83	1,015
4.	Vickie Orr	1985-89	1,006
5.	Lauretta Freeman	1989-93	976
6.	Marianne Merritt	1975-79	972
7.	Le'Co'e Willingham	1999-03	927
8.	Monique Morehouse	1992-96	792
9.	Jordan Greenleaf	2006-11	761
	Charlene Thomas	1984-87	761
11.	Tra'Ce'e Tanner	2012-16	758
12.	Sharon Stewart	1984-88	757
13.	C.C. Hayden	1989-92	749
	Kendall Mago	1988-92	749
15.	Tasha Hamilton	1997-01	663
16.	Mae Ola Bolton	1984-88	653
17.	Marita Payne	2002-06	630
18.	Sherell Hobbs	2005-09	612
19.	Brenda Hill	1982-85	604
20.	Blanche Alverson	2009-13	602
21.	KeKe Carrier	2005-10	600
22.	Angie Hannah	1978-82	588
23.	Linda Godby	1986-90	580
24.	Tyrese Tanner	2010-14	572
	Conswella Sparrow	1997-00	572
26.	<b>Katie Frerking</b>	<b>2013-present</b>	<b>525</b>
27.	Diann McNeil	1984-88	498
28.	Samantha Williams	1991-96	495
29.	Hasina Muhammad	2011-15	494
30.	Ruthie Bolton	1985-89	490
--	<b>Brandy Montgomery</b>	<b>2013-present</b>	<b>421</b>

## Auburn Career Assists

No.	Player	Years	Assists
1.	Whitney Boddie	2005-09	603
2.	Rena'e Halbrooks	1978-82	593
3.	Helene Baroody	1983-87	587
4.	Kristen Mulligan	1992-96	551
5.	Ruthie Bolton	1985-89	526
6.	Martha Monk	1979-81	525
7.	Chantel Tremiere	1987-91	490
8.	Tiffany Krantz	1996-2000	414
9.	Debra Larkin	1981-85	386
10.	Samantha Williams	1991-96	323
11.	Nicole Louden	2001-05	311
12.	Alli Smalley	2007-11	303
13.	Morgan Toles	2009-11	267
14.	Najat Ouardad	2011-13	259
15.	Cindy Sagrera	1981-84	254
16.	Mae Ola Bolton	1984-88	252
	<b>Katie Frerking</b>	<b>2013-present</b>	<b>252</b>
18.	Nitasha Brown	2002-06	236
19.	DeWanna Bonner	2005-09	226
20.	Tasha Hamilton	1997-2001	219
21.	Angie Hannah	1978-82	214
22.	Lynn Stevenson	1987-91	212
23.	LaRita Spencer	1999-2001	209
24.	Terryland Robinson	1989-93	207
	Diann McNeil	1984-88	202
26.	Justine Agbatan	1995-98	201
27.	Nancy Derrick	2000-04	200
	Sherell Hobbs	2005-09	200
29.	Tamela McCorvey	2006-08	189
30.	Carolyn Jones	1988-91	187
--	<b>Brandy Montgomery</b>	<b>2013-present</b>	<b>161</b>

## Auburn Career Steals

No.	Player	Years	Steals
1.	Mae Ola Bolton	1985-88	282
2.	Kristen Mulligan	1993-96	253
3.	Ruthie Bolton	1986-89	246
4.	Debra Larkin	1982-85	242
5.	Helene Baroody	1984-87	240
6.	Sherell Hobbs	2005-09	231
7.	Hasina Muhammad	2011-15	223
8.	DeWanna Bonner	2005-09	208
9.	Natasha Brackett	2001-05	202
10.	<b>Katie Frerking</b>	<b>2013-present</b>	<b>195</b>

## Auburn Career 3-point Field Goals

No.	Player	Years	3FG
1.	Alli Smalley	2007-11	219
2.	Blanche Alverson	2009-13	213
3.	Tiffany Krantz	1996-00	184
4.	Natasha Brackett	2001-05	171
5.	<b>Brandy Montgomery</b>	<b>2013-present</b>	<b>168</b>
6.	Samantha Williams	1992-96	161
7.	Kristen Mulligan	1992-96	149
8.	<b>Katie Frerking</b>	<b>2013-present</b>	<b>119</b>
9.	Carolyn Jones	1988-91	103
10.	Shana Askew	1997-2001	94

## Auburn Career 3-pt FG Attempts

No.	Player	Years	3FG Att.
1.	Alli Smalley	2007-11	637
2.	Blanche Alverson	2009-13	618
3.	<b>Brandy Montgomery</b>	<b>2013-present</b>	<b>588</b>
4.	Natasha Brackett	2001-05	545
5.	Tiffany Krantz	1996-00	520
6.	Samantha Williams	1992-96	500
7.	<b>Katie Frerking</b>	<b>2013-present</b>	<b>414</b>
8.	Kristen Mulligan	1992-96	370
9.	Shana Askew	1997-2001	332
10.	Nitasha Brown	2002-06	271

## Auburn Career Field Goals

No.	Player	Years	FGM
1.	Becky Jackson	1980-84	864
	Vickie Orr	1985-89	864
3.	Marianne Merritt	1975-79	837
4.	DeWanna Bonner	2005-09	744
5.	Angie Hannah	1979-82	735
6.	Mae Ola Bolton	1984-88	697
7.	Carolyn Jones	1988-91	645
8.	Natasha Brackett	2001-05	641
9.	Alli Smalley	2007-11	599
10.	Linda Godby	1986-90	590
--	<b>Brandy Montgomery</b>	<b>2013-present</b>	<b>546</b>

## Auburn Career Field Goal Attempts

No.	Player	Years	FG Att.
1.	Marianne Merritt	1975-79	1,795
2.	DeWanna Bonner	2005-09	1,633
3.	Vickie Orr	1985-89	1,528
4.	Natasha Brackett	2001-05	1,514
5.	<b>Brandy Montgomery</b>	<b>2013-present</b>	<b>1,467</b>
6.	Alli Smalley	2007-11	1,452
7.	Becky Jackson	1980-84	1,435
8.	Angie Hannah	1979-82	1,396
9.	Mae Ola Bolton	1984-88	1,371
10.	Tyrese Tanner	2010-14	1,370

## Auburn Career Games Started

No.	Player	Years	Starts
1.	Vickie Orr	1985-89	128
2.	DeWanna Bonner	2005-09	126
3.	Debra Larkin	1981-85	119
4.	Kristen Mulligan	1992-96	118
	Le'Co'e Willingham	1999-04	118
6.	Tiffany Krantz	1996-00	116
7.	Alli Smalley	2007-11	115
8.	Jordan Greenleaf	2006-11	113
9.	Helene Baroody	1983-87	110
10.	Samantha Williams	1991-96	108
--	<b>Brandy Montgomery</b>	<b>2013-present</b>	<b>107</b>



## TIGERS' RECORD WHEN...

	2016-17	Under Coach Flo
At Home.....	3-1	46-21
On the Road.....	3-2	19-36
At a Neutral Site.....	3-1	15-8
When wearing white.....	4-1	46-18
When wearing orange.....	0-0	5-9
When wearing blue.....	5-3	25-36
When wearing pink.....	0-0	4-1
Leading at the half.....	7-0	63-11
Trailing at the half.....	2-4	14-50
Tied at the half.....	0-0	0-3
Scores 100+ points.....	0-0	0-0
Scores 90-99 points.....	0-0	3-0
Scores 80-89 points.....	1-1	16-1
Scores 70-79 points.....	3-0	26-4
Scores 60-69 points.....	3-1	24-10
Scores fewer than 60 points.....	2-2	13-48
Holds opponent to 41-50 points.....	1-0	19-1
Holds opponent to 31-40 points.....	2-0	6-0
Holds opponent to under 30 points.....	0-0	2-0
Force 25 or more turnovers.....	6-0	34-6
Shoots 50% FG or better.....	2-1	23-2
Shoots 40-49% FG.....	3-1	38-17
Shoots 39.9% or under FG.....	4-2	16-46
Holds opponent under 30% FG.....	1-0	20-2
Shoots higher FG% than opponent.....	5-0	68-15
Shoots lower FG% than opponent.....	4-4	12-46
Shoots same FG% as opponent.....	0-0	0-2
Shoots higher FT% than opponent.....	5-2	34-22
Shoots lower FT% than opponent.....	4-2	45-42
Shoots same FT% as opponent.....	0-0	0-1
Out-rebounds opponent.....	5-0	54-22
Out-rebounded by opponent.....	4-4	22-41
Tied in rebounds.....	0-0	3-1
Versus ranked opponent.....	0-2	4-30
In overtime.....	0-1	3-3
Games decided by 3 points or less.....	1-1	6-9
Games decided by 4-5 points.....	2-3	7-9
Games decided by 6-10 points.....	3-0	19-16
Games decided by 11-20 points.....	1-0	21-19
Games decided by 21-30 points.....	1-0	17-7
Games decided by 30+ points.....	1-0	9-4
On Television/Digital.....	3-2	26-38
In November.....	6-1	23-9
In December.....	3-3	24-8
In January.....	0-0	7-21
In February.....	0-0	14-15
In March.....	0-0	11-8

## 2016-17 Auburn Superlatives...

## First Half

Most points scored in the first quarter.....	22, vs. Troy (11/11/16)
Most points scored in the second quarter.....	28, at Louisiana Tech (12/14/16)
Most points scored in the first half.....	43, vs. Savannah State (12/11/16)
Fewest points scored in the first half.....	20, at Tulane (12/22/16)
Fewest points allowed in the first half.....	13, at North Carolina A&T (11/17/16)
Most points allowed in the first half.....	40, vs. Virginia Tech (12/18/16)
Best FG % in the first half.....	.600, at North Carolina A&T (11/17/16)
Worst FG % in the first half.....	.214, vs. West Virginia (11/24/16)
Best FG % by an opponent in the first half.....	.593, vs. Virginia Tech (12/18/16)
Worst FG % by an opponent in the first half.....	.167, at North Carolina A&T (11/17/16)
Most rebounds in the first half.....	22, vs. Ball State (11/22/16) and vs. Marist (11/23/16)
Fewest rebounds in the first half.....	9, vs. Virginia Tech (12/18/16)
Most rebounds by an opponent in the first half.....	25, vs. Troy (11/11/16)
Fewest rebounds by an opponent in the first half.....	10, at Kansas State (12/1/16)

## Second Half

Most points scored in the third quarter.....	31, vs. Drake (12/21/16)
Most points scored in the fourth quarter.....	32, vs. Indiana (11/27/16)
Most points scored in an overtime period.....	10, vs. Virginia Tech (12/18/16)
Most points scored in the second half.....	62, vs. Drake (12/21/16)
Fewest points scored in the second half.....	23, vs. Marist (11/23/16)
Fewest points allowed in the second half.....	17, vs. Ball State (11/22/16) & vs. Savannah State (12/11/16)
Most points allowed in the second half.....	39, at Louisiana Tech (12/14/16)
Best FG % in the second half.....	.581, vs. Drake (12/21/16)
Worst FG % in the second half.....	.267, vs. Marist (11/23/16)
Best FG % by an opponent in the second half.....	.556, vs. Drake (12/21/16)
Worst FG % by an opponent in the second half.....	.208, vs. Savannah State (12/11/16)
Most rebounds in the second half.....	23, vs. Troy (11/11/16)
Fewest rebounds in the second half.....	8, at Kansas State (12/1/16)
Most rebounds by an opponent in the second half.....	29, at Kansas State (12/1/16)
Fewest rebounds by an opponent in the second half.....	13, vs. Virginia Tech (12/18/16)

## Game

Most points scored.....	87, vs. Virginia Tech (12/18/16)
Fewest points scored.....	52, vs. Marist (11/23/16) and vs. West Virginia (11/24/16)
Most points allowed.....	92, vs. Virginia Tech (12/18/16)
Fewest points allowed.....	36, at North Carolina A&T (11/17/16)
Best FG %.....	.508, vs. Virginia Tech (12/18/16)
Worst FG %.....	.276, vs. West Virginia (11/24/16)
Best FG % by an opponent.....	.529, vs. Drake (12/21/16)
Worst FG % by an opponent.....	.255, at North Carolina A&T (11/17/16)
Most rebounds.....	42, at North Carolina A&T (11/17/16)
Fewest rebounds.....	26, at Kansas State (12/1/16) and vs. Virginia Tech (12/18/16)
Most rebounds by an opponent.....	49, vs. Troy (11/11/16)
Fewest rebounds by an opponent.....	27, at Louisiana Tech (12/14/16)

## Miscellaneous

Highest-scoring quarter.....	32, 4th quarter vs. Indiana (11/27/16)
Lowest-scoring quarter.....	8, 1st quarter at Louisiana Tech (12/14/16)
Highest-scoring opponent quarter.....	33, 4th quarter vs. Drake (12/21/16)
Lowest-scoring opponent quarter.....	5, 2nd quarter at North Carolina A&T (11/17/16)
Largest margin of victory.....	32, at North Carolina A&T (11/17/16)
Smallest margin of victory.....	1, vs. Marist (11/23/16)
Largest margin of defeat.....	5, at Kansas State (12/1/16) and vs. Virginia Tech (12/18/16)
Smallest margin of defeat.....	2, at Tulane (12/22/16)
Largest halftime lead.....	24, at North Carolina A&T (11/17/16)
Smallest halftime lead.....	4, vs. Troy (11/11/16) and vs. Ball State (11/22/16)
Last time tied at halftime.....	
Largest halftime deficit.....	10, at Tulane (12/22/16)
Smallest halftime deficit.....	1, vs. Indiana (11/27/16)
Largest rebounding margin.....	11, at Louisiana Tech (12/14/16)
Smallest rebounding margin.....	2, vs. Marist (11/23/16)
Last time tied in rebounding.....	
Opponent's largest rebounding margin.....	13, at Kansas State (12/1/16)
Opponents smallest rebounding margin.....	1, vs. Drake (12/21/16)
Largest deficit overcome to win game.....	17, vs. Indiana (11/27/16)

MISCELLANEOUS STATISTICS

Double-Doubles	Season	Career
Katie Frerking	4	6
Jazmine Jones	0	2
Brandy Montgomery	0	2

30+ Point Games	Season	Career
Katie Frerking	1	1
Brandy Montgomery	0	1

20+ Point Games	Season	Career
Katie Frerking	4	7
Brandy Montgomery	3	20
Janiah McKay	2	4
Jazmine Jones	0	1

10+ Rebound Games	Season	Career
Katie Frerking	4	6
Jazmine Jones	1	3
Jessica Jones	1	1
Brandy Montgomery	0	2

10+ Assist Games	Season	Career
------------------	--------	--------

5+ Steal Games	Season	Career
Katie Frerking	3	10
Jessica Jones	1	1
Jazmine Jones	1	2
Brandy Montgomery	0	3
Janiah McKay	0	1

5+ Block Games	Season	Career
----------------	--------	--------

GAMES LED AUBURN IN...

Scoring	Season	Career
Katie Frerking	6	13
Brandy Montgomery	5	30
Janiah McKay	2	6
Jazmine Jones	0	3
Khady Dieng	0	2

Rebounding	Season	Career
Katie Frerking	9	27
Jessica Jones	4	6
Jazmine Jones	1	6
Daisa Alexander	1	1
Emari Jones	1	1
Brandy Montgomery	0	6
Erica Sanders	0	1
Khady Dieng	0	1

Assists	Season	Career
Katie Frerking	7	29
Janiah McKay	7	17
Khady Dieng	2	8
Tyra Johnson	2	2
Brandy Montgomery	1	8
Jazmine Jones	1	6
Jessica Jones	1	1
Erica Sanders	0	1

(includes games where lead was shared)

2016-17 DOUBLE-DOUBLES

Katie Frerking (10 pts/13 rebs)	at ECU, 11/20
Katie Frerking (13 pts/10 rebs)	vs. Ball St., 11/22
Katie Frerking (18 pts/10 rebs)	vs. WVU, 11/24
Katie Frerking (30 pts/11 rebs)	at LA Tech, 12/14

Last Time an Auburn Team...

Scored 100 points	Auburn 119, Sam Houston State 54 (Dec. 5, 2008)
Scored 100 points in an SEC game	Auburn 102, Tennessee 96, SEC Tournament in Albany, Ga. (Mar. 6, 1987)
Scored 100 at Auburn	Auburn 119, Sam Houston State 54 (Dec. 5, 2008)
Scored 100 points and lost	Never
Scored 110 points	Auburn 119, Sam Houston State 54 (Dec. 5, 2008)
Scored 115 points	Auburn 119, Sam Houston State 54 (Dec. 5, 2008)
Scored at least 60 points in a half	<b>62 (2nd half) vs. Drake in New Orleans, La. (Dec. 21, 2016)</b>
Scored at least 30 points in a quarter	<b>31 (3rd &amp; 4th quarters) vs. Drake in New Orleans, La. (Dec. 21, 2016)</b>
Had 35+ rebound margin	36-Auburn 52, Alabama A&M 16 in Normal, Ala. (Nov. 19, 2013)
Had 25+ rebound margin	36-Auburn 52, Alabama A&M 16 in Normal, Ala. (Nov. 19, 2013)
Had 20+ rebound margin	20-Auburn 43, FGCU 23 in Fort Myers, Fla. (Dec. 30, 2015)
Attempted 35 free throws	35-vs. Florida A&M in Auburn, Ala. (Nov. 28, 2009)
Attempted 40 free throws	41-vs. Alabama State in Auburn, Ala. (Nov. 15, 2006)
Attempted 5 free throws or less	4 - at Kentucky in Lexington, Ky. (Jan. 17, 2016)
Did not attempt a free throw	Never
Made 30 free throws	31 - vs. Northwestern State (31-43) (Dec. 30, 2003)
Had 25 assists	26 - vs. Southeastern Louisiana (Dec. 4, 2014)
Had 25 turnovers	26 - at Florida (Feb. 28, 2016)
Had 10 turnovers or less	<b>9 - at Kansas State in Manhattan, Kan. (Dec. 1, 2016)</b>
Had 25+ steals	Never
Had 20-24 steals	<b>22 - vs. Troy in Auburn, Ala. (Nov. 11, 2016)</b>
Had 15-19 steals	<b>15 - at Tulane in New Orleans, La. (Dec. 22, 2016)</b>
Had 10-14 blocks	10 - vs. Old Dominion in Auburn, Ala. [WNIT] (March 24, 2014)
Had 15+ blocks	15 - at Florida International in Miami, Fla. (Dec. 29, 2014)
Won an overtime game	Auburn 71, Arkansas 60 [1OT] in Auburn, Ala. (Jan. 24, 2016)
Lost an overtime game	<b>Virginia Tech 92, Auburn 87 [1OT] in Auburn, Ala. (Dec. 18, 2016)</b>
Played a double overtime game	Auburn 70, Alabama 65 [2OT] in Auburn, Ala. (Feb. 27, 2014)
Played three or more overtimes	Never
Shot 70% for a half	70.6% (24-of-34) vs. Florida A&M in Auburn, Ala. (Dec. 15, 2013)
Shot 60% for a game	vs. Alabama (61.8%, 34-55) (Jan. 22, 2009)
Shot less than 30% for a game	<b>27.6% (16-of-58) vs. West Virginia in Savannah, Ga. (Nov. 24, 2016)</b>
Shot 90% from the free throw line (minimum 10 attempts)	(10-10) vs. Mississippi State (Feb. 3, 2008)
Shot 50% from 3-point line (minimum 5 attempts)	(4-of-8, 50%) at Alabama in Tuscaloosa, Ala. (Feb. 7, 2016)
Shot 20-30% in a half	<b>21.4% (6-of-28), 1st half, vs. West Virginia in Savannah, Ga. (Nov. 24, 2016)</b>
Shot less than 20% in a half	19.4% (6-of-31), 2nd half, vs. Arkansas in Auburn, Ala. (Feb. 15, 2015)
Shot 55% or better and lost	58.1%, (25-of-43) vs. Tennessee, (Jan. 20, 2005)
Made at least 10 3-point field goals	11-of-27 vs. Winthrop in Auburn, Ala. (Dec. 16, 2015)
Failed to make a 3-point field goal	0-of-9 vs. Missouri in Auburn, Ala. (Feb. 21, 2016)
Had at least 60 rebounds	61 vs. Stephen F. Austin in Auburn, Ala. (Dec. 17, 2007)
Had at least 50 rebounds	57 - at Marquette in Milwaukee, Wis. (Dec. 13, 2015)
Scored less than 10 points in a quarter	<b>9 (1st quarter) at Tulane in New Orleans, La. (Dec. 21, 2016)</b>
Scored less than 20 points in a 1st half	16 points vs. South Carolina [SEC] in Jacksonville, Fla. (March 4, 2016)
Scored less than 20 points in a 2nd half	18 points vs. Missouri [SEC] in Jacksonville, Fla. (March 3, 2016)
Scored 41-50 points in a game	48 points vs. South Carolina [SEC] in Jacksonville, Fla. (March 4, 2016)
Scored less than 40 points in a game	30 points at Georgia in Athens, Ga. (Jan. 28, 2016)
Scored 25 points or less	25 - vs. Mercer (1971)

Last Time an Auburn Player...

Scored 40 points	41-Conswella Sparrow vs. South Alabama (Feb. 17, 1998)
Scored 35 points	35-DeWanna Bonner vs. Tennessee (Jan. 25, 2009)
Scored 30 points	<b>30-Katie Frerking at Louisiana Tech in Ruston, La. (Dec. 14, 2016)</b>
Attempted 25 field goals	28-Brandy Montgomery at Marquette in Milwaukee, Wis. (Dec. 13, 2015)
Attempted a slam dunk	Hasina Muhammad vs. St. John's in Auburn, Ala. (Dec. 6, 2013)
Recorded a double-double	<b>Katie Frerking (30 pts/11 rebs) at Louisiana Tech in Ruston, La. (Dec. 14, 2016)</b>
Recorded a double-double with points and assists	Najat Ouardad (14 points/11 assists) vs. Samford in Auburn, Ala. (Dec. 29, 2012)
Recorded consecutive double-doubles	<b>Katie Frerking (10 pts/13 rebs) at East Carolina in Greenville, N.C. (Nov. 20, 2016)</b>
Recorded three consecutive double-doubles	Tyrese Tanner (26 pts/11 reb) vs. Alabama (Feb. 27, 2014)
Two players recorded a double-double	(20 pts/11 reb) at Ole Miss (March 2, 2014); (16 pts/12 reb) vs. Ole Miss [SEC] (March 6, 2014)
Two players recorded a double-double	Tra'Ce'e Tanner (13 pts/12 rebs) and Brandy Montgomery (24 pts, 12 rebs) at Marquette in Milwaukee, Wis. (Dec. 13, 2015)
Had a double-double at halftime	DeWanna Bonner (14 pts./10 rebs.) vs. Ole Miss (Mar. 6, 2009)
Recorded a triple-double	Whitney Boddie (24 pts./11 rebs./12 asst.) vs. Sam Houston State (Dec. 5, 2008)
Had 10 assists	11 - Kiani Parker at Vanderbilt (Feb. 13, 2014)
Had 15 assists	18-Martha Monk vs. Alabama State (Feb. 18, 1981)
Had 10 blocks	13- Marita Payne vs. Arkansas (Feb. 3, 2005)
Had 5 blocks	5 - Hasina Muhammad at Kentucky (Jan. 8, 2015)
Had 5 steals	<b>Katie Frerking (6) at Tulane in New Orleans, La. (Dec. 22, 2016)</b>
Had 15 rebounds	19 - Tra'Ce'e Tanner at FGCU in Fort Myers, Fla. (Dec. 30, 2015)
Had 20 rebounds	20-Monique Morehouse at LSU (Feb. 4, 1995)
Made 15 field goals	15-Conswella Sparrow (15-16) vs. South Alabama (Feb. 17, 1998)
Made 5 three-point field goals	<b>5 - Katie Frerking at Louisiana Tech in Ruston, La. (Dec. 14, 2016)</b>
Two players scored 20 points	<b>Katie Frerking (26) and Janiah McKay (25) vs. Drake in New Orleans, La. (Dec. 21, 2016)</b>
Two players scored 30 points	Laticia Morris (33 points) & Tara Williams (30 points) vs. South Alabama (Jan. 14, 1997)
Back-to-back 25-point games	<b>Janiah McKay 28 pts. vs. Virginia Tech in Auburn, Ala. (Dec. 18, 2016)</b>
	<b>&amp; 25 pts. vs. Drake in New Orleans, La. (Dec. 21, 2016)</b>
No players scored in double figures	at Georgia in Athens, Ga. (Jan. 28, 2016)
Only one player scored in double figures	<b>Brandy Montgomery (16 points) vs. Marist in Savannah, Ga. (Nov. 23, 2016)</b>

**SEC PRESEASON POLL (Media Vote)****Order of Finish**

1. South Carolina
2. Mississippi State
3. Tennessee
4. Kentucky
5. Florida
6. Texas A&M
7. Auburn
8. Missouri
9. Vanderbilt
10. Georgia
11. Arkansas
12. LSU
13. Alabama
14. Ole Miss

**Player of the Year**

A'ja Wilson, South Carolina

**All-SEC Team**

Makayla Epps, Kentucky  
 Victoria Vivians, Mississippi State  
 Alaina Coates, South Carolina  
 A'ja Wilson, South Carolina  
 Diamond DeShields, Tennessee

**SEC PRESEASON POLL (Coaches' Vote)****Order of Finish**

1. South Carolina
2. Mississippi State
3. Tennessee
4. Florida
5. Kentucky
6. Auburn
7. Missouri
8. Texas A&M
9. Vanderbilt
10. Arkansas
11. LSU
12. Georgia
13. Alabama
14. Ole Miss

**Player of the Year**

A'ja Wilson, South Carolina

**All-SEC First Team**

Jessica Jackson, Arkansas  
 Ronni Williams, Florida  
 Makayla Epps, Kentucky  
 Victoria Vivians, Mississippi State  
 Sophie Cunningham, Missouri  
 A'ja Wilson, South Carolina  
 Alaina Coates, South Carolina  
 Diamond DeShields, Tennessee

**All-SEC Second Team**

Brandy Montgomery, Auburn  
 Elenna Christinaki, Florida  
 Shandricka Sessom, Ole Miss  
 Dominique Dillingham, Mississippi State  
 Morgan William, Mississippi State  
 Mercedes Russell, Tennessee  
 Marqu'es Webb, Vanderbilt

Five players scored in double figures..... Montgomery (20), Frerking (12), Muhammad (12), Dieng (10), Petithomme (10)  
 ..... at Florida International (Dec. 29, 2014)  
 Six players scored in double figures..... Carrier (19 pts.), Bonner (18 pts.), Smalley (16 pts.), Boddie (13 pts.),  
 ..... R. Hobbs (13 pts.), Hilliard (13 pts.) & S. Hobbs (10 pts.) vs. Sam Houston State (Dec. 5, 2008)  
 Seven players scored in double figures..... Carrier (19 pts.), Bonner (18 pts.), Smalley (16 pts.), Boddie (13 pts.),  
 ..... R. Hobbs (13 pts.), Hilliard (13 pts.) & S. Hobbs (10 pts.) vs. Sam Houston State (Dec. 5, 2008)  
 Scored 20 points & had 20 rebounds..... Laretta Freeman (30 pts/21 rebs.) vs. Alabama, (Feb. 17, 1993)  
 Two players had 10 rebounds..... Tra'Cee Tanner (12) and Brandy Montgomery (12) at Marquette (Dec. 13, 2015)  
 Three players had 10 rebounds ..... Jordan Greenleaf (12 rebs.), DeWanna Bonner (12 rebs.) & Whitney Boddie (10 rebs.)  
 .....vs. Oakland (Nov. 21, 2007)  
 Played every minute..... Jordan Greenleaf (40 mins.) vs. Florida in Duluth, Ga. [SEC] (Mar. 4, 2010)  
**Played more than 40 minutes..... Jessica Jones (41) vs. Virginia Tech in Auburn, Ala. (Dec. 18, 2016)**

**Last Time an Auburn Opponent...**

Shot less than 30% in a game (SEC)..... Florida - 25.5% (13-of-51) in Gainesville, Fla. (Feb. 28, 2016)  
**Shot less than 30% in a game (Non-conf) ..... North Carolina A&T - 25.5% (14-of-55) in Greensboro, N.C. (Nov. 17, 2016)**  
 Shot 60% in a game..... Vanderbilt - 60.4% in Nashville, Tenn. [SEC] (Mar. 5, 2004)  
 Scored 100 points ..... Georgia 102, Auburn 72 in Athens, Ga. (Mar. 3, 1984)  
 Scored 100 points at Auburn..... Tuskegee 105, Auburn 98 (20T) (Feb. 12, 1979)  
 Scored 100 points and Lost..... Never  
 Scored 110 points ..... Never  
 Had 25+ rebound margin..... Never  
 Had a 20+ rebound margin..... 21 - Vanderbilt (38-17) in Auburn, Ala. (Feb. 4, 2016)  
**Scored less than 10 points in a quarter..... 9 - Louisiana Tech (3rd quarter) in Ruston, La. (Dec. 14, 2016)**  
 Scored less than 10 points in all four quarters ..... Winthrop (9-8-8-8) in Auburn, Ala. (Dec. 16, 2015)  
**Scored less than 20 points in a 1st half..... 13 - North Carolina A&T in Greensboro, N.C. (Nov. 17, 2016)**  
**Scored less than 20 points in a 2nd half..... 17 - Savannah State in Auburn, Ala. (Dec. 11, 2016)**  
 Had 50 rebounds ..... 51 - at Alabama in Tuscaloosa, Ala. (Jan. 24, 2013)  
 Had 25 assists..... 25 - by Florida International in Miami, Fla. (Dec. 19, 1993)  
**Had 25-29 turnovers ..... 28 - Savannah State in Auburn, Ala. (Dec. 11, 2016)**  
**Had 30-34 turnovers ..... 30 - East Carolina in Greenville, N.C. (Nov. 20, 2016)**  
**Had 35+ turnovers..... 38 - Troy in Auburn, Ala. (Nov. 11, 2016)**  
 Had 15 steals..... 15 - East Carolina in Auburn, Ala. (Dec. 5, 2015)  
 Had 10 blocks ..... 11 - at Baylor [NCAA] in Waco, Texas (March 20, 2016)  
 Failed to make a 3-point field goal ..... LSU (0-6) in Baton Rouge, La. (Feb. 1, 2016)  
 Attempted 35 free throws ..... 35 - by Florida in Gainesville, Fla. (Feb. 28, 2016)  
 Made 30 free throws ..... 30 - by Arkansas (Jan. 22, 1995)  
**Made 10 three-point field goals ..... 12 - Virginia Tech in Auburn, Ala. (Dec. 18, 2016)**  
 Made 15 three-point field goals ..... 18 - Missouri in Columbia, Mo. (Jan. 6, 2013)  
**Scored 41-50 points in a game..... 46 - Savannah State in Auburn, Ala. (Dec. 11, 2016)**  
**Scored 31-40 points in a game..... 40 - Ball State in Savannah, Ga. (Nov. 22, 2016)**  
 Scored 30 points or less..... 26 - Georgia in Athens, Ga. (Feb. 22, 2015)  
 Scored 25 points or less..... 25 - by Puerto Rico Mayaguez (Dec. 17, 2000)  
 Scored 11 points or less ..... 11-by Montevallo (1973) and 11-by Jeff Davis (1973)

**Last Time an Opposing Player...**

Scored 30+ points (non-conference) ..... 30 - Nina Davis of Baylor [NCAA] in Waco, Texas (March 20, 2016)  
 Scored 30+ points (SEC) ..... 33 - Morgan Eye of Missouri in Columbia, Mo. (Jan. 6, 2013)  
 Scored 35+ points ..... 38 - Lindsay Shearer of Kent State in Kent, Ohio (Nov. 20, 2005)  
 Attempted 25 field goals ..... 27 - Jantel Lavender (9-27) of Ohio State (Nov. 23, 2008)  
 Scored 20 points & had 20 rebounds ..... Young of Baylor in the Women's NIT Championship Game, (20 pts./25 rebs.) (Apr. 4, 2003)  
**Two players scored 20 points ..... Sidney Cook (23) and Vanessa Panousis (20) of Virginia Tech in Auburn, Ala. (Dec. 18, 2016)**  
 Three players scored 20 points ..... by LSU in Baton Rouge, Chatman (22 pts), Johnson (21 pts) & Lowery (20 pts) (Jan. 12, 1991)  
 Five players scored in double figures ..... Lorenzen (10), Needles (11), Lewis (10), Williams (11), Copeland (12) of Florida (Jan. 4, 2015)  
 Six players scored in double figures..... Williams (10), Lewis (13), Bonds (18), Peoples (10), Miller (12), Svete (12) of Florida (Jan. 26, 2014)  
**Recorded a double-double ..... Regan Magarity (12 pts/10 reb) & Chanette Hicks (18 pts/13 ast) of Virginia Tech (Dec. 18, 2016)**  
 Recorded a double-double with points and assists..... Chanette Hicks (18 pts/13 ast) of Virginia Tech (Dec. 18, 2016)  
 Recorded a triple-double..... Ceira Ricketts (14 pts./13 rebs./12 asst.) of Arkansas (Jan. 18, 2009)  
**Two players recorded a double-double . Regan Magarity (12 pts/10 reb) & Chanette Hicks (18 pts/13 ast) of Virginia Tech (Dec. 18, 2016)**  
**Committed 10+ turnovers ..... 13 - Caitlyn Ramirez of Troy in Auburn, Ala. (Nov. 11, 2016)**  
 Committed 15 turnovers..... 15 - Andrea Thomas of Hofstra in Auburn, Ala. (Dec. 9, 2012)  
 Had 15-19 rebounds ..... 16 - by Shante Evans of Hofstra in Auburn, Ala. (Dec. 9, 2012)  
**Had 20+ rebounds..... 20 - Caitlyn Ramirez of Troy in Auburn, Ala. (Nov. 11, 2016)**  
**Had 10 assists ..... 13 - Chanette Hicks of Virginia Tech in Auburn, Ala. (Dec. 18, 2016)**  
 Had 15 assists ..... 16 - Cindy McMahan of Alabama-Huntsville (Nov. 24, 1980)  
 Had 5 blocks..... 5-Whitney Knight of FCCU in Fort Myers, Fla. (Dec. 30, 2015)  
 Had 10 blocks ..... Never  
**Had 5 steals..... 5 - Sammie Bachrodt of Drake in New Orleans, La. (Dec. 21, 2016)**  
 Made 15 field goals ..... 15-Chamique Holdsclaw (15-21) of Tennessee (Feb. 1, 1998)  
 Made 10 3-point field goals..... 11 - Morgan Eye (11-18) of Missouri in Columbia, Mo. (Jan. 6, 2013)

**2016-17 Auburn Individual Highs...****First Half**

Points.....	14, Brandy Montgomery vs. Troy (11/11/16)
Field Goals Made.....	5, 3x; last, Katie Frerking at Kansas State (12/1/16)
Field Goal Attempts.....	10, 3x; last, Brandy Montgomery vs. Indiana (11/27/16)
3-Point Field Goals Made .....	4, Katie Frerking vs. West Virginia (11/24/16)
3-Point Field Goal Attempts .....	7, 2x; last, Brandy Montgomery at Louisiana Tech (12/14/16)
Free Throws Made .....	4, Janiah McKay vs. West Virginia (11/24/16)
Free Throws Attempted .....	6, Jazmine Jones vs. Troy (11/11/16)
Rebounds .....	8, Katie Frerking vs. Ball State (11/22/16)
Assists .....	6, Janiah McKay vs. Savannah State (12/11/16)
Blocked Shots.....	2, 3x; last, Katie Frerking vs. Drake (12/21/16)
Steals .....	5, Katie Frerking at N.C. A&T (11/17/16)

**Second Half**

Points.....	21, Katie Frerking at Louisiana Tech (12/14/16)
Field Goals Made.....	6, 4x; last, Katie Frerking vs. Drake (12/21/16)
Field Goal Attempts.....	14, Brandy Montgomery vs. Troy (11/11/16)
3-Point Field Goals Made .....	4, Katie Frerking at Louisiana Tech (12/14/16)
3-Point Field Goal Attempts .....	8, Brandy Montgomery at Kansas State (12/1/16)
Free Throws Made .....	9, Janiah McKay vs. Drake (12/21/16)
Free Throws Attempted .....	12, Janiah McKay vs. Drake (12/21/16)
Rebounds .....	8, Katie Frerking at East Carolina (11/20/16)
Assists .....	3, 6x; last, Janiah McKay vs. Drake (12/21/16)
Blocked Shots.....	3, Jessica Jones vs. West Virginia (11/24/16)
Steals .....	6, Katie Frerking at Tulane (12/22/16)

**Game**

Points.....	30, Katie Frerking at Louisiana Tech (12/14/16)
Field Goals Made.....	11, Janiah McKay vs. Virginia Tech (12/18/16)
Field Goal Attempts.....	22, Brandy Montgomery vs. Troy (11/11/16)
3-Point Field Goals Made .....	5, 2x; last, Katie Frerking at Louisiana Tech (12/14/16)
3-Point Field Goal Attempts ....	12, 2x; last, Brandy Montgomery at Kansas State (12/1/16)
Free Throws Made .....	7, Katie Frerking at Louisiana Tech (12/14/16)
Free Throws Attempted .....	8, 3x; last, Janiah McKay vs. Virginia Tech (12/18/16)
Rebounds .....	13, Katie Frerking at East Carolina (11/20/16)
Assists .....	8, Janiah McKay vs. Savannah State (12/11/16)
Blocked Shots.....	4, 2x; last, Jessica Jones vs. West Virginia (11/24/16)
Steals .....	7, 2x; last, Katie Frerking vs. Indiana (11/27/16)

**2016-17 Auburn Team Highs...****First Half**

Points.....	43 vs. Savannah State (12/11/16)
Field Goals Made.....	18, 2x; last vs. Savannah State (12/11/16)
Field Goal Attempts.....	35, 2x; last vs. Marist (11/23/16)
3-Point Field Goals Made .....	5, 3x; last vs. Virginia Tech (12/18/16)
3-Point Field Goal Attempts .....	19 at Louisiana Tech (12/14/16)
Free Throws Made .....	12 vs. West Virginia (11/24/16)
Free Throws Attempted .....	16 vs. West Virginia (11/24/16)
Rebounds .....	22, 2x; last vs. Marist (11/23/16)
Assists .....	11 vs. Savannah State (12/11/16)
Blocked Shots.....	3 vs. Troy (11/11/16)
Steals .....	14 at N.C. A&T (11/17/16)

**Second Half**

Points.....	62 vs. Drake (12/21/16)
Field Goals Made.....	18 vs. Drake (12/21/16)
Field Goal Attempts.....	37 vs. Troy (11/11/16)
3-Point Field Goals Made .....	6 at Kansas State (12/1/16)
3-Point Field Goal Attempts .....	19 at Kansas State (12/1/16)
Free Throws Made .....	21 vs. Drake (12/21/16)
Free Throws Attempted .....	30 vs. Drake (12/21/16)
Rebounds .....	23 vs. Troy (11/11/16)
Assists .....	11 vs. Drake (12/21/16)
Blocked Shots.....	3, 5x; last at Tulane (12/22/16)
Steals .....	12 at Tulane (12/22/16)

**Game**

Points.....	87 vs. Virginia Tech (12/18/16)
Field Goals Made.....	33 vs. Virginia Tech (12/18/16)
Field Goal Attempts.....	69 vs. Troy (11/11/16)
3-Point Field Goals Made .....	9, 2x; last at Tulane (12/22/16)
3-Point Field Goal Attempts .....	30 at Kansas State (12/1/16)
Free Throws Made .....	23 vs. Drake (12/21/16)
Free Throws Attempted .....	34 vs. Drake (12/21/16)
Rebounds .....	42 at N.C. A&T (11/17/16)
Assists .....	19 vs. Savannah State (12/11/16)
Blocked Shots.....	6 vs. Troy (11/11/16)
Steals .....	22 vs. Troy (11/11/16)
Turnovers Forced.....	38 vs. Troy (11/11/16)

**Specialty Statistics (Auburn-Opponent)**

Opponent	Bench Points	Points in the Paint	Points off Turnovers	Second Chance Points	Fast Break Points
vs. Troy	9-20	28-10	25-15	7-5	20-2
at North Carolina A&T	17-7	36-12	26-10	11-12	19-5
at East Carolina	16-11	20-24	32-11	16-4	4-6
vs. Ball State	10-13	12-18	20-11	7-9	2-0
vs. Marist	14-5	20-2	21-11	12-10	0-0
vs. West Virginia	8-14	18-22	14-8	5-3	2-0
vs. Indiana	7-22	28-24	33-15	6-5	10-6
at Kansas State	15-25	22-32	20-7	12-16	9-2
vs. Savannah State	28-15	24-14	37-11	10-14	4-0
at Louisiana Tech	18-15	22-24	21-15	28-12	6-10
vs. Virginia Tech	7-13	30-32	34-15	14-16	2-6
vs. Drake	9-18	32-40	34-19	17-7	10-6
at Tulane	9-13	18-18	27-21	3-11	4-4

**Lead-Deficit Comparison**

Opponent	Largest Lead	Largest Deficit	Lead Changes	Ties	Result
vs. Troy	14 (4th, 0:33)	2 (1st, 9:51)	5	2	W, 61-52
at North Carolina A&T	33 (4th, 1:17)	3 (1st, 9:51)	3	2	W, 68-36
at East Carolina	18 (3rd, 2:08)	--	0	2	W, 61-52
vs. Ball State	21 (4th, 6:13)	3 (2nd, 4:06)	6	5	W, 54-40
vs. Marist	10 (2nd, 7:09)	2 (1st, 9:09)	3	2	W, 52-51
vs. West Virginia	1 (4th, 8:04)	14 (2nd, 8:35)	2	4	L, 52-56
vs. Indiana	4 (4th, 0:27)	17 (4th, 9:49)	3	5	W, 71-67
at Kansas State	10 (2nd, 9:09)	6 (3rd, 2:42)	8	3	L, 66-71
vs. Savannah State	32 (4th, 5:38)	--	0	0	W, 75-46
at Louisiana Tech	20 (3rd, 0:02)	7 (1st, 7:00)	1	0	W, 76-66
vs. Virginia Tech	4 (2nd, 5:19)	11 (1st, 2:29)	10	5	(OT) L, 87-92
vs. Drake	18 (4th, 6:01)	8 (2nd, 7:35)	6	5	W, 85-80
at Tulane	3 (1st, 9:11)	14 (3rd, 5:29)	7	0	L, 59-61

**Scoring Breakdown**

(Percentage of total points in parentheses)

Opponent	Front Court	Back Court	Sr.	Jr.	So.	Fr.	Starters	Bench
vs. Troy	25 (40.9)	36 (59.1)	36	8	15	0	52	9
at North Carolina A&T	33 (48.5)	35 (51.5)	33	21	12	2	51	17
at East Carolina	22 (36.0)	39 (64.0)	22	17	19	3	45	16
vs. Ball State	22 (40.7)	32 (59.3)	33	7	11	3	44	10
vs. Marist	20 (38.5)	32 (61.5)	26	18	8	0	38	14
vs. West Virginia	27 (51.9)	25 (48.1)	22	11	17	0	44	8
vs. Indiana	27 (38.0)	44 (62.0)	49	3	14	5	64	7
at Kansas State	33 (50.0)	33 (50.0)	35	8	23	0	51	15
vs. Savannah State	27 (36.0)	48 (64.0)	31	23	12	9	47	28
at Louisiana Tech	45 (59.2)	31 (40.8)	42	17	5	12	58	18
vs. Virginia Tech	32 (36.8)	55 (63.2)	35	21	28	3	80	7
vs. Drake	39 (45.9)	46 (54.1)	38	21	25	1	76	9
at Tulane	28 (47.5)	31 (52.5)	26	14	15	4	50	9

**Comparison Statistics (Auburn/Opponent)**

Opponent	1st	2nd	Score	Mar	Total FG	FG Pct	3-Pointers	3FG Pct	Free Throws	FT Pct	Reb.	Mar	Assist	TO	Bk	Stl	Fouls
Troy	36/32	25/20	61-52	+9	22-69/18-57	.319/.316	5-24/8-29	.208/.276	12-21/8-11	.571/.727	40/49	(9)	15/11	23/38	6/2	22/12	21/25
N.C. A&T	37/13	31/23	68-36	+32	27-54/14-55	.500/.255	5-15/5-26	.333/.192	9-17/3-8	.529/.375	42/34	+8	15/8	21/27	5/1	18/9	14/18
East Carolina	28/20	33/32	61-52	+9	20-59/18-39	.339/.462	6-22/5-11	.273/.455	15-20/11-18	.750/.611	37/31	+6	8/14	18/30	1/3	16/8	23/22
Ball State	27/23	27/17	54-40	+14	21-59/16-47	.356/.340	5-21/5-14	.238/.357	7-11/3-6	.636/.500	39-34	+5	10/9	17/27	2/4	9/5	14/17
Marist	29/20	23/31	52-51	+1	20-65/13-42	.308/.310	4-22/10-26	.182/.385	8-14/15-16	.571/.938	39/37	+2	13/9	18/30	1/4	17/4	22/14
West Virginia	28/31	24/25	52-56	(4)	16-58/20-52	.276/.385	5-20/6-16	.250/.375	15-20/10-17	.750/.588	39/42	(3)	7/11	14/22	4/5	11/4	18/21
Indiana	30/31	41/36	71-67	+4	24-55/21-52	.436/.404	5-21/8-25	.238/.320	18-22/17-22	.818/.773	27/34	(7)	11/15	13/20	4/2	11/7	23/23
Kansas State	32/34	34/37	66-71	(5)	23-62/24-51	.371/.471	8-30/6-19	.267/.316	12-14/17-26	.857/.654	26/39	(13)	12/17	9/16	2/1	13/1	23/14
Savannah State	43/29	32/17	75-46	+29	28-56/17-50	.500/.340	8-20/8-21	.400/.381	11-13/4-6	.846/.667	30-32	(2)	19/10	16/28	3/2	15/10	7/14
Louisiana Tech	36/27	40/39	76-66	+10	24-57/23-53	.421/.434	9-29/7-21	.310/.333	19-24/13-16	.792/.813	38/27	+11	14/17	16/17	1/3	8/6	20/22
Virginia Tech	37/40	40/37	87-92	(5)	33-65/33-63	.508/.524	7-17/12-27	.412/.444	14-19/14-17	.737/.824	26/37	(11)	14/19	15/22	0/2	5/5	23/21
Drake	23/29	62/51	85-80	+5	28-62/27-51	.452/.529	6-20/4-13	.300/.308	23-34/22-32	.676/.688	34/35	(1)	15/16	14/24	4/1	13/9	25/26
Tulane	20/30	39/31	59-61	(2)	22-53/22-51	.415/.431	9-22/9-23	.409/.391	6-9/8-11	.667/.727	27/34	(7)	11/13	16/20	5/3	15/4	20/10

**Game-by-Game Leaders**

	<b>Points</b>	<b>Rebounds</b>	<b>Assists</b>	<b>Steals</b>	<b>Blocked Shots</b>
vs. Troy	22-Brandy Montgomery	9-Katie Frerking	3-(Three players)	5-Jessica Jones	3-Katie Frerking
at North Carolina A&T	18-Brandy Montgomery	8-Jessica Jones	5-Katie Frerking	7-Katie Frerking	4-Jessica Jones
at East Carolina	17-Janiah McKay	13-Katie Frerking	3-Frerking/Montgomery	4-Brandy Montgomery	1-Katie Frerking
vs. Ball State	15-Brandy Montgomery	10-Katie Frerking	5-Katie Frerking	2-Montgomery/McKay	2-Jessica Jones
vs. Marist	16-Brandy Montgomery	10-Jazmine Jones	3-Frerking/McKay	3-(four players)	1-Katie Frerking
vs. West Virginia	18-Katie Frerking	10-Katie Frerking	2-McKay/T. Johnson	4-Erica Sanders	4-Jessica Jones
vs. Indiana	28-Brandy Montgomery	7-Katie Frerking	4-Khady Dieng	7-Katie Frerking	1-(four players)
at Kansas State	22-Katie Frerking	6-Katie Frerking	4-Katie Frerking	3-Jaz. Jones/Montgomery	2-Katie Frerking
vs. Savannah State	22-Brandy Montgomery	5-(four players)	8-Janiah McKay	4-Jaz. Jones/Frerking	2-Jessica Jones
at Louisiana Tech	30-Katie Frerking	11-Katie Frerking	5-Janiah McKay	3-Jazmine Jones	1-Jessica Jones
vs. Virginia Tech	28-Janiah McKay	6-Jessica Jones	3-(three players)	2-Khady Dieng	(none)
vs. Drake	26-Katie Frerking	11-Jessica Jones	3-Jaz. Jones/McKay	5-Jazmine Jones	4-Katie Frerking
at Tulane	15-Katie Frerking	6-Katie Frerking	4-Tyra Johnson	6-Katie Frerking	3-Jessica Jones

**2016-17 Starting Lineups**

	<b>Point Guard (1)</b>	<b>Wing (2)</b>	<b>Wing (3)</b>	<b>Wing (4)</b>	<b>Post (5)</b>
vs. Troy	Janiah McKay	Brandy Montgomery	Jazmine Jones	Katie Frerking	Jessica Jones
at North Carolina A&T	Janiah McKay	Brandy Montgomery	Jazmine Jones	Katie Frerking	Jessica Jones
at East Carolina	Janiah McKay	Brandy Montgomery	Jazmine Jones	Katie Frerking	Jessica Jones
vs. Ball State	Janiah McKay	Brandy Montgomery	Jazmine Jones	Katie Frerking	Jessica Jones
vs. Marist	Janiah McKay	Brandy Montgomery	Jazmine Jones	Katie Frerking	Jessica Jones
vs. West Virginia	Janiah McKay	Brandy Montgomery	Jazmine Jones	Katie Frerking	Jessica Jones
vs. Indiana	Janiah McKay	Brandy Montgomery	Jazmine Jones	Katie Frerking	Jessica Jones
at Kansas State	Janiah McKay	Brandy Montgomery	Jazmine Jones	Katie Frerking	Jessica Jones
vs. Savannah State	Janiah McKay	Brandy Montgomery	Jazmine Jones	Katie Frerking	Jessica Jones
at Louisiana Tech	Janiah McKay	Brandy Montgomery	Jazmine Jones	Katie Frerking	Jessica Jones
vs. Virginia Tech	Janiah McKay	Brandy Montgomery	Jazmine Jones	Katie Frerking	Jessica Jones
vs. Drake	Janiah McKay	Brandy Montgomery	Jazmine Jones	Katie Frerking	Jessica Jones
at Tulane	Janiah McKay	Brandy Montgomery	Jazmine Jones	Katie Frerking	Jessica Jones

**Record by Starting Lineup**

McKay, Montgomery, Ja Jones, Frerking, Je Jones  
 ..... 9-4 (.692)



# Terri

# WILLIAMS-FLOURNOY

Head Coach

Fifth Season at Auburn • 13th as a Head Coach • 25th Season in coaching

Hampton, Va. • Penn State, 1991

- Led Auburn to 19 or more wins in three of her first four years
- In four years, has had three players selected to All-SEC teams
- Auburn has forced an average of 20.0+ turnovers per game under Coach Flo
- Led Auburn to the postseason in three of her first four seasons, advancing to WNIT Quarterfinals in 2013 and Third Round in 2014, along with NCAA Tournament in 2016
- Advanced her teams to the postseason in seven out of her last eight years as head coach
- Picked up her 200th career head coaching victory Dec. 5, 2015 at home vs. East Carolina
- Recorded her 400th career win as a collegiate coach in Auburn's 68-58 win over Hofstra on Dec. 9, 2012
- Tallied her 500th win as a player, assistant coach and head coach with 84-66 win over Western Kentucky in 2013 WNIT Second Round
- Picked up first SEC win in 50-47 win over #23 Arkansas in 2013
- Earned second win over ranked opponent at Auburn and snapped 21-game skid to #16 Vanderbilt with 68-62 win in Nashville on Feb. 13, 2014
- Picked up first top-10 win with a 66-61 victory over #7 Kentucky on Jan. 3, 2016
- Has 222 wins as a head coach and 251 as an assistant for a .626 winning percentage over 25 years as a collegiate coach
- Has been part of six conference championships and 19 post-season appearances as an assistant and head coach
- 2010 Black Coaches Association Coach of the Year
- Served as an assistant coach for Team USA that won a gold medal at the 2011 World University Games in Shenzhen, China
- Coached teams to 12 NCAA Tournament appearances, nine as an assistant and three as a head coach
- Has coached 22 players that have gone on to the professional ranks, including seven in the WNBA
- As an assistant, helped coach Georgia to an NCAA Final Four appearance and two NCAA Elite Eight appearances
- Coached three Georgetown players to three all-conference honors and one All-America award
- Has a 561-318 record as a head coach, assistant coach and player
- Helped coach Georgetown to a Big East title in 1992
- As an assistant coach at Southwest Missouri State, helped the team to two straight NCAA Tournaments and two consecutive Missouri Valley Conference Tournament titles

<b>All-time record as player and coach:</b>	<b>562-320 (.638)</b>	<b>29 seasons</b>
<b>Record as collegiate player:</b>	<b>88-36 (.709)</b>	<b>4 seasons</b>
<b>Record as collegiate coach:</b>	<b>474-284 (.626)</b>	<b>25 seasons</b>
<b>Record as collegiate assistant coach:</b>	<b>251-116 (.684)</b>	<b>12 seasons</b>
<b>SEC Record as an assistant coach:</b>	<b>130-45 (.742)</b>	<b>6 seasons</b>
<b>Record as collegiate head coach:</b>	<b>223-169 (.569)</b>	<b>13 seasons</b>
<b>Record as Auburn head coach:</b>	<b>80-65 (.552)</b>	<b>5 seasons</b>

## Williams-Fournoy Year-by-Year

### Penn State, Player (1987-91)

Year	Record	Conf.	Other Information
1987-88	20-13	11-7	NCAA Second Round
1988-89	14-14	12-6	
1989-90	25-7	15-3	NCAA Second Round
1990-91	29-2	17-1	NCAA Second Round

### Georgetown, Assistant Coach (1992-96)

Year	Record	Conf.	Other Information
1992-93	23-7	15-3	Big East Champions NCAA Sweet 16
1993-94	12-15	6-12	
1994-95	11-17	6-12	
1995-96	12-15	7-11	

### Georgia, Assistant Coach (1996-2002)

Year	Record	Conf.	Other Information
1996-97	25-6	11-1	SEC Champions NCAA Elite Eight
1997-98	17-11	8-6	NCAA First Round
1998-99	27-7	9-5	NCAA Final Four
1999-2000	32-4	13-1	SEC Champions NCAA Elite Eight
2000-01	27-6	11-3	SEC Tournament Champions NCAA Second Round
2001-02	19-11	6-8	NCAA First Round

### Southwest Missouri State, Assistant Coach (2002-04)

Year	Record	Conf.	Other Information
2002-03	18-13	11-7	MVC Tournament Champions NCAA First Round
2003-04	28-4	16-2	Missouri Valley Champions MVC Tournament Champions NCAA First Round

### Georgetown, Head Coach (2004-12)

Year	Record	Conf.	Other Information
2004-05	12-16	7-9	
2005-06	10-17	3-13	
2006-07	13-16	3-13	
2007-08	15-14	5-11	
2008-09	20-14	7-9	WNIT Quarterfinals
2009-10	26-7	13-3	NCAA Second Round
2010-11	24-11	9-7	NCAA Sweet 16
2011-12	23-9	11-5	NCAA Second Round

### Auburn, Head Coach (2012-present)

Year	Record	Conf.	Other Information
2012-13	19-15	5-11	WNIT Quarterfinals
2013-14	19-15	7-9	WNIT Third Round
2014-15	13-18	3-13	
2015-16	20-13	8-8	NCAA Second Round
2016-17	9-4		





# Khady DIENG

# #40

Senior • Guard • 5-10

Dakar, Senegal

Gatewood (Ga.) School

- Missed Savannah State & Louisiana Tech games with injury (12/11); returned vs. Virginia Tech (12/18)
- Matched season-high with 4 assists in win over Indiana (11/27)
- Season-high 5 points in win over Ball State at Savannah Invitational (11/22)
- 2 points, 3 rebounds, 2 steals, 2 assists in opening night win over Troy (11/11)
- Tried out for Senegal National Team in summer of '16; named alternate for 2016 Rio Olympics
- Played in 29 games, starting 14 as a junior; missed four games with injury suffered at Marquette (12/13)
- Scored a career-high 16 points in WNIT first-round win over Furman (3/20/14)
- Originally from Dakar, Senegal, she moved to Georgia prior to her junior year of high school
- Is first Auburn women's basketball player from Senegal and second from Africa (Crispina Correia, Cape Verde)

Opponent	Start	Min.	FG-A	3PT-A	FT-A	O-D-T	PF	Ast.	TO	Blk.	Stl.	Pts.
TROY		20	1-4	0-1	0-0	0-3-3	2	2	0	1	2	2
at North Carolina A&T		14	0-3	0-0	0-0	0-4-4	1	4	1	0	2	0
at East Carolina		5	1-2	0-1	0-0	0-4-4	0	0	0	0	0	2
vs. Ball State		11	2-2	1-1	0-0	0-0-0	1	1	0	0	1	5
vs. Marist		17	1-3	0-0	0-0	0-0-0	1	2	3	0	2	2
vs. West Virginia		5	0-2	0-0	0-0	0-0-0	0	0	2	0	0	0
INDIANA		12	0-5	0-2	0-0	0-1-1	2	4	1	1	0	0
at Kansas State		10	1-3	0-1	0-0	0-0-0	1	2	0	0	0	2
SAVANNAH STATE						--DNP-INJURED--						
at Louisiana Tech						--DNP-INJURED--						
VIRGINIA TECH		15	0-2	0-0	0-0	0-2-2	3	3	1	0	2	0
vs. Drake		9	0-1	0-1	0-0	0-0-0	0	0	1	0	0	0
at Tulane		4	0-0	0-0	0-0	1-0-1	0	0	0	1	0	0
JACKSONVILLE												
at Florida												
SOUTH CAROLINA												
OLE MISS												
at Vanderbilt												
TENNESSEE												
KENTUCKY												
at Missouri												
at Alabama												
MISSISSIPPI STATE												
at Texas A&M												
at South Carolina												
GEORGIA												
at Ole Miss												
ALABAMA												
LSU												
at Arkansas												

### DIENG CAREER STATISTICS

Year	GP-GS	FG-FGA	Pct	3FG-FGA	Pct	FT-FTA	Pct	O-D-T (Reb.)	Avg	PF	FO	Ast	TO	Blk	Stl	Pts	Avg
2013-14	27-0	29-79	.367	10-42	.238	17-19	.895	21-18-39	1.4	21	0	16	25	1	18	85	3.1
2014-15	31-26	56-175	.320	16-69	.232	15-31	.484	36-49-85	2.7	74	3	46	60	2	45	143	4.6
2015-16	29-14	27-85	.318	4-28	.143	18-22	.818	12-38-50	1.7	58	0	52	63	9	34	76	2.6
2016-17	11-0	6-27	.222	1-7	.140	0-0	.000	1-14-15	1.4	11	0	18	9	3	9	13	1.2
<b>TOTAL</b>	<b>98-40</b>	<b>118-366</b>	<b>.322</b>	<b>31-146</b>	<b>.212</b>	<b>50-72</b>	<b>.694</b>	<b>70-119-189</b>	<b>1.9</b>	<b>164</b>	<b>3</b>	<b>132</b>	<b>157</b>	<b>15</b>	<b>106</b>	<b>317</b>	<b>3.2</b>

### SEASON HIGHS

Points		
5	vs. Ball State	11/22/16
Rebounds		
4	2x; last at East Carolina	11/20/16
Assists		
4	2x; last vs. Indiana	11/27/16
Blocks		
1	3x; last at Tulane	12/22/16
Steals		
2	4x; last vs. Virginia Tech	12/18/16
Field Goals		
2	vs. Ball State	11/22/16
Field Goal Attempts		
5	vs. Indiana	11/27/16
3-Point Field Goals		
1	vs. Ball State	11/22/16
3-Point FG Attempts		
2	vs. Indiana	11/27/16
Free Throws		
Free Throw Attempts		

### CAREER HIGHS

Points		
16	vs. Furman	3/20/14
Rebounds		
8	at Arkansas	1/29/15
Assists		
5	3x; last vs. Alabama	1/14/16
Blocks		
2	at Kentucky	1/17/16
Steals		
4	twice, last vs. Grambling St.	11/17/14
Field Goals		
6	vs. SMU	12/21/14
Field Goal Attempts		
13	vs. Troy	11/14/14
3-Point Field Goals		
2	6x, last at St. John's	12/20/14
3-Point FG Attempts		
8	vs. Troy	11/14/14
Free Throws		
6	vs. Furman	3/20/14
Free Throw Attempts		
6	vs. Furman	3/20/14



# Katie FRERKING

# #13

Senior • Guard/Forward • 6-1

Johns Creek, Ga.

Wesleyan School

- Needs just 16 points for 1,000 in her career
- Career-high 30 points and 11 rebounds for fourth double-double of season at Louisiana Tech (12/16)
- Three other double-doubles this season - 10 pts/13 rebs at East Carolina (11/20); 13/10 vs. Ball State (11/22); 18/10 vs. West Virginia (11/24)
- Led team with 22 points, 6 rebounds, 4 assists, 2 blocks at Kansas State (12/1)
- Matched career-high with 7 steals along with 21 points and 7 rebounds in comeback win over Indiana (11/27)
- Had two career double-doubles coming into the season; now has six
- Named to all-tournament teams at Savannah Invitational and Tulane Classic
- Led SEC in steals as a junior (2.5/game); season high of six three times (vs. Winthrop; vs. East Carolina; vs. Arkansas)
- SEC Player of the Week after double-double (18 pts/10 rebs) in win over Florida (2/14) and 17-point effort in win at Ole Miss (2/11)
- Career-high 26 points (10-16 FG, 4-6 3FG), 6 steals in win over East Carolina (12/5); had matched previous career-high (15) by end of first quarter

Opponent	Start	Min.	FG-A	3PT-A	FT-A	O-D-T	PF	Ast.	TO	Blk.	St.	Pts.
TROY	*	33	4-12	2-5	2-2	1-8-9	0	3	3	3	3	12
at North Carolina A&T	*	29	6-8	0-0	3-4	1-5-6	1	5	0	1	7	15
at East Carolina	*	34	4-14	1-6	1-2	5-8-13	2	3	1	1	3	10
vs. Ball State	*	35	4-11	2-6	1-1	0-10-10	1	5	5	0	0	13
vs. Marist	*	30	2-8	1-4	3-6	2-5-7	2	3	3	1	2	8
vs. West Virginia	*	33	6-18	5-9	1-2	2-8-10	3	1	1	0	3	18
INDIANA	*	37	8-13	0-4	5-6	1-6-7	2	3	2	1	7	21
at Kansas State	*	36	7-16	2-6	6-6	3-3-6	4	4	0	2	2	22
SAVANNAH STATE	*	31	4-10	1-5	0-0	1-4-5	0	4	1	0	4	9
at Louisiana Tech	*	37	9-14	5-9	7-8	5-6-11	2	2	5	0	0	30
VIRGINIA TECH	*	40	7-17	1-2	0-0	0-5-5	3	3	4	0	1	15
vs. Drake	*	34	10-16	2-4	4-4	1-5-6	2	2	1	4	3	26
at Tulane	*	36	4-11	3-6	4-5	1-5-6	2	2	2	0	6	15

**JACKSONVILLE**

- at Florida
- SOUTH CAROLINA**
- OLE MISS**
- at Vanderbilt
- TENNESSEE**
- KENTUCKY**
- at Missouri
- at Alabama
- MISSISSIPPI STATE**
- at Texas A&M
- at South Carolina
- GEORGIA**
- at Ole Miss
- ALABAMA**
- LSU**
- at Arkansas

**SEASON HIGHS**

Points	30	at Louisiana Tech	12/14/16
Rebounds	13	at East Carolina	11/20/16
Assists	5	at North Carolina A&T	11/17/16
Blocks	4	vs. Drake	12/21/16
Steals	7	2x; last vs. Indiana	11/27/16
Field Goals	10	vs. Drake	12/21/16
Field Goal Attempts	18	vs. West Virginia	11/24/16
3-Point Field Goals	5	2x; last at Louisiana Tech	12/14/16
3-Point FG Attempts	9	2x; last at Louisiana Tech	12/14/16
Free Throws	7	at Louisiana Tech	12/14/16
Free Throw Attempts	8	at Louisiana Tech	12/14/16

**CAREER HIGHS**

Points	30	at Louisiana Tech	12/14/16
Rebounds	13	at East Carolina	11/20/16
Assists	8	2x; last vs. Coppin State	12/19/15
Blocks	4	vs. Drake	12/21/16
Steals	7	2x; last vs. Indiana	11/27/16
Field Goals	10	2x; last vs. Drake	12/21/16
Field Goal Attempts	18	vs. West Virginia	11/24/16
3-Point Field Goals	5	3x; last at Louisiana Tech	12/14/16
3-Point FG Attempts	12	vs. South Carolina	1/21/16
Free Throws	7	4x; last at Louisiana Tech	12/14/16
Free Throw Attempts	10	vs. Vanderbilt	2/4/16

**FRERKING CAREER STATISTICS**

Year	GP-GS	FG-FGA	Pct	3FG-FGA	Pct	FT-FTA	Pct	O-D-T (Reb.)	Avg	PF	FO	Ast	TO	Blk	Stl	Pts	Avg
2013-14	34-5	61-168	.363	29-96	.302	16-22	.727	29-53-82	2.4	55	0	43	32	9	28	167	4.9
2014-15	31-22	84-223	.377	20-95	.211	30-40	.750	41-134-175	5.6	57	0	67	50	14	45	218	7.0
2015-16	33-33	138-357	.387	45-157	.287	64-91	.703	33-134-167	5.1	67	1	102	70	13	81	385	11.7
2016-17	13-13	76-168	.452	25-66	.379	37-46	.804	23-78-101	7.8	24	0	40	28	13	41	214	16.5
<b>TOTAL</b>	<b>111-73</b>	<b>359-916</b>	<b>.392</b>	<b>119-414</b>	<b>.287</b>	<b>147-199</b>	<b>.739</b>	<b>126-399-525</b>	<b>4.7</b>	<b>201</b>	<b>1</b>	<b>252</b>	<b>180</b>	<b>39</b>	<b>195</b>	<b>984</b>	<b>8.9</b>



# Brandy MONTGOMERY

# #10

Senior • Guard • 5-10

Port St. Lucie, Fla.

Lincoln Park Academy

**Named to 2016-17 Preseason All-SEC Second Team by league's coaches**

- Led Auburn with 22 points in 22 minutes vs. Savannah State (12/11)
- Scored season-high 28 points, including 16 in 4th quarter, to lead comeback win over Indiana (11/27)
- Led Tigers in scoring in first two games: 22 points on opening night vs. Troy (11/11), 18 points at North Carolina A&T (11/17)
- Auburn's leading scorer the last two seasons: 14.0 ppg in 2015-16; 12.7 ppg in 2014-15
- Opened SEC play with 27-point game against #7 Kentucky; had crucial off. rebound and made 4 straight FTs to ice game (1/3)
- Scored 1,000th career point vs. Kentucky (1/3)
- Career-high 30 points in 2014-15 regular-season finale vs. Alabama (3/1); most by Auburn player in SEC game since 2013
- Named to 2014 SEC All-Freshman Team; was the fourth-highest scoring freshman in the SEC

Opponent	Start	Min.	FG-A	3PT-A	FT-A	O-D-T	PF	Ast.	TO	Blk.	St.	Pts.
TROY	*	26	8-22	3-12	3-3	2-2-4	1	2	1	0	3	22
at North Carolina A&T	*	23	7-13	2-6	2-2	1-3-4	2	0	2	0	2	18
at East Carolina	*	25	3-9	1-4	3-4	2-0-2	1	3	4	0	4	10
vs. Ball State	*	29	7-21	1-6	0-0	0-3-3	0	2	1	0	2	15
vs. Marist	*	26	7-19	1-7	1-2	2-1-3	2	2	2	0	3	16
vs. West Virginia	*	18	2-9	0-4	0-0	1-1-2	0	0	1	0	0	4
INDIANA	*	35	9-20	4-9	6-8	1-4-5	1	0	2	0	2	28
at Kansas State	*	31	4-18	3-12	0-0	3-2-5	1	2	2	0	3	11
SAVANNAH STATE	*	22	9-15	2-5	2-2	0-1-1	0	1	0	0	2	22
at Louisiana Tech	*	31	5-14	1-8	1-2	3-2-5	0	2	3	0	1	12
VIRGINIA TECH	*	37	8-15	4-10	0-0	1-1-2	1	1	2	0	1	20
vs. Drake	*	20	4-11	2-7	2-2	1-1-2	2	1	0	0	2	12
at Tulane	*	29	4-9	3-7	0-0	0-2-2	2	2	2	0	2	11

## JACKSONVILLE

at Florida

## SOUTH CAROLINA

## OLE MISS

at Vanderbilt

## TENNESSEE

## KENTUCKY

at Missouri

at Alabama

## MISSISSIPPI STATE

at Texas A&amp;M

at South Carolina

## GEORGIA

at Ole Miss

## ALABAMA

## LSU

at Arkansas

## SEASON HIGHS

## Points

28 vs. Indiana 11/27/16

## Rebounds

5 3x; last at Louisiana Tech 12/14/16

## Assists

3 at East Carolina 11/20/16

## Blocks

## Steals

4 at East Carolina 11/20/16

## Field Goals

9 2x; last vs. Savannah St. 12/11/16

## Field Goal Attempts

22 vs. Troy 11/11/16

## 3-Point Field Goals

4 2x; last vs. Virginia Tech 12/18/16

## 3-Point FG Attempts

12 2x; last at Kansas State 12/1/16

## Free Throws

6 vs. Indiana 11/27/16

## Free Throw Attempts

8 vs. Indiana 11/27/16

## CAREER HIGHS

## Points

30 vs. Alabama 3/1/15

## Rebounds

12 at Marquette 12/13/15

## Assists

7 vs. Grambling State 11/17/14

## Blocks

1 4x; last vs. Arkansas 1/24/16

## Steals

8 vs. East Carolina 12/5/15

## Field Goals

11 vs. Kentucky 1/3/16

## Field Goal Attempts

28 at Marquette 12/13/15

## 3-Point Field Goals

6 3x; last vs. George Mason 12/23/15

## 3-Point FG Attempts

16 at Marquette 12/13/15

## Free Throws

8 vs. East Carolina 12/5/15

## Free Throw Attempts

10 vs. East Carolina 12/5/15

## MONTGOMERY CAREER STATISTICS

Year	GP-GS	FG-FGA	Pct	3FG-FGA	Pct	FT-FTA	Pct	O-D-T (Reb.)	Avg	PF	FO	Ast	TO	Blk	Stl	Pts	Avg
2013-14	33-32	137-378	.362	50-175	.286	51-73	.699	35-97-132	4.0	59	0	55	79	0	28	375	11.4
2014-15	31-29	155-406	.382	37-128	.289	33-49	.673	40-80-120	3.9	39	0	33	66	3	36	380	12.3
2015-16	33-33	177-488	.363	54-188	.287	55-71	.775	24-105-129	3.9	46	0	55	95	1	59	463	14.0
2016-17	13-13	77-195	.395	27-97	.278	20-25	.800	17-23-40	3.1	13	0	18	22	0	27	201	15.5
<b>TOTAL</b>	<b>110-107</b>	<b>546-1467</b>	<b>.372</b>	<b>168-588</b>	<b>.286</b>	<b>159-218</b>	<b>.729</b>	<b>116-305-421</b>	<b>3.8</b>	<b>157</b>	<b>0</b>	<b>161</b>	<b>262</b>	<b>4</b>	<b>150</b>	<b>1419</b>	<b>12.9</b>



# Bria JOHNSON

# #2

Junior • Guard • 5-8

Baton Rouge, La.

Episcopal HS

- Made first field goal of season and scored two points vs. Drake (12/21)
- Scored two points and had two rebounds, one assist and one steal in 7 minutes vs. Savannah State (12/11)
- Made first appearance of season at North Carolina A&T (11/17); has played in four games in 2016-17
- Appeared in nine games as a sophomore
- Appeared in seven games for Auburn as a freshman
- Had one rebound vs. Coppin State (12/19/15)
- Made collegiate debut vs. Grambling State, scored 2 points (11/17/14)

Opponent	Start	Min.	FG-A	3PT-A	FT-A	O-D-T	PF	Ast.	TO	Blk.	Stl.	Pts.
TROY						--DNP--						
at North Carolina A&T		1	0-0	0-0	0-0	0-0-0	0	0	0	0	0	0
at East Carolina						--DNP--						
vs. Ball State		1	0-1	0-0	0-0	0-0-0	0	0	0	0	0	0
vs. Marist						--DNP--						
vs. West Virginia						--DNP--						
INDIANA						--DNP--						
at Kansas State						--DNP--						
SAVANNAH STATE		7	0-1	0-0	2-2	0-2-2	0	1	0	0	1	2
at Louisiana Tech						--DNP--						
VIRGINIA TECH						--DNP--						
vs. Drake		3	1-1	0-0	0-0	0-0-0	3	0	0	0	0	2
at Tulane						--DNP--						
JACKSONVILLE												
at Florida												
SOUTH CAROLINA												
OLE MISS												
at Vanderbilt												
TENNESSEE												
KENTUCKY												
at Missouri												
at Alabama												
MISSISSIPPI STATE												
at Texas A&M												
at South Carolina												
GEORGIA												
at Ole Miss												
ALABAMA												
LSU												
at Arkansas												

### SEASON HIGHS

Points	2	2x; last vs. Drake	12/21/16
Rebounds	2	vs. Savannah State	12/11/16
Assists	1	vs. Savannah State	12/11/16
Blocks			
Steals	1	vs. Savannah State	12/11/16
Field Goals	1	vs. Drake	12/21/16
Field Goal Attempts	1	3x; last vs. Drake	12/21/16
3-Point Field Goals			
3-Point FG Attempts			
Free Throws	2	vs. Savannah State	12/11/16
Free Throw Attempts	2	vs. Savannah State	12/11/16

### CAREER HIGHS

Points	2	3x; last vs. Drake	12/21/16
Rebounds	2	vs. Savannah State	12/11/16
Assists	1	2x; last vs. Savannah State	12/11/16
Blocks			
Steals	1	vs. Savannah State	12/11/16
Field Goals	1	2x; last vs. Drake	12/21/16
Field Goal Attempts	2	3x; last vs. Winthrop	12/16/15
3-Point Field Goals			
3-Point FG Attempts	1	4x; last vs. Winthrop	12/16/15
Free Throws	2	vs. Savannah State	12/11/16
Free Throw Attempts	2	vs. Savannah State	12/11/16

### BRIA JOHNSON CAREER STATISTICS

Year	GP-GS	FG-FGA	Pct	3FG-FGA	Pct	FT-FTA	Pct	O-D-T (Reb.)	Avg	PF	FO	Ast	TO	Blk	Stl	Pts	Avg
2014-15	7-0	1-5	.200	0-1	.000	0-0	.000	1-3-4	0.6	1	0	0	2	0	0	2	0.3
2015-16	9-0	0-6	.000	0-3	.000	0-0	.000	0-1-1	0.1	2	0	1	5	0	0	0	0.0
2016-17	4-0	1-3	.333	0-0	.000	2-2	1.000	0-2-2	0.5	3	0	1	0	0	1	4	1.0
<b>TOTAL</b>	<b>20-0</b>	<b>2-14</b>	<b>.143</b>	<b>0-4</b>	<b>.000</b>	<b>2-2</b>	<b>1.000</b>	<b>1-6-7</b>	<b>0.4</b>	<b>6</b>	<b>0</b>	<b>2</b>	<b>7</b>	<b>0</b>	<b>1</b>	<b>6</b>	<b>0.3</b>



# Jazmine JONES

# #15

Junior • Forward • 6-2

Winston-Salem, N.C.

West Forsyth HS

- Season-high 10 points and matched career-high 5 steals vs. Drake (12/21)
- Matched career-high with 10 rebounds in win over Marist (11/23)
- Started all 33 games as a sophomore; averaged 5.6 points and 3.8 rebounds
- Two double-doubles in 2015-16: 13 points, 10 rebounds vs. East Carolina (12/5); 16 points, 10 rebounds vs. Alabama (1/14), plus career-high 5 steals
- Scored 13 points with 4 rebounds, 3 steals, 2 assists in NCAA first-round win over St. John's (3/18/16)
- Led Auburn with 10 points in SEC Tournament win over Missouri (3/3/16)
- Career-high 6 assists in win over Winthrop (12/16/15)
- Led Auburn with career-high 21 points and 9 rebounds in win at Vanderbilt (2/26/15); named SEC Freshman of the Week

Opponent	Start	Min.	FG-A	3PT-A	FT-A	O-D-T	PF	Ast.	TO	Blk.	St.	Pts.
TROY	*	19	1-4	0-0	2-6	2-1-3	4	0	3	0	0	4
at North Carolina A&T	*	22	3-5	0-0	0-2	2-0-2	1	1	4	0	2	6
at East Carolina	*	26	1-4	0-0	2-2	2-2-4	4	1	1	0	2	4
vs. Ball State	*	23	2-3	0-0	1-2	2-2-4	1	1	3	0	1	5
vs. Marist	*	26	3-8	0-0	2-4	6-4-10	3	1	3	0	3	8
vs. West Virginia	*	22	1-1	0-0	1-2	2-3-5	3	1	1	0	1	3
INDIANA	*	18	0-1	0-0	0-0	0-1-1	3	0	1	0	0	0
at Kansas State	*	24	1-1	0-0	1-2	1-2-3	5	1	1	0	3	3
SAVANNAH STATE	*	23	2-2	0-0	0-0	1-2-3	0	0	4	0	4	4
at Louisiana Tech	*	32	3-6	0-0	1-2	6-2-8	4	2	1	0	3	7
VIRGINIA TECH	*	25	2-2	0-0	5-5	1-4-5	5	0	1	0	0	9
vs. Drake	*	26	3-5	0-0	4-8	1-5-6	4	3	1	0	5	10
at Tulane	*	23	4-5	0-0	1-2	1-2-3	3	1	2	0	2	9
JACKSONVILLE												
at Florida												
SOUTH CAROLINA												
OLE MISS												
at Vanderbilt												
TENNESSEE												
KENTUCKY												
at Missouri												
at Alabama												
MISSISSIPPI STATE												
at Texas A&M												
at South Carolina												
GEORGIA												
at Ole Miss												
ALABAMA												
LSU												
at Arkansas												

### SEASON HIGHS

Points		
10	vs. Drake	12/21/16
Rebounds		
10	vs. Marist	11/23/16
Assists		
3	vs. Drake	12/21/16
Blocks		
Steals		
5	vs. Drake	12/21/16
Field Goals		
4	at Tulane	12/22/16
Field Goal Attempts		
8	vs. Marist	11/23/16
3-Point Field Goals		
3-Point FG Attempts		
Free Throws		
5	vs. Virginia Tech	12/18/16
Free Throw Attempts		
8	vs. Drake	12/21/16

### CAREER HIGHS

Points		
21	at Vanderbilt	2/26/15
Rebounds		
10	3x; last vs. Marist	11/23/16
Assists		
6	vs. Winthrop	12/16/15
Blocks		
2	at Georgia	1/28/16
Steals		
5	2x; last vs. Drake	12/21/16
Field Goals		
10	at Vanderbilt	2/26/15
Field Goal Attempts		
11	at Vanderbilt	2/26/15
3-Point Field Goals		
3-Point FG Attempts		
1	4x, last at Savannah St.	11/22/15
Free Throws		
6	vs. Marquette	12/2/14
Free Throw Attempts		
9	vs. Marquette	12/2/14

### JAZMINE JONES CAREER STATISTICS

Year	GP-GS	FG-FGA	Pct	3FG-FGA	Pct	FT-FTA	Pct	O-D-T (Reb.)	Avg	PF	FO	Ast	TO	Blk	Stl	Pts	Avg
2014-15	28-9	39-84	.464	0-3	.000	21-43	.488	29-38-67	2.4	55	1	13	35	4	23	99	3.5
2015-16	33-33	84-163	.515	0-1	.000	17-59	.288	60-64-124	3.8	92	3	45	59	9	51	185	5.6
2016-17	13-13	18-31	.581	0-0	.000	11-22	.500	38-33-71	5.5	45	3	13	18	17	15	47	3.6
<b>TOTAL</b>	<b>77-15</b>	<b>71-147</b>	<b>.483</b>	<b>0-1</b>	<b>.000</b>	<b>43-80</b>	<b>.538</b>	<b>103-109-212</b>	<b>2.8</b>	<b>132</b>	<b>3</b>	<b>31</b>	<b>54</b>	<b>46</b>	<b>38</b>	<b>185</b>	<b>2.4</b>



# Jessica JONES

# #23

Junior • Forward • 6-2

Winston-Salem, N.C.

West Forsyth HS

- Career-high 11 rebounds in win over Drake (12/21)
- Season-high 8 points while playing career-most 41 minutes in OT loss to Virginia Tech (12/18)
- Matched career-high with 4 blocks vs. West Virginia (11/24)
- Blocked career-high 4 shots and tied career-high with 8 rebounds at North Carolina A&T (11/17)
- Career-high 5 steals, 3 assists in season-opener vs. Troy (11/11); also had 4 points, 6 rebounds
- Has played in all 64 games through two seasons at Auburn
- Career-high 11 points vs. SE Louisiana (12/4/14) and Grambling State (11/17/14)
- Sophomore season-high 7 points at Florida (2/28/16)
- Scored six points on 3-of-3 shooting and had 2 blocks in win over Winthrop (12/16)
- Played season-high 21 minutes vs. East Carolina (12/5) with 4 points, 6 rebounds, 2 assists, 2 blocks, 2 steals

Opponent	Start	Min.	FG-A	3PT-A	FT-A	O-D-T	PF	Ast.	TO	Blk.	St.	Pts.
TROY	*	32	2-4	0-0	0-2	3-3-6	3	3	1	0	5	4
at North Carolina A&T	*	22	3-5	0-0	0-1	5-3-8	3	0	3	4	1	6
at East Carolina	*	26	2-3	0-0	0-0	2-0-2	5	1	2	0	2	4
vs. Ball State	*	27	0-1	0-0	2-4	6-3-9	4	0	1	2	0	2
vs. Marist	*	30	1-2	0-0	0-0	2-4-6	4	1	1	0	3	2
vs. West Virginia	*	38	1-2	0-0	2-4	1-3-4	1	1	2	4	0	4
INDIANA	*	25	1-1	0-0	1-2	2-1-3	3	0	0	1	0	3
at Kansas State	*	16	0-1	0-0	0-0	3-1-4	5	0	0	0	1	0
SAVANNAH STATE	*	29	2-2	0-0	1-1	2-3-5	2	3	3	2	1	5
at Louisiana Tech	*	21	1-1	0-0	2-2	2-1-3	5	0	0	1	1	4
VIRGINIA TECH	*	41	3-6	0-0	2-4	5-1-6	2	2	2	0	0	8
vs. Drake	*	22	1-2	0-0	1-2	4-7-11	4	2	1	0	1	3
at Tulane	*	33	1-1	0-0	0-0	1-3-4	4	0	2	3	0	2

JACKSONVILLE  
at Florida  
SOUTH CAROLINA  
OLE MISS  
at Vanderbilt  
TENNESSEE  
KENTUCKY  
at Missouri  
at Alabama  
MISSISSIPPI STATE  
at Texas A&M  
at South Carolina  
GEORGIA  
at Ole Miss  
ALABAMA  
LSU  
at Arkansas

### SEASON HIGHS

Points	8	vs. Virginia Tech	12/18/16
Rebounds	11	vs. Drake	12/21/16
Assists	3	2x; last vs. Savannah State	12/11/16
Blocks	4	2x; last vs. West Virginia	11/24/16
Steals	5	vs. Troy	11/11/16
Field Goals	3	at North Carolina A&T	11/17/16
Field Goal Attempts	5	at North Carolina A&T	11/17/16
3-Point Field Goals			
3-Point FG Attempts			
Free Throws	2	4x; last vs. Virginia Tech	12/18/16
Free Throw Attempts	4	3x; last vs. Virginia Tech	12/18/16

### CAREER HIGHS

Points	11	twice, last vs. SE Louisiana	12/4/14
Rebounds	11	vs. Drake	12/21/16
Assists	3	2x; last vs. Savannah State	12/11/16
Blocks	4	2x; last vs. West Virginia	11/24/16
Steals	5	vs. Troy	11/11/16
Field Goals	5	twice, last vs. SE Louisiana	12/4/14
Field Goal Attempts	7	vs. Grambling State	11/17/14
3-Point Field Goals			

3-Point FG Attempts			
Free Throws	3	twice, last at Arkansas	1/29/15
Free Throw Attempts	4	7x; last vs. Virginia Tech	12/18/16

### JESSICA JONES CAREER STATISTICS

Year	GP-GS	FG-FGA	Pct	3FG-FGA	Pct	FT-FTA	Pct	O-D-T (Reb.)	Avg	PF	FO	Ast	TO	Blk	Stl	Pts	Avg
2014-15	31-2	32-70	.457	0-1	.000	18-31	.581	32-46-78	2.5	51	0	7	17	14	12	82	2.6
2015-16	33-0	21-46	.457	0-0	.000	14-27	.519	33-30-63	1.9	36	0	11	19	15	11	56	1.7
2016-17	13-13	18-31	.581	0-0	.000	11-22	.500	38-33-71	5.5	45	3	13	18	17	15	47	3.6
<b>TOTAL</b>	<b>77-15</b>	<b>71-147</b>	<b>.483</b>	<b>0-1</b>	<b>.000</b>	<b>43-80</b>	<b>.538</b>	<b>103-109-212</b>	<b>2.8</b>	<b>132</b>	<b>3</b>	<b>31</b>	<b>54</b>	<b>46</b>	<b>38</b>	<b>185</b>	<b>2.4</b>



# Tiffany LEWIS

# #14

Redshirt Junior • Guard • 5-8

Chattanooga, Tenn.

Clemson / Chipola College / Riverdale HS

- Scored season-high 12 points on 4-of-5 shooting vs. Savannah State (12/11)
- Season-high 22 minutes of great defense off the bench vs. West Virginia (11/24)
- Hit three straight 3-pointers in fourth quarter at North Carolina A&T (11/17); finished with 9 points
- Scored 7 points - all in third quarter - in 13 minutes at East Carolina (11/20)
- Played 4 minutes in Auburn debut vs. Troy (11/11); had two steals, a block and a rebound
- Redshirted the 2015-16 season after transferring from Clemson
- Appeared in 29 games as a sophomore at Clemson in 2014-15; averaged 8.4 points, 2.1 rebounds in 27.9 minutes/game
- Made 50-of-183 3-point attempts as a sophomore to lead Clemson in that category
- Was 6-14 from 3-point range vs. Boston College (2/5/15)
- Career-high 19 points vs. Virginia (1/1/15)

Opponent	Start	Min.	FG-A	3PT-A	FT-A	O-D-T	PF	Ast.	TO	Blk.	Stl.	Pts.
TROY		4	0-3	0-2	0-0	0-1-1	0	0	2	1	2	0
at North Carolina A&T		12	3-5	3-4	0-0	0-0-0	0	0	1	0	0	9
at East Carolina		13	2-5	1-3	2-2	1-0-1	0	0	0	0	1	7
vs. Ball State		12	0-2	0-0	0-0	0-0-0	1	0	0	0	0	0
vs. Marist		17	3-8	2-5	0-0	2-1-3	2	0	0	0	0	8
vs. West Virginia		22	0-3	0-2	4-4	1-3-4	3	0	0	0	1	4
INDIANA		12	0-1	0-1	0-0	1-0-1	2	0	1	1	0	0
at Kansas State		9	1-6	1-4	2-2	0-0-0	0	0	0	0	0	5
SAVANNAH STATE		14	4-5	2-3	2-2	2-0-2	1	0	1	1	0	12
at Louisiana Tech		22	1-5	1-5	3-4	0-1-1	0	1	2	0	0	6
VIRGINIA TECH		14	1-4	1-3	1-2	0-0-0	3	1	1	0	0	4
vs. Drake		18	2-6	1-5	1-2	1-1-2	2	1	0	0	0	6
at Tulane		11	1-3	1-3	0-0	2-0-2	1	0	1	0	0	3
JACKSONVILLE												
at Florida												
SOUTH CAROLINA												
OLE MISS												
at Vanderbilt												
TENNESSEE												
KENTUCKY												
at Missouri												
at Alabama												
MISSISSIPPI STATE												
at Texas A&M												
at South Carolina												
GEORGIA												
at Ole Miss												
ALABAMA												
LSU												
at Arkansas												

### SEASON HIGHS

Points	12	vs. Savannah State	12/11/16
Rebounds	4	vs. West Virginia	11/24/16
Assists	1	3x; last vs. Drake	12/21/16
Blocks	1	3x; last vs. Savannah State	12/11/16
Steals	2	vs. Troy	11/11/16
Field Goals	4	vs. Savannah State	12/11/16
Field Goal Attempts	8	vs. Marist	11/23/16
3-Point Field Goals	3	at North Carolina A&T	11/17/16
3-Point FG Attempts	5	2x; last at Louisiana Tech	12/14/16
Free Throws	4	vs. West Virginia	11/24/16
Free Throw Attempts	4	2x; last at Louisiana Tech	12/14/16

### CAREER HIGHS (includes 14-15 @ Clemson)

Points	19	vs. Virginia	1/1/15
Rebounds	6	at South Carolina	11/23/14
Assists	4	2x; last at South Carolina	11/23/14
Blocks	1	7x; last vs. Savannah State	12/11/16
Steals	2	4x; last vs. Troy	11/11/16
Field Goals	6	2x; last vs. Boston College	2/5/15
Field Goal Attempts	16	vs. Boston College	2/5/15
3-Point Field Goals	6	vs. Boston College	2/5/15
3-Point FG Attempts	14	vs. Boston College	2/5/15
Free Throws	4	2x; last vs. West Virginia	11/24/16
Free Throw Attempts	5	vs. Florida State	1/8/15

### LEWIS CAREER STATISTICS (AT AUBURN)

Year	GP-GS	FG-FGA	Pct	3FG-FGA	Pct	FT-FTA	Pct	O-D-T (Reb.)	Avg	PF	FO	Ast	TO	Blk	Stl	Pts	Avg
2016-17	13-0	18-56	.321	13-40	.325	15-18	.833	10-7-17	.13	15	0	3	9	3	4	64	4.9
<b>TOTAL</b>	<b>13-0</b>	<b>18-56</b>	<b>.321</b>	<b>13-40</b>	<b>.325</b>	<b>15-18</b>	<b>.833</b>	<b>10-7-17</b>	<b>.13</b>	<b>15</b>	<b>0</b>	<b>3</b>	<b>9</b>	<b>3</b>	<b>4</b>	<b>64</b>	<b>4.9</b>







# Emari JONES

# #5

Sophomore • Guard • 5-10

Chicago, Ill.

Shawnee CC / Wheaton North HS

- Played season-high 19 minutes and shared team lead with 5 rebounds vs. Savannah State (12/11)
- Made 2 3-pointers and scored season-high 8 points at Kansas State (12/1)
- Scored 4 points and had 4 rebounds in win at North Carolina A&T (11/17)
- Made a second-half free throw for first Division I point in win over Troy (11/11)
- Transferred to Auburn from Shawnee CC in Ullin, Ill.; led Shawnee to 30-3 record and conference title as a freshman in 2015-16
- Named Great Rivers Athletic Conference Player of the Year, NJCAA Region 24 Player of the Year, second-team NJCAA All-American
- Averaged 22.6 points, 4.3 rebounds, 3.3 assists and 2.8 steals per game
- Scored 746 total points, which led the nation; scoring average was third nationally
- Graduated from Wheaton North HS just outside Chicago

Opponent	Start	Min.	FG-A	3PT-A	FT-A	O-D-T	PF	Ast.	TO	Blk.	St.	Pts.
TROY		7	0-1	0-0	1-2	0-0-0	0	0	1	0	0	1
at North Carolina A&T		13	2-2	0-0	0-0	0-4-4	0	0	3	0	0	4
at East Carolina		7	0-2	0-2	2-4	1-1-2	1	0	1	0	0	2
vs. Ball State		5	1-1	0-0	0-0	0-0-0	0	0	1	0	1	2
vs. Marist		10	1-5	0-2	0-0	1-0-1	1	0	1	0	3	2
vs. West Virginia		7	0-0	0-0	2-2	1-1-2	2	0	1	0	0	2
INDIANA		4	0-0	0-0	0-0	0-0-0	0	0	0	0	0	0
at Kansas State		18	3-6	2-4	0-0	0-1-1	2	0	0	0	0	8
SAVANNAH STATE		19	2-7	1-4	0-0	2-3-5	1	0	3	0	1	5
at Louisiana Tech		9	0-1	0-0	0-0	2-1-3	1	0	0	0	0	0
VIRGINIA TECH		9	0-0	0-0	0-0	0-0-0	1	1	0	0	0	0
vs. Drake		8	0-2	0-1	0-0	1-0-1	2	0	2	0	1	0
at Tulane						--DNP--						
JACKSONVILLE												
at Florida												
SOUTH CAROLINA												
OLE MISS												
at Vanderbilt												
TENNESSEE												
KENTUCKY												
at Missouri												
at Alabama												
MISSISSIPPI STATE												
at Texas A&M												
at South Carolina												
GEORGIA												
at Ole Miss												
ALABAMA												
LSU												
at Arkansas												

#### EMARI JONES CAREER STATISTICS

Year	GP-GS	FG-FGA	Pct	3FG-FGA	Pct	FT-FTA	Pct	O-D-T (Reb.)	Avg	PF	FO	Ast	TO	Blk	Stl	Pts	Avg
2016-17	12-0	9-27	.333	3-14	.214	5-8	.625	8-11-19	1.6	11	0	1	13	0	6	26	2.2
<b>TOTAL</b>	<b>12-0</b>	<b>9-27</b>	<b>.333</b>	<b>3-14</b>	<b>.214</b>	<b>5-8</b>	<b>.625</b>	<b>8-11-19</b>	<b>1.6</b>	<b>11</b>	<b>0</b>	<b>1</b>	<b>13</b>	<b>0</b>	<b>6</b>	<b>26</b>	<b>2.2</b>

#### SEASON/CAREER HIGHS

Points	8	at Kansas State	12/1/16
Rebounds	5	vs. Savannah State	12/11/16
Assists	1	vs. Virginia Tech	12/18/16
Blocks			
Steals	3	vs. Marist	11/23/16
Field Goals	3	at Kansas State	12/1/16
Field Goal Attempts	7	vs. Savannah State	12/11/16
3-Point Field Goals	2	at Kansas State	12/1/16
3-Point FG Attempts	4	2x; last vs. Savannah State	12/11/16
Free Throws	2	2x; last vs. West Virginia	11/24/16
Free Throw Attempts	4	at East Carolina	11/20/16



# Janiah McKAY

# #33

Sophomore • Guard • 5-6

Gainesville, Fla.

Gainesville HS

- Scored career-high 28 points and made 3-point play with :10 left to force OT vs. Virginia Tech (12/18)
- Career-high 8 assists in win over Savannah State (12/11)
- Perfect 6-for-6 at free-throw line and scored 12 total points to help clinch comeback win over Indiana (11/27)
- Led Auburn with 17 points and was 5-of-6 at FT line in win at East Carolina (11/20)
- 10 points, 3 rebounds, 3 assists, 3 steals in opening-night win over Troy (11/11)
- Scored career-high 24 points to lead Auburn to NCAA first-round win over St. John's (3/18/16)
- Named SEC Freshman of the Week after 23-point, 7-rebound performance at Towson (12/20); was 5-9 on 3-pointers in 74-52 win
- Equalled an SEC-best with 12 points on 4-of-6 shooting at Ole Miss (2/11); matched that with team-high 12 points vs. Missouri (2/21)
- Sensational career debut with 20 points, 7 assists off the bench vs. UAB (11/13)
- Ranked as No. 31 point guard nationally by ESPN out of high school

Opponent	Start	Min.	FG-A	3PT-A	FT-A	O-D-T	PF	Ast.	TO	Blk.	St.	Pts.
TROY	*	21	4-10	0-1	2-4	1-2-3	3	3	3	0	3	10
at North Carolina A&T	*	26	2-10	0-5	2-4	0-0-0	1	3	4	0	2	6
at East Carolina	*	31	5-13	2-4	5-6	0-3-3	1	0	6	0	3	17
vs. Ball State	*	19	3-8	0-2	3-4	0-0-0	0	1	0	0	2	9
vs. Marist	*	16	1-6	0-2	2-2	0-2-2	3	3	2	0	0	4
vs. West Virginia	*	31	5-21	0-5	5-6	0-2-2	2	2	3	0	2	15
INDIANA	*	21	3-8	0-1	6-6	0-0-0	2	3	1	0	1	12
at Kansas State	*	31	6-10	0-3	3-4	0-3-3	0	3	3	0	2	15
SAVANNAH STATE	*	24	3-7	1-1	0-0	0-1-1	0	8	2	0	1	7
at Louisiana Tech	*	25	2-8	0-1	1-2	0-1-1	4	5	2	0	2	5
VIRGINIA TECH	*	38	11-18	0-1	6-8	0-4-4	5	3	3	0	1	28
vs. Drake	*	31	7-15	1-1	10-14	1-0-1	2	3	2	0	0	25
at Tulane	*	30	6-19	1-3	0-0	1-2-3	4	1	2	0	1	13

JACKSONVILLE  
at Florida  
SOUTH CAROLINA  
OLE MISS  
at Vanderbilt  
TENNESSEE  
KENTUCKY  
at Missouri  
at Alabama  
MISSISSIPPI STATE  
at Texas A&M  
at South Carolina  
GEORGIA  
at Ole Miss  
ALABAMA  
LSU  
at Arkansas

### SEASON HIGHS

Points	28	vs. Virginia Tech	12/18/16
Rebounds	4	vs. Virginia Tech	12/18/16
Assists	8	vs. Savannah State	12/11/16
Blocks			
Steals	3	2x; last at East Carolina	11/20/16
Field Goals	11	vs. Virginia Tech	12/18/16
Field Goal Attempts	21	vs. West Virginia	11/24/16
3-Point Field Goals	2	at East Carolina	11/20/16
3-Point FG Attempts	5	2x; last vs. West Virginia	11/24/16
Free Throws	10	vs. Drake	12/21/16
Free Throw Attempts	14	vs. Drake	12/21/16

### CAREER HIGHS

Points	28	vs. Virginia Tech	12/18/16
Rebounds	7	at Towson	12/20/15
Assists	8	vs. Savannah State	12/11/16
Blocks	1	3x; last at Towson	12/20/15
Steals	5	vs. Arkansas	1/24/16
Field Goals	11	vs. Virginia Tech	12/18/16
Field Goal Attempts	21	vs. West Virginia	11/24/16
3-Point Field Goals	5	at Towson	12/20/15
3-Point FG Attempts	9	at Towson	12/20/15
Free Throws	10	vs. Drake	12/21/16
Free Throw Attempts	14	vs. Drake	12/21/16

### McKAY CAREER STATISTICS

Year	GP-GS	FG-FGA	Pct	3FG-FGA	Pct	FT-FTA	Pct	O-D-T (Reb.)	Avg	PF	FO	Ast	TO	Blk	Stl	Pts	Avg
2015-16	33-19	104-285	.365	28-100	.280	69-101	.683	17-48-65	2.0	72	1	76	119	4	43	305	9.2
2016-17	13-13	58-153	.379	5-30	.167	45-60	.750	3-20-23	1.8	27	1	38	33	0	20	166	12.8
<b>TOTAL</b>	<b>46-32</b>	<b>162-438</b>	<b>.370</b>	<b>33-130</b>	<b>.254</b>	<b>114-161</b>	<b>.708</b>	<b>20-68-88</b>	<b>1.9</b>	<b>99</b>	<b>2</b>	<b>114</b>	<b>152</b>	<b>4</b>	<b>63</b>	<b>471</b>	<b>10.2</b>



# Erica SANDERS

# #3

Sophomore • Guard • 5-10

San Antonio, Texas

Johnson HS

- Missed three games with injury (12/11-18); returned vs. Drake and Tulane in New Orleans (12/21-22)
- Hit go-ahead jumper with 50 seconds to play in comeback win over Indiana (11/27); gave Auburn first lead since early in 1st quarter after trailing by 17
- Had season-high 8 points four times in 2015-16; last vs. St. John's in NCAA Tournament
- Season-high 6 rebounds vs. Missouri (2/21/16)
- Scored first collegiate points at Southeastern Louisiana (11/16)
- 2 rebounds, 2 assists in 16 minutes in collegiate debut vs. UAB (11/13)
- Ranked nation's No. 68 player by Blue Star Basketball
- Named San Antonio Defensive Player of the Year as a senior
- Averaged 13.4 points, 6.3 rebounds, 3.7 assists, 2.2 steals per game as a high school senior

### SEASON HIGHS

Points		
4	vs. Troy	11/11/16
Rebounds		
4	3x; last vs. Indiana	11/27/16
Assists		
1	5x; last at Tulane	12/22/16
Blocks		
1	2x; last at Tulane	12/22/16
Steals		
4	2x; last at Tulane	12/22/16
Field Goals		
2	vs. Troy	11/11/16
Field Goal Attempts		
5	vs. Troy	11/11/16
3-Point Field Goals		
3-Point FG Attempts		
Free Throws		
2	at North Carolina A&T	11/17/16
Free Throw Attempts		
2	at North Carolina A&T	11/17/16

Opponent	Start	Min.	FG-A	3PT-A	FT-A	O-D-T	PF	Ast.	TO	Blk.	St.	Pts.
TROY		19	2-5	0-0	0-0	2-2-4	4	1	4	1	3	4
at North Carolina A&T		18	0-1	0-0	2-2	1-1-2	2	1	0	0	1	2
at East Carolina		11	0-1	0-0	0-0	1-0-1	2	0	1	0	1	0
vs. Ball State		12	0-1	0-0	0-0	2-2-4	1	0	0	0	1	0
vs. Marist		10	1-3	0-0	0-0	1-2-3	3	0	0	0	0	2
vs. West Virginia		17	1-2	0-0	0-0	0-4-4	2	0	1	0	4	2
INDIANA		16	1-1	0-0	0-0	3-1-4	5	1	1	0	1	2
at Kansas State		15	0-1	0-0	0-0	2-0-2	5	0	0	0	2	0
SAVANNAH STATE						--DNP-INJURED--						
at Louisiana Tech						--DNP-INJURED--						
VIRGINIA TECH						--DNP-INJURED--						
vs. Drake		20	0-1	0-0	0-0	0-0-0	3	1	1	0	1	0
at Tulane		24	1-1	0-0	0-0	1-2-3	4	1	2	1	4	2
JACKSONVILLE												
at Florida												
SOUTH CAROLINA												
OLE MISS												
at Vanderbilt												
TENNESSEE												
KENTUCKY												
at Missouri												
at Alabama												
MISSISSIPPI STATE												
at Texas A&M												
at South Carolina												
GEORGIA												
at Ole Miss												
ALABAMA												
LSU												
at Arkansas												

### SANDERS CAREER STATISTICS

Year	GP-GS	FG-FGA	Pct	3FG-FGA	Pct	FT-FTA	Pct	O-D-T(Reb.)	Avg	PF	FO	Ast	TO	Blk	Stl	Pts	Avg
2015-16	33-0	40-103	.388	0-7	.000	15-20	.750	39-46-85	2.6	88	2	30	33	0	33	95	2.9
2016-17	10-0	6-17	.353	0-0	.000	2-2	1.000	13-14-27	2.7	31	2	5	10	2	18	14	1.4
<b>TOTAL</b>	<b>43-0</b>	<b>46-120</b>	<b>.383</b>	<b>0-7</b>	<b>.000</b>	<b>17-22</b>	<b>.773</b>	<b>52-60-112</b>	<b>2.6</b>	<b>119</b>	<b>4</b>	<b>35</b>	<b>43</b>	<b>2</b>	<b>51</b>	<b>109</b>	<b>2.5</b>

### CAREER HIGHS

Points		
8	4x; last vs. St. John's	3/18/16
Rebounds		
6	2x; last vs. Missouri	2/21/16
Assists		
4	at Ole Miss	2/11/16
Blocks		
1	vs. Troy	11/11/16
Steals		
4	2x; last vs. West Virginia	11/24/16
Field Goals		
4	3x; last vs. Missouri	2/21/16
Field Goal Attempts		
11	vs. Missouri	2/21/16
3-Point Field Goals		
3-Point FG Attempts		
1	4x; last vs. George Mason	12/23/15
Free Throws		
4	vs. St. John's	3/18/16
Free Throw Attempts		
4	2x; last vs. St. John's	3/18/16



# Daisa ALEXANDER

# #0

Freshman • Guard • 5-8

Decatur, Ga.

Southwest DeKalb HS

- Played season-high 15 minutes vs. Savannah State; scored season-high 4 points and shared team lead with 5 rebounds (12/11)
- Made Auburn debut at North Carolina A&T; scored 2 points and had a steal (11/17)
- Four-year starter at Southwest DeKalb HS in Decatur, Ga.
- Helped team to Georgia clas AAAAA state title in 2016
- Named to Atlanta Journal-Constitution all-state first team
- No. 25-ranked player nationally at her position; three-star recruit according to ESPN HoopGurlz
- Averaged 15.6 points, 4.4 rebounds, 2.9 steals as a HS senior

Opponent	Start	Min.	FG-A	3PT-A	FT-A	O-D-T	PF	Ast.	TO	Blk.	Stl.	Pts.
TROY						--DNP--						
at North Carolina A&T		5	1-1	0-0	0-0	0-0-0	0	0	3	0	1	2
at East Carolina		5	0-2	0-0	0-0	0-0-0	2	0	0	0	0	0
vs. Ball State		2	0-1	0-1	0-0	0-0-0	0	0	1	0	0	0
vs. Marist		1	0-1	0-0	0-0	0-0-0	0	0	0	0	0	0
vs. West Virginia						--DNP--						
INDIANA						--DNP--						
at Kansas State						--DNP--						
SAVANNAH STATE		15	1-5	1-2	1-2	2-3-5	2	0	1	0	1	4
at Louisiana Tech		8	1-3	0-1	2-2	1-2-3	4	0	0	0	0	4
VIRGINIA TECH		2	0-0	0-0	0-0	0-0-0	0	0	1	0	0	0
vs. Drake						--DNP--						
at Tulane						--DNP--						
JACKSONVILLE												
at Florida												
SOUTH CAROLINA												
OLE MISS												
at Vanderbilt												
TENNESSEE												
KENTUCKY												
at Missouri												
at Alabama												
MISSISSIPPI STATE												
at Texas A&M												
at South Carolina												
GEORGIA												
at Ole Miss												
ALABAMA												
LSU												
at Arkansas												

**SEASON/CAREER HIGHS**

- Points  
4 2x; last at Louisiana Tech 12/14/16
- Rebounds  
5 vs. Savannah State 12/11/16
- Assists
- Blocks
- Steals  
1 2x; last vs. Savannah State 12/11/16
- Field Goals  
1 3x; last at Louisiana Tech 12/14/16
- Field Goal Attempts  
5 vs. Savannah State 12/11/16
- 3-Point Field Goals  
1 vs. Savannah State 12/11/16
- 3-Point FG Attempts  
2 vs. Savannah State 12/11/16
- Free Throws  
2 at Louisiana Tech 12/14/16
- Free Throw Attempts  
2 2x; last at Louisiana Tech 12/14/16

**ALEXANDER CAREER STATISTICS**

Year	GP-GS	FG-FGA	Pct	3FG-FGA	Pct	FT-FTA	Pct	O-D-T (Reb.)	Avg	PF	FO	Ast	TO	Blk	Stl	Pts	Avg
2016-17	7-0	3-13	.231	1-4	.250	3-4	.750	3-5-8	1.1	8	0	0	6	0	2	10	1.4
<b>TOTAL</b>	<b>7-0</b>	<b>3-13</b>	<b>.231</b>	<b>1-4</b>	<b>.250</b>	<b>3-4</b>	<b>.750</b>	<b>3-5-8</b>	<b>1.1</b>	<b>8</b>	<b>0</b>	<b>0</b>	<b>6</b>	<b>0</b>	<b>2</b>	<b>10</b>	<b>1.4</b>



# Tyra JOHNSON

# #1

Freshman • Guard • 5-7

Decatur, Ala.

Austin HS

- Season-high 8 points with two made 3FG at Louisiana Tech (12/14)
- Played season-high 16 minutes vs. Savannah State; matched then-season best with 5 points (12/11)
- Made first collegiate 3-pointer at East Carolina (11/20)
- Four-year starter at Austin HS; led team to 27-6 record and regional final berth in 2016
- McDonald's All-America nominee in 2016
- Averaged 17.8 points and 3.3 assists as a HS senior while making 111 3-pointers
- Scored 1.913 career points in high school
- AL.com Huntsville Region Player of the Year

Opponent	Start	Min.	FG-A	3PT-A	FT-A	O-D-T	PF	Ast.	TO	Blk.	St.	Pts.
TROY		11	0-3	0-3	2-2	0-2-2	1	0	3	0	0	2
at North Carolina A&T						--DNP--						
at East Carolina		5	1-3	1-2	0-0	1-0-1	2	0	1	0	0	3
vs. Ball State		9	1-6	1-5	0-0	1-0-1	1	0	1	0	0	3
vs. Marist		7	0-2	0-1	0-0	0-0-0	0	1	0	0	1	0
vs. West Virginia		5	0-0	0-0	0-0	0-0-0	2	2	1	0	0	0
INDIANA		8	2-5	1-4	0-0	0-0-0	1	0	3	0	0	5
at Kansas State						--DNP--						
SAVANNAH STATE		16	1-2	0-0	3-4	0-0-0	1	2	1	0	0	5
at Louisiana Tech		15	2-5	2-5	2-2	0-0-0	0	2	1	0	1	8
VIRGINIA TECH		3	1-1	1-1	0-0	0-0-0	0	0	0	0	0	3
vs. Drake		9	0-2	0-1	1-2	0-1-1	1	2	3	0	0	1
at Tulane		10	1-4	1-3	1-2	1-0-1	0	4	0	0	0	4
JACKSONVILLE												
at Florida												
SOUTH CAROLINA												
OLE MISS												
at Vanderbilt												
TENNESSEE												
KENTUCKY												
at Missouri												
at Alabama												
MISSISSIPPI STATE												
at Texas A&M												
at South Carolina												
GEORGIA												
at Ole Miss												
ALABAMA												
LSU												
at Arkansas												

### SEASON/CAREER HIGHS

Points	8	at Louisiana Tech	12/14/16
Rebounds	2	vs. Troy	11/11/16
Assists	4	at Tulane	12/22/16
Blocks			
Steals	1	2x; last at Louisiana Tech	12/14/16
Field Goals	2	2x; last at Louisiana Tech	12/14/16
Field Goal Attempts	6	vs. Ball State	11/22/16
3-Point Field Goals	2	at Louisiana Tech	12/14/16
3-Point FG Attempts	5	2x; last at Louisiana Tech	12/14/16
Free Throws	3	vs. Savannah State	12/11/16
Free Throw Attempts	4	vs. Savannah State	12/11/16

### TYRA JOHNSON CAREER STATISTICS

Year	GP-GS	FG-FGA	Pct	3FG-FGA	Pct	FT-FTA	Pct	O-D-T (Reb.)	Avg	PF	FO	Ast	TO	Blk	Stl	Pts	Avg
2016-17	11-0	9-33	.273	7-25	.280	9-12	.750	3-3-6	0.5	9	0	13	14	0	2	34	3.1
<b>TOTAL</b>	<b>11-0</b>	<b>9-33</b>	<b>.273</b>	<b>7-25</b>	<b>.280</b>	<b>9-12</b>	<b>.750</b>	<b>3-3-6</b>	<b>0.5</b>	<b>9</b>	<b>0</b>	<b>13</b>	<b>14</b>	<b>0</b>	<b>2</b>	<b>34</b>	<b>3.1</b>

Game 1: Nov. 11, 2016
Auburn 61, Troy 52
Auburn Arena
Auburn, Ala.

Official Basketball Box Score -- Game Totals -- Final Statistics
Troy vs Auburn
11/11/16 5:30 pm at Auburn Arena -- Auburn, Ala.

Table with columns: Player, FG, 3-Pt, FT, Rebounds, PF, TP, A, TO, Blk, Stl, Min. Includes individual player stats and team totals for Auburn 61 and Troy 52.

Auburn 61 - 1-0

Summary table for Auburn 61-1-0 with columns for FG, 3-Pt, FT, Rebounds, PF, TP, A, TO, Blk, Stl, Min. Includes team statistics and game details.

Officials: Laura Morris, Carla Fountain, Bill Larence
Technical fouls: Troy-TEAM; Auburn-None.
Attendance: 2336

Score by periods table showing 1st, 2nd, 3rd, 4th, and Total scores for Auburn and Troy.

Points in game table showing 1st, 2nd, 3rd, 4th, and Total points for Auburn and Troy.

Last FG - TROY 4th-00:33, AU 4th-00:33
Largest lead - TROY by 7 (1st-09:51), AU by 14 (4th-00:33)
TROY led for 01:15, AU led for 31:58. Game was tied for 00:47.

AUBURN --Auburn came within striking distance of a school record for turnovers, forcing 38 in a season-opening 61-52 victory over Troy at Auburn Arena Friday night.

The Tigers struggled to finish on the offensive end at times, shooting 31.9 percent from the floor, but the Auburn defense held the Trojans more than 28 points below their season average from a year ago, when they were the seventh-best scoring team in the nation.

The 38 forced turnovers were the most for an Auburn team in 13 years, dating back to Dec. 29, 2003, when the Tigers forced Alabama A&M into 39 giveaways.

Auburn also picked up 22 steals, two shy of the school record, led by five from junior Jessica Jones. Four players - Brandy Montgomery, Katie Frerking, Jannah McKay and Erica Sanders - had three apiece.

Auburn was only able to convert those turnovers into 25 points, letting the Trojans hang around much longer than they might have otherwise. Auburn led by as many as 14 late in the game but were unable to pull away further despite numerous fast-break opportunities.

Montgomery led the Tigers with 22 points, her 18th career game with 20 points or more. Frerking missed a double-double by one rebound, scoring 12 points and pulling down nine boards, along with three assists, three blocks and three steals. McKay contributed a 10-point outing.

Freshman Tyra Johnson and transfers Emari Jones, Ekiya Gray and Tiffany Lewis all saw their first action for the Tigers. Johnson and Jones found the scoresheet for the first time at the free-throw line.

It looked as though Auburn would pull away early, knocking down four 3-pointers in the first quarter. But the Tigers would hit just one long-range attempt - out of 17 - the rest of the night. Numerous missed layups in the second and third quarter prevented the Tigers from putting distance between themselves and the Trojans, despite a stellar defensive effort.

Game 2: Nov. 17, 2016
Auburn 68, North Carolina A&T 36
Corbett Sports Center
Greensboro, N.C.

Official Basketball Box Score -- Game Totals -- Final Statistics
Auburn vs North Carolina A&T
11/17/16 5:30pm at Greensboro, N.C. (Corbett Sports Center)

Table with columns: Player, FG, 3-Pt, FT, Rebounds, PF, TP, A, TO, Blk, Stl, Min. Includes individual player stats and team totals for Auburn 68 and North Carolina A&T 36.

North Carolina A&T 36 - 1-2

Summary table for North Carolina A&T 36-1-2 with columns for FG, 3-Pt, FT, Rebounds, PF, TP, A, TO, Blk, Stl, Min. Includes team statistics and game details.

Officials: Luis Gonzalez, Kylie Galloway, Talisa Green
Technical fouls: Auburn-None; North Carolina A&T-None.
Attendance: 538

Score by periods table showing 1st, 2nd, 3rd, 4th, and Total scores for Auburn and North Carolina A&T.

Last FG - AU 4th-01:17, NCATW 4th-00:26
Largest lead - AU by 33 (4th-01:17), NCATW by 3 (1st-09:51)
AU led for 36:27, NCATW led for 01:37. Game was tied for 01:54.

GREENSBORO, N.C. --Sparked by a 25-2 run that spanned most of the second quarter, Auburn women's basketball pulled away early and cruised to a 68-36 victory at North Carolina A&T Thursday night.

For the second straight game, the Tigers (2-0) forced their opponent into 25-plus turnovers, pushing the Aggies (1-2) into 27 giveaways turned into 26 Auburn points. The Tigers also held the Aggies to single-digit scoring in three of four quarters.

Brandy Montgomery led the Tigers for the second straight game with 18 points. Katie Frerking added 15 points, at least six rebounds, five assists and a career-high seven steals. Junior Tiffany Lewis found the scoresheet for the first time as a Tiger, knocking down three 3-pointers in the fourth quarter to finish with nine points.

The Tigers shot an even 50 percent from the floor (27-of-54) and were 5-of-15 (33.3%) from 3-point range. Auburn out-rebounded the Aggies 42-34; Jessica Jones led the way with eight boards.

Auburn's starters were able to play fewer minutes in the second half with the game in hand, a goal of Williams-Flournoy coming into tonight's game.

After a sluggish first quarter for both teams, Auburn opened the second period on a 10-0 run over the first five minutes, holding the Aggies scoreless until the 4:45 mark of the quarter. From there, Auburn would score 15 straight - many on fastbreak opportunities off Aggie turnovers - before A&T knocked down a 3-pointer in the final seconds.

The run persisted well into the third quarter - Auburn opened that period on an 8-2 run - as the Tigers' lead swelled to 30 points at the 6:07 mark. North Carolina A&T would get no closer than 25 the rest of the way.

Dana Brown led North Carolina A&T with 16 points, and Kala Green added eight.

Game 3: Nov. 20, 2016
Auburn 61, East Carolina 52
Minges Coliseum
Greenville, N.C.

Official Basketball Box Score -- Game Totals -- Final Statistics
Auburn vs East Carolina
11/20/16 3:30 PM at Greenville, N.C. (Minges Coliseum)

Table with columns: Player, FG, 3-Pt, FT, Rebounds, PF, TP, A, TO, Blk, Stl, Min. Includes individual player stats and team totals for Auburn 61 and East Carolina 52.

East Carolina 52 - 3-1

Summary table for East Carolina 52-3-1 with columns for FG, 3-Pt, FT, Rebounds, PF, TP, A, TO, Blk, Stl, Min. Includes team statistics and game details.

Officials: Luis Gonzalez, Kevin Farlow, Maggie Trieman
Attendance: 1019

Score by periods table showing 1st, 2nd, 3rd, 4th, and Total scores for Auburn and East Carolina.

Last FG - AU 4th-06:43, ECU 4th-00:09
Largest lead - AU by 18 (3rd-02:08), ECU None
AU led for 36:48, ECU led for 00:00. Game was tied for 03:10.

GREENVILLE, N.C. -- Katie Frerking picked up her third career double-double, and the Auburn women's basketball team kept up the defensive pressure to remain unbeaten with a 61-52 victory at East Carolina Sunday afternoon.

The Tigers (3-0) led by as many as 18 late in the third quarter but went cold late, going the final 6:40 of the game without a field goal. As such, East Carolina (3-1) was able to cut the Auburn lead to single-digits in the final two minutes. But clutch free-throw shooting sealed the win for Auburn as the Tigers went 7-for-10 in the fourth quarter and 15-for-20 at the line for the game.

Frerking recorded her third career double-double and Auburn's first of the season with 10 points and a career-high 13 rebounds. She also added three assists, three steals and a block. Jannah McKay led Auburn with 17 points, including five key free throws in the fourth quarter, and Brandy Montgomery added 10 points.

For the third straight game, Auburn forced 25-plus opponent turnovers with 30 giveaways by ECU. Those turned into 32 Auburn points, a season-high in points off turnovers. Auburn also out-rebounded the Pirates 37-31, dominating the offensive glass with 17 offensive boards that turned into 16 second-chance points.

The Pirates outshot the Tigers 46 percent to 34 percent, but the Tigers got up 20 more attempts than did the Pirates. ECU managed just 39 field goal attempts for the game.

Auburn led 28-20 at halftime on the strength of scoring 17 points off 18 ECU turnovers. The Tigers shot just 33 percent in the opening half to ECU's 44 percent, but Auburn took 17 more shots, thanks to the turnovers and 10 offensive rebounds. An 8-0 run to start the second quarter and another burst late in the period pushed Auburn to as much as a 10-point lead before two late ECU free throws cut the halftime deficit to eight.

The Tigers saw their lead balloon to as many as 18 points in the third quarter. A seven-point burst from junior Tiffany Lewis helped spark a 21-point third period for the Tigers, and Auburn held a 49-33 lead after 30 minutes of play.

### Game 4: Nov. 22, 2016 Auburn 54, Ball State 40 Savannah Civic Center Savannah, Ga.

Official Basketball Box Score -- Game Totals -- Final Statistics  
Ball State vs Auburn  
11/22/16 4:30 p.m. at Savannah, Ga. - Savannah Civic Center

##	Player	Total	3-Pr			Rebounds		PF	TP	A	T	Bk	Stl	Min
			FG	FGA	FT	FTA	Off							
11	MONTAGNO, Moriah	f	4-8	3-6	0-0	0	2	3	11	1	3	0	1	24
14	BENNETT, Renee	c	0-5	0-0	2-2	3	1	4	2	0	6	0	1	28
03	GRANDE, Carmen	g	2-6	0-0	0-0	0	5	3	4	5	6	0	1	35
05	MORRISON, Jill	g	1-4	1-4	1-2	0	2	0	4	4	1	0	0	15
10	HOSSEA, Calyn	g	3-5	0-0	2-2	4	6	2	6	1	2	1	1	35
00	SIMONS, Brianna	g	0-0	0-0	0-0	0	0	0	0	1	0	0	0	3
22	FRAZIER, Franline	g	2-8	1-2	0-2	0	2	2	5	0	3	1	0	24
21	GLATCZAK, Destiny	g	0-0	0-0	0-0	1	2	0	0	0	0	0	0	9
22	WASHINGTON, Destiny	g	4-9	0-0	1	5	6	2	8	0	4	2	1	20
24	AGUIRRE, Alana	g	0-2	0-2	0-0	1	1	1	0	0	2	0	0	5
31	PENNY, Nakeya	g	0-0	0-0	0-0	0	0	0	0	0	0	0	0	1
34	WALKER, Alysha	g	0-0	0-0	0-0	0	0	0	0	0	0	0	0	1
Team						1	3	4						
<b>Totals</b>		<b>16-47</b>	<b>5-14</b>	<b>3-6</b>	<b>8</b>	<b>26</b>	<b>34</b>	<b>17</b>	<b>40</b>	<b>9</b>	<b>27</b>	<b>4</b>	<b>5</b>	<b>200</b>
1st FG %	1-11	27.3%	2nd FG %	1-11	27.3%	3rd FG %	3-8	37.5%	4th FG %	1-2	50.0%	FT %	2-2	100.0%
1st FT %	2-4	50.0%	2nd FT %	0-0	0.0%	3rd FT %	1-3	33.3%	4th FT %	1-4	25.0%	Rebounds		
1st Rebounds	3		2nd Rebounds	0		3rd Rebounds	3		4th Rebounds	3		5		

##	Player	Total	3-Pr			Rebounds		PF	TP	A	T	Bk	Stl	Min
			FG	FGA	FT	FTA	Off							
15	Jazmine Jones	f	2-3	0-0	1-2	2	2	4	1	1	3	0	1	23
23	Jessica Jones	f	6-11	4-4	6	3	9	4	2	0	1	2	0	27
10	Brandy Montgomery	g	7-21	1-6	0	0	3	0	0	15	2	1	0	28
13	Katie Frerking	g	5-11	2-6	1-1	0	10	10	1	3	5	0	0	35
00	Janiyah McKay	g	3-8	0-2	3-4	0	0	0	0	1	0	0	2	19
00	Daisa Alexander	g	0-1	0-1	0-0	0	0	0	0	0	1	0	0	1
01	Tyra Johnson	g	1-6	1-5	0-0	1	1	0	1	3	0	1	0	9
02	Brija Johnson	g	0-1	0-0	0-0	0	0	0	0	0	0	0	1	1
03	Erica Sanders	g	0-1	0-0	0-0	2	2	4	1	0	0	0	0	12
05	Emari Jones	g	1-1	0-0	0-0	0	0	0	0	2	1	0	1	5
14	Tiffany Lewis	g	0-2	0-0	0-0	0	1	1	0	0	0	0	0	12
22	Ekhya Gray	g	0-1	0-0	0-0	1	2	3	4	0	0	0	1	16
40	Khady Dieng	g	2-2	1-1	0-0	0	0	0	1	5	0	1	0	11
Team						2								
<b>Totals</b>		<b>21-59</b>	<b>5-21</b>	<b>7-11</b>	<b>14</b>	<b>25</b>	<b>39</b>	<b>14</b>	<b>54</b>	<b>10</b>	<b>17</b>	<b>2</b>	<b>9</b>	<b>200</b>
1st FG %	1-6	16.7%	2nd FG %	1-6	16.7%	3rd FG %	5-13	38.5%	4th FG %	6-14	42.9%	FT %	2-2	100.0%
1st FT %	2-4	50.0%	2nd FT %	1-8	12.5%	3rd FT %	3-4	75.0%	4th FT %	0-0	0.0%	Rebounds		
1st Rebounds	2		2nd Rebounds	3		3rd Rebounds	10		4th Rebounds	7		5		

Officials: Greg Norton, Kim Thebo, Kristen Jones  
Technical Fouls: Ball State-None, Auburn-None

Score by periods	1st	2nd	3rd	4th	Total	In		Off		2nd	Fast	Bench
						Points	Point %	T/O	Chance			
Ball State	11	12	8	9	40	18	11	9	0	13		
Auburn	17	10	12	15	54	12	20	7	2	10		

Last FG - BALLST 4th:00:58, AU 4th:05:17  
Largest lead - BALLST by 9 2nd:01:06, AU by 21 4th:08:13  
BALLST led for 02:59, AU led for 31:18. Game was tied for 05:43.

**SAVANNAH, Ga.** -- A second straight double-double for senior Katie Frerking and a big run to open the fourth quarter helped push the Auburn women's basketball team to a 54-40 win over Ball State at the Savannah Invitational.

Auburn forced 27 turnovers, the fourth straight time forcing at least that many. A lean second quarter gave way to some big shots in the second half, and a 13-0 run to open the fourth quarter put the game away for the Tigers.

Frerking finished with 13 points and 10 rebounds, a mirror-image of her 10-point, 13-rebound effort at East Carolina on Sunday. It was the fourth double-double of her career and the first time she's picked them up in back-to-back games.

Brandy Montgomery led the Tigers with 15 points, and Janiah McKay added nine and a game-high five assists. Jazmine Jones and Khady Dieng contributed five points each, and Jessica Jones pulled down a career-high nine rebounds.

Auburn shot 35.6 percent for the game, lowered by a dismal second quarter that saw the Tigers make just 3-of-16 shots from the field. That still outpaced the Cardinals' 34-percent night, and both teams knocked down four 3-pointers.

The Tigers out-rebounded a taller Ball State team 39-34 with 19 of those coming from Frerking and Jessica Jones.

Auburn led 17-11 after one period, turning eight Cardinal turnovers into 10 points in the opening 10 minutes. But the Tigers went cold in the second quarter, missing their first 10 shots of the period as Ball State briefly took a 23-20 lead. But Tyra Johnson connected on a 3-pointer to tie the game with 3:43 left, and the Tigers would never trail again.

From Johnson's 3-pointer through the midpoint of the third quarter, the Tigers went on a 17-2 run to take a 37-25 lead. Ball State cut the margin to eight at the end of the third, but Auburn opened the fourth quarter on a 13-0 run to take a 52-31 lead.

### Game 5: Nov. 23, 2016 Auburn 52, Marist 51 Savannah Civic Center Savannah, Ga.

Official Basketball Box Score -- Game Totals -- Final Statistics  
Auburn vs Marist  
11/23/16 7 p.m. at Savannah, Ga. - Savannah Civic Center

##	Player	Total	3-Pr			Rebounds		PF	TP	A	T	Bk	Stl	Min
			FG	FGA	FT	FTA	Off							
15	Jazmine Jones	f	3-8	0-0	2-4	6	4	10	3	8	1	3	0	26
23	Jessica Jones	f	1-2	0-0	0-0	2	4	6	4	2	1	1	0	30
10	Brandy Montgomery	g	7-19	1-7	1-2	2	1	3	2	16	2	2	0	33
13	Katie Frerking	g	2-8	1-4	3-6	2	5	7	2	8	3	3	1	20
33	Janiyah McKay	g	1-6	0-2	2-2	0	2	2	3	4	2	0	0	16
00	Daisa Alexander	g	0-1	0-0	0-0	0	0	0	0	0	0	0	0	1
01	Tyra Johnson	g	0-2	0-1	0-0	0	0	0	0	1	0	0	1	7
03	Erica Sanders	g	1-3	0-0	0-0	1	2	3	2	0	0	0	0	10
05	Emari Jones	g	1-5	0-3	0-0	1	0	1	1	2	0	0	0	10
14	Tiffany Lewis	g	3-8	2-5	0-0	2	1	3	2	8	0	0	0	17
22	Ekhya Gray	g	0-0	0-0	0-0	0	1	1	0	0	1	0	0	10
40	Khady Dieng	g	1-3	0-0	0-0	0	1	1	2	2	3	0	2	17
Team						2	1	3						
<b>Totals</b>		<b>20-65</b>	<b>4-22</b>	<b>8-14</b>	<b>18</b>	<b>21</b>	<b>39</b>	<b>22</b>	<b>52</b>	<b>13</b>	<b>18</b>	<b>1</b>	<b>7</b>	<b>200</b>
1st FG %	7-19	36.8%	2nd FG %	5-16	31.3%	3rd FG %	3-6	50.0%	4th FG %	4-14	28.6%	FT %	2-4	50.0%
1st FT %	1-5	20.0%	2nd FT %	2-4	50.0%	3rd FT %	1-5	20.0%	4th FT %	2-2	100.0%	Rebounds		
1st Rebounds	1		2nd Rebounds	2		3rd Rebounds	2		4th Rebounds	3		8		

##	Player	Total	3-Pr			Rebounds		PF	TP	A	T	Bk	Stl	Min
			FG	FGA	FT	FTA	Off							
05	Henningsdottir, Lovi	f	1-9	1-6	4-4	0	7	7	4	7	1	3	1	20
01	Oberdorff, Claire	g	2-5	2-4	3-4	0	2	2	4	9	1	4	0	19
10	Fitzpatrick, Maura	g	3-9	0-1	0-0	1	5	6	0	6	2	6	0	36
20	Hand, Hannah	g	4-7	4-7	2-2	4	5	9	4	14	2	6	0	30
23	Hand, Rebekah	g	2-9	2-7	4-4	1	4	5	4	12	3	6	1	27
14	Jossart, Jordyn	g	0-0	0-0	0-0	0	0	0	0	0	0	0	0	0
15	Seab, Kendall	g	1	1	1	0	1	2	0	0	4	1	0	14
22	Bartner, Morgan	g	1-2	1-1	2-2	0	2	2	0	5	0	1	0	14
Team						1	3	4						
<b>Totals</b>		<b>13-42</b>	<b>10-26</b>	<b>15-16</b>	<b>8</b>	<b>29</b>	<b>37</b>	<b>14</b>	<b>51</b>	<b>9</b>	<b>30</b>	<b>4</b>	<b>4</b>	<b>200</b>
1st FG %	2-11	18.2%	2nd FG %	2-9	22.2%	3rd FG %	6-12	50.0%	4th FG %	3-10	30.0%	FT %	4-4	100.0%
1st FT %	2-4	50.0%	2nd FT %	2-4	50.0%	3rd FT %	0-0	0.0%	4th FT %	1-8	12.5%	Rebounds		
1st Rebounds	2		2nd Rebounds	2		3rd Rebounds	2		4th Rebounds	3		8		

Officials: Greg Norton, Rachael Meist, Angel Stanton  
Technical Fouls: Auburn-None, Marist-None

Score by periods	1st	2nd	3rd	4th	Total	In		Off		2nd	Fast	Bench
						Points	Point %	T/O	Chance			
Auburn	16	13	10	13	52	20	21	12	0	14		
Marist	12	8	14	51				0	5			

Last FG - AU 4th:00:28, MAR 4th:00:02.  
Largest lead - AU by 10 2nd:07:09, MAR by 2 1st:09:09.  
AU led for 34:51, MAR led for 01:28. Game was tied for 03:40.

**SAVANNAH, Ga.** -- Auburn remained a 3-point barrage from Marist and held on to remain unbeaten on the season with a 52-51 victory at the Savannah Invitational.

The Tigers saw Marist knock down 10 3-pointers - 10 of the Red Foxes' 13 field goals on the night were from long-range - and have a chance to tie the game on the last shot as Auburn led 52-49 with five seconds to play. But Marist's Maura Fitzpatrick drove to the basket and banked in a layup with 0.4 seconds left to cut the lead to one point, and the Red Foxes were unable to stop the clock as Auburn ran out the final ticks.

Auburn forced Marist into 30 turnovers - the third opponent in five games with at least 30 - turning those into 21 points. The Tigers scored 20 points in the paint to Marist's two.

Brandy Montgomery led Auburn with 16 points and was one of four Tigers with three steals. She joined all three Joneses - Jazmine, Jessica and Emari - with three swipes on the night as the Tigers totaled 17 steals.

Jazmine Jones and Katie Frerking had eight points each, and Jones pulled down a season-high 10 rebounds. Frerking had seven boards and Jessica Jones had six. Tiffany Lewis also contributed eight points off the bench.

Despite only making three 2-point field goals, Marist out-shot Auburn 31.0 percent to 30.8 percent. The Tigers were 20-of-65 from the field, including a 26.7-percent mark in the second half. Auburn did out-rebound Marist, 39-37. The Red Foxes were lights-out at the free-throw line, knocking down 15-of-16 attempts while Auburn shot 8-of-14 at the stripe.

Several times it seemed as if Auburn would pull away, pushing the lead to as much as 10 in the second quarter. But every time Auburn had a seemingly comfortable lead, Marist answered with a 3-pointer. Marist briefly moved ahead 34-33 with 2:41 left in the third after making its first 2-point basket of the night. But Montgomery scored four straight, then Lewis added a jumper to push Auburn's lead back to five.

**Game 7: Nov. 27, 2016**  
**Auburn 71, Indiana 67**  
**Auburn Arena**  
**Auburn, Ala.**

Official Basketball Box Score -- Game Totals -- Final Statistics  
Indiana vs Auburn  
11/27/16 1:00 pm at Auburn Arena -- Auburn, Ala.

		3-Pr			Rebounds			PF		TP		A TO Blk Stl		Min		
#	Player	FG	FGA	FT	FTA	Off	Def	Tot	Pf	Tp	A	To	Blk	Stl	Min	
11	KM Royster	r	2-4	0-0	1-1	1	3	4	1	5	0	2	1	0	24	
33	Amanda Cahill	r	1-6	1-3	7-8	4	3	7	5	10	5	4	0	3	34	
02	Amber Deane	g	0-5	0-3	0-0	3	0	3	4	0	1	1	0	6		
03	Tyra Buss	g	7-14	4-8	5-5	0	3	3	23	2	5	1	1	39		
23	Alexis Gassion	g	2-5	0-1	3-5	0	6	6	1	7	5	0	2	34		
05	Ria Guilley	r	1-2	0-1	0-1	0	0	0	0	0	0	0	0	5		
13	Darby Foreman	r	0-0	0-0	0-0	0	0	0	0	0	0	0	0	12		
21	Karlee McBride	r	4-11	5-9	0-0	1	1	2	11	2	2	0	1	24		
22	Tia Elbert	r	0-0	0-0	0-0	0	0	0	0	0	0	0	0	1		
24	Tyshaee Anderson	g	0-0	0-0	0-0	0	0	0	0	0	0	0	0	2		
31	Brie Wickware	g	0-0	0-0	0-0	0	0	0	0	0	0	0	0	1		
43	Jenn Townsend	g	4-5	0-0	1-2	1	5	6	4	9	1	0	0	19		
<b>Team</b>						3	1	4								
<b>Totals</b>			21-52	8-25	17-22	13	21	34	23	67	15	20	2	7	200	
1st FG %: 41.5		2nd 58.6		3rd 62.5		4th 51.1		5th 38.9%		Game 61.9		52.0%		29.8%		Deadball
3FG %: 2.7		28.6%		1.3		33.3%		5.9		33.3%		5.8		63.3%		Rebounds
FT %: 7.9		77.6%		3.5		60.0%		5.3		63.3%		2.2		100.0%		17-22 77.3%

		3-Pr			Rebounds			PF		TP		A TO Blk Stl		Min		
#	Player	FG	FGA	FT	FTA	Off	Def	Tot	Pf	Tp	A	To	Blk	Stl	Min	
15	Jazmine Jones	r	0-1	0-0	0-0	0	1	1	3	0	0	1	0	0	18	
23	Jessica Jones	r	1-1	0-0	1-2	2	1	3	3	3	0	0	1	0	25	
10	Brandy Montgomery	g	9-20	4-8	6-8	1	4	5	1	28	0	2	0	2	35	
13	Katie Frerking	g	8-13	4-6	5-6	1	6	7	2	21	3	2	1	7	37	
33	Janiah McKay	g	3-8	0-1	6-6	0	0	0	2	12	3	1	0	1	21	
01	Tyra Johnson	g	2-5	1-4	0-0	0	0	0	1	5	0	3	0	0	8	
05	Erica Sanders	r	1-1	0-0	0-0	0	0	0	0	0	0	0	0	0	4	
09	Emari Jones	g	0-0	0-0	0-0	0	0	0	0	0	0	0	0	0	4	
14	Tiffany Lewis	r	0-1	0-1	0-0	1	0	1	0	2	0	0	1	1	12	
22	Klayia Gray	g	0-0	0-0	0-0	0	3	3	2	0	0	1	0	0	12	
40	Khadly Dieng	g	0-5	0-2	0-0	0	1	1	2	0	1	1	0	1	12	
<b>Team</b>						1	1	2								
<b>Totals</b>			24-55	5-21	18-22	9	18	27	23	71	11	13	4	11	200	
1st FG %: 61.3		46.2%		2nd 61.4		42.9%		3rd 31.3		23.1%		4th 51.9		43.6%		Deadball
3FG %: 2.3		66.7%		8.4		0.0%		6.7		0.0%		3.4		75.0%		Rebounds
FT %: 1.2		50.0%		3.4		75.0%		3.4		75.0%		11-12		91.7%		18-22 81.8%

Officials: Felicia Grinter, Douglas Knight, Frank Stratton  
Technical fouls: Indiana-None; Auburn-None.  
Attendance: 1752

Score by periods	1st	2nd	3rd	4th	Total
Indiana	17	14	22	14	67
Auburn	15	15	9	32	71

Points     In     Off     2nd     Fast  
IND     24     33     6     10     27  
AUB     28     33     6     10     27

Last FG - IND 4th-00:17; AU 4th-00:50  
Largest lead - IND by 17 4th-09:49; AU by 4 4th-00:50  
IND led for 32:36; AU led for 01:55. Game was tied for 05:29.

**AUBURN** -- Trailing by 17 with less than nine minutes to play, the Auburn women's basketball team mounted a furious fourth-quarter comeback to earn a 71-67 victory over Indiana Sunday afternoon at Auburn Arena.

The Tigers scored 32 points in the fourth quarter - 16 of them from senior Brandy Montgomery - and went 11-for-12 at the free-throw line in the final period to put the Hoosiers away in the closing seconds.

After a dismal third quarter where Auburn scored a season-low nine points, Indiana led 56-39 with just over nine minutes to play in the fourth. But Montgomery took over down the stretch as the Tigers gradually chipped away at the lead. She hit a 3-pointer with 5:44 to play to cut the lead to single-digits at 60-52, then she scored 10 straight points over a two-minute stretch, tying the game at 63-all on a pair of free throws with 2:06 left.

After two misses by Indiana, Erica Sanders pulled down an offensive rebound from a Montgomery miss and knocked down a 5-foot jumper with 59 seconds to play to give Auburn its first lead since the first quarter at 65-63.

Katie Frerking then grabbed her seventh steal of the day and was fouled in short order, giving Auburn a 67-63 lead when she made two free throws. Indiana answered at the other end twice in the final 20 seconds, but both times Janiah McKay made two free throw attempts to keep it a two-possession game, icing it with 1.2 seconds to play.

Montgomery finished with a season-high 28 points, and Frerking added a season-high 21 and matched a career-high with seven steals. Frerking was also Auburn's leading rebounder with six. McKay finished with 12 points, including a perfect 6-for-6 night at the free-throw line.

Auburn shot 46.2 percent for the game, its second-best mark of the season, including a 64.3-percent mark (9-for-14) in the fourth quarter. The Tigers were also a season-best 18-of-22 (81.8%) at the free-throw line. Auburn's 32 fourth-quarter points were the most scored by the Tigers in a single period since women's basketball went to a four-quarter game last season.

**Game 8: Dec. 1, 2016**  
**Kansas State 71, #23 Auburn 66**  
**Bramlage Coliseum**  
**Manhattan, Kan.**

Official Basketball Box Score -- Game Totals -- Final Statistics  
Auburn vs Kansas State  
12/1/16 7:30 p.m. at Bramlage Coliseum (Manhattan, Kan.)

		3-Pr			Rebounds			PF		TP		A TO Blk Stl		Min		
#	Player	FG	FGA	FT	FTA	Off	Def	Tot	Pf	Tp	A	To	Blk	Stl	Min	
15	Jazmine Jones	r	1-1	0-0	1-2	1	2	3	5	3	1	1	0	3	24	
23	Jessica Jones	r	0-1	0-0	0-0	3	1	4	5	0	0	0	0	1	16	
10	Brandy Montgomery	g	4-18	3-12	0-0	3	2	5	1	11	2	0	0	3	31	
13	Katie Frerking	g	7-16	2-6	6-6	3	3	6	4	22	4	0	2	2	36	
33	Janiah McKay	g	6-10	0-3	3-4	0	3	3	0	15	3	0	2	31		
03	Erica Sanders	r	0-1	0-0	0-0	2	0	2	0	0	0	0	0	2	15	
09	Emari Jones	g	3-6	2-4	0-0	0	1	1	2	8	0	0	0	0	18	
14	Tiffany Lewis	r	1-4	1-4	2-2	0	0	0	0	0	0	0	0	0	9	
22	Klayia Gray	g	0-0	0-0	0-0	0	1	1	0	0	0	0	0	1	10	
40	Khadly Dieng	g	1-3	0-1	0-0	0	0	0	1	2	2	0	0	0	10	
<b>Team</b>						2	2									
<b>Totals</b>			23-62	8-30	12-14	13	13	26	23	66	12	9	2	13	200	
1st FG %: 62.0		2nd 51.3		3rd 51.5		33.3%		4th 51.4		35.7%		Game 53.6		37.1%		Deadball
3FG %: 1.5		20.0%		1.6		16.9%		4.0		20.0%		8.30		28.7%		Rebounds
FT %: 4.4		100.0%		0.0		0.0%		2.4		100.0%		6.4		75.0%		3-2

		3-Pr			Rebounds			PF		TP		A TO Blk Stl		Min		
#	Player	FG	FGA	FT	FTA	Off	Def	Tot	Pf	Tp	A	To	Blk	Stl	Min	
13	Willcox, Eternati	r	3-6	0-0	3-5	1	2	3	2	9	2	2	0	0	17	
22	Lewis, Breanna	g	6-10	1-2	3-6	9	4	13	0	1	0	0	0	0	26	
10	Goth, Kayla	r	2-7	0-2	4-4	2	3	5	1	8	2	4	1	0	29	
21	Middlebrook, Karyla	g	0-2	0-2	0-2	1	1	2	0	3	0	2	0	0	18	
24	Wessmann, Kindred	g	5-10	4-9	2-3	0	2	2	3	16	4	1	0	0	38	
00	Shelbe, Jessica	r	1-1	0-0	0-0	0	1	1	0	2	0	0	0	0	11	
01	Page, Kaylee	r	1-5	1-5	0-0	1	1	2	0	0	0	1	0	0	11	
11	Williams, Peyton	g	4-5	0-0	3-4	3	2	5	1	11	0	0	0	0	19	
50	Martin, Shaelyn	g	2-5	1-1	4-6	5	4	9	0	7	2	0	1	0	29	
<b>Team</b>						0	2									
<b>Totals</b>			24-51	6-19	17-26	15	24	39	14	71	17	16	1	1	200	
1st FG %: 51.0		50.0%		2nd 81.3		61.5%		3rd 61.2		50.0%		4th 51.6		31.3%		Deadball
3FG %: 1.3		40.0%		3.5		60.0%		1.3		33.3%		2.8		33.3%		Rebounds
FT %: 2-3		66.7%		3.5		60.0%		5.8		62.5%		7.0		70.0%		17-26 65.4%

Officials: Jesse Dickerson, Katie Lukanich, Cheryl Flores  
Technical fouls: Auburn-None; Kansas State-Willcox, Eternati.  
Attendance: 4160  
SEC/Big 12 Challenge

Score by periods	1st	2nd	3rd	4th	Total
Auburn	21	11	16	18	66
Kansas State	13	21	18	14	71

Points     In     Off     2nd     Fast  
AUB     20     20     12     9     15  
K-STATE     27     16     2     25

Last FG - AU 4th-01:37; K-STATE 4th-01:09  
Largest lead - AU by 10 2nd-09:09; K-STATE by 6 3rd-02:42  
AU led for 21:47; K-STATE led for 16:25. Game was tied for 01:48.

**MANHATTAN, Kan.** -- Senior Katie Frerking scored a season-high 22 points, but No. 23 Auburn could not overcome foul trouble and a big rebounding deficit Thursday night in a 71-66 loss at Kansas State in the SEC/Big 12 Challenge.

The Tigers (6-2) had three players - two key rebounders - fouled out and saw an early rebounding advantage turned into a big deficit by the end of the game. Despite that, the Tigers rallied to take a five-point lead midway through the fourth quarter but could not hang on.

Frerking's 22 points led all scorers as the Tigers shot 37 percent (23-of-62) from the field. Auburn hit a season-high eight 3-pointers, three of them from Brandy Montgomery, who finished with 11 points. Janiah McKay added 15, and Emari Jones finished with a season-high eight. Auburn also had its best free-throw shooting night of the season, hitting 12-of-14 attempts (85.7%).

K-State (7-0) was 47 percent from the floor (24-of-51), led by a 16-point night from Kindred Wesemann. The Wildcats pulled down 39 rebounds to Auburn's 25, and the much taller Wildcats scored 32 points in the paint to Auburn's 22.

Auburn moved ahead by five with just over five minutes to play after a sequence where McKay got a steal and a score, then Frerking got fouled and was the beneficiary of a K-State technical. She made all four free throws to put Auburn ahead 62-57. Wesemann answered quickly with a 3-pointer, and the Tigers made just one of their final seven field goal attempts as the Wildcats finished the game on a 15-4 run.

K-State led 34-32 after a first half that featured big runs by both teams. The Tigers, who outrebounded the Wildcats in the first quarter 14-3, led by as many as 10 early in the second quarter. However, the Wildcats stormed back with a 13-2 run to take a 26-25 lead with 4:00 to play. The teams traded buckets the rest of the way as the lead changed hands four times in the first half.

Auburn dealt with foul trouble as Jazmine Jones, Jessica Jones and Erica Sanders fouled out and Frerking finished with four fouls.

**Game 9: Dec. 11, 2016**  
**Auburn 75, Savannah State 46**  
**Auburn Arena**  
**Auburn, Ala.**

Official Basketball Box Score -- Game Totals -- Final Statistics  
Savannah State vs Auburn  
12/11/16 2:00 pm at Auburn Arena -- Auburn, Ala.

		3-Pr			Rebounds			PF		TP		A TO Blk Stl		Min	
#	Player	FG	FGA	FT	FTA	Off	Def	Tot	Pf	Tp	A	To	Blk	Stl	Min
22	EDWARDS,Jeremica	r	3-4	0-0	0-0	2	1	3	0	4	0	3	0	0	20
44	DAVIS,Tiyonna	c	2-6	0-0											



## Game 10: Dec. 14, 2016 Auburn 76, Louisiana Tech 66

### Thomas Assembly Center Ruston, La.

Official Basketball Box Score -- Game Totals -- Final Statistics  
Auburn vs Louisiana Tech  
12/14/16 6:35 PM at Thomas Assembly Center

Auburn 76 - 8-2																	
#	Player	FG	F-GA	3-P	FT	FTA	Rebounds		PF	TP	A	TO	Bk	Stl	Blk	Pts	Min
							Off	Def									
15	Jazmine Jones	r	3-6	0-0	1-2	6	2	8	4	7	2	1	0	3	32		
23	Jessica Jones	r	1-1	0-0	2-2	2	1	3	5	4	0	0	1	1	21		
10	Brandy Montgomery	g	5-14	1-8	1-2	3	2	5	0	12	2	3	0	1	31		
13	Katie Frerking	g	9-14	5-9	7-8	5	6	11	2	30	2	5	0	0	37		
33	Janiah McKay	g	2-8	0-1	1-2	0	1	1	4	5	2	0	2	25			
00	Daisa Alexander	r	1-3	0-1	2-2	1	2	3	4	4	0	0	0	8			
01	Tyra Johnson	r	2-5	2-2	0-0	0	0	0	0	8	2	1	0	15			
05	Emari Jones	r	0-1	0-0	2-1	3	1	0	0	0	0	0	0	9			
14	Tiffany Lewis	r	1-5	1-5	3-4	0	1	1	0	6	1	2	0	0	22		
Team			24-57	9-29	19-24	20	18	38	20	76	14	16	1	8	200		
Totals			24-57	9-29	19-24	20	18	38	20	76	14	16	1	8	200		
1st FG %: 34.2 16.7% 2nd FG %: 52.9% 3rd FG %: 49.2% 4th FG %: 54.5 50.0% Game: 24.0 43.7% Deatball FT %: 69.2 50.0% 3PT %: 4.0 20.0% 2PT %: 41.0 40.0% 3PT %: 1.0 20.0% Rebounds FF %: 4.4 100.0% 0.4 75.0% 3.4 75.0% 19.4 79.2% 5																	

Louisiana Tech 66 - 5-4																	
#	Player	FG	F-GA	3-P	FT	FTA	Rebounds		PF	TP	A	TO	Bk	Stl	Blk	Pts	Min
							Off	Def									
22	LEBLANC, Jasmine	r	2-10	0-1	3-3	3	6	5	7	0	1	0	1	0	19		
23	CLEAVER, Reanna	r	3-7	0-0	1-2	1	5	4	7	0	1	0	1	29			
02	VASQUEZ, Rochelle	g	7-12	3-7	5-5	2	0	2	1	22	6	4	0	0	36		
03	LANG, Kierra	g	0-1	0-1	1-2	0	2	2	1	5	3	0	0	21			
00	MCCUTCHEON, Daria	g	4-11	4-9	2-2	1	2	4	14	1	1	1	1	31			
12	MCCUTCHEON, Daria	r	2-6	0-3	0-0	2	1	2	4	5	3	0	1	27			
14	MCLEOD, Anna	g	0-0	0-0	0-0	0	0	0	0	1	0	1	0	3			
24	REID, Ashley	g	0-0	0-0	0-0	0	0	0	0	1	0	0	0	2			
30	SANTOS, Ashley	r	1-1	0-0	0-0	1	0	1	1	2	0	2	0	1	9		
32	MITTEN, Keivona	g	0-2	0-0	0-0	0	0	0	0	1	2	0	0	0	9		
34	MALONE, Alexus	g	2-3	0-0	1-2	1	0	1	1	5	0	1	1	14			
Team			23-53	7-21	13-16	14	13	27	22	66	17	17	3	6	200		
Totals			23-53	7-21	13-16	14	13	27	22	66	17	17	3	6	200		
1st FG %: 4.0 40.0% 2nd FG %: 7.1 58.3% 3rd FG %: 4.7 23.0% 4th FG %: 23.5 44.0% Game: 23.5 44.0% Deatball FT %: 1.4 75.0% 2.4 50.0% 0.0 0.0% 11.3 84.0% 15.1 81.3% 1																	

Officials: Tina Napier, Scott Yarbrough, Gina Cross  
Technical fouls: Auburn-None, Louisiana Tech-LEBLANC, Jasmine; TEAM.  
Attendance: 1526

Score by periods	1st	2nd	3rd	4th	Total
Auburn	0	28	20	26	74
Louisiana Tech	9	15	9	30	66

Last FG - AU 4th-01:44, LA TECH 4th-00:30  
Largest lead - AU by 20 3rd-00:02, LA TECH by 7 1st-07:00  
AU led for 28:49, LA TECH led for 10:40. Game was tied for 00:29.

Points In Off 2nd Fast  
Paint T/O Chance Break Bench  
AUB 22 10 28 6 18  
LA TECH 24 15 12 10 15

Score tied - 0 times.  
Lead changed - 1 time.

**RUSTON, La.** -- Senior Katie Frerking scored a career-high 30 points and picked up her fourth double-double of the season to lead the Auburn women's basketball team to a 76-66 win at Louisiana Tech Wednesday night.

The Tigers (8-2) overcame a sloppy start to put up their season-high scoring figure and overcame late foul trouble to hold off a fourth-quarter run by the Lady Techsters (5-4).

Frerking's 30-point, 11-rebound effort marked her sixth career double-double and fourth of the season. It was Auburn's first 30-point game since Brandy Montgomery scored 30 against Alabama in the 2015 regular-season finale. Frerking was 9-of-14 from the floor, 5-of-9 from 3-point range and was a perfect 7-for-7 at the free-throw line while playing a season-high 37 minutes.

Auburn shot 42 percent for the game (24-57) and made a season-high nine 3-pointers, five of them from Frerking. The Tigers were also 19-of-24 at the free-throw line and outrebounded Louisiana Tech 38-27.

Montgomery added 12 points for Auburn, and freshman Tyra Johnson had a season-high eight. Jazmine Jones pulled down eight rebounds.

A sluggish first quarter that saw Auburn score just eight points and shoot 17 percent gave way to a 28-point second period, giving Auburn a 36-27 lead at the break. The Tigers missed their first seven shots of the game but bounced back for a 52-percent second quarter. A Frerking 3-pointer to open the second quarter gave Auburn its first lead, and the Tigers would never trail again.

After a Frerking jumper at the buzzer gave Auburn a 20-point lead after three quarters, the Lady Techsters opened the fourth quarter on a 7-0 run. Tech would cut the Auburn lead to as little as 10 points as the Tigers found some late foul trouble and Tech scored 30 points in the fourth. But the Tigers were able to make free throws of their own and hold off the late rally.

Rochelle Vasquez led the Lady Techsters with 22 points, and Kierra Anthony added 14.

## Game 11: Dec. 18, 2016 #24 Virginia Tech 92, Auburn 87 (OT)

### Auburn Arena Auburn, Ala.

Official Basketball Box Score -- Game Totals -- Final Statistics  
Virginia Tech vs Auburn  
12/18/16 4:00 pm at Auburn Arena -- Auburn, Ala.

Virginia Tech 92 - 11-0																	
#	Player	FG	F-GA	3-P	FT	FTA	Rebounds		PF	TP	A	TO	Bk	Stl	Blk	Pts	Min
							Off	Def									
02	Sidney Cook	r	9-13	3-4	2-4	2	6	8	4	23	0	4	0	41			
11	Regan Magarity	r	5-7	1-2	1-1	3	7	10	5	12	2	1	2	37			
05	Vanessa Pinosius	g	6-14	5-12	3-3	1	1	2	2	20	3	2	0	44			
12	Chanelle Hicks	g	6-15	0-2	6-7	1	6	7	4	18	13	7	0	5	42		
25	Samantha Hill	r	2-6	0-1	2-2	1	2	3	3	6	1	3	0	29			
10	Kendry Brooks	g	3-6	3-6	0-0	0	1	0	9	0	0	0	0	16			
14	Kaela Kinder	g	0-0	0-0	0-0	0	0	0	2	1	0	2	0	6			
35	Tara Nahodil	r	2-2	0-0	0-0	0	0	2	4	0	1	0	0	10			
Team			33-63	12-27	14-17	10	27	37	21	92	19	22	2	5	225		
Totals			33-63	12-27	14-17	10	27	37	21	92	19	22	2	5	225		
1st FG %: 8.4 57.1% 2nd FG %: 61.5% 3rd FG %: 50.0% 4th FG %: 40.0% Game: 33.0 52.9% Deatball FT %: 1.1 100.0% 1.1 100.0% 1.2 50.0% 2.2 100.0% 14.7 82.4% 4																	

Auburn 87 - 8-3																	
#	Player	FG	F-GA	3-P	FT	FTA	Rebounds		PF	TP	A	TO	Bk	Stl	Blk	Pts	Min
							Off	Def									
15	Jazmine Jones	r	2-2	0-0	5-5	1	4	5	9	0	1	0	0	25			
23	Jessica Jones	r	3-6	0-0	2-4	5	1	6	2	8	2	2	0	41			
10	Brandy Montgomery	g	8-15	4-10	0-0	1	2	1	20	1	2	0	1	37			
13	Katie Frerking	g	7-17	1-2	0-0	0	5	3	15	3	4	1	0	40			
33	Janiah McKay	g	11-18	0-1	6-8	0	4	4	5	28	3	3	0	1	38		
00	Daisa Alexander	r	0-0	0-0	0-0	0	0	0	0	0	1	0	0	2			
01	Tyra Johnson	r	1-1	1-1	0-0	0	0	0	0	3	0	0	0	3			
05	Emari Jones	r	0-0	0-0	0-0	0	0	0	0	1	0	1	0	9			
14	Tiffany Lewis	r	1-4	1-3	1-2	0	0	0	3	4	1	1	0	15			
40	Khady Dieng	r	0-2	0-0	0-0	1	1	2	0	0	0	0	0	15			
Team			33-65	7-17	14-19	8	18	26	23	87	14	15	0	5	225		
Totals			33-65	7-17	14-19	8	18	26	23	87	14	15	0	5	225		
1st FG %: 6.15 40.0% 2nd FG %: 52.9% 3rd FG %: 41.7% 4th FG %: 69.2% Game: 33.0 50.8% Deatball FT %: 1.2 50.0% 0.0 0.0% 7.1 87.5% 14.9 73.7% 2.1																	

Officials: Dee Kantner, Amy Bonner, Luis Gonzalez  
Technical fouls: Virginia Tech-None, Auburn-None.  
Attendance: 2158

Score by periods	1st	2nd	3rd	4th	OT	Total
Virginia Tech	20	20	21	16	15	92
Auburn	15	22	15	25	10	87

Last FG - VT OT-01:23, AU OT-00:18  
Largest lead - VT by 11 1st-02:29, AU by 4 2nd-05:19  
VT led for 32:34, AU led for 08:54. Game was tied for 03:32.

Points In Off 2nd Fast  
Paint T/O Chance Break Bench  
VT 15 16 6 13  
AU 30 34 14 2 7

Score tied - 5 times.  
Lead changed - 10 times.

**AUBURN** -- Auburn made a stunning fourth-quarter comeback to send its game with No. 24 Virginia Tech to overtime, but fell just short in a 92-87 loss.

The Tigers (8-3) shot a season-high 50.8 percent from the field, scored a season-high 87 points and overcame a nine-point deficit in the final three minutes to force overtime, but the hot-shooting Hokies (11-0) made 12 3-pointers throughout the game and won it at the free-throw line in the extra period.

Sophomore Janiah McKay scored a career-high 28 points - including seven points in the final 1:08 of regulation - and got a key steal, a layup and a free throw to tie the game with 10 seconds to play. But she was lost to fouls early in the overtime period, and the Tigers' leading scorer watched the final 4:08 from the bench.

In a back-and-forth game that saw the lead change hands 10 times, Auburn found itself down by as many as 11 midway through the fourth quarter. The Tigers were able to cut that to six with a little more than a minute to go.

Trailing 75-69 with 1:08 to play in regulation, McKay made two free throws to cut it to four. After a Hokie offensive foul, McKay then knocked down a jumper with 30 seconds left to make it a two-point game. Auburn then had four fouls to give to get Tech to the free-throw line - McKay committed three of them.

After a pair of Hokie free throws pushed the lead back to four, Lewis was fouled and made the first, then after a miss, McKay stole a pass off the defensive rebound under the basket, got the layup to go and was fouled. Her free throw tied the game at 77-all, and the Hokies' last-second attempt missed to send the game to overtime.

Auburn led 81-79 with just over three minutes to play and held a one-point lead at the 1:56 mark, but the Hokies made nine free throws in the extra period to pull away for the win.

Brandy Montgomery scored 20 points, and Katie Frerking added 15. Jessica Jones had a season-high eight points and led Auburn with six rebounds, and Jazmine Jones added a season-high nine.


## Game 12: Dec. 21, 2016 Auburn 85, Drake 80

### Fogelman Arena in Devlin Fieldhouse New Orleans, La.

Official Basketball Box Score -- Game Totals -- Final Statistics  
Auburn vs Drake  
12/21/16 3 pm CT at New Orleans

Auburn 85 - 9-3																	
#	Player	FG	F-GA	3-P	FT	FTA	Rebounds		PF	TP	A	TO	Bk	Stl	Blk	Pts	Min
							Off	Def									
10	Brandy Montgomery	r	4-11	2-7	2-2	1	1	2	12	1	0	0	0	20			
13	Katie Frerking	r	10-16	2-4	4-4	1	5	6	2	26	2	1	4	3	34		
15	Jazmine Jones	r	3-5	0-0	4-8	1	5	4	10	3	1	0	5	26			
23	Jessica Jones	r	1-2	0-0	1-2	4	7	1	4	3	2	1	0	1	22		
33	Janiah McKay	r	7-15	1-1	10-14	1	0	1	2	25	3	2	0	31			
01	Tyra Johnson	g	0-2	0-1	1-2	0	1	1	1	1	2	3	0	0	9		
02	Bria Johnson	r	1-1	0-0	0-0	0	0	0	0	0	0	0	0	3			
03	Erica Sanders	r</															

**Game 13: Dec. 22, 2016**  
**Tulane 61, Auburn 59**  
**Fogelman Arena in Devlin Fieldhouse**  
**New Orleans, La.**



Official Basketball Box Score -- Game Totals -- Final Statistics  
 Auburn vs Tulane  
 12/22/16 5 pm CT at New Orleans

**Auburn 59 • 9-4**

#	Player	Total			3-Ptr			Rebounds		PF	TP	A	TO	Blk	Stl	Min
		FG	FGA	FT	FTA	Off	Def	Off	Def							
10	Brandy Montgomery	4	9	3	7	0	0	2	2	2	11	2	2	0	2	29
13	Katie Frerking	4	11	3	6	4	5	1	5	6	2	15	2	2	0	36
15	Jazmine Jones	4	5	0	0	1	2	3	3	3	9	1	2	0	2	23
23	Jessica Jones	1	1	0	0	0	0	1	3	4	4	2	0	2	3	33
33	Janiah McKay	6	19	1	3	0	0	1	2	3	4	13	1	2	0	30
01	Tyra Johnson	1	1	0	0	1	2	0	4	4	0	4	0	0	0	10
03	Erica Sanders	1	1	0	0	0	0	1	2	3	4	2	1	2	1	24
14	Tiffany Lewis	1	3	0	0	0	0	2	0	2	1	3	0	0	0	11
40	Khady Dieng	0	0	0	0	0	0	1	0	1	0	0	0	0	1	4
	Team							0	2	2						3
	Totals	22	53	9	22	6	9	18	27	20	59	11	16	5	15	200

1st FG %:	3-14	21.4%	2nd 5-12	41.7%	3rd 6-13	46.2%	4th 8-14	57.1%	Game:	22-53	41.5%	Deadball
3pt %:	3-8	37.5%	4-8	50.0%	2-5	40.0%	2-5	40.0%	9-22	40.9%	Rebounds	
FT %:	0-0	0.0%	0-0	0.0%	5-7	71.4%	1-2	50.0%	6-9	66.7%	4	

**Tulane 61 • 8-4**

#	Player	Total			3-Ptr			Rebounds		PF	TP	A	TO	Blk	Stl	Min	
		FG	FGA	FT	FTA	Off	Def	Off	Def								
03	MORGAN, Kolby	7	12	4	6	0	2	1	4	5	3	18	4	2	1	35	
11	VORPahl, Leslie	3	9	2	6	2	2	0	3	3	1	10	6	5	1	38	
22	SCHULTE, Meredith	2	5	2	5	2	2	3	3	6	1	8	0	1	0	29	
26	WYATT, Hartlyn	1	5	0	0	2	2	3	1	4	2	4	1	2	1	25	
33	LATHAM, Courtney	3	7	1	4	1	2	1	2	3	8	2	4	0	0	30	
01	HARDING, Shakira	1	3	0	1	0	0	0	3	3	0	2	0	1	0	14	
05	MANUJRIRANGI, Kayla	0	0	0	0	0	0	0	0	0	0	0	2	0	0	2	
15	THOMPSON, Tene	4	9	0	1	1	3	2	5	0	9	0	2	0	1	22	
34	MADZAREVIC, Ksenija	1	1	0	0	0	0	1	1	0	2	0	0	0	0	5	
	Team							2	2	4						1	
	Totals	22	51	9	23	8	11	13	21	34	10	61	13	20	3	4	200

1st FG %:	4-15	26.7%	2nd 8-14	57.1%	3rd 5-10	50.0%	4th 5-12	41.7%	Game:	22-51	43.1%	Deadball
3pt %:	3-8	37.5%	4-8	50.0%	2-5	40.0%	3-6	50.0%	9-22	40.9%	Rebounds	
FT %:	2-2	100.0%	0-0	0.0%	3-3	100.0%	3-6	50.0%	8-11	72.7%	1	

Officials: Ron Ledington, Ed Sidlasky, Geraldine Smith  
 Technical Fouls: Auburn-None; Tulane-None  
 Attendance: 873

Score by periods	1st	2nd	3rd	4th	Total
Auburn	9	11	20	19	59
Tulane	13	17	15	16	61

Points	In	Off	2nd	Fast
Auburn	18	27	11	4
Tulane	18	21	11	4

Last FG - AU 4th-00:07, TLN 4th-01:30  
 Lastopt lead - AU by 3 1:54:09.11, TLN by 14 3rd-05:29  
 AU led for 06:39, TLN led for 32:23. Game was tied for 00:49.  
 Score tied - 0 times  
 Lead changed - 7 times

**NEW ORLEANS** -- Auburn fought back from a 14-point third-quarter deficit but came up just short Thursday night in a 61-59 loss to Tulane in the championship game of the Tulane Classic.

After a slow start, the Tigers (9-4) shot 51.8 percent in the second half and made a late charge to within one point midway through the fourth quarter, but Tulane (8-4) hit several clutch shots down the stretch to hold on for the win.

Auburn was led by Katie Frerking, who scored all 15 of her points in the second half. She also led the Tigers with six rebounds and six steals. Janiah McKay shook off a slow start to finish with 13 points, and Brandy Montgomery added 11. Erica Sanders matched a career-high with four steals; the Tigers had 15 as a team. Frerking and McKay were named to the all-tournament team.

After forcing just four Tulane turnovers in the first half, Auburn came away with 16 in the second half, turning the Green Wave's 20 turnovers into 27 points. But Tulane was able to control the offensive glass, pulling down 13 offensive rebounds and converting those into 11 points. Both teams made 22 field goals, and both teams made nine 3-pointers -- matching a season-high for Auburn.

Auburn started ice-cold, shooting 21 percent in the first quarter and 30 percent in the half as the Green Wave ended the half on an 11-0 run for a 30-20 lead. Tulane would push their advantage to as many as 14 points at 40-26 midway through the third quarter.

But Auburn fought back, ending that quarter on a 14-5 run to cut the deficit to 45-40 after three periods. After Tulane answered a Frerking layup with a basket of its own, Sanders picked up a loose ball at midcourt and took it in for the layup to cut the deficit to one point at 52-51 with 4:08 to play.

Auburn had chances to take the lead on its next two possessions but couldn't get shots to fall. Tulane then hit back-to-back 3s at the other end to push its lead back to seven at 58-51 with 90 seconds left. Auburn scored five points in the final 40 seconds and benefitted from three missed Tulane free throws and had a chance at a final shot with just over a second to play, but it missed short.

**2016-17 Auburn Women's Basketball  
Auburn Combined Team Statistics (as of Dec 22, 2016)  
All games**

<b>RECORD:</b>	<b>OVERALL</b>	<b>HOME</b>	<b>AWAY</b>	<b>NEUTRAL</b>
ALL GAMES	9-4	3-1	3-2	3-1
CONFERENCE	0-0	0-0	0-0	0-0
NON-CONFERENCE	9-4	3-1	3-2	3-1

#	Player	gp-gs	min	avg	Total		3-Point		F-Throw		Rebounds				pf	dq	a	to	blk	stl	pts	avg		
					fg-fga	fg%	3fg-fga	3fg%	ft-fa	ft%	off	def	tot	avg										
13	Katie Frerking	13-13	445	34.2	76-168	.452	25-66	.379	37-46	.804	23	78	101	7.8	24	0	40	28	13	41	214	16.5		
10	Brandy Montgomery	13-13	351	27.0	77-195	.395	27-97	.278	20-25	.800	17	23	40	3.1	13	0	18	22	0	27	201	15.5		
33	Janiah McKay	13-13	344	26.5	58-153	.379	5-30	.167	45-60	.750	3	20	23	1.8	27	1	38	33	0	20	166	12.8		
15	Jazmine Jones	13-13	309	23.8	26-47	.553	0-0	.000	20-37	.541	27	30	57	4.4	40	2	12	26	0	26	72	5.5		
14	Tiffany Lewis	13-0	181	13.9	18-56	.321	13-40	.325	15-18	.833	10	7	17	1.3	15	0	3	9	3	4	64	4.9		
23	Jessica Jones	13-13	362	27.8	18-31	.581	0-0	.000	11-22	.500	38	33	71	5.5	45	3	13	18	17	15	47	3.6		
01	Tyra Johnson	11-0	98	8.9	9-33	.273	7-25	.280	9-12	.750	3	3	6	0.5	9	0	13	14	0	2	34	3.1		
05	Emari Jones	12-0	116	9.7	9-27	.333	3-14	.214	5-8	.625	8	11	19	1.6	11	0	1	13	0	6	26	2.2		
00	Daisa Alexander	7-0	38	5.4	3-13	.231	1-4	.250	3-4	.750	3	5	8	1.1	8	0	0	6	0	2	10	1.4		
03	Erica Sanders	10-0	162	16.2	6-17	.353	0-0	.000	2-2	1.000	13	14	27	2.7	31	2	5	10	2	18	14	1.4		
40	Khady Dieng	11-0	122	11.1	6-27	.222	1-7	.143	0-0	.000	1	14	15	1.4	11	0	18	9	3	9	13	1.2		
02	Bria Johnson	4-0	12	3.0	1-3	.333	0-0	.000	2-2	1.000	0	2	2	0.5	3	0	1	0	0	1	4	1.0		
22	x-Ekiya Gray	8-0	85	10.6	1-4	.250	0-0	.000	0-2	.000	2	12	14	1.8	16	0	2	7	0	2	2	0.3		
20	Sira Toure	1-0	0	0.0	0-0	.000	0-0	.000	0-0	.000	0	0	0	0.0	0	0	0	0	0	0	0	0.0		
Team											20	24	44											
Total.....		13	2625		308-774	.398	82-283	.290	169-238	.710	168	276	444	34.2	253	8	164	210	38	173	867	66.7		
Opponents.....		13	2625		266-663	.401	93-271	.343	145-206	.704	143	322	465	35.8	247	-	169	321	33	84	770	59.2		

x-Inactive player

<b>TEAM STATISTICS</b>	<b>AU</b>	<b>OPP</b>	<b>Date</b>	<b>Opponent</b>	<b>Score</b>	<b>Att.</b>
SCORING	867	770	11/11/16	TROY	w 61-52	2336
Points per game	66.7	59.2	11/17/16	at North Carolina A&T	w 68-36	538
Scoring margin	+7.5	-	11/20/16	at East Carolina	w 61-52	1019
FIELD GOALS-ATT	308-774	266-663	11/22/16	vs Ball State	w 54-40	319
Field goal pct	.398	.401	11/23/16	vs Marist	w 52-51	249
3 POINT FG-ATT	82-283	93-271	11/24/16	vs West Virginia	L 52-56	417
3-point FG pct	.290	.343	11/27/16	INDIANA	w 71-67	1752
3-pt FG made per game	6.3	7.2	12/1/16	at Kansas State	L 66-71	4160
FREE THROWS-ATT	169-238	145-206	12/11/16	SAVANNAH STATE	w 75-46	1830
Free throw pct	.710	.704	12/14/16	at Louisiana Tech	w 76-66	1526
F-Throws made per game	13.0	11.2	12/18/16	VIRGINIA TECH	Lot 87-92	2158
REBOUNDS	444	465	12/21/16	vs Drake	w 85-80	439
Rebounds per game	34.2	35.8	12/22/16	at Tulane	L 59-61	873
Rebounding margin	-1.6	-				
ASSISTS	164	169	* - Conference game			
Assists per game	12.6	13.0				
TURNOVERS	210	321				
Turnovers per game	16.2	24.7				
Turnover margin	+8.5	-				
Assist/turnover ratio	0.8	0.5				
STEALS	173	84				
Steals per game	13.3	6.5				
BLOCKS	38	33				
Blocks per game	2.9	2.5				
ATTENDANCE	8076	9540				
Home games-Avg/Game	4-2019	5-1623				
Neutral site-Avg/Game	-	4-356				

<b>Score by Periods</b>	<b>1st</b>	<b>2nd</b>	<b>3rd</b>	<b>4th</b>	<b>OT</b>	<b>Totals</b>
Auburn	192	214	216	235	10	867
Opponents	178	181	185	211	15	770



**Daisa Alexander**  
Freshman • G • 5-8  
Decatur, Ga.  
Southwest DeKalb HS




**Tyra Johnson**  
Freshman • G • 5-7  
Decatur, Ala.  
Austin HS



**Bria Johnson**  
Junior • G • 5-8  
Baton Rouge, La.  
Episcopal HS



**Erica Sanders**  
Sophomore • G • 5-10  
San Antonio, Texas  
Johnson HS



**Emari Jones**  
Sophomore • G • 6-2  
Chicago, Ill.  
Shawnee CC



**Brandy Montgomery**  
Senior • G • 5-10  
Port St. Lucie, Fla.  
Lincoln Park Academy



**Justice Wright**  
Junior • C • 6-4  
Macon, Ga.  
Clemson



**Katie Frerking**  
Senior • G/F • 6-1  
Johns Creek, Ga.  
Wesleyan School



**Tiffany Lewis**  
RS Junior • G • 5-8  
Chattanooga, Tenn.  
Clemson



**Jazmine Jones**  
Junior • F • 6-2  
Winston-Salem, N.C.  
West Forsyth HS




**Sira Toure**  
Junior • G • 5-9  
Kennewick, Wash.  
Weber State



**Jessica Jones**  
Junior • F • 6-2  
Winston-Salem, N.C.  
West Forsyth HS



**Janiah McKay**  
Sophomore • G • 5-6  
Gainesville, Fla.  
Gainesville HS



**Khady Dieng**  
Senior • G • 6-0  
Dakar, Senegal  
Gatewood (Ga.) HS



**Terri Williams-Flournoy**  
Head Coach  
Penn State (1991)  
Fifth Season



**Ty Evans**  
Associate Head Coach  
Wisconsin-Whitewater (1995)  
Fifth Season



**Adrian Walters**  
Assistant Coach  
St. Francis (Pa.) (1987)  
Fifth Season



**Clarisse Garcia**  
Assistant Coach  
Villanova (2007)  
First Season