



2017-18 AUBURN MEN'S BASKETBALL

AUBURN ATHLETICS COMMUNICATIONS: 392 SOUTH DONAHUE DRIVE || AUBURN, AL 36830 || AUBURNTIGERS.COM || @AUBURNMBB

SCHEDULE/RESULTS

Date	Opponent	Time/Result
Nov. 10	Norfolk State (SECN+)	W, 102-74
Nov. 16	! vs. Indiana State (ESPNU)	W, 83-64
Nov. 17	! vs. Temple (ESPN2)	L, 88-74
Nov. 19	! vs. Hofstra (ESPNU)	W, 89-78
Nov. 24	Winthrop (SECN)	W, 119-85
Nov. 29	at Dayton (CBS Sports)	W, 73-60
Dec. 3	George Mason (SECN+)	W, 79-63
Dec. 6	Gardner-Webb (SECN+)	W, 80-55
Dec. 9	UAB (SECN)	W, 85-80
Dec. 16	@ vs. Middle Tennessee (SECN)	W, 76-70
Dec. 19	at Murray State	W, 81-77
Dec. 23	UConn (ESPN2)	W, 89-64
Dec. 30	Cornell (SECN)	W, 98-77
Jan. 2	* at #23 Tennessee (ESPNU)	W, 94-84
Jan. 6	* #22 Arkansas (ESPNU)	W, 88-77
Jan. 9	* Ole Miss (ESPNU)	W, 85-70
Jan. 13	* at Mississippi State (SECN)	W, 74-68
Jan. 17	* at Alabama (SECN)	L, 76-71
Jan. 20	* Georgia (SECN)	W, 79-65
Jan. 24	* at Missouri (SECN)	W, 91-73
Jan. 27	* LSU (SECN)	5 pm
Jan. 30	* at Ole Miss (SECN)	8 pm
Feb. 3	* Vanderbilt (SECN)	7:30 pm
Feb. 7	* Texas A&M (ESPN2)	8 pm
Feb. 10	* at Georgia (SECN)	2:30 pm
Feb. 14	* Kentucky (ESPN2)	8 pm
Feb. 17	* at South Carolina (SECN)	2:30 pm
Feb. 21	* Alabama (SECN)	7:30 pm
Feb. 24	* at Florida (SECN)	7:30 pm
Feb. 27	* at Arkansas (SECN)	8 pm
Mar. 3	* South Carolina (SECN)	2:30 pm
Mar. 7-11	% SEC Tournament (SECN/ESPN)	TBA

All times Central // Home games in Bold

* - SEC game // ! - Charleston Classic (Charleston, S.C.)

@ - Birmingham, Ala. (Legacy Arena)

% - St. Louis, Mo. (Scottrade Center)

GAME INFORMATION



#19 AUBURN TIGERS
18-2 (6-1 SEC)



LSU TIGERS
12-7 (3-4 SEC)

Date/Time Jan. 27, 2018 / 5 p.m. CT
Site Auburn, Ala.
Venue Auburn Arena (9,121)
TV SEC Network
PxP Kevin Fitzgerald
Analyst Sean Harrington
Radio Auburn Sports Network | TuneIn
PxP Rod Bramblett
PxP Sonny Smith
Pre-Postgame Host Brad Law
Series History LSU leads 85-68
In Auburn Auburn leads 36-35
In Baton Rouge LSU leads 46-25
Neutral Site Auburn leads 6-4
Last Meeting AU W, 98-75 (Feb. 21, 2017)
Streak Auburn W2

AUBURN HEAD COACH

Bruce Pearl **Boston College (1982)**
Career Record 524-201 (.723)
Years 23rd
Record at Auburn 62-56 (.525)
Years 4th

LSU HEAD COACH

Will Wade (-)
Career Record 103-52 (.665)
Years
Record at LSU 12-7 (.632)
Years 1st

» Auburn is hosting its annual AULIVE Cancer game Saturday against LSU. Led by head coach Bruce Pearl, AULIVE is a campaign that joins the local fight against cancer. 100 percent of the proceeds go to go directly to cancer patients through six or seven local agencies and one in Knoxville.

» Fans have purchased navy shirts for \$20 and will wear them at the game Saturday. The coaches and staff will also be sporting the shirts and the team will wear navy uniforms.

» The Tigers lead the SEC and are 13th nationally averaging 85.6 points per game, which puts Auburn on pace to be the SEC's highest-scoring team since Kentucky in 1996 (91.4).

» Auburn has clinched a winning regular season for the second straight year after matching last year's win total of 18, its first winning season since 2008-09. The Tigers have secured back-to-back winning seasons for the first time since 1999-2000 and 2000-01.

PROBABLE AUBURN STARTERS

Pos.	No.	Name	Ht.	Wt.	Cl.	Hometown (Last School)	PPG	RPG	APG	Blocks	Steals	FT%
G	1	Jared Harper	5-10	170	So.	Mableton, Ga. (Pebblebrook HS)	12.9	2.3	5.3	1	24	.813
G	2	Bryce Brown	6-3	198	Jr.	Stone Mountain, Ga. (Tucker HS)	16.4	2.2	2.1	6	19	.828
G	5	Mustapha Heron	6-5	218	So.	Waterbury, Conn. (Sacred Heart HS)	14.9	5.4	1.0	0	26	.802
F	13	Desean Murray	6-3	225	Jr.	Stanley, N.C. (Presbyterian College)	11.1	6.9	1.6	13	20	.840
F	24	Anfernee McLemore	6-7	220	So.	Warwick, Ga. (Worth County HS)	7.8	5.7	0.6	61	13	.765
F	0	Horace Spencer	6-8	220	Jr.	Philadelphia, Pa. (Findlay Prep)	4.7	5.1	0.7	25	28	.710
F	4	Chuma Okeke	6-8	230	Fr.	Atlanta, Ga. (Westlake HS)	7.7	5.6	1.1	10	14	.688
G	10	Davion Mitchell	6-1	200	Fr.	Hinesville, Ga. (Liberty County HS)	4.6	1.4	2.3	1	7	.708
G/F	14	Malik Dunbar	6-6	230	Jr.	North Augusta, S.C. (Col. of Central Florida)	5.7	2.2	0.3	8	4	.706

PROBABLE LSU STARTERS

Pos.	No.	Name	Ht.	Wt.	Cl.	Hometown (Last School)	PPG	RPG	APG	Blocks	Steals	FT%
F	1	Duop Reath	6-11	244	Sr.	Perth, Australia (Lee College)	13.8	5.7	0.7	20	7	.629
G	3	Tremont Waters	5-11	167	Fr.	New Haven, Conn. (Notre Dame HS)	15.7	3.7	6.1	2	46	.795
G	4	Skylar Mays	6-4	200	So.	Baton Rouge, La. (Findlay Prep)	11.2	3.9	3.3	5	26	.868
G	14	Randy Onwuasor	6-3	210	Gr.	Inglewood, Calif. (Southern Utah)	4.4	2.0	0.9	2	10	.833
F	21	Aaron Epps	6-10	214	Sr.	Ball, La. (Tioga HS)	9.9	6.0	0.4	14	7	.767
G	0	Brandon Sampson	6-5	184	Jr.	Baton Rouge, La. (Madison Prep)	7.8	2.5	1.2	2	11	.636
G	2	Brandon Rachal	6-5	215	Fr.	Natchitoches, La. (Natchitoches-Central HS)	4.6	2.8	0.7	5	14	.576
G	5	Daryl Edwards	6-3	165	Jr.	Fresno, Calif. (Northwest Florida State)	5.9	1.4	1.2	2	9	.889
F	44	Wayde Sims	6-6	217	So.	Baton Rouge, La. (University HS)	5.8	3.1	0.3	12	11	.700

#WarEagle



AuburnTigers.com



@AuburnMBB | @AuburnTigers

/AuburnMBB
/AuburnTigers

TEAM SCHEDULE AND MEDIA AVAILABILITY » WEEK OF Jan. 22-Jan. 28

MONDAY Jan. 22	TUESDAY Jan. 23	WEDNESDAY Jan. 24	THURSDAY Jan. 25	FRIDAY Jan. 26	SATURDAY Jan. 27	SUNDAY Jan. 28
PRACTICE 2:30 pm	PRACTICE 2:30 pm	GAME 8 pm Missouri	PRACTICE 2:30 pm	PRACTICE 2:30 pm	GAME 5 pm LSU	OFF
Interviews at 2 pm		Interviews postgame	Press conference 11 am		Interviews postgame	

AUBURN ATHLETICS COMMUNICATIONS

AUBURNTIGERS.COM

For updated game notes, statistics and all the latest information on Auburn basketball and gameday activities, go to AuburnTigers.com.

INTERVIEW POLICY

Coach Pearl, assistant coaches and selected athletes are available for phone and personal interviews by contacting Cody Voga in the communications office. Postgame interviews with Coach Pearl and requested players will be conducted in the media room of Auburn Arena following a brief cooling-off period. **Practices are open unless otherwise specified.**

CREDENTIALS

Anyone wishing to cover Auburn basketball games should contact Cody Voga in the communications office at least one day in advance in order to make the proper arrangements.

GAME DAY SERVICES

Notes for both teams and gameday programs will be provided prior to the game. Stats will be after the game. Wireless internet is available in the media room; ask Cody Voga for the password.

VIDEO SERVICES

FTP feeds of selected Auburn basketball highlights are available for the media. A number of studio and satellite services may be arranged for electronic media by calling Jeff Hanel in the Auburn video services office at 254-709-8116 or by emailing jeff.hanel@auburn.edu.

PHOTO SERVICES

For photos of Auburn basketball or anything pertaining to Auburn Athletics, contact Wade Rackley at 334-750-6907 or via email at wwr0004@auburn.edu

COMMUNICATIONS STAFF

Cody Voga	Interim basketball contact
cell:	334-750-9023
email:	voga@auburn.edu
Kirk Sampson	Associate AD
cell:	334-750-1385
email:	sampska@auburn.edu
TBA	SEC Network/TV contact
cell:	
email:	

QUICK FACTS

UNIVERSITY INFORMATION

City / Zip Auburn, Ala. / 36831
 Founded Oct. 1, 1856
 Enrollment 25,469
 Nickname Tigers
 Colors Navy Blue and Burnt Orange
 Affiliation NCAA Division I
 Conference Southeastern Conference
 Arena Auburn Arena
 Stadium Capacity 9,121
 President Dr. Steven Leath
 Athletic Director Jay Jacobs

PROGRAM INFORMATION

First Year of Basketball 1905-06
 All-Time Record (Years) 1311-1173-1 (112th)
 All-Time SEC Record (Years) 589-730 (85th)
 SEC Champ./Tournament 2 (1999)/1 (1985)
 NCAA Tournament App. (Last) 8 (2003)
 NCAA Tournament Record 12-8
 All-Americans 13
 All-SEC Selections 88

TEAM INFORMATION

2016-17 Record 18-14
 SEC Record (Finish) 7-11 (11th)
 Home / Away / Neutral 10-5 / 6-6 / 2-3
 Letterwinners Returning/Lost 9/3
 Starters Returning/Lost 5/0
 Newcomers 4

STAFF INFORMATION

Head Coach Bruce Pearl
 Alma Mater Boston College (1982)
 Career Record 523-201 (23rd season)
 Record at Auburn 61-56 (4th season)
 Assistant Coach Harris Adler
 Alma Mater Phil. Col. of Pharm. & Sci. (1998)
 Assistant Coach Steven Pearl
 Alma Mater Tennessee (2010)
 Interim Assistant Coach Chad Prewett
 Alma Mater Troy State (1994)
 Special Assistant Jordan VerHulst
 Alma Mater Grand Valley State (2008)
 Athletic Trainer Clark Pearson
 Alma Mater Kentucky (1995)
 Strength & Conditioning Coach ... Damon Davis
 Alma Mater Western Illinois (2003)
 Video Coordinator Frankie Sullivan
 Alma Mater Auburn (2011)

GAMEDAY EXPERIENCE: AUBURN ARENA

» Built at a cost of \$86 million, Auburn Arena seats 9,121 fans for basketball games. Auburn Arena replaced the old Beard-Eaves Memorial Coliseum as home of Tiger basketball for the 2010-11 season. The furthest seat in Auburn Arena is just 43 feet away from the court. A full two-thirds of the seats in the facility are less than 27 feet in elevation from courtside. The Arena features a team store, six concession stands, three elevators, 94 HD televisions plus family restrooms and customer service kiosks on all seating levels. For special events, 12,000 square feet of banquet space, including tailgate and super suites, is available. For the teams, Auburn Arena offers an office suite for the coaches, locker rooms and a 13,970-square foot practice facility and weight room.



ROSTER

BY NUMBER

No.	Name	Pos.	Ht.	Wt.	Yr.	Hometown (Previous School)
0	Horace Spencer	F	6-8	225	Jr.	Philadelphia, Pa. (Findlay Prep)
1	Jared Harper	G	5-10	170	So.	Mableton, Ga. (Pebblebrook)
2	Bryce Brown	G	6-3	198	Jr.	Stone Mountain, Ga. (Tucker)
3	Danjel Purifoy	F	6-7	230	So.	Centreville, Ala. (Hargrave Military Academy)
4	Chuma Okeke	F	6-8	230	Fr.	Atlanta, Ga. (Westlake)
5	Mustapha Heron	G	6-5	218	So.	Waterbury, Conn. (Sacred Heart)
10	Davion Mitchell	G	6-1	200	Fr.	Hinesville, Ga. (Liberty County)
12	Devontae Williams	G	6-4	215	So.	Opp, Ala. (Opp)
13	Desean Murray	F	6-3	225	Jr.	Stanley, N.C. (Presbyterian College)
14	Malik Dunbar	G/F	6-6	230	Jr.	North Augusta, S.C. (College of Central Florida)
20	Samir Doughty*	G	6-4	187	So.	Philadelphia, Pa. (VCU)
21	Patrick Keim	G	6-0	186	Sr.	Birmingham, Ala. (Mountain Brook)
22	Will Macoy	G	6-4	190	So.	Birmingham, Ala. (Vestavia Hills)
24	Anfernee McLemore	F	6-7	220	So.	Warwick, Ga. (Worth County)
25	Brett Easterling	G	6-1	165	Fr.	Tallahassee, Fla. (Lawton Chiles)
41	Cole Blackstock	F	6-9	260	Jr.	Killen, Ala. (Brooks)
50	Austin Wiley	C	6-11	260	So.	Hoover, Ala. (Calusa Prep)
54	Thomas Collier	F	6-9	215	So.	Birmingham, Ala. (Briarwood Christian)

BY NAME

No.	Name	Pos.
41	Cole Blackstock	F
2	Bryce Brown	G
54	Thomas Collier	F
20	Samir Doughty	G
14	Malik Dunbar	G/F
25	Brett Easterling	G
1	Jared Harper	G
5	Mustapha Heron	G
21	Patrick Keim	G
22	Will Macoy	G
24	Anfernee McLemore	F
10	Davion Mitchell	G
13	Desean Murray	F
4	Chuma Okeke	F
3	Danjel Purifoy	F
0	Horace Spencer	F
50	Austin Wiley	C
12	Devontae Williams	G

* - will sit out 2017-18 season after transferring with 2 years of eligibility remaining

Head Coach: Bruce Pearl (Boston College '82)

Assistant Coach: Harris Adler (Philadelphia College of Pharmacy & Science '98)

Assistant Coach: Steven Pearl (Tennessee '10)

Interim Assistant Coach: Chad Prewett (Troy State '94)

Special Assistant to the Head Coach: Jordan VerHulst (Grand Valley State '08)

Athletic Trainer: Clark Pearson (Kentucky '95)

Strength & Conditioning Coach: Damon Davis (Western Illinois '03)

Video Coordinator: Frankie Sullivan (Auburn '11)

BY CLASS

Freshmen (3)

Brett Easterling, Davion Mitchell, Chuma Okeke

Sophomores (9)

Thomas Collier, Samir Doughty, Jared Harper, Mustapha Heron, Will Macoy, Anfernee McLemore, Danjel Purifoy, Austin Wiley, Devontae Williams

Juniors (5)

Cole Blackstock, Bryce Brown, Malik Dunbar, Desean Murray, Horace Spencer

Seniors (1)

Patrick Keim

PRONUNCIATION GUIDE

SAMIR DOUGHTYSAH-meer DOW-tee
MALIK Dunbar Muh-LEEK
MUSTAPHA HERON Muh-STAH-fuh HAIR-un
 Patrick **KEIM**KIME
ANFERNEE McLemoreANN-fur-knee
DAVION MitchellDAY-vee-on
DESEAN MurrayDuh-SHAWN
DANJEL PURIFOYDAN-jel PURE-a-foy
HORACE Spencer HOR-us

BRUCE PEARL » HEAD COACH

- Has advanced to postseason play in 18 of 22 years as a head coach
- Set single-season wins records at three different schools (29 at Southern Indiana in 1995; 26 at Wisconsin-Milwaukee in 2005; 31 at Tennessee in 2008)
- Bruce Pearl's teams have led their conference in scoring 16 of the 22 years that he has been a head coach. His squads were the SEC's scoring champion in four of his six seasons at Tennessee, averaging 77.4 ppg while allowing 70.5 ppg
- One of just seven active head coaches who has led his teams to at least 10 NCAA Sweet 16 appearances (10 total)
- Bruce Pearl is ranked second in the SEC among current head coaches in career winning percentage (.718), fifth in winning percentage as a SEC head coach (.622), fifth in average wins per year as a SEC head coach (21.0) and fifth in SEC games only win pct. (.540, 81-70)
- Bruce Pearl's 506-199 (.718) overall record is the second-best winning percentage out of the 14 current SEC head coaches
- Bruce Pearl's 189-115 (.622) record as a SEC head coach is the third-best winning percentage out of the current SEC head coaches
- Under Bruce Pearl, Auburn has had 12-of-12 graduating players in Malcolm Canada, Chris Denson, Asaiah Dixon-Tatum, KT Harrell, Allen Payne, Cinmeon Bowers, Jordon Granger, Josh Dollard, Dylan Spencer, C.J. Holmes, Jonathan Walker and Tahj Sham-sid-Deen
- Auburn had a perfect 1000 APR in Bruce Pearl's first season in 2014-15
- Auburn reached its first tournament final since winning the 2002 San Juan Shootout in this season's Cancun Challenge
- In 2015-16, for the first time in 48 years since 1967-68, Auburn defeated Kentucky, Alabama, Tennessee, Georgia and Arkansas in the same season
- Auburn defeated Kentucky and Alabama in back-to-back games for the first time since 1967 in 2016 and for only the third time in its 110 seasons of basketball
- Auburn has sold out of season tickets for the third straight time in 2016-17, all under Pearl, to continue the school record streak. Prior to Pearl, the only other time the Tigers sold out of season tickets came in the 1999-2000 season
- Auburn averaged 8,216 in its 15 home games in 2015-16, which is 90 percent capacity at Auburn Arena. Auburn ranked second in the SEC in percent capacity behind Kentucky for the second straight season
- In 22 full years as a head coach, Bruce Pearl's teams have finished either first or second in conference play 15 times
- In the 2015 SEC Tournament, Auburn won three games in three days for the first time in 30 years and reached the semifinals for the first time since 2009. The Tigers defeated Mississippi State and two postseason teams Texas A&M (NIT) and LSU (NCAA) before falling to undefeated Kentucky
- At the Division I level, Pearl's teams have topped the 100-point mark 16 times, including a high of 124 in 2009 as well as 121 in the 2007 NCAA Tournament. In his second year as a coach at Southern Indiana the team averaged 101.7 ppg
- Has coached a league's leading scorer 3 times: KT Harrell, Auburn, 18.5 ppg – 2015; Dylan Page, UWM, 20.9 ppg – 2004; Chris Lofton, UT, 20.8 ppg - 2007

**COACH PEARL**

Hometown.....Boston, Mass.
 Alma MaterBoston College (1982)
 Family.....wife, Brandy; daughters, Jacqui and Leah;
sons, Steven and Michael

COACHING CAPSULE

Career Record524-201 (.723) / 23rd season
 SEC Record84-70 (.545)
 NCAA Tournaments17
 Sweet Sixteens10
 Elite Eights.....1
 National Coach of the Year.....1 (2006)
 SEC Coach of the Year1 (2008)
 AP SEC Coach of the Year.....2 (2006, 2008)

COACHING RECORD

1992-93	Southern Indiana	22-7
1993-94	Southern Indiana	28-4
1994-95	Southern Indiana	29-4
1995-96	Southern Indiana	25-4
1996-97	Southern Indiana	23-5
1997-98	Southern Indiana	27-6
1998-99	Southern Indiana	26-6
1999-00	Southern Indiana	25-6
2000-01	Southern Indiana	26-4
2001-02	Milwaukee	16-13
2002-03	Milwaukee	24-8
2003-04	Milwaukee	20-11
2004-05	Milwaukee	26-6
2005-06	Tennessee	22-8
2006-07	Tennessee	24-11
2007-08	Tennessee	31-5
2008-09	Tennessee	21-13
2009-10	Tennessee	28-9
2010-11	Tennessee	19-15
2014-15	Auburn	15-20
2015-16	Auburn	11-20
2016-17	Auburn	18-14
2017-18	Auburn	18-2



FASTEST ACTIVE COACHES TO 400 WINS

Coach	Current School	Games	Year	Rec.
Roy Williams	North Carolina	496	15th	400-96
Bruce Pearl	Auburn	509	17th	400-109

RECORD AGAINST SEC OPPONENTS
TOTAL: 97-81 (.545)

Alabama.....	8-7	Ole Miss.....	6-7
Arkansas.....	7-5	Mississippi State.....	8-4
Auburn.....	5-2	Missouri.....	4-4
Florida.....	8-8	South Carolina.....	13-4
Georgia.....	13-7	Tennessee.....	2-4
Kentucky.....	5-12	Texas A&M.....	1-4
LSU.....	9-5	Vanderbilt.....	8-8

POSTSEASON FINISHES AS HEAD COACH

1992-93	Southern Indiana	NCAA Region 3rd Place
1993-94	Southern Indiana	NCAA Runner-Up
1994-95	Southern Indiana	NCAA Champions
1995-96	Southern Indiana	NCAA Sweet 16
1996-97	Southern Indiana	NCAA First Round
1997-98	Southern Indiana	NCAA Sweet 16
1998-99	Southern Indiana	NCAA Sweet 16
1999-00	Southern Indiana	NCAA Sweet 16
2000-01	Southern Indiana	NCAA First Round
2001-02	Milwaukee	-
2002-03	Milwaukee	NCAA First Round
2003-04	Milwaukee	NIT First Round
2004-05	Milwaukee	NCAA Sweet 16
2005-06	Tennessee	NCAA Second Round
2006-07	Tennessee	NCAA Sweet 16
2007-08	Tennessee	NCAA Sweet 16
2008-09	Tennessee	NCAA First Round
2009-10	Tennessee	NCAA Elite 8
2010-11	Tennessee	NCAA Second Round
2014-15	Auburn	-
2015-16	Auburn	-
2016-17	Auburn	-

• Bruce Pearl has raised \$1 million in only four golf tournaments at Auburn. Pearl and his wife, Brandy, have remarkably raised \$770,000 in the last three years benefitting Children's Harbor in Birmingham through the Bruce Pearl For the Children Golf Classic. The mission of Children's Harbor is to help children with serious illness and their families. Over \$200,000 was raised in the Bruce, Barkley & Basketball Golf Classic Oct. 23-24, 2016, benefitting the Auburn Basketball program.

• Pearl started AUTLIVE at Auburn in 2015-16 to benefit cancer patients in the fight to beat cancer. AUTLIVE raises the awareness of cancer prevention and detection while t-shirt sales and donations raise money to benefit cancer patients. He initiated the OUTLIVE program in 2009 at Tennessee in recognition of former Vol Chris Lofton, who beat testicular cancer through early diagnosis and treatment and went on to play the entire 2007-08 season while recovering from his battle with the disease.

• Pearl donated \$250,000 to the Auburn University comprehensive campaign in September 2016, helping push it over the ambitious \$1 billion goal ahead of schedule.

• The Bruce Pearl Family Foundation in conjunction with L5 Foundation, an organization dedicated to addressing the essential and basic needs of cancer patients, donated \$20,000 to five charities in a ceremony in Knoxville in August 2015. Pearl accepted a \$10,000 donation to an endowed scholarship in his name to Camp Koinonia, an outdoor education program for children with disabilities.

• The Pearl family announced on Feb. 27, 2007, a \$100,000 donation to endow a scholarship in the name of former Tennessee player Dane Bradshaw. The Dane Bradshaw Athletic Scholarship Endowment is awarded to the male or female student-athlete at UT who best epitomizes the characteristics of the 2006-07 senior captain.

WIN % AS NCAA HEAD COACH

Coach	Win %	Record
John Calipari	.773	667-196
Bruce Pearl	.723	524-201
Michael White	.700	163-70
Will Wade	.665	103-52
Mike Anderson	.658	342-178
Bryce Drew	.658	150-78
Ben Howland	.650	445-245
Rick Barnes	.647	649-354
Frank Martin	.626	226-135
Mark Fox	.625	280-168
Andy Kennedy	.621	266-162
Cuonzo Martin	.609	199-128
Avery Johnson	.575	50-37
Billy Kennedy	.558	339-271

WIN % AS SEC HEAD COACH

Coach	Win %	Record
John Calipari	.820	264-58
Michael White	.674	62-30
Mike Anderson	.640	142-80
Bruce Pearl	.639	207-117
Will Wade	.632	12-7
Andy Kennedy	.622	245-149
Cuonzo Martin	.613	76-48
Billy Kennedy	.582	128-92
Avery Johnson	.575	50-37
Frank Martin	.574	109-81
Mark Fox	.557	157-125
Ben Howland	.530	44-39
Rick Barnes	.529	45-40
Bryce Drew	.473	26-29

as of games completed Jan. 25, 2017

WHAT THEY ARE SAYING

"I am 100 percent on the BP (Bruce Pearl) bandwagon, and I am going to do anything I can to help this program be successful again. For the first time in a long time, I am excited. It has been a long time since I have been excited, but the thing I have been excited the most about is the guy leading the program." - **Charles Barkley**

"I think of all the coaches who I have covered in college basketball, everybody has their thing that makes them special. All of the successful ones are great on the floor in some shape or form, but then they have one quality that separates them. No one is better at energizing a program, no one is better at igniting a fan base than Bruce, and the Tennessee example is a perfect one. It was a half empty building that they may be even papering to get to half, and then Bruce comes there, and you can't get a ticket. He just has that energy, that charisma, he's a fabulous basketball coach, but that charisma is what makes his programs extraordinary." - **Mike DeCoursey**

"Bruce Pearl is one of the best coaches in the country, and I think he is doing a terrific job building up the Auburn program, and I think that trajectory is going to continue in that direction. I think he is doing a great job." - **Jay Bilas**

INSIDE THE SERIES: LSU

» LSU is ahead in the all-time series with an 85-68 record. However, under Coach Pearl, Auburn has won three of the last four and four of the last six.

» Auburn is 36-35 at home in the series and has picked up nine wins since 2000 on its home floor.

OFF TO A GOOD START

» At 18-2, Auburn is off to its fourth-best 20-game start in program history, only trailing the 1927-28, 1958-59 and 1998-99 Tigers, who were all 19-1 through 20 games.

» Auburn has matched its win total from a season ago when the Tigers finished 18-14 and have won 18 games for just the third time in the last 15 years. It is the first time Auburn has won 18 games in back-to-back seasons since doing so in three consecutive seasons from 1998-99 to 2000-01 (29 wins in 1998-99, 24 wins in 1999-00 and 18 wins in 2000-01).

DROUGHT BUSTERS

» The Tigers have made history with each result so far in SEC play. Here are the streaks Auburn entered the season with and the 2018 result.

Opponent	Losing Streak	Result
Tennessee	L, 11 of 12	W, 94-84
Arkansas	L, 9 of 10	W, 88-77
Ole Miss	L, last 10; 13 of 15	W, 85-70
Mississippi St.	L, 6 straight away	W, 76-68
Georgia	L, 4 of 5	W, 79-64
Missouri	L, 3 of 4 away	W, 91-73

TOP OF THE CHARTS

» Auburn leads the SEC with a 6-1 mark. The Tigers are one SEC win away from matching its total from last season. It is the latest Auburn has held sole possession of first place in the SEC since the Tigers won the 1998-99 SEC regular-season crown.

DOWN, BUT NOT OUT

» Auburn's win at Tennessee was the first time the Tigers have overcome a deficit of at least 14 points to win since defeating Xavier 89-88 in 2OT in Auburn on Dec. 20, 2014, after also trailing by 14.

» On Jan. 20, Auburn trailed by as many as 16 against Georgia, but outscored the Bulldogs 55-25 in the second half to come back and win by 15. It was largest deficit the Tigers have overcome in an SEC game since overcoming a 19-point deficit against Mississippi State, Feb. 12, 2011.

» Auburn is 5-2 this campaign in games which the Tigers have trailed by 10-plus points, including 4-1 in SEC play. Prior to this season, Auburn was 4-40 in its last 44 such games.

RIISING UP WHEN IT COUNTS

» Auburn outscored Missouri 50-37 in the second half. It is the ninth time the Tigers have scored at least 50 points in a half this season, including the eighth time Auburn has scored 50 points in the second half. The Tigers have scored 50-plus second-half points in five of seven SEC games.

» For the season, Auburn is averaging 44.4 points in the second half on 48.6 percent shooting, including 40.1 from 3-point range and 79.3 from the free-throw line. The Tigers' second-half production has been even better in SEC play where Auburn has averaged 48.0 points on 50.0 percent shooting including 44.7 percent from deep and 81.8 percent from the free-throw line.

TRUE BALANCE

» With four players averaging 10-plus points per game this season and two others at 7.5 or more points per game, the Tigers can get their scoring from any source any night.

» Through 20 games this season, Auburn has had five or more players score in double figures 10 times. By comparison, the Tigers accomplished that feat just six times a year ago.

» The Tigers have nine players that have eclipsed the 10-plus point plateau during the season with all nine doing it multiple times, led by the backcourt duo of Bryce Brown and Jared Harper (17).

A CLOSER LOOK AT THE MATCHUP

Scoring Offense	85.6	79.2
Scoring Defense	72.4	71.3
Scoring Margin	+13.2	+7.9
FG Pct.	.448	.488
FG Pct. Defense	.404	.434
3-pt. FG Pct.	.377	.357
3-pt. FG Pct. Defense	.346	.323
FT Pct.	.784	.733
Rebounds Per Game	39.8	34.5
Opp. Rebounds Per Game	34.8	33.8
Rebound Margin	+5.0	+0.6
Assists Per Game	14.9	14.7
Turnovers Per Game	12.4	11.3
Opp. Turnovers Per Game	15.5	14.1
Turnover Margin	+3.1	+2.7
Assist/Turnover Ratio	1.2	1.3
Steals Per Game	7.8	7.6
Blocks Per Game	6.3	3.6

AWARD CASE**Malik Dunbar**

Top-10 JUCO Transfers (Jon Rothstein)

Mustapha Heron

Jerry West Award Watch List
Preseason Second Team All-SEC (Coaches)
Charleston Classic All-Tournament Team
SEC Player of the Week (Jan. 8)

Desean Murray

20 Under-the-Radar Transfers (Jon Rothstein)

Chuma Okeke

20 Under-the-Radar Freshmen (Jon Rothstein)
SEC Freshman of the Week (Dec. 4)

Austin Wiley

Kareem Abdul-Jabbar Watch List

PLAYER TO WATCH: DAVION MITCHELL

» In his first collegiate campaign, Davion Mitchell has been a key contributor off the bench. Known as a lockdown defender, the freshman has racked up seven steals and one block, while also holding a plus-151 advantage on the court. Mitchell will be one of the defenders tasked to guarding LSU star Tremont Waters Saturday evening. The Hinesville, Ga. native is averaging 4.6 points, 2.3 assists and 1.4 rebounds per game.



DOUBLE-DOUBLE LIST

Desean Murray (3)

14 pts, 12 reb vs. Indiana State (Nov. 16)
 10 pts, 11 reb vs. Temple (Nov. 17)
 11 pts, 10 reb at Alabama (Jan. 17)

Mustapha Heron (2)

31 pts, 10 reb vs. Winthrop (Nov. 24)
 14 pts, 11 reb at Missouri (Jan. 24)

Anfernee McLemore (2)

12 pts, 13 reb at Dayton (Nov. 29)
 17 pts, 11 reb vs. Gardner-Webb (Dec. 6)

Chuma Okeke (1)

10 pts, 10 reb vs. Cornell (Dec. 30)

WINNING WITH AUTHORITY

» Auburn leads the SEC and is 18th nationally with a +13.2 scoring margin. Auburn has won 14 games by double digits, which matches the Tigers' total from the previous three seasons combined, including five of the Tigers' six SEC wins. It is Auburn's most double-digit wins overall and in SEC play since 2008-09 when the Tigers won 17 games by double digits including eight in SEC play.

» Auburn leads the SEC and is 13th nationally averaging 85.6 points per game, which puts the Tigers on pace to be the SEC's highest-scoring team since Kentucky in 1996 (91.4).

BACKCOURT BASH BROTHERS

» Auburn has something that is rare among its competition in the SEC. The three-guard lineup of Bryce Brown (16.4), Mustapha Heron (15.0) and Jared Harper (12.5) all average over 12 points per game this season.

» Florida is the only other team in the SEC to have all three of its backcourt players tout averages of 12 points per game or better.

CLUTCH FACTOR

» Listed below are the free throws made and attempted by the Tigers in the final four minutes of games, including overtime.

	2017-18	Career
#0 Horace Spencer	4-6	11-18
#1 Jared Harper	45-52	85-105
#2 Bryce Brown	11-14	24-32
#3 Danjel Purifoy	0-0	15-16
#4 Chuma Okeke	3-6	3-6
#5 Mustapha Heron	17-24	43-58
#10 Davion Mitchell	0-0	0-0
#13 Desean Murray	6-8	44-63
#14 Malik Dunbar	2-3	2-3
#21 Patrick Keim	1-4	2-6
#24 Anfernee McLemore	0-0	6-11
#41 Cole Blackstock	2-2	5-5
#50 Austin Wiley	0-0	1-9

PRE-GAME QUOTES

Head coach Bruce Pearl

On LSU...

"They don't turn the ball over, which we rely on a lot to get some offense from our defense. Duop (Reath) is one of the most improved inside out players in the league. They are 11th in the country in two point field goal percentage at 58 percent. Our fans are going to get treated to Tremont Waters. He is a dynamic point guard that really has helped make that team go. It will be a great match up between our guards."

On explosive play in the second half...

"I think it is these kids. I think it is their will to win. I think it is their resiliency. I think it is their not wasting possessions and opportunities to make plays. That has been one of our biggest themes, is that we can't just sit back and hope they miss. We have to force the action."

Desean Murray, Jr., F

On the team's confidence defensively...

"We know all the guys on the roster can score the ball, so we don't have to worry about offense, and then that makes us play even harder on defense, because when you can go down there, Bruce's (Pearl) offense allows you to play freely. You get on the defensive end, you know you've got to get stops and you know that you've just got to play hard on the defensive end."

On success in the second half...

"We have a lot of depth, and we have a lot of people that are leaders in the locker room, and we all want to win, and we all love each other and we're in very good shape, I feel like, so I feel like that all plays into part of that."

ACADEMIC SUCCESS: SUMMER MVP

» Freshman Davion Mitchell was named the "Summer MVP" of the summer enhancement program, put on annually at the Student-Athlete Development Center. The program helps bridge the gap from high school to college. He was active in the intense training that was all self-induced. Mitchell was named the MVP due to his commitment, diligence and attention to detail.



SEC STANDINGS (AS OF 1/25)

	SEC	Overall	Last 5
Auburn	6-1	18-2	4-1
Florida	6-2	14-6	3-2
Kentucky	5-3	15-5	3-2
Tennessee	5-3	14-5	4-1
Alabama	5-3	13-7	4-1
Arkansas	4-4	14-6	3-2
South Carolina	4-4	13-7	3-2
Ole Miss	4-4	11-9	2-3
Missouri	3-4	13-7	2-3
LSU	3-4	12-7	2-3
Georgia	3-5	12-7	1-4
Mississippi State	2-5	14-6	1-4
Texas A&M	2-6	13-7	2-3
Vanderbilt	2-6	7-13	1-4

THIS WEEK IN THE SEC

Wednesday, Jan. 24

South Carolina at Florida _____ SC, 77-72
 Auburn at Missouri _____ AU, 91-73

Saturday, Jan. 27

South Carolina vs. Texas Tech _____ 11 a.m.
 Florida vs. Baylor _____ 11 a.m.
 Ole Miss at Texas _____ 1 p.m.
 Georgia at Kansas State _____ 1 p.m.
 Alabama vs. Oklahoma _____ 1:15 p.m.
 Tennessee at Iowa State _____ 3 p.m.
 Vanderbilt vs. TCU _____ 3 p.m.
 Texas A&M at Kansas _____ 3:30 p.m.
 Arkansas vs. Oklahoma State _____ 5 p.m.
 LSU at Auburn _____ 5 p.m.
 Kentucky at West Virginia _____ 6 p.m.
 Missouri at Mississippi State _____ 7:30 p.m.

STARTING FAST FROM THE OPENING TIP

» Below are the biggest runs to start a game this season by the Tigers.

Opponent	Run	Time	Final
vs. Norfolk State	19-8	6:16	W, 102-74
vs. Indiana State	13-4	4:39	W, 83-64
vs. Winthrop	16-6	7:12	W, 119-85
at Dayton	11-2	3:28	W, 73-60
vs. George Mason	25-3	8:52	W, 79-63
vs. Gardner-Webb	21-4	5:46	W, 80-55
vs. UAB	18-4	5:05	W, 85-80
vs. Middle Tenn.	22-9	9:07	W, 76-70
vs. UConn	26-9	8:48	W, 89-64
vs. Arkansas	19-8	5:57	W, 88-77

ACTIVE HANDS

» Auburn has forced 19, 19 and 20 turnovers in its last three games. It is the first time the Tigers have forced at least 19 turnovers in three straight SEC games since the 1998-99 Tigers forced 20 turnovers against LSU and Ole Miss on Feb. 6 and 9 respectively and 29 against Alabama on Feb. 13.

» It's the first time Auburn has forced at least 19 turnovers in three straight games of any kind since the 2009-10 season when Auburn forced High Point into 19 turnovers on Nov. 25, Alabama A&M into 20 turnovers on Dec. 1 and Troy into 23 turnovers on Dec. 4.

Most Turnovers Forced in SEC Play

Turnovers	Team	Opponent
20	Auburn	Missouri
20	LSU	Texas A&M
19	Auburn	Alabama
19	Auburn	Georgia
19	LSU	Alabama
19	South Carolina	Vanderbilt

HAPPY HELPER

» Sophomore Jared Harper has a team-high 105 assists in 20 games and has produced eight games of at least seven assists this campaign - which is second in the SEC. Harper had a total of 95 dimes last year.

Most Games with 7+ Assists (SEC)

Player (School)	Games w/ 7+	Total Asts
Chris Chiozza (Florida)	10	123
Jared Harper (Auburn)	8	105
Tremont Waters (LSU)	7	115
Deandre Burnett (Ole Miss)	5	89

» In the win vs. Gardner-Webb, Harper dropped a career-best 10 dimes, marking the first time a Tiger has done that since Kareem Canty in 2015 vs. Northwestern State.

» Through 20 games in the season, Auburn has scored 273 points off assists from Harper with 189 coming from downtown (63 assists) and 84 inside the arc (42 assists).

» Harper has 33 assists compared to just 10 turnovers in SEC play this season. He's also scored in double figures 12 straight games - the longest active streak on the team.

MUSTAPHA NO. 5

» Sophomore Mustapha Heron was named the SEC Player of the Week, announced by the league office Jan. 8.

» He averaged 16.5 points and 5.5 rebounds per game during a 2-0 week that featured wins at No. 23 Tennessee and against No. 22 Arkansas.

» Heron scored in double figures in his first 25 collegiate games last season, breaking the record for the most for a freshman to begin a season previously held by All-American Wesley Person, who did it in his first 14 games in 1990-91. Heron has reached double figures in 47 of 51 games in his career (vs. Florida, 2017; vs. Temple, 2017; vs. Gardner-Webb, 2017; at Alabama, 2018).

» In addition, Heron has reached the 20-point plateau nine times in his young career. The Waterbury, Conn. native scored 20-plus points six times during his freshman campaign and has already accomplished the feat three times during the 2017-18 season (22 vs. Hofstra, 31 vs. Winthrop, 21 at Dayton).

YOUNG ROSTER

» Auburn is tied with Kentucky with the most underclassmen in the nation with 12 on the roster and only one senior. The Tigers are one of just seven teams in the country to have 10 or more underclassmen on their roster.

LEAVE THE LIGHT ON FOR US

» Seven of Auburn's 11 remaining games tip at 7:30 p.m. CT or later, including four of the Tigers' remaining six home games.

BIG SPLASH FROM DOWNTOWN

» Junior Bryce Brown, who set an Auburn freshman record with 78 made 3-pointers in 2015-16, has netted 201 career trifectas, which puts him inside Auburn's top 10 all-time. For his career, he is 201 of 519 (.387) from long range.

» Brown has drained multiple 3-point shots 54 times through 78 career games. The marksman has also tallied five or more buckets from downtown 12 times, including a career-best nine at Arkansas (2016). Brown has five-plus three's in five games this season (vs. Winthrop, vs. UAB, at Tennessee, at Mississippi State, vs. Georgia).

TOTAL +/- FOR SEASON

	Last Game	Season	Avg.
#0 Spencer	-2	+102	+5.1
#1 Harper	+22	+211	+10.6
#2 Brown	-1	+220	+11.0
#3 Purifoy	DNP	0	0
#4 Okeke	+8	+134	+6.7
#5 Heron	+22	+217	+11.4
#10 Mitchell	+15	+151	+7.6
#12 Williams	DNP	-21	-3.5
#13 Murray	+14	+172	+8.6
#14 Dunbar	-8	+74	+3.7
#21 Keim	+0	-31	-3.9
#22 Macoy	+0	-29	-4.8
#24 McLemore	+20	+152	+7.6
#25 Easterling	DNP	-25	-4.2
#41 Blackstock	+0	-27	-3.4
#50 Wiley	DNP	0	0
#54 Collier	DNP	-9	-2.3

STANDOUT PERFORMANCES**DOUBLE-FIGURE SCORING GAMES**

	2017-18	Career
Desean Murray	14	60*
Mustapha Heron	16	47
Bryce Brown	17	39
Jared Harper	17	35
Danjel Purifoy	0	17
Anfernee McLemore	6	10
Chuma Okeke	10	10
Horace Spencer	4	9
Austin Wiley	0	8
Malik Dunbar	2	2
Davion Mitchell	2	2

20-POINT SCORING GAMES

	2017-18	Career
Desean Murray	1	24*
Mustapha Heron	3	9
Bryce Brown	5	8
Jared Harper	2	7
Danjel Purifoy	0	3
Austin Wiley	0	1

30-POINT SCORING GAMES

	2017-18	Career
Desean Murray	0	23*
Bryce Brown	1	1
Mustapha Heron	1	1

DOUBLE-FIGURE REBOUNDING GAMES

	2017-18	Career
Desean Murray	3	16*
Mustapha Heron	2	5
Anfernee McLemore	3	4
Horace Spencer	1	2
Chuma Okeke	1	1
Danjel Purifoy	0	1
Austin Wiley	0	1

*includes Murray's games at Presbyterian

LONGEST WINNING STREAKS IN PROGRAM HISTORY

Streak	Started	Ended
30	W, 80-72 at Georgia Tech (1/22/1958)	L, 56-75 at Kentucky (2/21/1959)
17	W, 114-60 vs. SE Louisiana (11/13/1998)	L, 62-72 at Kentucky (1/20/1999)
15	W, 55-54 vs. Vanderbilt (1/30/1960)	L, 48-56 at Miss. State (1/7/1961)
14	W, 89-78 vs. Hofstra (11/19/2017)	L, 71-76 at Alabama (1/17/2018)
14	W, 38-12 vs. Montgomery YMCA (start of 1927)	L, 42-43 vs. Ole Miss (2/10/1928)
14	W, 65-56 vs. Belmont (12/1/1999)	L, 77-79 at Ole Miss (1/22/2000)
11	W, 27-24 vs. Mississippi State (1926)	L, 23-25 vs. Tennessee (1927)

All-Time 3-Pointers Made

1.	Wesley Person	1990-94	262
2.	Lance Weems	1992-96	240
3.	Ronnie Battle	1989-93	236
4.	Frankie Sullivan	2008-13	228
5.	Scott Pohlman	1997-2001	206
6.	Bryce Brown	2015-P	201
7.	Tay Waller	2008-10	187
8.	Daymeon Fishback	1996-2000	185

» Brown's 12 games with five-plus makes from downtown are currently tied for third all-time in Auburn history with Tay Waller. Brown trails only Lance Weems (16) and Wesley Person (12) on the all-time list.

Single-Season 3-Pointers Made

1.	Lance Weems	1995-96	108
2.	Tay Waller	2008-09	100
3.	KT Harrell	2014-15	98
4.	Wesley Person	1993-94	93
5.	Tay Waller	2009-10	87
6.	Keenan Carpenter	1988-89	84
7.	Lance Weems	1994-95	78
	Bryce Brown	2015-16	78
9.	Adam Harrington	2000-01	72
10.	Ronnie Battle	1991-92	71
--	Bryce Brown	2017-18	67

» Brown has made the most 3-pointers by any player in Auburn history through their first three seasons.

Player	Years	3-Pointers
Bryce Brown	2015-18	201
Tay Waller	2008-10	187
Ronnie Battle	1989-92	185
Frankie Sullivan	*2008-12	172
Wesley Person	1990-93	169
KT Harrell	2013-15	164
Scott Pohlman	1997-00	164

*Includes 2010-11 season when he hit 8 3s prior to taking a medical redshirt

» Brown surpassed his 2016-17 season total of 210 points (28 games), in just 14 games this season. He currently has 328 points on the season. His 67 3s through 20 games are 11 more than his total from last season (56).

RETURN TO SENDER

» The Tigers have two of the top shot blockers in program history on the roster for the 2017-18 season.

All-Time Blocks Leaders

1.	Kyle Davis	2000-04	360
2.	Mamadou N'diaye	1996-2000	241
3.	Korvotney Barber	2005-09	155
4.	Charles Barkley	1981-84	145
5.	Chris Morris	1984-88	141
6.	Pat Burke	1993-97	133
7.	Horace Spencer	2015-P	118
8.	Asaunh Dixon-Tatum	2012-14	108
9.	Kenny Gabriel	2009-12	105
10.	Anfernee McLemore	2016-P	98
	Korvotney Barber	2005-07	98

» McLemore leads the SEC and is ninth in the nation with 61 blocks just this season, a total that is more than 116 Division I teams so far in the 2017-18 campaign.

ONE-TWO PUNCH

» The Tigers, leading in the SEC in scoring at 85.6 points per game, possess two of the top scorers in the league.

» Bryce Brown and Mustapha Heron stand 6th and 11th in scoring in the SEC, averaging 16.4 and 14.9 points per game, respectively.

» Auburn is one of just two programs that have two players rank in the top-12 in the SEC in scoring this season, joining Arkansas (Jaylen Barford, 19.4; Daryl Macon 16.3).

TIGERS FROM DEEP

» Auburn has hit 10 3-pointers in a game 10 times so far this season. The Tigers are 68 of 178 (.382) from downtown in SEC play this

season.

» Auburn has made at least 10 3s in 40 of 115 games (34.8 percent) under head coach Bruce Pearl compared to just 124 of 855 from the creation of the 3-point shot in the college game in 1986-87 to him taking over as Auburn's head coach prior to the 2014-15 season.

» For the season, Auburn leads the SEC with 9.8 3s per game and is fifth with a 37.7 3-point field goal percentage.

RPI IMPROVEMENT

» In the four seasons before 2014-15, the Tigers held an average final RPI of 202. Since that point, Auburn has averaged a final RPI of 131. Here are the final RPI rankings in the last seven seasons.

2010-11	253	
2011-12	145	
2012-13	250	
2013-14	160	
2014-15	132	(Under Coach Pearl)
2015-16	160	(Under Coach Pearl)
2016-17	82	(Under Coach Pearl)

» Auburn currently stands at No. 7 in the latest RPI, which is tops in the SEC, five spots ahead of Tennessee (12) and 10 positions in front of Kentucky (17).

STREAKING AT HOME

» Auburn's longest winning streaks at Auburn Arena (built in 2010):

Streak	First Win	Last Win
11	March 4, 2017	Present
10	March 2, 2011	Jan. 2, 2012
7	Dec. 17, 2014	Jan. 17, 2015
7	Nov. 19, 2013	Jan. 4, 2014
6	Nov. 11, 2016	Dec. 18, 2016

» The 11-game home winning streak is the fifth-longest in program history.

BENCH PRODUCTION IN THE SEC (AS OF 1/25)

Team	Bench Pts	Games	PPG	Pct. of Pts	Gm w/ 25 pts	Gm w/30 pts
Arkansas	544	20	27.2	32.1	12	8
Ole Miss	537	20	26.9	34.1	11	7
Auburn	498	20	24.9	29.1	12	6
Tennessee	457	19	24.1	31.2	9	7
LSU	447	19	23.5	29.7	7	6
Florida	447	20	22.4	27.7	6	4
Missouri	443	20	22.2	29.7	8	8
Vanderbilt	442	20	22.1	31.2	9	4
Texas A&M	438	20	21.9	29.2	7	2
Georgia	403	19	21.2	30.2	6	2
Mississippi State	419	20	21.0	28.3	6	4
South Carolina	405	20	20.3	28.5	5	3
Kentucky	405	20	20.3	26.3	4	1
Alabama	401	20	20.1	27.0	6	2

Streak	First Win	Ended
36	Jan. 26, 1957	Jan. 7, 1961
30	March 11, 1998	March 1, 2000
17	Jan. 11, 1927	Feb. 10, 1928
15	Feb. 27, 1974	Jan. 10, 1976
11	March 4, 2017	Present

» The Tigers are the only SEC team that is undefeated at home this season. Auburn is one of three teams, along with Alabama and Ole Miss, that is undefeated at home in SEC play.

OKEKE EARNS FRESHMAN OF THE WEEK

» Forward Chuma Okeke was tabbed the SEC Freshman of the Week, announced by the league office, Dec. 4. Okeke averaged 11 points and eight rebounds per game in Auburn's two victories at Dayton and against George Mason.

» Okeke was responsible for 22 of the team's 53 bench points (42 percent) and 16 of the bench's 33 rebounds (48 percent) during the two-game week.

ALL-TIME IN OVERTIME

» Auburn has a 49-53 (.480) record in overtime games in its history. The Tigers were 1-1 in overtime last season, winning 70-67 at UConn on Dec. 23 and losing 86-83 to Missouri in the SEC Tournament.

» Auburn is 2-2 under Coach Pearl when entering extra time. The Tigers have had at least one overtime game in all three seasons with Pearl at the helm.

LEADING THE WAY OFF THE COURT

» Mustapha Heron, an SEC Community Service Team member, created the Mustapha Heron Skills Academy and Reading Program for students at his high school, Sacred Heart, and students in surrounding counties.

» His foundation teaches students in the importance of balancing academics and sports and rewards students who read a certain number of books with incentives like shoes and bags. Heron obtained sponsorships from shoe companies to assist with his efforts.

» Additionally, he has worked with the police department in his hometown on a weapons buyback program.

» Heron and his AAU team wore orange emblems to make a statement against gun violence and was highlighted in Sports Illustrated. He is involved with the Fellowship of Christian Athletes and donates to Toys for Tots Holiday Program through Auburn University's SAAC Program.

ACADEMICS UNDER BP

» Under Pearl, Auburn is a perfect 12-of-12 of seniors graduating players in Malcolm Canada, Chris Denson, Asaiah Dixon-Tatum, KT Harrell, Allen Payne, Cinmeon Bowers, Jordon Granger, Josh Dollard, Dylan Spencer, C.J. Holmes, Jonathan Walker and Tahj Shamsid-Deen.

CHART THE IMPROVEMENT

#0 Spencer	2016-17	2017-18
Field Goal Pct.	.561	.590
Free Throw Pct.	.500	.710
Rebounds Per Game	3.4	5.1
Steals Per Game	0.7	1.4

#1 Harper	2016-17	2017-18
Points Per Game	11.4	12.9
Rebounds Per Game	1.9	2.3
Assists Per Game	3.0	5.3
3-Point Pct.	.344	.415
Free Throw Pct.	.705	.813
Assist/Turnover Ratio	1.9	2.9

#2 Brown	2016-17	2017-18
Points Per Game	7.5	16.4
Rebounds Per Game	2.0	2.2
Assists Per Game	1.3	2.1
Field Goal Pct.	.360	.405
Free Throw Pct.	.667	.828
Assist/Turnover Ratio	1.3	1.6

#5 Heron	2016-17	2017-18
Free Throw Pct.	.770	.802
Steals Per Game	0.8	1.4

#13 Murray	2015-16*	2017-18
3-Point Pct.	.000	.357
Free Throw Pct.	.773	.840
* - at Presbyterian		

#24 McLemore	2016-17	2017-18
Points Per Game	5.4	7.8
Rebounds Per Game	4.5	5.7
Free Throw Pct.	.603	.765
Blocks Per Game	1.2	3.1
Steals Per Game	0.4	0.7

TAKE A TIMEOUT: BRUCE PEARL CHARITY CHALLENGE

» Head coach Bruce Pearl is taking part once again in the Coaches Charity Challenge. Pearl will represent Children's Harbor offers patients and their families two unique environments to strengthen family bonds and find balance and support during and after hospitalization. All of the services offered at both campuses are provided to families at no cost. Its mission is to help children with serious illnesses and their families. This is done at both the Lake Martin campus and the Birmingham Family Center. The 66-acre lake campus provides no cost camping facilities to over 23 different non-profit organizations. You can vote for Coach Pearl and Children's Harbor daily at www.infinitetimeout.com, or through the use of social media with #Timeout2Vote and #CoachBrucePearl.



2017-18 ROSTER CAREER VS LSU

COLE BLACKSTOCK

Year	GP	FG-A-Pct	3FG-A-Pct	FT-A-Pct	RPG	Ast	Blk	Stl	PPG
16-17	1	0-0-.000	0-0-.000	0-0-.000	0.0	0	0	0	0.0
Total	1	0-0-.000	0-0-.000	0-0-.000	0.0	10	0	0	0.0

BRYCE BROWN

Year	GP	FG-A-Pct	3FG-A-Pct	FT-A-Pct	RPG	Ast	Blk	Stl	PPG
15-16	1	6-14-.429	6-13-.462	0-0-.000	5.0	2	0	0	18.0
16-17	2	7-18-.389	7-15-.467	2-2-1.000	4.0	2	0	1	11.5
Total	3	13-32-.406	13-28-.464	2-2-1.000	4.3	4	0	1	13.7

JARED HARPER

Year	GP	FG-A-Pct	3FG-A-Pct	FT-A-Pct	RPG	Ast	Blk	Stl	PPG
16-17	2	4-14-.286	3-11-.273	3-4-.750	1.5	4	0	1	7.0
Total	2	4-14-.286	3-11-.273	3-4-.750	1.5	4	0	1	7.0

MUSTAPHA HERON

Year	GP	FG-A-Pct	3FG-A-Pct	FT-A-Pct	RPG	Ast	Blk	Stl	PPG
16-17	2	9-18-.500	1-5-.200	3-4-.750	7.5	5	0	1	11.0
Total	2	9-18-.500	1-5-.200	3-4-.750	7.5	5	0	1	11.0

PATRICK KEIM

Year	GP	FG-A-Pct	3FG-A-Pct	FT-A-Pct	RPG	Ast	Blk	Stl	PPG
14-15	1	0-2-.000	0-2-.000	0-0-.000	0.0	0	0	0	0.0
15-16	1	0-1-.000	0-1-.000	0-0-.000	1.0	0	0	0	0.0
16-17	1	0-0-.000	0-0-.000	0-0-.000	0.0	1	0	0	0.0
Total	3	0-3-.000	0-3-.000	0-0-.000	0.3	1	0	0	0.0

ANFERNEE MCLEMORE

Year	GP	FG-A-Pct	3FG-A-Pct	FT-A-Pct	RPG	Ast	Blk	Stl	PPG
16-17	2	5-7-.714	0-0-.000	10-11-.909	4.5	1	5	3	10.0
Total	2	5-7-.714	0-0-.000	10-11-.909	4.5	1	5	3	10.0

DANJEL PURIFOY

Year	GP	FG-A-Pct	3FG-A-Pct	FT-A-Pct	RPG	Ast	Blk	Stl	PPG
16-17	1	5-11-.455	3-6-.500	2-2-1.000	7.0	0	0	2	15.0
Total	1	5-11-.455	3-6-.500	2-2-1.000	7.0	0	0	2	15.0

HORACE SPENCER

Year	GP	FG-A-Pct	3FG-A-Pct	FT-A-Pct	RPG	Ast	Blk	Stl	PPG
15-16	1	3-7-.429	0-0-.000	1-2-.500	3.0	0	3	3	7.0
16-17	1	3-7-.429	0-0-.000	4-4-1.000	7.0	0	3	1	10.0
Total	2	6-14-.429	0-0-.000	5-6-.833	5.0	0	6	4	8.5

AUSTIN WILEY

Year	GP	FG-A-Pct	3FG-A-Pct	FT-A-Pct	RPG	Ast	Blk	Stl	PPG
16-17	2	6-11-.545	0-0-.000	7-8-.875	4.5	1	3	2	9.5
Total	2	6-11-.545	0-0-.000	7-8-.875	4.5	1	3	2	9.5

AUBURN VS LSU LAST 25

Date	Location	Result	Auburn	LSU
Feb. 9, 2005	Baton Rouge, La.	L	69	90
Feb. 26, 2005	Auburn, Ala.	L	64	77
Mar. 11, 2005	Atlanta, Ga.*	L	58	89
Feb. 1, 2006	Baton Rouge, La.	L	69	84
Feb. 18, 2006	Auburn, Ala.	L	61	65
Jan. 13, 2007	Baton Rouge, La.	L	63	65
Feb. 28, 2007	Auburn, Ala.	W	80	68
Jan. 16, 2008	Baton Rouge, La.	W	74	67
Jan. 30, 2008	Auburn, Ala.	L	80	81
Feb. 21, 2009	Baton Rouge, La.	L	72	79
Mar. 7, 2009	Auburn, Ala.	W	69	53
Jan. 20, 2010	Baton Rouge, La.	W	84	80
Feb. 27, 2010	Auburn, Ala.	W	74	59
Jan. 8, 2011	Auburn, Ala.	L	55	62
Mar. 5, 2011	Baton Rouge, La.	W	60	51
Jan. 17, 2012	Baton Rouge, La.	L (OT)	58	65
Mar. 3, 2012	Auburn, Ala.	W	68	54
Jan. 9, 2013	Auburn, Ala.	W	68	63
Feb. 8, 2014	Baton Rouge, La.	L	80	87
Feb. 5, 2015	Baton Rouge, La.	W	81	77
Feb. 24, 2015	Auburn, Ala.	L	61	84
Mar. 13, 2015	Nashville, Tenn.*	W (OT)	73	70
Feb. 2, 2016	Auburn, Ala.	L	68	80
Jan. 18, 2017	Auburn, Ala.	W	78	74
Feb. 21, 2017	Baton Rouge, La.	W	98	75

*SEC Tournament

All Games at Auburn _____ Auburn leads 36-35

All Games at Auburn Arena _____ Series tied 3-3

All Games at BEMC _____ LSU leads 23-19

All Games at LSU _____ LSU leads 46-25

All Games at Maravich Assembly Center _____ LSU leads 29-15

Bruce Pearl vs. LSU _____ 9-5

Will Wade vs. Auburn _____ 0-0

All Games at Neutral Sites _____ Auburn leads 6-4

SEC Tournament Games _____ Auburn leads 5-4

Current Series Streak _____ 2 by Auburn

Longest Auburn Streak _____ 10 ('54-'55/'62-'63)

Longest LSU Streak _____ 11 ('76-'77/'81-'82)

LAST TIME VS LSU



Official Basketball Box Score -- Game Totals -- Final Statistics

Auburn vs LSU

02/21/17 6:01 p.m. CT at Baton Rouge, La. (Maravich Center)



Auburn 98 • 17-11 (6-9 SEC)

##	Player		Total	3-Ptr	Rebounds					PF	TP	A	TO	Blk	Stl	Min
			FG-FGA	FG-FGA	FT-FTA	Off	Def	Tot								
03	Purifoy, Danjel	f	5-11	3-6	2-2	3	4	7	4	15	0	0	0	2	30	
50	Wiley, Austin	c	3-5	0-0	3-4	1	2	3	3	9	0	5	1	1	17	
01	Harper, Jared	g	2-7	1-5	1-2	0	2	2	0	6	2	0	0	1	19	
02	Brown, Bryce	g	5-9	5-8	0-0	0	2	2	2	15	1	2	0	0	19	
05	Heron, Mustapha	g	4-6	0-2	2-2	2	7	9	1	10	3	1	0	0	27	
04	Dunans, T.J.		5-9	1-2	0-0	3	4	7	1	11	3	3	0	2	22	
12	Smith, LaRon		0-0	0-0	0-0	0	0	0	1	0	0	0	0	0	0+	
21	Keim, Patrick		0-0	0-0	0-0	0	0	0	0	0	1	0	0	0	1	
23	Lang, TJ		2-3	2-3	0-1	0	1	1	2	6	1	1	0	1	23	
24	McLemore, Anfernee		1-3	0-0	7-8	3	2	5	3	9	1	1	3	1	21	
35	Johnson, Ronnie		6-11	2-5	3-3	1	2	3	1	17	3	0	0	1	20	
41	Blackstock, Cole		0-0	0-0	0-0	0	0	0	0	0	0	0	0	0	1	
Team						0	0	0								
Totals			33-64	14-31	18-22	13	26	39	18	98	15	13	4	9	200	

FG % 1st Half: 15-34 44.1% 2nd half: 18-30 60.0% Game: 33-64 51.6%

3FG % 1st Half: 6-18 33.3% 2nd half: 8-13 61.5% Game: 14-31 45.2%

FT % 1st Half: 9-13 69.2% 2nd half: 9-9 100.0 Game: 18-22 81.8%

Deadball

Rebounds

1

LSU 75 • 9-18 (1-14 SEC)

##	Player		Total	3-Ptr	Rebounds						PF	TP	A	TO	Blk	Stl	Min
			FG-FGA	FG-FGA	FT-FTA	Off	Def	Tot									
01	Reath, Duop	f	4-13	0-3	1-1	3	2	5	5	9	1	4	0	0		34	
21	Epps, Aaron	f	1-1	1-1	4-4	0	2	2	4	7	0	1	0	0		12	
00	Sampson, Brandon	g	3-6	1-2	0-1	1	2	3	0	7	1	3	0	0		33	
02	Blakeney, Antonio	g	8-17	3-6	10-11	1	5	6	1	29	2	3	0	3		38	
04	Mays, Skylar	g	2-8	0-4	0-0	0	0	0	3	4	4	2	0	1		22	
05	Hayward, Kieran		0-0	0-0	0-0	0	0	0	0	0	0	0	0	0		3	
10	Jenkins, Branden		1-1	1-1	2-2	0	1	1	1	5	0	0	0	1		9	
11	Patterson, Jalyn		2-4	1-2	0-0	0	0	0	0	5	2	1	0	1		11	
12	Graves, Marshall		0-1	0-1	0-0	0	1	1	1	0	0	0	0	0		4	
20	Bridgewater, Brian		0-0	0-0	0-0	0	0	0	0	0	0	0	0	0		1	
44	Sims, Wayde		2-6	0-1	2-2	3	5	8	1	6	1	1	0	0		21	
45	Eddlestone, Brandon		1-2	1-1	0-0	1	1	2	2	3	1	1	0	0		12	
Team						1	1	2									
Totals			24-59	8-22	19-21	10	20	30	18	75	12	16	0	6		200	

FG % 1st Half: 14-30 46.7% 2nd half: 10-29 34.5% Game: 24-59 40.7%

3FG % 1st Half: 3-9 33.3% 2nd half: 5-13 38.5% Game: 8-22 36.4%

FT % 1st Half: 11-13 84.6% 2nd half: 8-8 100.0 Game: 19-21 90.5%

Deadball

Rebounds

1,1

Officials: Anthony Jordan, Ron Groover, Kipp Kissinger

Technical fouls: Auburn-None. LSU-None.

Attendance: 6638

Score by periods	1st	2nd	Total
Auburn	45	53	98
LSU	42	33	75

	In	Off	2nd	Fast	
Points	Paint	T/O	Chance	Break	Bench
AU	36	22	17	8	43
LSU	30	18	10	2	19

Last FG - AU 2nd-00:59, LSU 2nd-00:17.

Largest lead - AU by 26 2nd-01:28, LSU by 2 1st-18:04.

AU led for 34:10. LSU led for 00:25. Game was tied for 05:25.

Score tied - 7 times.

Lead changed - 4 times.

STAT RANKINGS (AS OF 1/25)

Value	SEC	NCAA
Winning Pct. .900	1st	5th
Scoring Offense 85.6	1st	13th
Scoring Defense 72.4	12th	183rd
Scoring Margin +13.2	1st	18th
Field Goal Pct. .448	8th	170th
Field Goal Pct. Def. .404	6th	35th
3-pt. FG Per Game 9.8	1st	34th
3-pt. FG Pct. .377	5th	72nd
3-pt. FG Pct. Def. .346	11th	175th
Free Throw Pct. .784	1st	6th
Free Throw Made 393	1st	3rd
Free Throws Att. 501	3rd	19th
Rebounds 39.9	3rd	27th
Rebound Margin +5.0	6th	55th
Off. Rebounds 12.7	1st	31st
Def. Rebounds 27.2	4th	72nd
Assists 14.9	5th	111th
Assist/Turnover 1.20	6th	82nd
Turnover Margin +3.1	3rd	36th
Turnovers Forced 15.5	1st	52nd
Blocks 6.3	1st	5th
Steals 7.8	1st	48th

INDIVIDUAL

3-pt. FG Pct.

Bryce Brown .399 5th 87th

3-pt. FG Per Game

Bryce Brown 3.4 1st 14th

Assist-to-Turnover Ratio

Jared Harper 2.92 2nd 23rd

Assists Per Game

Jared Harper 5.3 3rd 52nd

Blocks Per Game

Anfernee McLemore 3.1 1st 8th

Horace Spencer 1.3 14th 165th

Free Throw Pct.

Desean Murray .840 10th 114th

Bryce Brown .828 13th 141st

Jared Harper .813 15th 179th

Mustapha Heron .802 16th 220th

Offensive Rebounds Per Game

Desean Murray 2.6 5th 104th

Chuma Okeke 2.3 11th 201st

Rebounds Per Game

Desean Murray 6.9 10th 212th

Total Assists

Jared Harper 105 3rd 54th

Total Blocks

Anfernee McLemore 61 1st 9th

Horace Spencer 25 14th 161st

COMPARING WINS AND LOSSES

Category	Wins	Losses
Scoring Offense	87.1	72.5
Scoring Defense	71.3	82.0
Scoring Margin	+15.7	-9.5
Field Goal Pct.	.457	.375
Field Goal Pct. Def.	.394	.491
3-pt. FG Per Game	9.9	8.5
3-pt. FG Pct.	.389	.288
3-pt. FG Pct. Def.	.339	.408
Free Throw Pct.	.794	.667
Free Throws Made	20.4	13.0
Rebounds	39.9	39.5
Rebound Margin	+5.4	+1.0
Off. Rebounds	12.4	15.5
Def. Rebounds	27.5	24.0
Assists	15.1	13.0
Assist/Turnover	1.2	1.1
Turnover Margin	+3.1	+3.5
Turnovers Forced	15.6	15.0
Blocks	6.5	4.5
Steals	7.8	7.0

CURRENT STREAKS

Overall	Won 2
vs. Unranked	Won 2
vs. Ranked	Won 2
Home	Won 11
vs. SEC	Won 4
vs. Non-SEC	Won 13
vs. Ranked	Won 1
vs. Unranked	Won 10
Road	Won 1
vs. SEC	Won 1
vs. Non-SEC	Won 2
vs. Ranked	Won 1
vs. Unranked	Won 1
Neutral	Won 2
vs. Ranked	Lost 7
vs. Unranked	Won 2

CONSECUTIVE GAMES WITH A 3-POINTER

Bryce Brown	18
Danjel Purifoy	13
Jared Harper	2
Mustapha Heron	2
Anfernee McLemore	2
Desean Murray	1
Chuma Okeke	1

AUBURN IN THE POLLS

Date	AP Poll	Coaches Poll
Preseason	-	-
Nov. 13	-	-
Nov. 20	-	-
Nov. 27	-	-
Dec. 4	-	-
Dec. 11	-	-
Dec. 18	RV	-
Dec. 25	RV	RV
Jan. 1	RV	RV
Jan. 8	22	24
Jan. 15	17	20
Jan. 22	17	19

AP TOP 25

Rank	School	Record	Points
1	Villanova (63)	18-1	1,623
2	Virginia (1)	18-1	1,537
3	Purdue (1)	19-2	1,499
4	Duke	17-2	1,439
5	Kansas	16-3	1,338
6	Michigan State	17-3	1,243
7	West Virginia	16-3	1,217
8	Xavier	18-3	1,180
9	Cincinnati	17-2	1,087
10	North Carolina	16-4	1,014
11	Arizona	16-4	974
12	Oklahoma	14-4	917
13	Ohio State	17-4	787
14	Texas Tech	15-4	763
15	Gonzaga	17-4	610
16	St. Mary's	19-2	571
17	Wichita State	15-4	547
18	Clemson	16-3	474
19	Auburn	17-2	470
20	* Florida	14-5	366
21	Arizona State	15-4	353
22	* Tennessee	13-5	260
23	Nevada	18-3	190
24	Rhode Island	15-3	189
25	Michigan	17-5	123

Others receiving votes: Miami 83; Louisville 81; TCU 45; *Kentucky 38; Kansas State 35; Seton Hall 25; Creighton 20; Florida State 14; Houston 5; New Mexico State 4; Boise State 2; Providence 2

USA TODAY COACHES POLL

Rank	School	Record	Points
1	Villanova	18-1	798
2	Virginia	18-1	759
3	Purdue	19-2	740
4	Duke	17-2	707
5	Kansas	16-3	639
6	Michigan State	17-3	589
7	West Virginia	16-3	571
8	Xavier	18-3	566
8	Cincinnati	17-2	566
10	North Carolina	16-4	517
11	Oklahoma	14-4	407
12	Arizona	16-4	403
13	Ohio State	17-4	385
14	Texas Tech	15-4	346
15	Gonzaga	17-4	288
16	Wichita State	15-4	280
17	Clemson	16-3	275
18	Saint Mary's	19-2	217
19	Auburn	17-2	190
20	Arizona State	15-4	187
21	* Tennessee	13-5	158
22	* Florida	14-5	136
23	Rhode Island	15-3	107
24	Miami (FL)	14-4	98
25	Michigan	17-5	97

Others receiving votes: *Kentucky 92; Nevada 90; Seton Hall 55; Louisville 45; Creighton 30; TCU 29; Providence 7; *Alabama 6; Kansas State 6; Boise State 5; *Middle Tennessee 4; New Mexico State 2; Florida State 2; Louisiana-Lafayette 1

* - Auburn opponent in 2017-18

AUBURN'S RECORD WHEN...

Overall	18-2
Home	10-0
Away	5-2
Neutral	3-1
Conference	6-1
Home	4-0
Away	2-1
Non-Conference	12-1
Home	7-0
Away	2-0
Neutral	3-1
Overtime	0-0
Wearing white uniforms	10-0
Wearing navy uniforms	4-1
Wearing orange uniforms	4-1
Leading at half	14-1
Trailing at half	4-1
Tied at half	0-0
Leading with 5:00 remaining in second half	18-0
Trailing with 5:00 remaining in second half	0-2
Tied with 5:00 remaining in second half	0-0
Has more rebounds than opponent	13-1
Has fewer rebounds than opponent	5-1
Same rebounds as opponent	0-0
Commits more turnovers than opponent	3-0
Causes more turnovers than opponent	13-2
Same turnovers as opponent	2-0
Has more FT attempts than opponent	15-0
Has fewer FT attempts than opponent	3-2
Same FT attempts as opponent	0-0
Shoots 40% or better from field	16-0
Shoots less than 40% from field	2-2
Opponent shoots 40% or better from field	10-2
Opponent shoots less than 40% from field	8-0
Shoots better than opponent	15-0
Opponent shoots better	3-2
Same FG percentage	0-0
Bench outscores opponent's bench	13-2
Opponent's bench outscores Auburn bench	4-0
Same points off the bench	1-0
Auburn scores 100 or more	2-0
Auburn scores between 90-99	3-0
Auburn scores between 80-89	8-0
Auburn scores between 70-79	5-2
Auburn scores between 60-69	0-0
Auburn scores less than 60	0-0
Opponent scores 100 or more	0-0
Opponent scores between 90-99	0-0
Opponent scores between 80-89	3-1
Opponent scores between 70-79	8-1
Opponent scores between 60-69	6-0
Opponent scores less than 60	1-0
On Sunday	2-0
On Monday	0-0
On Tuesday	3-0
On Wednesday	3-1
On Thursday	1-0
On Friday	2-1
On Saturday	7-0
In November	5-1
In December	7-0
In January	6-1
In February	0-0
In March	0-0
Five-plus players score in double-figures	9-1
Four players score in double figures	7-1
Three players score in double figures	1-0
Two players score in double figures	1-0
One player score in double figures	0-0

MISCELLANEOUS STATISTICS

Largest margin of victory	34, vs. Winthrop (11/24/17)
Smallest margin of victory	4, at Murray State (12/19/17)
Largest margin of defeat	14, vs. Temple (11/17/17)
Smallest margin of defeat	5, at Alabama (1/17/18)
Biggest rebound margin	+22, vs. Gardner-Webb (12/6/17)
Biggest rebound deficit	-11, at Missouri (1/24/18)
Average margin of victory/defeat	+15.7/-9.5
Largest halftime lead	23, vs. UConn (12/23/17)
Largest halftime lead blown	3, at Alabama (1/17/18)
Largest halftime deficit	14, vs. Georgia (1/20/18)
Largest halftime deficit overcome	14, vs. Georgia (1/20/18)
Largest overall lead	41, vs. Norfolk State (2H) (11/10/17)
Largest overall lead blown	4, at Alabama (1H) (1/17/18)
Largest overall deficit	14 (2x), last at Tennessee (1H) (1/2/18)
Largest deficit overcome to win	16, vs. Georgia (1H) (1/20/18)

TEAM EXTREMES

Most points scored	119, vs. Winthrop (11/24/17)
Fewest points scored	71, at Alabama (1/17/18)
Most rebounds	52, vs. Gardner-Webb (12/6/17)
Fewest rebounds	27, vs. Georgia (1/20/18)
Most assists	22, vs. Winthrop (11/24/17)
Fewest assists	8, at Mississippi State (1/13/18)
Most turnovers	21, vs. Middle Tennessee (12/16/17)
Fewest turnovers	7, at Mississippi State (1/13/18)
Most steals	14, vs. Georgia (1/20/18)
Fewest steals	3, at Murray State (12/19/17)
Most blocks	10 (2x), last vs. Cornell (12/30/17)
Fewest blocks	2 (2x), last vs. UAB (12/9/17)
Best shooting percentage	.618 (42-68), vs. Winthrop (11/24/17)
Worst shooting percentage	.350 (21-60), at Mississippi State (1/13/18)
Best 3-pt. percentage	.560 (14-25), vs. Winthrop (11/24/17)
Worst 3-pt. percentage	.242 (8-33), vs. Temple (11/17/17)
Best FT percentage	.913 (21-23), vs. Georgia (1/20/18)
Worst FT percentage	.636 (14-22), at Alabama (1/17/18)
Most points (1st half)	58, vs. Winthrop (11/24/17)
Fewest points (1st half)	24, at Mississippi State (1/13/18)
Most points (2nd half)	61, vs. Winthrop (11/24/17)
Fewest points (2nd half)	34, vs. Middle Tennessee (12/16/17)
Most points (OT)	-
Fewest points (OT)	-

STARTING LINEUPS

Record when starting lineup is:

Brown, Harper, Heron, Murray, Spencer	5-1
Brown, Harper, Heron, McLemore, Murray	12-1
Brown, Dunbar, Harper, McLemore, Murray	1-0

Record when starts:

Cole Blackstock	0-0
Bryce Brown	18-2
Thomas Collier	0-0
Samir Doughty	0-0
Malik Dunbar	1-0
Brett Easterling	0-0
Jared Harper	18-2
Mustapha Heron	17-2
Patrick Keim	0-0
Will Macoy	0-0
Anfernee McLemore	13-1
Davion Mitchell	0-0
Desean Murray	18-2
Chuma Okeke	0-0
Danjel Purifoy	0-0
Horace Spencer	5-1
Austin Wiley	0-0
Devontae Williams	0-0

THE LAST TIME

AN AUBURN PLAYER...

Scored at least 30 points	Mustapha Heron (31) vs. Winthrop (11/24/17)
Scored at least 35 points	Toney Douglas (38) vs. Nicholls State (11/24/04)
Scored at least 40 points	Wesley Person (44) vs. UAB (12/16/93)
Had two players with at least 20 points	Bryce Brown (27) and Jared Harper (21) vs. UAB (12/9/17)
Had three players with at least 20 points	KT Harrell (24), Tahj Shamsid-Deen (21) & Cinmeon Bowers (20) vs. Louisiana (11/21/14)
Scored 20 points in a half	Bryce Brown (25, 2nd) vs. Georgia (1/20/18)
Scored 20 points in 1st half	Bryce Brown (23) vs. UAB (12/9/17)
Scored 20 points in 2nd half	Bryce Brown (25) vs. Georgia (1/20/18)
Scored 25 points in a half	Bryce Brown (25, 2nd) vs. Georgia (1/20/18)
Had two players with 25 points	Chris Denson (30) & KT Harrell (26) vs. Mississippi State (2/14/14)
Had two players with 25 points (SEC)	Chris Denson (30) & KT Harrell (26) vs. Mississippi State (2/14/14)
A player had back-to-back 25-point SEC games	Kareem Canty (26) vs. Kentucky (1/16/16); (25) vs. Alabama (1/19/16)
A player had three straight 25-point SEC games	Chris Denson (29) at LSU (2/8/14)
	(26) vs. Kentucky (2/12/14); (30) vs. Mississippi State (2/15/14)
A player had four straight 25-point SEC games	Chris Denson (25) at South Carolina (2/5/14); (29) at LSU (2/8/14);
	(26) vs. Kentucky (2/12/14); (30) vs. Mississippi State (2/15/14)
A player had five straight 25-point SEC games	Keenan Carpenter (44) vs. LSU (1/8/89); (28) vs. Mississippi State (2/11/89)
	(33) at Florida (2/15/89); (32) at Ole Miss (2/18/89); (29) vs. Kentucky (2/20/89)
Zero players scored in double figures	at Vanderbilt (1/7/12)
Only one player scored in double figures	Bryce Brown (18) at Tennessee (2/9/16)
Five players scored in double figures	Jared Harper (21), Bryce Brown (16),
	Desean Murray (16), Mustapha Heron (14), Chuma Okeke (10) at Missouri (1/24/18)
Five players scored in double figures (SEC)	Jared Harper (21), Bryce Brown (16),
	Desean Murray (16), Mustapha Heron (14), Chuma Okeke (10) at Missouri (1/24/18)
All five starters scored in double figures	Desean Murray (16), Mustapha Heron (15), Bryce Brown (13),
	Anfernee McLemore (13), Jared Harper (12), Horace Spencer (12) vs. Ole Miss (1/9/18)
Six players scored in double figures	Desean Murray (16), Mustapha Heron (15), Bryce Brown (13),
	Anfernee McLemore (13), Jared Harper (12), Horace Spencer (12) vs. Ole Miss (1/9/18)
Six players scored in double figures (SEC)	Desean Murray (16), Mustapha Heron (15), Bryce Brown (13),
	Anfernee McLemore (13), Jared Harper (12), Horace Spencer (12) vs. Ole Miss (1/9/18)
Had at least 15 rebounds	Danjel Purifoy (15) at UConn (2/23/16)
Had at least 15 rebounds (SEC)	Cinmeon Bowers (17) vs. Ole Miss (2/20/16)
Had at least 20 rebounds	Kelvin Ardister (20) vs. Tennessee (1/4/89)
Had at least 25 rebounds	Rex Frederick (25) at Ole Miss (1/6/58)
Had at least 20 pts & 20 reb	Kelvin Ardister (22 pts, 20 reb) vs. Tennessee (1/4/89)
Had two players with at least 10 rebounds	Cinmeon Bowers (13) and Tyler Harris (12) at Alabama (2/27/16)
Had at least three players with 10 rebounds	Korvotney Barber (13), Quantez Robertson (10) and Lucas Hargrove (10) at Virginia (12/20/08)
Had a double-double	Mustapha Heron (14 pts, 11 reb) at Missouri (1/24/18)
Had two straight double-doubles	Desean Murray (14 pts, 12 reb) vs. Indiana State (11/16/17); (10 pts, 11 reb) vs. Temple (11/17/17)
Had three straight double-doubles	Cinmeon Bowers (12 pts, 15 reb) vs. Vanderbilt (2/13/16);
	(14 pts, 10 reb) at Arkansas (2/17/16); (11 pts, 18 reb) vs. Ole Miss (2/20/16)
Had four straight double-doubles	Cinmeon Bowers (19 pts, 19 reb) vs. Middle Tennessee (12/12/15); (13 pts, 12 reb) vs. Mercer (12/15/15);
	(12 pts, 11 reb) at Xavier (12/19/15); (12 pts, 12 reb) vs. New Mexico (12/22/15)
Had five straight double-doubles	Jeff Moore (26 pts, 11 reb) vs. Ole Miss (3/2/88); (20 pts, 11 reb) at LSU (3/5/88);
	(22 pts, 11 reb) vs. Georgia (3/11/88); (13 pts, 13 reb) vs. Bradley (3/17/88); (22 pts, 11 reb) vs. Oklahoma (3/19/88)
Had two players with a double-double	Tyler Harris (20 pts, 11 reb) and Cinmeon Bowers (13 pts, 12 ast) vs. Mercer (12/15/15)
Had a double-double with points and assists	Kareem Canty (17 pts, 10 ast) vs. Northwestern State (11/27/15)
Had a triple-double	Kenny Gabriel (24 pts, 13 reb, 10 blk) vs. Bethune-Cookman (1/2/12)
Had 10 assists	Jared Harper (10) vs. Gardner-Webb (12/6/17)
Had two players with at least five blocks	Rob Chubb (5) and Willy Kouassi (5) vs. Nicholls State (11/25/11)
Had 10 blocks	Kenny Gabriel (10) vs. Bethune-Cookman (1/2/12)
Had five steals	Antoine Mason (5) at LSU (2/6/15)
Had five steals (SEC)	Antoine Mason (5) at LSU (2/6/15)
Made 25 straight free throws	Danjel Purifoy (27) (11/23/16-12/18/16)
Hit buzzer-beater shot to win a game	T.J. Dunans vs. Mercer (3-pt FG, 76-74) (12/18/16)
Played more than 40 minutes	Danjel Purifoy (44) vs. UConn (12/23/16)

THE LAST TIME

AN AUBURN TEAM...

Defeated a ranked team at home	vs. #22 Arkansas (1/6/18)
Defeated a ranked team on the road	at #23 Tennessee (1/2/18)
Defeated a top-10 team at home	vs. #9 Alabama (1/18/03)
Defeated a top-10 team on the road	at #8 Arkansas (1/23/93)
Won in overtime	at UConn, 70-67 (OT) (12/23/16)
Lost in overtime	vs. Missouri (SECT), 86-83 (OT) (3/8/17)
Won in double overtime	vs. Xavier, 89-88 (2OT) (12/20/14)
Lost in double overtime	at Arkansas, 88-80 (2OT) (1/16/13)
Played back-to-back overtime games	vs. Ole Miss, W 69-68 (2OT) (1/14/12) and at LSU, L 65-58 (OT) (1/17/12)
Played at least three overtimes	vs. Georgia (SEC Tournament) (4OT) (3/1/79)
Shot 70% for a half	74.1% (20-27) vs. Arkansas-Pine Bluff (12/30/13)
Shot 70% for a half (SEC)	72.7% (16-22) at Ole Miss (2/22/03)
Shot 60% for a game	61.8% (42-68) vs. Winthrop (11/24/17)
Shot 60% for a game (SEC)	61.1% (33-54) at Arkansas (2/17/16)
Shot less than 30% for game	29.8% (17-57) at Tennessee (3/9/16)
Shot 100% from the free throw line	100% (6-6) vs. Long Beach State (12/23/11)
Shot 60% from 3-point line	61.5% (8-13) vs. Alabama (1/21/17)
Shot less than 30% in half	25.0% (7-28) vs. Georgia (1st) (1/20/18)
Shot less than 20% in half	18.2% (6-33) at Colorado (2nd) (11/17/14)
Shot less than 10% in a half	8.3% (2-24) vs. LSU (1st) (1/8/11)
Attempted 50 free throws	52 vs. Vanderbilt (2/6/54)
Attempted 40 free throws	42 vs. Alabama (1/21/17)
Attempted 30 free throws in half	30 vs. Georgia (2nd) (2/24/16)
Made 30 free throws	31 vs. Arkansas (2/10/15)
Made 30 free throws (SEC)	31 vs. Arkansas (2/10/15)
Made at least 10 3-point field goals	10 vs. Georgia (1/20/18)
Failed to make 3-point field goal	vs. Kentucky (0-15) (1/19/13)
Had at least 50 rebounds	52 vs. Gardner-Webb (12/6/17)
Had less than 20 rebounds	19 vs. Presbyterian (12/18/10)
Had 25 assists	26 vs. Tennessee State (12/19/06)
Had at least 15 steals	16 vs. Georgia Southern (12/29/10)
Had at least 10 blocks	10 vs. Cornell (12/30/17)
Had at least 15 blocks	17 vs. Nicholls State (11/25/11)
Had at least 25 lead changes	27 at Arkansas (1/16/13)
Scored 50 points in a half	50 at Missouri (2nd) (1/24/18)
Scored 50 points in a half (SEC)	50 at Missouri (2nd) (1/24/18)
Scored 60 points in a half	61 vs. Winthrop (2nd) (11/24/17)
Scored 60 points in a half (SEC)	64 at Tennessee (2/15/06)
Scored 70 points in a half	72 vs. Northwestern State (2nd) (11/27/15)
Scored 100 points	119 vs. Winthrop (11/24/17)
Scored 100 points (SEC)	102 vs. Alabama (2/13/99)
Scored under 20 points in 1st half	19 at Vanderbilt (1/6/15)
Scored under 20 points in 2nd half	14 vs. Tulsa (11/24/14)
Scored under 10 points in a half	6 vs. LSU (1st) (1/8/11)
Scored 35 or under points in a game	35 vs. Tulsa (11/24/14)
Scored under 50 points in game	45 at Tennessee (2/9/16)
Scored under 50 points in game (SEC)	45 at Tennessee (2/9/16)

Opponent	PTS	FG-A	Pct.	3FG-A	Pct.	FT-A	Pct.	O-D-TOT	PF	A	TO	BLK	STL
Auburn	102	35-63	.556	8-22	.364	24-30	.800	9-33-42	21	17	16	9	8
vs. Norfolk State	74	21-61	.344	12-34	.353	20-27	.741	9-20-29	26	15	16	3	11
Auburn	83	27-64	.422	6-20	.300	23-31	.742	12-33-45	28	16	15	9	9
vs. Indiana State	64	17-56	.304	6-20	.300	24-30	.800	10-27-37	21	12	21	4	7
Auburn	74	27-75	.360	8-33	.242	12-17	.706	19-25-44	16	15	9	5	5
vs. Temple	88	30-61	.491	10-26	.385	18-22	.818	9-31-40	18	16	11	3	4
Auburn	89	32-54	.593	9-19	.474	16-21	.762	10-25-35	19	11	16	6	8
vs. Hofstra	78	29-56	.518	11-28	.393	9-18	.500	8-16-24	18	15	13	0	6
Auburn	119	42-68	.618	14-25	.560	21-28	.750	11-31-42	24	22	13	2	5
vs. Winthrop	85	29-67	.433	13-31	.419	14-23	.609	12-16-28	23	15	16	4	9
Auburn	73	22-57	.386	10-25	.400	19-24	.792	13-25-38	22	12	11	5	6
at Dayton	60	17-47	.362	6-20	.300	20-27	.741	9-23-32	23	10	19	2	5
Auburn	79	25-61	.410	10-30	.333	19-24	.792	16-30-46	14	15	18	7	6
vs. George Mason	63	21-60	.350	12-26	.462	9-10	.900	9-21-30	21	15	19	2	11
Auburn	80	29-70	.414	13-32	.406	9-15	.600	23-29-52	13	19	15	10	12
vs. Gardner-Webb	55	20-56	.357	6-22	.273	9-14	.643	11-19-30	13	9	16	4	11
Auburn	85	26-60	.433	11-25	.440	22-28	.786	14-21-35	22	10	9	2	7
vs. UAB	80	25-55	.455	7-20	.350	23-26	.885	9-22-31	19	14	9	3	4
Auburn	76	25-51	.490	6-22	.273	20-26	.769	7-27-34	20	18	21	6	8
vs. Middle Tennessee	70	21-50	.420	11-22	.500	17-25	.680	7-22-29	25	13	24	1	15
Auburn	81	27-64	.422	12-27	.444	15-17	.882	13-28-41	20	11	12	10	3
at Murray State	77	26-69	.377	9-24	.375	16-23	.696	19-26-45	16	13	11	5	6
Auburn	89	29-72	.403	12-34	.353	19-23	.826	15-30-45	17	18	8	7	4
vs. UConn	64	23-67	.343	4-18	.222	14-18	.778	16-28-44	22	7	13	4	0
Auburn	98	35-69	.507	8-25	.320	20-26	.769	12-35-47	19	20	13	10	8
vs. Cornell	77	27-69	.391	8-25	.320	15-19	.789	8-22-30	22	12	14	0	6
Auburn	94	30-74	.405	9-31	.290	25-29	.862	22-24-46	29	17	10	5	9
at #23 Tennessee	84	24-58	.414	6-21	.286	30-37	.811	14-24-38	25	14	15	3	3
Auburn	88	30-58	.517	11-20	.550	17-22	.773	5-25-30	16	15	9	3	7
vs. #22 Arkansas	77	30-62	.484	4-19	.211	13-19	.684	9-26-35	17	13	11	4	6
#22 Auburn	85	25-56	.446	6-22	.273	29-37	.784	14-30-44	20	16	15	8	5
vs. Ole Miss	70	22-65	.338	8-29	.276	18-27	.667	18-23-41	27	8	12	4	6
#22 Auburn	76	21-60	.350	9-21	.429	25-32	.781	10-29-39	19	8	7	3	7
at Mississippi State	68	24-59	.407	5-23	.217	15-22	.682	10-32-42	24	10	12		

GAME-BY-GAME LEADERS

Game	Points	Rebounds	Assists	Steals	Blocks
Norfolk State	Brown (31)	McLemore/Murray (7)	Heron (5)	Harper (3)	McLemore (4)
vs. Indiana State	Brown (15)	Murray (12)	Harper (7)	Spencer/Okeke (3)	Spencer (3)
vs. Temple	McLemore (19)	Murray (11)	Harper (7)	Harper (2)	McLemore (5)
vs. Hofstra	Heron (22)	Murray/Okeke (6)	Mitchell (3)	Heron (3)	McLemore (3)
Winthrop	Heron (31)	Heron (10)	Harper (7)	Heron (3)	Murray/Spencer (1)
at Dayton	Heron (21)	McLemore (13)	Harper (3)	Brown (3)	McLemore (5)
George Mason	Heron (19)	McLemore (10)	Brown/Harper/Okeke (3)	5 tied (1)	McLemore (5)
Gardner-Webb	Murray (20)	McLemore (11)	Harper (10)	Murray (4)	McLemore (6)
UAB	Brown (27)	McLemore (9)	Harper (5)	McLemore (3)	McLemore (2)
vs. Middle Tennessee	Harper/Heron (16)	Spencer (7)	Harper (7)	Heron (3)	McLemore (4)
at Murray State	Murray (18)	Murray (9)	Harper (4)	Brown/McLemore/Mitchell (1)	Dunbar (3)
UConn	Heron/Murray (13)	Spencer (10)	Harper (7)	Spencer (2)	Spencer (3)
Cornell	Brown (19)	Okeke (10)	Harper (7)	McLemore/Spencer (3)	McLemore (5)
* at #23 Tennessee	Brown/Harper (18)	McLemore/Spencer (9)	Okeke (4)	Harper/Heron/Okeke (3)	McLemore (3)
* #22 Arkansas	Heron (17)	Murray (8)	Harper (8)	Harper/Murray (2)	McLemore/Murray/Spencer (1)
* Ole Miss	Murray (16)	McLemore (9)	Harper (4)	Brown (2)	McLemore (3)
* at Mississippi State	Brown (23)	Murray (9)	Harper (4)	Murray (3)	McLemore/Murray/Spencer (1)
* at Alabama	Brown (12)	Murray (10)	Mitchell (5)	Spencer (3)	Spencer (2)
* Georgia	Brown (28)	McLemore (8)	Harper (6)	Heron (3)	McLemore (3)
* at Missouri	Harper (21)	Heron (11)	Harper (6)	Harper (3)	McLemore (6)
* LSU					
* at Ole Miss					
* Vanderbilt					
* Texas A&M					
* at Georgia					
* Kentucky					
* at South Carolina					
* Alabama					
* at Florida					
* at Arkansas					
* South Carolina					

FOREVER 34: CHARLES BARKLEY

» After retiring his jersey in 2001, the Tigers went a step further in honoring Charles Barkley's legacy on The Plains. On Nov. 25, 2017, Auburn Athletics unveiled a statue of the NBA Hall of Fame basketball player in front of Auburn Arena. Barkley, from Leeds, Ala., played at Auburn from 1981-84 and won All-American honors on his way to becoming an Olympic gold medal winner and being named one of the NBA's 50 greatest players in the league's 50th anniversary season. A first-round draft pick by the Philadelphia 76ers, Barkley was the 1993 league's Most Valuable Player, and an 11-time All-Star. He is one of four NBA players who had 20,000 points, 10,000 rebounds and 4,000 assists, joining Kareem Abdul-Jabbar, Wilt Chamberlain and Karl Malone.



BARKLEY STATUE QUICK FACTS

- » The ceremony took place outside of Auburn Arena, Nov. 25, 2017.
- » Sculpting was completed by artist Brian Hanlon.
- » The final version of statue will not be completed until spring, therefore the current statue features a full-size replica until the final 2,500 pound fixture can be installed.
- » Barkley is the fourth former Tiger to have a statue erected in his honor, joining former Heisman Trophy winners Bo Jackson, Pat Sullivan and Cam Newton.
- » The statue unveiling featured speeches from Director of Athletics Jay Jacobs, former Auburn football great Bo Jackson, former head coach Sonny Smith and Barkley himself.

PLAYER BIOS



HORACE SPENCER



Forward • Jr.
6-8 • 225
Philadelphia, Pa.
Findlay Prep

CAREER HIGHS

Points _____ 13 at Mississippi State (3/5/16)
 Rebounds _____ 11 vs. Oklahoma State (1/30/16)
 Field Goals _____ 6 at Mississippi State (3/5/16)
 Field Goals Att. _____ 10 at Mississippi State (3/5/16)
 3-Pt. Field Goals _____ -
 3-Pt. Field Goals Att. _____ 1 (3x) last vs. Ole Miss (1/9/18)
 Free Throws _____ 4 (2x) last vs. Ole Miss (1/9/18)
 Free Throws Att. _____ 8 at South Carolina (1/24/17)
 Assists _____ 2 (10x) last at Missouri (1/24/18)
 Steals _____ 4 vs. Boston College (12/12/16)
 Blocks _____ 7 at Arkansas (2/17/16)
 Minutes _____ 29 vs. Georgia (2/24/16)

AUGUST 2017 ITALY TOUR: Averaged 7.0 points, 7.5 rebounds, 2.5 blocks, 1.5 assists and 0.5 steals in two games on the four-game Italy Tour ... shot 60 percent (6-of-10) from the field ... nine points, eight rebounds, four blocks, two assists and a steal vs. Veneto Select while making 4-of-5 shots from the field ... five points, seven rebounds, a block and an assist vs. Lithuania's B.C. Silute.

HIGH SCHOOL AND PERSONAL DATA: Four-star recruit, ranked 48th nationally by 247Sports, 61st by ESPN, 71st by Rivals.com and 78th by Scout.com ... averaged 10.4 points, 9.4 rebounds, 2.2 blocks and 1.2 steals in only 19.5 minutes per game for loaded Findlay Prep in Henderson, Nev., to a 29-3 record and a No. 4 national ranking as a senior in 2014-15 under coach Andy Johnson ... helped lead the Pilots to the Final Four of the Dick's Sporting Goods High School National Tournament in 2015 ... averaged 6 points, 5 rebounds and a school record 2.8 blocks per game while shooting 62 percent from the field helping lead Findlay Prep to a 31-5 record as a junior in 2013-14 under coach Jerome Williams ... the Pilots advanced to the Dick's Sporting Goods National High School Tournament Final Four ... went to William Tennent High in Warminster, Pa., as a freshman and sophomore where he played under coach Robert Mulville ... averaged 20 points and 7 rebounds as a sophomore in 2012-13 and 10 points and 8 rebounds as a freshman ... full name is Horace Gilbert Spencer III ... son of Horace Spencer Jr. and Cindy Watts ... studying in College of Liberal Arts ... signed national letter of intent on April 15, 2015.

2017-18 SPENCER GAME-BY GAME

Opp.	Start	Min.	FG-A	3FG-A	FT-A	O-D-T	PF	A	TO	BLK	STL	PTS
Norfolk St.	*	16	1-2	0-0	2-2	0-4-4	4	0	0	4	0	4
Indiana St.	*	21	2-2	0-0	0-0	3-6-9	3	0	2	3	3	4
Temple	*	15	1-4	0-0	1-2	2-3-5	3	0	1	0	1	3
Hofstra	*	15	1-1	0-0	0-0	2-2-4	2	2	3	1	2	3
Winthrop	*	15	1-3	0-0	0-1	2-5-7	4	1	2	1	1	2
Dayton	*	12	0-1	0-0	0-0	0-2-2	4	2	1	0	1	0
G. Mason		12	1-1	0-0	1-2	1-2-3	0	2	0	0	1	3
GWU		18	2-3	0-0	1-1	2-3-5	1	1	3	2	3	5
UAB		12	0-0	0-0	2-2	0-1-1	4	0	0	0	0	2
MTSU		19	4-4	0-0	3-4	0-7-7	2	0	2	0	1	11
Murray St.		7	0-1	0-0	0-0	0-4-4	3	0	0	2	0	0
UConn		19	3-5	0-0	3-4	4-6-10	2	0	0	3	2	9
Cornell		18	5-9	0-0	2-2	3-6-9	1	1	1	1	3	12
Tennessee		20	5-8	0-0	0-0	3-6-9	4	0	0	1	1	10
Arkansas		19	0-0	0-0	1-2	0-2-2	4	0	0	1	1	1
Ole Miss		20	4-7	0-1	4-5	2-1-3	3	0	3	2	1	12
Miss. St.		25	0-2	0-0	1-2	1-4-5	3	2	0	1	1	1
Alabama		20	3-3	0-0	0-0	0-6-6	2	0	2	2	3	6
Georgia		18	2-2	0-0	3-3	1-2-3	2	0	1	1	1	4
Missouri		19	1-3	0-0	1-2	2-2-4	5	2	1	1	2	3
LSU												
Ole Miss												
Vanderbilt												
Texas A&M												
Georgia												
Kentucky												
S. Carolina												
Alabama												
Florida												
Arkansas												
S. Carolina												
Totals												

SPENCER'S CAREER STATISTICS

Year	GP-GS	Min-Avg	FG-FGA	Pct	3FG-A	Pct	FT-FTA	Pct	Off-Def-Tot--Avg	PF-FO	Ast	TO	Blk	Stl	Pts	Avg
2015-16	31-18	562-18.1	63-150	.420	0-1	.000	33-68	.485	65-88-153--4.9	115-8	15	43	65	14	159	5.1
2016-17	19-12	310-16.3	37-66	.561	0-1	.000	18-36	.500	23-42-65--3.4	58-2	10	18	28	14	92	4.8
2017-18	20-6	340-17.0	36-61	.590	0-1	.000	22-31	.710	28-74-102--5.1	56-1	13	22	25	28	94	4.7
TOTAL	70-36	1212-17.3	136-277	.491	0-3	.000	73-135	.541	116-204-320--4.6	229-11	38	83	118	56	345	4.9

PLAYER BIOS



JARED HARPER

1

Guard • So.
5-10 • 170
Mableton, Ga.
Pebblebrook HS

CAREER HIGHS

Points _____ 24 vs. Georgia (1/7/16)
 Rebounds _____ 6 at Murray State (12/19/17)
 Field Goals _____ 8 at UConn (12/23/16)
 Field Goals Att. _____ 17 at UConn (12/23/16)
 3-Pt. Field Goals _____ 5 (4x) last at Missouri (1/24/18)
 3-Pt. Field Goals Att. _____ 8 at UAB (12/3/16)
 Free Throws _____ 14 vs. Ole Miss (1/7/17)
 Free Throws Att. _____ 17 vs. Ole Miss (1/7/17)
 Assists _____ 10 vs. Gardner-Webb (12/6/17)
 Steals _____ 4 (2x) last at UConn (12/23/16)
 Blocks _____ 1 (4x) last vs. Ole Miss (1/9/18)
 Minutes _____ 35 (2x) last at Missouri (1/24/18)

AUGUST 2017 ITALY TOUR: Averaged 3.5 points, 7.0 assists, 4.0 rebounds, 2.8 steals and 0.5 blocks on the four-game Italy Tour ... shot 50 percent from the field and 13 of his 16 rebounds were on the defensive boards ... double-double with 10 points and a game-high 10 assists with three steals and a rebound vs. BC Silute of Lithuania ... 10 rebounds, five assists, two points and a block vs. Stella Azzurra ... six assists, six steals, three rebounds and a block vs. Veneto Select ... seven assists, two points, two rebounds and two steals vs. Italy All-Stars.

HIGH SCHOOL AND PERSONAL DATA: Consensus four-star signee ... ranked No. 54 overall by Rivals ... two-time first-team All-State ... ranked averaged 27 points, 10.1 assists, 5.7 rebounds and 3.7 steals in leading Pebblebrook to a 23-10 record as a senior in 2015-16 under coach George Washington ... he shot 49 percent from the floor and 48.9 percent (85-of-174) from 3-point range ... in back-to-back seasons, led Pebblebrook to the Class 6A state championship game ... selected to the American Family Insurance High School Slam Dunk and 3-Point Championships in Pearland, Texas ... rated as a consensus four-star by ESPN, 247Sports, Rivals and Scout ... scored 14 points playing alongside fellow Auburn signee Mustapha Heron in the historic Kentucky Derby Festival Basketball Classic in Freedom Hall in Louisville, Ky. in the All-Star game in April as his team won 144-132 ... he had 24 points at halftime and scored 12 in the third quarter of the game named the MVP of the prestigious Peach Jam in 2015, leading his Georgia Stars AAU team to the championship with a game-high 34 points, eight assists and four rebounds in a 104-77 win over the St. Louis Eagles ... averaged 21 points and seven assists as a junior leading Pebblebrook to a school record wins with a 27-6 record in 2014-15 ... led the Georgia Stars to an 8-0 record in a Las Vegas tournament in July 2015 and as the Stars finished ranked No. 1 in the country ... an honors student, finished high school with a 3.7 GPA ... full name is Jared Lamar Harper ... son of Patrick and Erica Harper ... studying in Harbert College of Business ... signed national letter of intent on Nov. 12, 2015.

2017-18 HARPER GAME-BY GAME

Opp.	Start	Min.	FG-A	3FG-A	FT-A	O-D-T	PF	A	TO	BLK	STL	PTS
Norfolk St.	*	21	3-5	3-3	4-4	1-1-2	2	3	1	1	2	13
Indiana St.	*	30	3-10	1-3	2-4	0-1-1	1	7	1	0	0	9
Temple	*	33	3-12	1-6	4-4	0-3-3	1	7	2	0	2	11
Hofstra	*	20	5-6	3-3	0-2	1-2-3	5	1	1	0	1	13
Winthrop	*	25	2-4	1-3	2-2	0-1-1	0	7	2	0	2	7
Dayton	*	35	2-9	2-7	5-6	0-1-1	2	3	1	0	0	11
G. Mason	*	24	3-10	3-6	3-3	0-4-4	2	3	1	0	1	12
GWU	*	27	2-7	1-4	0-2	3-2-5	0	10	3	0	1	5
UAB	*	34	5-14	3-6	8-11	1-1-2	2	5	3	0	1	21
MTSU	*	32	3-5	3-5	7-9	0-1-1	2	7	5	0	1	16
Murray St.	*	33	4-9	4-6	5-5	1-5-6	1	4	3	0	0	17
UConn	*	28	3-8	3-7	2-2	0-1-1	1	7	1	0	0	11
Cornell	*	28	4-8	1-4	3-3	0-2-2	1	7	1	0	0	12
Tennessee	*	29	4-13	0-5	10-11	0-3-3	1	3	0	0	2	18
Arkansas	*	29	3-9	1-3	7-9	0-1-1	1	8	2	0	2	14
Ole Miss	*	30	3-6	2-3	4-5	1-1-2	4	4	2	1	0	12
Miss. St.	*	29	2-7	1-3	7-7	0-4-4	3	4	2	0	1	12
Alabama	*	31	3-9	0-4	4-8	0-0-0	1	2	2	0	2	10
Georgia	*	32	2-9	1-6	8-9	0-2-2	0	6	2	0	2	13
Missouri	*	35	5-10	5-7	6-6	0-1-1	3	6	0	0	3	21
LSU												
Ole Miss												
Vanderbilt												
Texas A&M												
Georgia												
Kentucky												
S. Carolina												
Alabama												
Florida												
Arkansas												
S. Carolina												
Totals												

HARPER'S CAREER STATISTICS

Year	GP-GS	Min-Avg	FG-FGA	Pct	3FG-A	Pct	FT-FTA	Pct	Off-Def-Tot--Avg	PF-FO	Ast	TO	Blk	Stl	Pts	Avg
2016-17	32-30	774-24.2	104-270	.385	54-157	.344	103-146	.705	10-52-62--1.9	57-1	95	49	2	37	365	11.4
2017-18	20-20	585-29.3	64-170	.376	39-94	.415	91-112	.813	8-37-45--2.3	33-1	105	36	1	24	258	12.9
TOTAL	52-50	1359-26.1	168-440	.382	93-251	.371	194-258	.752	18-89-107--2.1	90-2	200	85	3	61	623	12.0

PLAYER BIOS



BRYCE BROWN

2

Guard • Jr.

6-3 • 198

Stone Mountain, Ga.
Tucker HS

CAREER HIGHS

Points _____ 31 vs. Norfolk State (11/10/17)
 Rebounds _____ 6 (3x) last vs. LSU (1/18/17)
 Field Goals _____ 12 vs. Norfolk State (11/10/17)
 Field Goals Att. _____ 18 at Arkansas (2/17/16)
 3-Pt. Field Goals _____ 9 at Arkansas (2/17/16)
 3-Pt. Field Goals Att. _____ 14 at Arkansas (2/17/16)
 Free Throws _____ 7 at Missouri (1/24/18)
 Free Throws Att. _____ 8 (3x) last at Mississippi State (1/13/18)
 Assists _____ 5 (2x) last vs. Middle Tennessee (12/16/17)
 Steals _____ 3 (6x) last at Dayton (11/29/17)
 Blocks _____ 2 (2x) last vs. Boston College (12/12/16)
 Minutes _____ 36 (2x) last vs. Middle Tennessee (12/16/17)

AUGUST 2017 ITALY TOUR: Averaged a team-best 18.3 points, 2.8 rebounds, 2.5 steals and 1.0 assist in the four-game Italy Tour ... shot 50 percent from the field, 47.2 percent (17-of-36) from 3-point range and 75 percent from the foul line ... game-high 21 points on 4-of-11 3-pointers and four steals vs. Veneto Select ... game-high 20 points on 6-of-10 3-pointers vs. BC Silute of Lithuania ... 20 points on 5-of-9 treys with six rebounds and five steals vs. Italy All-Stars ... 12 points, 5 rebounds vs. Stella Azzurra.

HIGH SCHOOL AND PERSONAL DATA: Averaged 25 points, 6 rebounds and 4 assists as a senior at Tucker High School under coach James Hartry ... averaged 18 points and five assists as a junior ... teammates with Auburn junior Tahj Shamsid-Deen at Columbia High School in Decatur, Ga., as a sophomore in 2012-13 ... went to Columbia High School as a sophomore and junior and went to back-to-back state championships ... impressed the Auburn coaching staff when he attended Coach Bruce Pearl's Elite Camp in 2014 ... full name is Bryce Wade Brown ... son of Cedric and Donna Brown ... father, Cedric, and brother, Blake, played football at Clark Atlanta ... studying in College of Liberal Arts ... signed national letter of intent on Nov. 14, 2014.

2017-18 BROWN GAME-BY GAME

Opp.	Start	Min.	FG-A	3FG-A	FT-A	O-D-T	PF	A	TO	BLK	STL	PTS
Norfolk St.	*	27	12-16	4-8	3-3	2-2-4	0	1	1	0	1	31
Indiana St.	*	30	5-14	0-7	5-6	0-2-2	1	2	2	1	0	15
Temple	*	33	3-15	3-11	1-2	0-4-4	3	4	0	0	1	10
Hofstra	*	34	5-12	3-8	4-4	1-1-2	1	0	1	0	0	17
Winthrop	*	25	7-12	6-9	1-1	0-1-1	3	3	0	0	0	21
Dayton	*	36	4-12	3-8	0-0	1-0-1	2	2	2	0	3	11
G. Mason	*	33	5-14	2-9	4-5	1-2-3	2	3	2	1	1	16
GWU	*	28	2-13	2-8	0-0	2-3-5	0	2	3	0	2	6
UAB	*	35	8-14	6-9	5-7	3-0-3	2	3	1	0	1	27
MTSU	*	36	3-12	1-8	2-3	0-2-2	1	5	5	1	2	9
Murray St.	*	35	5-13	3-9	2-3	0-0-0	3	2	0	1	0	15
UConn	*	31	2-10	2-8	2-2	0-1-1	1	2	0	1	1	8
Cornell	*	25	7-12	4-8	1-1	0-3-3	3	4	3	0	0	19
Tennessee	*	35	6-17	5-12	1-2	2-0-2	1	2	1	0	0	18
Arkansas	*	30	4-9	3-6	2-2	0-0-0	3	1	0	0	0	13
Ole Miss	*	33	4-14	3-9	2-2	0-4-4	1	2	0	0	2	13
Miss. St.	*	33	6-13	5-8	6-8	0-2-2	2	1	0	0	1	23
Alabama	*	32	4-11	4-8	0-0	1-0-1	4	1	3	1	0	12
Georgia	*	30	9-15	5-9	5-6	0-1-1	1	0	1	0	2	28
Missouri	*	27	3-9	3-6	7-7	1-2-3	3	2	2	0	2	16
LSU												
Ole Miss												
Vanderbilt												
Texas A&M												
Georgia												
Kentucky												
S. Carolina												
Alabama												
Florida												
Arkansas												
S. Carolina												
Totals												

BROWN'S CAREER STATISTICS

Year	GP-GS	Min-Avg	FG-FGA	Pct	3FG-A	Pct	FT-FTA	Pct	Off-Def-Tot--Avg	PF-FO	Ast	TO	Blk	Stl	Pts	Avg
2015-16	30-11	742-24.7	93-274	.339	78-121	.370	38-46	.826	15-40-55--1.8	73-2	20	31	0	11	302	10.1
2016-17	28-13	592-21.1	68-189	.360	56-140	.400	18-27	.667	12-43-55--2.0	49-0	35	26	6	28	210	7.5
2017-18	20-20	628-31.4	104-257	.405	67-168	.399	53-64	.828	14-30-44--2.2	37-0	42	27	6	19	328	16.4
TOTAL	78-44	1962-25.2	265-720	.368	201-519	.387	109-137	.796	41-113-154--2.0	159-2	97	84	12	58	840	10.8

PLAYER BIOS



DANJEL PURIFOY

3

Forward • So.

6-7 • 230

Centreville, Ala.

Hargrave Military Academy

CAREER HIGHS

Points _____ 27 (2x) last vs. Boston College (12/12/16)
 Rebounds _____ 15 at UConn (12/23/16)
 Field Goals _____ 9 vs. Coastal Carolina (12/15/16)
 Field Goals Att. _____ 14 (2x) last vs. Coastal Carolina (12/15/16)
 3-Pt. Field Goals _____ 5 vs. Coastal Carolina (12/15/16)
 3-Pt. Field Goals Att. _____ 10 vs. Coastal Carolina (12/15/16)
 Free Throws _____ 8 vs. Georgia State (11/14/16)
 Free Throws Att. _____ 10 vs. Georgia State (11/14/16)
 Assists _____ 9 vs. USC Upstate (11/29/16)
 Steals _____ 3 (6x) last at Texas A&M (2/18/17)
 Blocks _____ 1 (5x) last vs. Missouri (3/8/17)
 Minutes _____ 39 vs. Missouri (3/8/17)

AUGUST 2017 ITALY TOUR: Averaged 12.5 points, 7.5 rebounds, 3.0 steals and 2.0 assists on the four-game Italy Tour ... shot 48.3 percent (14-of-29) from the field and made all 20 of his free throw attempts ... just missed a double-double with 19 points and nine rebounds, five steals, three assists and a block vs. Veneto Select ... went 4-of-8 from the field and 10-of-10 from the foul line vs. Veneto Select while four of his nine boards were offensive ... 14 points on 6-of-10 field goals, seven rebounds, two assists and two steals ... 10 points on 2-of-4 3-pointers, seven rebounds and two steals vs. Stella Azzurra ... seven points, seven rebounds, three assists and three steals vs. Italy All-Stars.

HIGH SCHOOL AND PERSONAL DATA: Four-star small forward by ESPN, Rivals, Scout and 247Sports ... ranked ninth among all small forwards and 48th overall by 247Sports ... ranked as the nation's No. 12 small forward and the top player in Alabama by 247 Sports ... averaged 25 points, 11 rebounds, five blocks and 20 deflections a game at Hargrave Military Academy under coach A.W. Hamilton in 2014-15 ... averaged 17.7 points and 6.1 rebounds per game at Bibb County as a junior ... full name is Danjel Kevon Purifoy ... son of Waukesha Evans ... studying in College of Liberal Arts ... signed national letter of intent on Nov. 12, 2014.

2017-18 PURIFOY GAME-BY GAME

Opp.	Start	Min.	FG-A	3FG-A	FT-A	O-D-T	PF	A	TO	BLK	STL	PTS
Norfolk St.	-	dnp-										
Indiana St.	-	dnp-										
Temple	-	dnp-										
Hofstra	-	dnp-										
Winthrop	-	dnp-										
Dayton	-	dnp-										
G. Mason	-	dnp-										
GWU	-	dnp-										
UAB	-	dnp-										
MTSU	-	dnp-										
Murray St.	-	dnp-										
UConn	-	dnp-										
Cornell	-	dnp-										
Tennessee	-	dnp-										
Arkansas	-	dnp-										
Ole Miss	-	dnp-										
Miss. St.	-	dnp-										
Alabama	-	dnp-										
Georgia	-	dnp-										
Missouri	-	dnp-										
LSU	-	dnp-										
Ole Miss	-	dnp-										
Vanderbilt	-	dnp-										
Texas A&M	-	dnp-										
Georgia	-	dnp-										
Kentucky	-	dnp-										
S. Carolina	-	dnp-										
Alabama	-	dnp-										
Florida	-	dnp-										
Arkansas	-	dnp-										
S. Carolina	-	dnp-										
Totals	-	dnp-										

PURIFOY'S CAREER STATISTICS

Year	GP-GS	Min-Avg	FG-FGA	Pct	3FG-A	Pct	FT-FTA	Pct	Off-Def-Tot--Avg	PF-FO	Ast	TO	Blk	Stl	Pts	Avg
2016-17	29-25	831-28.7	97-244	.398	59-160	.369	80-91	.879	28-108-136--4.7	65-0	51	45	5	41	333	11.5
2017-18	-	-	-	-	-	-	-	-	-	-	-	-	-	-	-	-
TOTAL	29-25	831-28.7	97-244	.398	59-160	.369	80-91	.879	28-108-136--4.7	65-0	51	45	5	41	333	11.5

PLAYER BIOS



CHUMA OKEKE

4

Forward • Fr.
6-8 • 230
Atlanta, Ga.
Westlake HS

CAREER HIGHS

Points _____ 15 at Dayton (11/29/17)
 Rebounds _____ 10 vs. Cornell (12/30/17)
 Field Goals _____ 6 vs. Middle Tennessee (12/16/17)
 Field Goals Att. _____ 11 vs. Indiana State (11/16/17)
 3-Pt. Field Goals _____ 3 (2x) last at Tennessee (1/2/18)
 3-Pt. Field Goals Att. _____ 5 (4x) last at Missouri (1/24/18)
 Free Throws _____ 4 (2x) last vs. Cornell (12/30/17)
 Free Throws Att. _____ 6 vs. Cornell (12/30/17)
 Assists _____ 4 at Tennessee (1/2/18)
 Steals _____ 3 vs. Indiana State (11/16/17)
 Blocks _____ 2 vs. Cornell (12/30/17)
 Minutes _____ 27 at Dayton (11/29/17)

AUGUST 2017 ITALY TOUR: Only Tiger to average a double-double with 11.0 points, a team-high 12.5 rebounds, 2.0 assists, 2.0 steals and 1.0 blocks on the four-game Italy Tour ... recorded double-doubles in each of the final three games ... of his team-leading 50 rebounds, 22 were on the offensive glass ... shot 47.2 percent (17-of-36) from the field and 57.9 percent (11-of-19) from the foul line ... incredible performance in the tour's finale with 10 points and a game-high 20 rebounds with four blocks and four assists vs. Italy All-Stars ... 13 points (6-of-10 fgs), a team-best 11 rebounds, two steals and an assist vs. BC Silute of Lithuania ... 13 points (5-of-11 fgs), 10 rebounds, five steals and two assists vs. Veneto Select ... eight points, nine rebounds, an assist and steal vs. Stella Azzurra.

HIGH SCHOOL AND PERSONAL DATA: Consensus four-star prospect ... MaxPreps All-American selection as a senior in 2016-17 ... ranked 44th nationally by Scout, 48th by ESPN, 55th by Rivals, 56th by 247Sports and 61st by ESPN ... as a junior, led Westlake to the 2016 Georgia Class 6A state championship for the first time since 2002 with a 68-58 overtime win over Pebblebrook ... Westlake trailed by 10 points at the half ... MaxPreps Junior All-America honorable mention selection in 2015-16 ... averaged 24.4 points, 15.0 rebounds, 3.1 assists, 2.4 steals and 1.0 block in only 11.7 minutes per game as a senior in helping Westlake to an 18-11 record overall, 9-1 in the region, under coach Darron Rogers in 2016-17 ... shot 71 percent (137-of-192) from the field, 70.0 percent (14-of-20) from 3-point range and 69.5 percent (132-of-190) from the foul line ... averaged 9.6 offensive rebounds per game ... 35 points and 17 rebounds at the Cancer Research Classic on Jan. 11, 2017 ... 35 points and 24 rebounds in an 89-83 triple overtime loss to Newton in the state playoffs on Feb. 24 ... 36 points, 28 rebounds and 5 assists in 85-76 win over Pebblebrook on Jan. 31 ... 40 points, 20 rebounds and 6 assists in 80-78 overtime win at Pebblebrook on Jan. 13 ... 35 points and 17 rebounds in a 76-73 loss to Gonzaga of Washington, D.C., on Jan. 7 ... 32 points and 18 rebounds in 72-63 victory over Southwest Atlanta Christian on Dec. 3 ... 23 points and 13 rebounds vs. Douglas County on Nov. 17 ... 8 points, 16 rebounds and 4 assists in 63-52 win over East Coweta on Jan. 20 ... 26 points and 12 rebounds in 67-63 win at Campbell on Jan. 17 ... 19 points and 23 rebounds in 58-56 loss to Lafayette Christian Academy on Dec. 21 ... 25 points and 17 rebounds in 82-66 win at East Coweta on Dec. 1 ... 26 points and 16 rebounds in 83-46 win vs. North Clayton on Nov. 29 ... 19 points, 17 rebounds and 8 assists vs. Rockdale on Jan. 16 ... averaged 22.7 points and 7.5 rebounds as a sophomore in 2014-15.


2017-18 OKEKE GAME-BY GAME

Opp.	Start	Min.	FG-A	3FG-A	FT-A	O-D-T	PF	A	TO	BLK	STL	PTS
Norfolk St.		20	2-3	0-1	1-4	1-4-5	2	0	0	1	0	5
Indiana St.		19	4-11	2-3	1-2	2-4-6	4	1	0	1	3	11
Temple		21	4-6	2-4	1-1	1-3-4	3	1	1	0	0	11
Hofstra		21	1-5	0-0	4-4	3-3-6	1	1	1	0	1	6
Winthrop		25	4-9	2-5	1-1	0-5-5	2	2	0	0	1	11
Dayton		27	5-6	3-4	2-2	3-5-8	2	1	1	0	1	15
G. Mason		25	2-6	0-1	3-4	5-3-8	2	3	1	1	0	7
GWU		23	2-7	1-5	0-0	3-2-5	3	2	2	0	1	5
UAB		19	1-4	1-3	0-0	1-2-3	2	0	1	0	1	3
MTSU		20	6-8	1-1	1-1	2-3-5	1	1	0	0	1	14
Murray St.		20	1-7	0-2	0-0	2-4-6	3	0	1	1	0	2
UConn		16	2-4	0-1	2-2	4-4-8	0	2	1	1	0	6
Cornell		19	3-6	0-1	4-6	4-6-10	0	1	0	2	0	10
Tennessee		22	4-7	3-4	0-0	4-1-5	5	4	0	1	2	11
Arkansas		19	4-8	2-4	0-0	1-5-6	0	1	2	0	0	10
Ole Miss		11	1-3	0-1	0-0	1-3-4	0	2	1	0	1	2
Miss. St.		17	1-4	0-0	0-1	3-2-5	2	0	0	0	0	2
Alabama		21	3-7	2-5	2-4	2-4-6	2	0	0	1	0	10
Georgia		15	1-3	0-1	0-0	2-2-4	4	0	1	1	2	2
Missouri		15	4-7	2-5	0-0	1-2-3	2	0	2	0	0	10
LSU												
Ole Miss												
Vanderbilt												
Texas A&M												
Georgia												
Kentucky												
S. Carolina												
Alabama												
Florida												
Arkansas												
S. Carolina												
Totals												

OKEKE'S CAREER STATISTICS

Year	GP-GS	Min-Avg	FG-FGA	Pct	3FG-A	Pct	FT-FTA	Pct	Off-Def-Tot--Avg	PF-FO	Ast	TO	Blk	Stl	Pts	Avg
2017-18	20-0	395-19.8	55-121	.455	21-51	.412	22-32	.688	45-67-112--5.6	40-1	22	15	10	14	153	7.7
TOTAL	20-0	395-19.8	55-121	.455	21-51	.412	22-32	.688	45-67-112--5.6	40-1	22	15	10	14	153	7.7

PLAYER BIOS



MUSTAPHA HERON

5

Guard • So.
6-5 • 218
Waterbury, Conn.
Sacred Heart HS

CAREER HIGHS

Points _____ 31 vs. Winthrop (11/24/17)
 Rebounds _____ 14 vs. Missouri (3/8/17)
 Field Goals _____ 11 vs. Winthrop (11/24/17)
 Field Goals Att. _____ 17 (2x) last vs. Winthrop (11/24/17)
 3-Pt. Field Goals _____ 4 vs. Georgia (12/29/16)
 3-Pt. Field Goals Att. _____ 7 (3x) last vs. George Mason (12/3/17)
 Free Throws _____ 9 vs. Boston College (12/12/16)
 Free Throws Att. _____ 10 (2x) last vs. Cornell (12/30/17)
 Assists _____ 5 vs. Norfolk State (11/10/17)
 Steals _____ 4 vs. Oklahoma (12/21/16)
 Blocks _____ 2 (2x) last at South Carolina (1/24/17)
 Minutes _____ 36 (2x) last vs. Missouri (3/8/17)

AUGUST 2017 ITALY TOUR: Averaged 14.3 points, 5.0 rebounds, 4.0 rebounds, 1.3 assists and 1.0 steal in three games on the four-game Italy Tour ... shot 50 percent from the field, 40 percent (4-of-10) from 3-point range and 83.3 percent (5-of-6) from the foul line ... of his 15 rebounds, six were on the offensive glass ... game-high 21 points (9-of-14 fgs, 3-of-5 3fgs), five rebounds, two steals, two assists and a block vs. Italy All-Stars ... 13 points (4-of-6 fgs, 1-of-2 3fgs, 4-of-4 fts) vs. Stella Azzurra ... nine points and nine rebounds (five offensive), an assist and steal vs. BC Silute of Lithuania ... did not play vs. Veneto Select.

HIGH SCHOOL AND PERSONAL DATA: Consensus five-star prospect ... ranked 17th overall by Scout, 19th by Rivals.com, 23rd by 247Sports and 26th by ESPN.com ... rated as the No. 3 small forward in the nation by Scout ... three-time All-State selection ... averaged 30 points and 8 rebounds as a senior at Sacred Heart in 2015-16 ... scored 79 points in his final two high school games, leading Sacred Heart to its third consecutive Connecticut state championship and a 54-game winning streak under coach Jon Carroll ... one of only two players to earn back-to-back Player of the Year honors along with Kris Dunn, the fifth overall pick of the 2016 NBA Draft by the Minnesota Timberwolves ... scored 32 points and was named MVP of the historic Kentucky Derby Festival Basketball Classic in Freedom Hall in Louisville, Ky. in the All-Star game in April as his team won 144-132, playing alongside fellow Auburn signee Jared Harper ... he had 18 points at halftime and scored 11 in the third quarter of the game ... scored 31 points two weeks later at the Ballislife All-American Game, an All-Star showcase in California ... played with the New York RENS in AAU playing all three guard positions ... in the summer 2015, averaged 20 points and nine rebounds as the RENS went 55-5, winning five of the six tournaments it played throughout the country ... played in Treviso, Italy, for the U18 U.S. Select Team against a U20 team from France, a U19 team from Greece and a EuroCamp All-Star team that included six players who declared for the 2015 NBA Draft and went 3-0 ... the only junior to win the New Haven Register All-State Player of the Year in 2014-15 ... averaged 22 points and 5.3 rebounds as a junior at Sacred Heart in 2014-15, leading the school to a second-straight Connecticut Class S state championship title and an undefeated 28-0 record ... prior to his arrival as a sophomore, Sacred Heart went three straight seasons without making the playoffs ... four players from the New York RENS signed college scholarships along with Heron, Rawle Alkins (Arizona), Devonte Green (Indiana), Tyrone Cohen (Holy Cross), Kai Mitchell (Iona) and Tyrique Jones (Xavier) ... wants to study communications and go into broadcasting to be an analyst on TV ... full name is Mustapha Heron ... son of Bryan and Thalia Heron ... two brothers, Tyrn Flowers, who is a 6-foot-7 freshman forward at UMass, and Charles Raheem Solomon ... father, Bryan, averaged 14.4 points and 6.6 rebounds at Central Connecticut State from 1985-89 and played professional basketball in Europe ... studying in College of Liberal Arts ... signed national letter of intent on Nov. 12, 2015.

2017-18 HERON GAME-BY GAME

Opp.	Start	Min.	FG-A	3FG-A	FT-A	O-D-T	PF	A	TO	BLK	STL	PTS
Norfolk St.	*	25	4-10	0-3	2-2	0-2-2	0	5	0	0	1	10
Indiana St.	*	25	3-12	1-3	4-6	1-5-6	3	1	2	0	1	11
Temple	*	30	3-13	1-7	1-2	1-3-4	1	0	2	0	1	8
Hofstra	*	29	8-13	1-4	5-6	0-4-4	3	1	5	0	3	22
Winthrop	*	27	11-17	2-4	7-7	2-8-10	5	0	2	0	3	31
Dayton	*	27	7-13	2-3	5-8	0-7-7	3	1	0	0	0	21
G. Mason	*	33	6-13	2-7	5-6	2-6-8	2	1	5	0	1	19
GWU	*	9	1-2	1-1	2-2	0-1-1	0	0	0	0	1	5
UAB		-dnp-										
MTSU	*	28	4-7	1-2	7-9	2-4-6	3	1	2	0	3	16
Murray St.	*	29	5-12	1-3	5-5	1-7-8	3	1	2	0	1	16
UConn	*	22	5-15	1-4	2-2	3-4-7	2	0	2	0	0	13
Cornell	*	23	4-10	1-3	8-10	1-3-4	2	0	3	0	1	17
Tennessee	*	31	4-14	0-4	8-9	2-3-5	3	1	3	0	2	16
Arkansas	*	28	7-14	3-4	0-1	2-4-6	1	0	1	0	0	17
Ole Miss	*	29	5-11	0-3	5-6	2-3-5	4	3	2	0	1	15
Miss. St.	*	29	5-13	0-4	4-6	1-4-5	1	0	2	0	1	14
Alabama	*	26	2-7	0-2	1-2	0-3-3	5	1	4	0	2	5
Georgia	*	21	5-11	1-2	3-3	0-1-1	3	1	1	0	3	14
Missouri	*	34	5-12	1-4	3-4	3-8-11	1	2	1	0	1	16
LSU												
Ole Miss												
Vanderbilt												
Texas A&M												
Georgia												
Kentucky												
S. Carolina												
Alabama												
Florida												
Arkansas												
S. Carolina												
Totals												

HERON'S CAREER STATISTICS

Year	GP-GS	Min-Avg	FG-FGA	Pct	3FG-A	Pct	FT-FTA	Pct	Off-Def-Tot--Avg	PF-FO	Ast	TO	Blk	Stl	Pts	Avg
2016-17	32-32	901-28.2	152-344	.442	44-104	.423	137-178	.770	52-143-195--6.1	87-2	43	77	6	27	485	15.2
2017-18	19-19	505-26.6	94-219	.429	19-67	.284	77-96	.802	23-80-103--5.4	45-2	19	39	0	26	284	14.9
TOTAL	51-51	1406-27.6	246-563	.437	63-171	.368	214-274	.781	75-223-298--5.8	132-4	62	116	6	53	769	15.1

PLAYER BIOS



DAVION MITCHELL

10

Guard • Fr.
6-1 • 200
Hinesville, Ga.
Liberty County HS

CAREER HIGHS

Points _____ 10 (2x) last vs. UConn (12/23/17)
 Rebounds _____ 4 vs. Norfolk State (11/10/17)
 Field Goals _____ 4 (3x) last vs. UConn (12/23/17)
 Field Goals Att. _____ 7 vs. George Mason (12/3/17)
 3-Pt. Field Goals _____ 2 (2x) last vs. UConn (12/23/17)
 3-Pt. Field Goals Att. _____ 4 (3x) last vs. UConn (12/23/17)
 Free Throws _____ 4 (2x) last vs. Winthrop (11/24/17)
 Free Throws Att. _____ 5 vs. Norfolk State (11/10/17)
 Assists _____ 5 (2x) last at Alabama (1/17/17)
 Steals _____ 1 (4x) last at Missouri (1/24/18)
 Blocks _____ 1 at Missouri (1/24/18)
 Minutes _____ 25 vs. Hofstra (11/19/17)

AUGUST 2017 ITALY TOUR: Averaged 5.0 points, 2.8 assists, 2.3 steals and 1.3 rebounds on the four-game Italy Tour ... shot 33.3 percent (6-of-18) from the field, 40 percent (2-of-5) from 3-point range and 75 percent (6-of-8) from the foul line ... had the second-most assists on the team behind Jared Harper ... 10 points (3-of-8 fgs, 1-of-3 3fgs, 3-of-4 fts), two rebounds, two assists and two steals vs. Veneto Select ... six points, five assists and five steals vs. Italy All-Stars ... two points, three rebounds and two assists vs. BC Silute of Lithuania ... two points, two assists and two steals vs. Stella Azzurra.

HIGH SCHOOL AND PERSONAL DATA: Consensus four-star prospect ... ranked 33rd nationally by 247Sports, 45th by Scout, 55th by Rivals and 61st by ESPN ... led Liberty County to its first Georgia Class 4A state championship as a junior in 2015-16, defeating defending state champion Jonesboro, 58-52, under coach Julian Stokes ... averaged 24.2 points, 7.1 assists, 3.6 rebounds and 2.9 steals per game as a junior, earning Savannah Morning News Boys Basketball Player of the Year honors ... shot 41 percent (103-of-250) from 3-point range ... scored 23 points, 21 of them coming on seven 3-pointers, against Newton in the Holiday Hoopsgiving Tournament in Atlanta on Nov. 25, 2016 ... averaged 23.8 points, 5.3 rebounds, 5.2 assists and 2.5 steals per game as a senior in leading Liberty County to a 22-6 record overall, 9-1 in the region ... shot 50 percent from the field, 43 percent (70-of-164) from 3-point range and 68 percent from the free throw line ... had a 2.36 assist/turnover ratio (104 to 44) ... scored in double figures in all 28 games as a senior, including 14 games with 20 or more points ... scored a season-high 42 points on 14-of-31 field goals, 10-of-20 3s and 4-of-6 free throws in a 120-81 victory over Bradwell Institute ... 34 points on 10-of-14 treys in an 83-54 win over Tattnall County ... 31 points on 4-of-7 3s in an 83-75 victory over Jenkins ... 29 points on 4-of-8 3s in 89-72 win over Islands ... 20 points and a season-high 10 assists in a 111-79 win over Pierce County ... MaxPreps Junior All-America third-team selection in 2015-16.

2017-18 MITCHELL GAME-BY GAME

Opp.	Start	Min.	FG-A	3FG-A	FT-A	O-D-T	PF	A	TO	BLK	STL	PTS
Norfolk St.	21	2-5	0-1	4-5	0-4-4	2	3	3	0	0	0	8
Indiana St.	21	0-0	0-0	3-4	0-2-2	4	3	2	0	0	0	3
Temple	17	1-3	0-1	0-0	1-0-1	1	1	0	0	0	0	2
Hofstra	25	4-5	1-2	0-0	0-1-1	2	3	3	0	1	9	
Winthrop	22	2-3	1-1	4-4	0-0-0	1	5	1	0	1	9	
Dayton	9	0-0	0-0	1-2	0-0-0	3	1	1	0	0	0	1
G. Mason	21	4-7	2-4	0-0	0-1-1	0	1	1	0	0	10	
GWU	21	2-5	1-3	3-4	1-2-3	3	1	1	0	0	8	
UAB	20	0-2	0-0	0-0	0-1-1	2	1	1	0	0	0	0
MTSU	15	0-5	0-4	0-0	1-1-2	2	3	0	0	0	0	0
Murray St.	13	0-0	0-0	0-0	0-0-0	2	0	1	0	1	0	0
UConn	15	4-6	2-4	0-1	1-1-2	4	4	1	0	1	10	
Cornell	19	2-3	1-2	0-0	0-2-2	4	2	0	0	0	5	
Tennessee	16	2-4	0-2	2-2	2-0-2	5	3	2	0	1	6	
Arkansas	23	3-3	0-0	0-0	0-1-1	0	3	2	0	0	6	
Ole Miss	17	1-3	0-2	0-2	1-0-1	3	3	2	0	0	2	
Miss. St.	18	1-4	0-0	0-0	1-2-3	3	1	0	0	0	2	
Alabama	13	1-2	1-1	0-0	0-0-0	2	5	0	0	0	3	
Georgia	16	1-2	1-1	0-0	0-2-2	0	3	1	0	1	3	
Missouri	17	2-3	0-1	0-0	0-0-0	2	0	0	1	1	4	
LSU												
Ole Miss												
Vanderbilt												
Texas A&M												
Georgia												
Kentucky												
S. Carolina												
Alabama												
Florida												
Arkansas												
S. Carolina												
Totals												

MITCHELL'S CAREER STATISTICS

Year	GP-GS	Min-Avg	FG-FGA	Pct	3FG-A	Pct	FT-FTA	Pct	Off-Def-Tot--Avg	PF-FO	Ast	TO	Blk	Stl	Pts	Avg
2017-18	20-0	359-18.0	32-65	.492	10-29	.345	17-24	.708	8-20-28--1.4	45-1	46	22	1	7	91	4.6
TOTAL	20-0	359-18.0	32-65	.492	10-29	.345	17-24	.708	8-20-28--1.4	45-1	46	22	1	7	91	4.6

PLAYER BIOS

**DEVONTAE WILLIAMS****12**

Guard • So.
6-4 • 215
Opp, Ala.
Opp HS

CAREER HIGHS

Points _____ 1 vs. UConn (12/23/17)
 Rebounds _____ 1 vs. Winthrop (11/24/17)
 Field Goals _____ -
 Field Goals Att. _____ 1 vs. Cornell (12/30/17)
 3-Pt. Field Goals _____ -
 3-Pt. Field Goals Att. _____ -
 Free Throws _____ 1 vs. UConn (12/23/17)
 Free Throws Att. _____ 2 vs. UConn (12/23/17)
 Assists _____ 1 vs. Winthrop (11/24/17)
 Steals _____ -
 Blocks _____ -
 Minutes _____ 3 (2x) last vs. Cornell (12/30/17)

HIGH SCHOOL AND PERSONAL DATA: Graduated Salutatorian from Opp High School ... averaged 20 points, 11 rebounds and four assists per game while on the court ... named the Bryant Jordan Scholar-Athlete ... son of Lashae and Bob-by Likely ... has two siblings, Brandon and Keyarria ... studying in the College of Human Sciences.

2017-18 WILLIAMS GAME-BY GAME

Opp.	Start	Min.	FG-A	3FG-A	FT-A	O-D-T	PF	A	TO	BLK	STL	PTS
Norfolk St.	1	0-0	0-0	0-0	0-0-0	1	0	1	0	0	0	0
Indiana St.	1	0-0	0-0	0-0	0-0-0	0	0	1	0	0	0	0
Temple	-dnp-											
Hofstra	-dnp-											
Winthrop	3	0-0	0-0	0-0	0-1-1	0	1	0	0	0	1	0
Dayton	-dnp-											
G. Mason	-dnp-											
GWU	-dnp-											
UAB	-dnp-											
MTSU	-dnp-											
Murray St.	-dnp-											
UConn	1	0-0	0-0	1-2	0-0-0	0	0	0	0	0	0	1
Cornell	3	0-1	0-0	0-0	0-0-0	0	0	0	0	0	0	0
Tennessee	-dnp-											
Arkansas	-dnp-											
Ole Miss	-dnp-											
Miss. St.	-dnp-											
Alabama	-dnp-											
Georgia	1	0-0	0-0	0-0	0-0	0	0	0	0	0	0	0
Missouri	-dnp-											
LSU												
Ole Miss												
Vanderbilt												
Texas A&M												
Georgia												
Kentucky												
S. Carolina												
Alabama												
Florida												
Arkansas												
S. Carolina												
Totals												

WILLIAMS' CAREER STATISTICS

Year	GP-GS	Min-Avg	FG-FGA	Pct	3FG-A	Pct	FT-FTA	Pct	Off-Def-Tot--Avg	PF-FO	Ast	TO	Blk	Stl	Pts	Avg
2017-18	6-0	10-1.7	0-1	.000	0-0	.000	1-2	.500	0-1-1--0.2	1-0	1	2	0	0	1	0.2
TOTAL	6-0	10-1.7	0-1	.000	0-0	.000	1-2	.500	0-1-1--0.2	1-0	1	2	0	0	1	0.2

PLAYER BIOS



DESEAN MURRAY

13

Forward • Jr.

6-3 • 225

Stanley, N.C.

Presbyterian College

CAREER HIGHS

Points _____ *34 at Longwood (2/25/16)
 Rebounds _____ *18 vs. Piedmont (12/19/15)
 Field Goals _____ *11 (3x) last at Liberty (2/20/16)
 Field Goals Att. _____ *21 at Marquette (12/27/15)
 3-Pt. Field Goals _____ 3 vs. Gardner-Webb (12/6/17)
 3-Pt. Field Goals Att. _____ 5 at Missouri (1/24/18)
 Free Throws _____ *14 at Longwood (2/25/16)
 Free Throws Att. _____ *16 at Longwood (2/25/16)
 Assists _____ *8 at Longwood (1/14/15)
 Steals _____ 4 (6x) last vs. Gardner-Webb (12/6/17)
 Blocks _____ *4 at Liberty (1/3/15)
 Minutes _____ *37 at Gardner-Webb (2/6/16)

* - while at Presbyterian

AUGUST 2017 ITALY TOUR: Averaged 11.0 points, 5.3 rebounds, 1.8 assists, 1.0 steal and 0.5 blocks on the four-game Italy Tour ... shot 66.7 percent (16-of-24) from the field and 80 percent (12-of-15) from the foul line ... 13 of his 21 rebounds came on the offensive glass ... 13 points (5-of-7 fgs, 3-of-4 fts), six rebounds (all offensive) and three assists vs. Stella Azzurra ... 12 points on 5-of-8 field goals, four rebounds, four steals and an assist vs. Veneto Select ... 11 points (4-of-4 fgs, 3-of-3 fts), four rebounds, two assists and a block vs. Italy All-Stars ... eight points, seven rebounds, a block and assist vs. BC Silute.

HIGH SCHOOL AND PERSONAL DATA: Lettered in basketball, football, track and soccer ... averaged 22 points and 11 rebounds at East Gaston under coach Eugene Farrar before transferring to Northside Christian Academy for his senior year in 2013-14 under coaches Byron Dinkins, Jeff McInnis and Joe Badget ... helped Northside, along with teammate Davon Bell, a No. 5 national ranking and a Dick's Sporting Good's national tournament in New York ... averaged 18 points and 10 rebounds en route to first-team all-conference and all-state honors ... played AAU basketball for Team Charlotte under coach Jeff McInnis and alongside fellow signee Davon Bell ... Team Charlotte posted a record of 45-6 and was ranked No. 1 in North Carolina ... an honor roll student every quarter, Murray was a member of Spanish and Frisbee Golf Clubs as well as numerous school activities ... full name is DeSean Jajuan Murray ... son of Datari and Berlanda Murray ... studying in College of Liberal Arts ... signed national letter of intent on May 16, 2016.

2017-18 MURRAY GAME-BY GAME

Opp.	Start	Min.	FG-A	3FG-A	FT-A	O-D-T	PF	A	TO	BLK	STL	PTS
Norfolk St.	*	23	5-7	0-0	3-3	1-6-7	2	3	1	1	2	13
Indiana St.	*	24	4-6	2-2	4-4	4-8-12	3	2	4	2	1	14
Temple	*	23	5-11	0-1	0-2	8-3-11	2	2	2	0	0	10
Hofstra	*	24	5-7	0-0	2-3	2-4-6	1	1	2	1	0	12
Winthrop	*	20	5-8	0-1	2-3	2-6-8	2	1	1	1	1	12
Dayton	*	17	0-2	0-0	2-2	2-4-6	3	1	3	0	1	2
G. Mason	*	21	0-3	0-1	1-2	3-5-8	3	1	4	0	1	1
GWU	*	21	8-12	3-4	1-2	3-4-7	2	1	2	0	4	20
UAB	*	30	6-14	1-4	5-5	4-3-7	3	1	1	0	1	18
MTSU	*	21	1-3	0-0	0-0	0-5-5	1	1	5	1	0	2
Murray St.	*	28	7-14	1-3	3-4	5-4-9	1	3	3	2	0	18
UConn	*	22	4-7	0-0	5-5	1-5-6	2	1	0	0	0	13
Cornell	*	19	3-7	0-0	0-0	1-3-4	1	4	1	1	0	6
Tennessee	*	15	2-4	0-0	3-3	3-3-6	4	1	3	0	1	7
Arkansas	*	26	5-8	0-0	5-6	2-6-8	2	2	2	1	2	15
Ole Miss	*	29	2-5	0-1	12-15	2-6-8	2	2	3	1	0	16
Miss. St.	*	26	3-10	1-3	7-8	3-6-9	3	0	1	1	3	14
Alabama	*	24	3-6	0-1	5-6	6-4-10	2	1	2	0	0	11
Georgia	*	21	0-4	0-2	2-2	0-1-1	5	2	2	0	1	2
Missouri	*	23	4-9	2-5	6-6	0-0-0	2	2	1	1	2	16
LSU												
Ole Miss												
Vanderbilt												
Texas A&M												
Georgia												
Kentucky												
S. Carolina												
Alabama												
Florida												
Arkansas												
S. Carolina												
Totals												

MURRAY'S CAREER STATISTICS

Year	GP-GS	Min-Avg	FG-FGA	Pct	3FG-A	Pct	FT-FTA	Pct	Off-Def-Tot--Avg	PF-FO	Ast	TO	Blk	Stl	Pts	Avg
2014-15*	20-20	661-33.0	122-235	.519	1-4	.250	68-115	.591	70-93-163--8.2	55-3	32	54	10	30	313	15.7
2015-16*	31-31	902-29.1	232-427	.543	0-7	.000	163-211	.773	74-154-228--7.4	94-2	53	95	17	62	627	20.2
2017-18	20-20	457-22.9	70-147	.476	10-28	.357	68-81	.840	52-86-138--6.9	46-0	32	43	13	20	222	11.1
TOTAL	71-71	2020-28.5	426-809	.527	11-39	.282	299-407	.735	196-334-531--7.5	195-5	117	192	40	112	1162	16.4

PLAYER BIOS



MALIK DUNBAR

14

Guard/Forward • Jr.

6-6 • 230

North Augusta, S.C.

College of Central Florida

CAREER HIGHS

Points _____ *32 vs. Broward College (12/10/16)
 Rebounds _ *12 (2x) last vs. Florida Southwestern (11/19/16)
 Field Goals _____ *10 vs. Broward College (12/10/16)
 Field Goals Att. _____ *17 vs. Broward College (12/10/16)
 3-Pt. Field Goals _____ 3 (4x) last vs. UConn (12/23/17)
 3-Pt. Field Goals Att. _____ *8 vs. East Florida St. (11/6/15)
 Free Throws _____ *9 (2x) last vs. Indian River St. (11/11/16)
 Free Throws Att. _____ *12 vs. Indian River St. (11/11/16)
 Assists _____ *8 vs. Miami Dade College (11/20/16)
 Steals _____ *6 vs. Florida St. College (1/6/16)
 Blocks _____ *4 (2x) last vs. Florida St. College (2/10/16)
 Minutes _____ *40 (2x) last at Santa Fe College (2/22/17)

* - while at College of Central Florida

AUGUST 2017 ITALY TOUR: Averaged 9.3 points, 5.8 rebounds, 0.5 steals and 0.8 assists on the four-game Italy Tour ... shot 46.7 percent from the field and 66.7 percent (4-of-6) from 3-point range ... 15 points on 3-of-4 3-pointers and three rebounds vs. Italy All-Stars ... 11 points (1-of-1 3s), six rebounds and a block, steal and assist vs. Stella Azzurra ... seven points and 10 rebounds vs. Veneto Select ... four points, four rebounds vs. BC Silute of Lithuania.

HIGH SCHOOL AND PERSONAL DATA: Was a South Carolina Class 4A first-team all-state selection as a senior at Spring Valley High School in Columbia in 2014-15 ... son of Trika Mobley ... one of five siblings.

2017-18 DUNBAR GAME-BY GAME

Opp.	Start	Min.	FG-A	3FG-A	FT-A	O-D-T	PF	A	TO	BLK	STL	PTS
Norfolk St.	16	2-7	1-3	2-3	0-1-1	2	0	2	0	0	0	7
Indiana St.	10	2-4	0-2	3-4	0-0-0	4	0	0	0	0	0	7
Temple	5	0-0	0-0	0-0	1-0-1	0	0	0	0	0	0	0
Hofstra	11	2-4	1-2	1-2	0-1-1	2	0	0	1	0	0	6
Winthrop	15	6-8	1-1	0-1	2-1-3	0	2	0	0	0	0	13
Dayton	9	0-4	0-1	0-0	0-0-0	1	0	1	0	0	0	0
G. Mason	7	2-2	1-1	0-0	0-0-0	3	0	1	0	0	0	5
GWU	22	3-8	0-3	1-2	2-2-4	2	0	1	2	0	0	7
UAB	*	25	4-8	0-1	1-1	2-4-6	3	0	2	0	0	9
MTSU	9	0-1	0-1	0-0	0-0-0	4	0	1	0	0	0	0
Murray St.	14	3-3	3-3	0-0	0-1-1	1	0	2	3	0	0	9
UConn	17	4-13	3-7	1-1	2-1-3	1	1	0	0	0	0	12
Cornell	13	4-8	1-5	0-0	0-5-5	3	0	0	0	0	1	9
Tennessee	12	1-3	0-2	0-0	0-2-2	2	1	0	0	0	0	2
Arkansas	11	2-2	1-1	2-2	0-3-3	1	0	0	0	0	1	7
Ole Miss	11	0-2	0-1	0-0	0-3-3	1	0	1	1	0	0	0
Miss. St.	11	3-6	2-3	0-0	0-3-3	1	0	0	0	0	0	8
Alabama	18	3-8	2-3	0-0	0-3-3	1	1	1	0	1	0	8
Georgia	20	1-4	0-1	1-1	1-1-2	3	0	0	1	1	3	3
Missouri	8	1-3	0-2	0-0	0-2-2	0	1	0	0	0	0	2
LSU												
Ole Miss												
Vanderbilt												
Texas A&M												
Georgia												
Kentucky												
S. Carolina												
Alabama												
Florida												
Arkansas												
S. Carolina												
Totals												

DUNBAR'S CAREER STATISTICS

Year	GP-GS	Min-Avg	FG-FGA	Pct	3FG-A	Pct	FT-FTA	Pct	Off-Def-Tot--Avg	PF-FO	Ast	TO	Blk	Stl	Pts	Avg
2015-16*	31-29	717-23.1	120-298	.403	27-102	.265	61-83	.735	45-106-151--4.9	68-2	21	53	20	39	328	10.6
2016-17*	28-28	762-27.2	154-312	.494	24-82	.293	105-148	.709	36-143-179--6.4	66-1	56	75	22	44	437	15.6
2017-18	20-1	264-13.2	43-98	.439	16-43	.372	12-17	.706	10-33-43--2.2	35-1	6	12	8	4	114	5.7
TOTAL	79-58	1743-22.1	317-708	.448	67-227	.295	178-248	.718	91-282-373--4.7	169-4	83	140	50	87	879	11.1

PLAYER BIOS



PATRICK KEIM

21

Guard • Sr.
6-0 • 186
Birmingham, Ala.
Mountain Brook HS

CAREER HIGHS

Points _____ 3 (5x) last vs. Winthrop (11/24/17)
 Rebounds _____ 2 (5x) last at Arkansas (2/17/16)
 Field Goals _____ 1 (5x) last vs. Winthrop (11/24/17)
 Field Goals Att. _____ 2 (4x) last vs. Georgia (2/24/16)
 3-Pt. Field Goals _____ 1 (5x) last vs. Winthrop (11/24/17)
 3-Pt. Field Goals Att. _____ 2 (3x) last vs. Vanderbilt (2/13/16)
 Free Throws _____ 2 (2x) last vs. Georgia (2/24/16)
 Free Throws Att. _____ 4 vs. Georgia (2/24/16)
 Assists _____ 2 vs. Tennessee (1/2/16)
 Steals _____ 1 (4x) last vs. Tennessee (3/9/16)
 Blocks _____ -
 Minutes _____ 19 vs. Vanderbilt (2/13/16)

AUGUST 2017 ITALY TOUR: Averaged 0.5 points, 0.3 rebounds and 0.8 assists playing in all four games on the Italy Tour ... went 2-of-2 from the foul line ... two points and one assist vs. Stella Azzurra ... one rebound, assist and steal vs. Veneto Select ... an assist vs. Italy All-Stars.

HIGH SCHOOL AND PERSONAL DATA: Played at Mountain Brook High School for coach Bucky McMillan ... averaged 9.0 points, 3.8 assists and 1.8 steals per game while shooting 50 percent from 3-point range ... four-year starter and was the winningest player in the class of 2014 in Alabama Class 6A ... 111 wins are the most in Mountain Brook history ... back-to-back Class 6A titles (2013 and 2014) ... three-time team captain ... 2014 ASWA Boys All-State Second Team ... 2014 Over the Mountain Boys Athlete of the Year ... 2014 Birmingham News South Basketball Player of the Year ... 2014 Class 6A Northeast Region All-Tournament Team ... 2014 Class 6A AHSAA Final Four All-Tournament Team ... Birmingham Tip-off Club Player of the Week (March 1, 2014) ... three-time Class 6A Area 11 All-Tournament Team selection (2012, 2013 and 2014) ... 2013 Class 6A Area 11 Tournament MVP ... 2013-2014 US Marines Distinguished Athlete Award ... son of Bryan and Kelly Keim ... has two brothers, Bobby and Austin ... parents and brother, Bobby, are all Auburn graduates and brother Austin is graduating December 2015 ... studying in Ginn College of Engineering.

2017-18 KEIM GAME-BY GAME

Opp.	Start	Min.	FG-A	3FG-A	FT-A	O-D-T	PF	A	TO	BLK	STL	PTS
Norfolk St.	2	0-0	0-0	1-2	0-0-0	2	0	1	0	0	0	1
Indiana St.	2	0-0	0-0	0-0	0-1-1	0	0	0	0	0	0	0
Temple	-dnp-											
Hofstra	-dnp-											
Winthrop	3	1-1	1-1	0-2	0-1-1	0	0	1	0	0	0	3
Dayton	-dnp-											
G. Mason	-dnp-											
GWU	2	0-0	0-0	0-0	0-0-0	0	0	0	0	0	0	0
UAB	-dnp-											
MTSU	-dnp-											
Murray St.	-dnp-											
UConn	2	0-0	0-0	0-0	0-0-0	1	0	0	0	0	0	0
Cornell	4	0-1	0-1	0-0	0-0-0	1	0	1	0	0	0	0
Tennessee	-dnp-											
Arkansas	-dnp-											
Ole Miss	-dnp-											
Miss. St.	-dnp-											
Alabama	-dnp-											
Georgia	1	0-0	0-0	0-0	0-0-0	0	0	0	0	0	0	0
Missouri	0+	0-0	0-0	0-0	0-0-0	0	0	0	0	0	0	0
LSU												
Ole Miss												
Vanderbilt												
Texas A&M												
Georgia												
Kentucky												
S. Carolina												
Alabama												
Florida												
Arkansas												
S. Carolina												
Totals												

KEIM'S CAREER STATISTICS

Year	GP-GS	Min-Avg	FG-FGA	Pct	3FG-A	Pct	FT-FTA	Pct	Off-Def-Tot--Avg	PF-FO	Ast	TO	Blk	Stl	Pts	Avg
2014-15	8-0	8-1.0	1-4	.250	1-4	.250	0-2	.000	0-2-2--0.3	0-0	3	1	0	0	3	0.4
2015-16	23-0	151-6.6	2-14	.143	2-11	.182	4-9	.444	2-10-12--0.5	19-0	5	10	0	4	10	0.4
2016-17	5-0	8-1.6	1-3	.333	1-2	.500	1-2	.500	0-0-0--0.0	0-0	2	1	0	0	4	0.8
2017-18	8-0	16-2.0	1-2	.500	1-2	.500	1-4	.250	0-2-2--0.3	4-0	0	3	0	0	4	0.5
TOTAL	44-0	183-4.2	5-23	.217	5-19	.263	6-17	.353	2-17-19--0.4	23-0	10	15	0	4	21	0.5

PLAYER BIOS



WILL MACOY

22

Guard • So.
6-4 • 190
Birmingham, Ala.
Vestavia Hills HS

CAREER HIGHS

Points _____ 8 vs. Coastal Carolina (12/15/16)
 Rebounds _____ 1 (3x) last vs. Cornell (12/30/17)
 Field Goals _____ 3 vs. Coastal Carolina (12/15/16)
 Field Goals Att. _____ 5 vs. Coastal Carolina (12/15/16)
 3-Pt. Field Goals _____ 2 vs. Coastal Carolina (12/15/16)
 3-Pt. Field Goals Att. _____ 4 vs. Coastal Carolina (12/15/16)
 Free Throws _____ 1 vs. UConn (12/23/17)
 Free Throws Att. _____ 1 vs. UConn (12/23/17)
 Assists _____ -
 Steals _____ 1 vs. Coastal Carolina (12/15/16)
 Blocks _____ -
 Minutes _____ 5 vs. Coastal Carolina (12/15/16)

AUGUST 2017 ITALY TOUR: Averaged 1.5 points, 0.8 rebounds and 0.5 steals playing in all four games on the Italy Tour ... shot 50 percent (2-of-4) from the field, 50 percent (1-of-2) from 3-point range and made his only free throw attempt ... three points (1-of-1 fgs, 1-of-1 fts), a rebound and steal vs. Italy All-Stars ... three points on 1-of-2 treys and one rebound vs. Stella Azzurra ... a rebound and steal vs. Veneto Select.

HIGH SCHOOL AND PERSONAL DATA: Three-year letterman in basketball at Vestavia Hills High School under coach George Hatchett ... two-time All-Over the Mountain team ... team captain as a senior in 2015-16 ... 2015 Birmingham Fall League MVP, scoring a league record 50 points in the championship game en route to winning the title ... Birmingham Tip-Off Club player of the week in March 2016 ... two-time state champion in the javelin ... Wendy's Heisman School winner and state finalist in 2015 ... in the National Honor Society, Student Government Association and the Relay for Life committee ... full name is Will Macoy ... son of Coy and Adrienne Macoy ... his father ran cross country and track at Georgia Tech while his mother ran cross country and track at UAB ... older brother, Mac, is a junior at Florida in 2016-17 who runs cross country and track ... younger brother, Hollis, a sophomore on the Vestavia Hills basketball team ... studying in Ginn College of Engineering.


2017-18 MACOY GAME-BY GAME

Opp.	Start	Min.	FG-A	3FG-A	FT-A	O-D-T	PF	A	TO	BLK	STL	PTS
Norfolk St.	-dnp-											
Indiana St.		3	0-0	0-0	0-0	0-1-1	1	0	0	0	0	0
Temple	-dnp-											
Hofstra	-dnp-											
Winthrop	-dnp-											
Dayton	-dnp-											
G. Mason	-dnp-											
GWU		3	0-2	0-0	0-0	0-0-0	1	0	0	0	0	0
UAB	-dnp-											
MTSU	-dnp-											
Murray St.	-dnp-											
UConn		2	0-1	0-1	1-2	0-0-0	0	0	0	0	0	1
Cornell		4	0-0	0-0	0-0	0-1-1	0	0	0	0	0	0
Tennessee	-dnp-											
Arkansas	-dnp-											
Ole Miss	-dnp-											
Miss. St.	-dnp-											
Alabama	-dnp-											
Georgia		1	0-0	0-0	0-0	0-0-0	0	0	0	0	0	0
Missouri		0+	0-0	0-0	0-0	0-0-0	0	0	0	0	0	0
LSU												
Ole Miss												
Vanderbilt												
Texas A&M												
Georgia												
Kentucky												
S. Carolina												
Alabama												
Florida												
Arkansas												
S. Carolina												
Totals												

MACOY'S CAREER STATISTICS

Year	GP-GS	Min-Avg	FG-FGA	Pct	3FG-A	Pct	FT-FTA	Pct	Off-Def-Tot--Avg	PF-FO	Ast	TO	Blk	Stl	Pts	Avg
2016-17	4-0	7-1.8	3-6	.500	2-5	.400	0-0	.000	0-1-1--0.3	0-0	0	0	0	1	8	2.0
2017-18	6-0	13-2.2	0-3	.000	0-1	.000	1-2	.500	1-1-2--0.3	2-0	0	0	0	0	1	0.2
TOTAL	10-0	20-2.0	3-9	.333	2-6	.333	1-2	.500	1-2-3--0.3	2-0	0	0	0	1	9	0.9

PLAYER BIOS



ANFERNEE MCLEMORE 24

Forward • So.
6-7 • 220
Warwick, Ga.
Worth County HS

CAREER HIGHS

Points _____ 19 (2x) last vs. Temple (11/17/17)
 Rebounds _____ 13 at Dayton (11/29/17)
 Field Goals _____ 8 vs. Florida (2/14/17)
 Field Goals Att. _____ 11 vs. Temple (11/17/17)
 3-Pt. Field Goals _____ 4 vs. Gardner-Webb (12/6/17)
 3-Pt. Field Goals Att. _____ 4 vs. Gardner-Webb (12/6/17)
 Free Throws _____ 7 at LSU (2/21/17)
 Free Throws Att. _____ 8 at LSU (2/21/17)
 Assists _____ 2 (3x) last vs. Gardner-Webb (12/6/17)
 Steals _____ 3 (3x) last vs. Cornell (12/30/17)
 Blocks _____ 6 (2x) last at Missouri (1/24/18)
 Minutes _____ 28 at Dayton (11/29/17)

AUGUST 2017 ITALY TOUR: Averaged 11.3 points, second-most on the team with 8.5 rebounds, 1.5 blocks, 1.0 assist and 0.5 steals on the four-game Italy Tour ... shot 51.5 percent (17-of-33) from the field, 50 percent (1-of-2) from 3-point range and 76.9 percent (10-of-13) from the foul line ... of his 34 rebounds, 17 were on the offensive glass ... 18 points on 7-of-9 field goals, five rebounds and a block vs. BC Silute of Lithuania ... double-double with 12 points and a game-high 12 rebounds, including nine offensive, as well as a block, assist and steal vs. Veneto Select ... eight points, 11 rebounds, a block and assist vs. Stella Azzurra ... seven points, six rebounds, three blocks, two assists and a steal vs. Italy All-Stars.

HIGH SCHOOL AND PERSONAL DATA: Rated as a four-star prospect by ESPN ... rated as a 3-star by 247Sports, Rivals and Scout ... averaged 15.6 points, 11.2 rebounds and 6.9 blocks per game for Worth County as a senior in 2015-16 under coach Connie Mays ... three-time selection to the Albany Herald's Super Six as a sophomore, junior and senior ... the Rams finished in a three-way tie for first in the Georgia High School Region 1 4A standings ... averaged 19 points, 11.8 rebounds and 6.4 blocks per game for Worth County as a junior in 2014-15, recording several triple-doubles ... two-time All-Area selection by the Albany Herald ... started for the Rams each of his four years in high school ... Georgia Class 4A Sophomore of the Year by Hoopseen ... had a 4.0 GPA in advanced classes and was accepted by the Massachusetts Institute of Technology ... scored a 1670 on his SAT ... had considered Yale, Brown, Oregon State, Stanford and Georgia Tech ... played AAU basketball for the Atlanta Celtics under Horace Neysmith ... full name is Anfernee Keith McLemore ... son of Cinderella Lewis and Feron McLemore ... studying in Harbert College of Business ... signed national letter of intent on Nov. 11, 2015.

2017-18 MCLEMORE GAME-BY GAME

Opp.	Start	Min.	FG-A	3FG-A	FT-A	O-D-T	PF	A	TO	BLK	STL	PTS
Norfolk St.		22	4-7	0-2	2-2	2-5-7	3	1	5	4	1	10
Indiana St.		13	4-5	0-0	1-1	0-3-3	4	0	1	2	1	9
Temple		23	7-11	1-3	4-4	4-3-7	2	0	1	5	0	19
Hofstra		21	1-1	0-0	0-0	0-3-3	2	2	0	3	0	2
Winthrop		11	2-2	0-0	2-4	1-1-2	5	0	3	0	0	6
Dayton		28	4-10	0-2	4-4	7-6-13	2	1	1	5	0	12
G. Mason	*	24	2-5	0-1	2-2	3-7-10	0	1	3	5	1	6
GWU	*	20	6-9	4-4	1-2	6-5-11	0	2	0	6	0	17
UAB	*	25	2-4	0-2	1-2	2-7-9	4	0	0	2	3	5
MTSU	*	20	4-6	0-1	0-0	1-2-3	4	0	0	4	0	8
Murray St.	*	21	2-5	0-1	0-0	2-3-5	3	1	0	1	1	4
UConn	*	20	2-3	1-2	0-0	0-3-3	2	1	3	2	0	5
Cornell	*	19	3-4	0-1	2-4	2-3-5	2	1	2	5	3	8
Tennessee	*	20	2-4	1-2	1-2	3-6-9	4	2	0	3	0	6
Arkansas	*	15	2-5	1-2	0-0	0-1-1	4	0	0	1	1	5
Ole Miss	*	20	5-5	1-1	2-2	1-8-9	2	0	1	3	0	13
Miss. St.	*	12	0-1	0-0	0-0	0-1-1	1	0	1	1	0	0
Alabama	*	15	2-8	0-2	2-2	1-1-2	2	0	0	0	1	6
Georgia	*	22	3-7	2-4	2-2	4-4-8	2	0	0	3	1	10
Missouri	*	21	2-5	1-2	0-1	0-2-2	3	0	1	6	0	5
LSU												
Ole Miss												
Vanderbilt												
Texas A&M												
Georgia												
Kentucky												
S. Carolina												
Alabama												
Florida												
Arkansas												
S. Carolina												
Totals												

MCLEMORE'S CAREER STATISTICS

Year	GP-GS	Min-Avg	FG-FGA	Pct	3FG-A	Pct	FT-FTA	Pct	Off-Def-Tot--Avg	PF-FO	Ast	TO	Blk	Stl	Pts	Avg
2016-17	32-1	483-15.1	69-101	.683	1-1	1.000	35-58	.603	54-89-143--4.5	76-0	5	28	37	13	174	5.4
2017-18	20-14	392-19.6	59-107	.551	12-32	.375	26-34	.765	39-74-113--5.7	51-1	12	22	61	13	156	7.8
TOTAL	52-15	875-16.8	128-208	.615	13-33	.394	61-92	.663	93-163-256--4.9	127-1	17	50	98	26	330	6.3

PLAYER BIOS



BRETT EASTERLING

25

Guard • Fr.
6-1 • 165
Tallahassee, Fla.
Lawton Chiles HS

CAREER HIGHS

Points _____ 2 vs. Winthrop (11/24/17)
 Rebounds _____ 1 vs. Gardner-Webb (12/6/17)
 Field Goals _____ 1 vs. Winthrop (11/24/17)
 Field Goals Att. _____ 1 (2x) last vs. Winthrop (11/24/17)
 3-Pt. Field Goals _____ -
 3-Pt. Field Goals Att. _____ 1 vs. Norfolk State (11/10/17)
 Free Throws _____ -
 Free Throws Att. _____ -
 Assists _____ -
 Steals _____ -
 Blocks _____ -
 Minutes _____ 3 (2x) last vs. Cornell (12/30/17)

HIGH SCHOOL AND PERSONAL DATA: Finished prep career as third-leading scorer in Lawton Chiles history with 1,131 points ... was a three-year starter and a two-time team captain ... earned First Team All-Big Bend Florida honors twice ... averaged 18.4 points, 4.9 rebounds and 2.6 assists per game during senior campaign ... averaged 17.2 points, 7.1 rebounds, 3.3 assists and 2.1 steals as a junior ... son of Mark and Becky Easterling ... has two siblings, Jake and Casey ... enrolled in the Ginn College of Engineering.


2017-18 EASTERLING GAME-BY-GAME

Opp.	Start	Min.	FG-A	3FG-A	FT-A	O-D-T	PF	A	TO	BLK	STL	PTS
Norfolk St.		2	0-1	0-1	0-0	0-0-0	0	0	0	0	0	0
Indiana St.		-dnp-										
Temple		-dnp-										
Hofstra		-dnp-										
Winthrop		3	1-1	0-0	0-0	0-0-0	0	0	0	0	0	2
Dayton		-dnp-										
G. Mason		-dnp-										
GWU		2	0-0	0-0	0-0	0-1-1	0	0	0	0	0	0
UAB		-dnp-										
MTSU		-dnp-										
Murray St.		-dnp-										
UConn		2	0-0	0-0	0-0	0-0-0	0	0	0	0	0	0
Cornell		3	0-0	0-0	0-0	0-0-0	0	0	1	0	0	0
Tennessee		-dnp-										
Arkansas		-dnp-										
Ole Miss		-dnp-										
Miss. St.		-dnp-										
Alabama		-dnp-										
Georgia		1	0-0	0-0	0-0	0-0-0	0	0	0	0	0	0
Missouri		-dnp-										
LSU												
Ole Miss												
Vanderbilt												
Texas A&M												
Georgia												
Kentucky												
S. Carolina												
Alabama												
Florida												
Arkansas												
S. Carolina												
Totals												

EASTERLING'S CAREER STATISTICS

Year	GP-GS	Min-Avg	FG-FGA	Pct	3FG-A	Pct	FT-FTA	Pct	Off-Def-Tot--Avg	PF-FO	Ast	TO	Blk	Stl	Pts	Avg
2017-18	6-0	13-2.2	1-2	.500	0-1	.000	0-0	.000	0-1-1--0.2	0-0	0	1	0	0	2	0.3
TOTAL	6-0	13-2.2	1-2	.500	0-1	.000	0-0	.000	0-1-1--0.2	0-0	0	1	0	0	2	0.3

PLAYER BIOS



COLE BLACKSTOCK

41

Forward • Jr.
6-9 • 260
Killen, Ala.
Brooks HS

CAREER HIGHS

Points _____ 3 vs. Vanderbilt (2/13/16)
 Rebounds _____ 2 vs. Coastal Carolina (12/15/16)
 Field Goals _____ 1 vs. Vanderbilt (2/13/16)
 Field Goals Att. _____ 1 vs. Vanderbilt (2/13/16)
 3-Pt. Field Goals _____ -
 3-Pt. Field Goals Att. _____ -
 Free Throws _____ 2 (2x) last vs. Winthrop (11/24/17)
 Free Throws Att. _____ 2 (2x) vs. Winthrop (11/24/17)
 Assists _____ -
 Steals _____ -
 Blocks _____ 1 vs. Cornell (12/30/17)
 Minutes _____ 3 (4x) last vs. Cornell (12/30/17)

AUGUST 2017 ITALY TOUR: Averaged 0.8 points and 1.0 rebound in four games in the four-game Italy Tour ... shot 50 percent from the field ... 3 points and 1 rebound vs. Veneto Select ... 1 rebound each vs. BC Silute of Lithuania, Italy All-Stars and Stella Azzurra.

HIGH SCHOOL AND PERSONAL DATA: Four-year letterman in basketball ... averaged 17 points and 8 rebounds per game as a senior at Brooks High School under coach Brian Wright ... played four games as a junior before season-ending injury ... averaged 8 points and 4.5 rebounds per game as a sophomore ... full name is Cole Edward Blackstock ... son of Eric and Kristi Blackstock ... studying in Ginn College of Engineering.


2017-18 BLACKSTOCK GAME-BY GAME

Opp.	Start	Min.	FG-A	3FG-A	FT-A	O-D-T	PF	A	TO	BLK	STL	PTS
Norfolk St.		2	0-0	0-0	0-0	0-1-1	0	0	0	0	0	0
Indiana St.		1	0-0	0-0	0-0	0-0-0	0	0	0	0	0	0
Temple		-dnp-										
Hofstra		-dnp-										
Winthrop		3	0-0	0-0	2-2	0-0-0	0	0	0	0	0	2
Dayton		-dnp-										
G. Mason		-dnp-										
GWU		2	0-0	0-0	0-0	0-1-1	1	0	0	0	0	0
UAB		-dnp-										
MTSU		-dnp-										
Murray St.		-dnp-										
UConn		2	0-0	0-0	0-0	0-0-0	1	0	0	0	0	0
Cornell		3	0-0	0-0	0-0	0-0-0	1	0	0	1	0	0
Tennessee		-dnp-										
Arkansas		-dnp-										
Ole Miss		-dnp-										
Miss. St.		-dnp-										
Alabama		-dnp-										
Georgia		1	0-0	0-0	0-0	0-0-0	1	0	0	0	0	0
Missouri		0+	0-0	0-0	0-0	0-0-0	0	0	0	0	0	0
LSU												
Ole Miss												
Vanderbilt												
Texas A&M												
Georgia												
Kentucky												
S. Carolina												
Alabama												
Florida												
Arkansas												
S. Carolina												
Totals												

BLACKSTOCK'S CAREER STATISTICS

Year	GP-GS	Min-Avg	FG-FGA	Pct	3FG-A	Pct	FT-FTA	Pct	Off-Def-Tot--Avg	PF-FO	Ast	TO	Blk	Stl	Pts	Avg
2015-16	5-0	9-1.8	1-1	1.000	0-0	.000	3-3	1.000	0-0-0--0.0	2-0	0	0	0	0	5	1.0
2016-17	3-0	4-1.3	0-0	.000	0-0	.000	0-0	.000	0-2-2--0.7	2-0	0	0	0	0	0	0.0
2017-18	8-0	14-1.8	0-0	.000	0-0	.000	2-2	1.000	0-3-3--0.4	4-0	0	0	1	0	2	0.3
TOTAL	16-0	27-1.7	1-1	1.000	0-0	.000	5-5	1.000	0-5-5--0.3	8-0	0	0	1	0	7	0.4

PLAYER BIOS



AUSTIN WILEY

50

Center • So.
6-11 • 260
Hoover, Ala.
Calusa Prep HS

CAREER HIGHS

Points _____ 25 at TCU (1/28/17)
 Rebounds _____ 11 at South Carolina (1/24/17)
 Field Goals _____ 11 at TCU (1/28/17)
 Field Goals Att. _____ 13 at TCU (1/28/17)
 3-Pt. Field Goals _____ -
 3-Pt. Field Goals Att. _____ -
 Free Throws _____ 11 vs. Alabama (1/21/17)
 Free Throws Att. _____ 18 vs. Alabama (1/21/17)
 Assists _____ 1 (5x) last at Georgia (3/1/17)
 Steals _____ 1 (5x) last at LSU (2/21/17)
 Blocks _____ 4 (3x) last at Georgia (3/1/17)
 Minutes _____ 26 at Georgia (3/1/17)

USA U19 WORLD CUP TEAM: Selected and named the team captain for the 12-member USA Basketball U19 World Cup Team to play in the FIBA World Cup in Cairo, Egypt, July 1-9, 2017 ... only American and one of seven players to average a double-double in the tournament with 10.3 points and 10.9 rebounds in only 19.9 minutes per game as the United States won the bronze medal, finishing 6-1 ... shot 50 percent from the field ... started all seven games ... had three double-doubles and a rebound shy of four double-doubles in seven games ... 19 points and 10 rebounds to lead USA to an 81-59 victory over Germany in the quarterfinals ... 16 points and a game-high 16 rebounds in a 109-68 victory over Angola ... 13 points and a game-high 17 rebounds in 29:41 in a 99-87 upset loss to Canada in the semifinals ... 9 points and a game-high 14 rebounds in 21:37 vs. Italy to finish Group D play 3-0 ... 8 points and 8 rebounds and a block in 20 minutes in the 96-72 bronze medal win over Spain ... 5 points, 8 rebounds, a block and assist in only 14:58 in a 108-48 win over Iran in the Group D opener ... saddled with foul trouble playing less than five minutes in each half, had 2 points and 3 rebounds and a steal in a 117-69 victory over Mali in the round of 16 ... scored 15 points in the USA's 89-66 victory over Lithuania in a friendly on June 28, a day after making the 6,900-mile trip from Colorado Springs, Colo., to Washington, D.C. to Germany to Cairo ... 9 points and 7 rebounds in an 82-60 victory over France on June 29 in a second friendly ... only Kentucky had more players than Auburn in the USA's 27-player tryout as freshman Chuma Okeke joined Wiley.

HIGH SCHOOL AND PERSONAL DATA: Ranked 13th nationally by Scout, 16th by Rivals and 17th by 247Sports ... played on Team USA's gold medal winner at the FIBA Men's U17 World Championship in Zaragoza, Spain in summer of 2016 ... consensus five-star selection ... three-time all-state selection at Spain Park High School in Hoover, Ala. ... averaged 22 points and 12 rebounds as a junior in 2014-15 leading Spain Park to a 24-6 record and the Class 7A state finals under coach Donnie Quinn ... was named the Alabama Sports Writers Association Class 7A Player of the Year as a junior, averaging 27.1 points, 12.1 rebounds and 2.9 blocks ... selected to the ASWA Class 7A All-State first-team and to the AL.com Class 7A Super All-State first-team ... scored his 1,500th point of his high school career during his junior season ... MVP of the Alabama North-South game in August 2016 ... averaged 19 points and 12 rebounds as a sophomore at Spain Park where he was named AL.com Birmingham Player of the Year Award ... selected to the ASWA Class 7A All-State first-team and AL.com Class 7A Super All-State first-team ... averaged 15 points and 10 rebounds as a 6-foot-9, 190-pound freshman on Spain Park's varsity in 2013-14 ... full name is Austin Jermaine Wiley ... son of former Auburn players, All-American & 1992 USA Olympian Vickie Orr and Aubrey Wiley, who led the SEC in rebounding in 1993-94 ... Vickie helped lead Auburn to two-straight NCAA Championship games in 1988 and 1989 and was inducted into the Alabama Sports Hall of Fame in 2013 ... studying in the College of Education ... signed national letter of intent on Nov. 9, 2016.


2017-18 WILEY GAME-BY GAME

Opp.	Start	Min.	FG-A	3FG-A	FT-A	O-D-T	PF	A	TO	BLK	STL	PTS
Norfolk St.	-	dnp-										
Indiana St.	-	dnp-										
Temple	-	dnp-										
Hofstra	-	dnp-										
Winthrop	-	dnp-										
Dayton	-	dnp-										
G. Mason	-	dnp-										
GWU	-	dnp-										
UAB	-	dnp-										
MTSU	-	dnp-										
Murray St.	-	dnp-										
UConn	-	dnp-										
Cornell	-	dnp-										
Tennessee	-	dnp-										
Arkansas	-	dnp-										
Ole Miss	-	dnp-										
Miss. St.	-	dnp-										
Alabama	-	dnp-										
Georgia	-	dnp-										
Missouri	-	dnp-										
LSU	-	dnp-										
Ole Miss	-	dnp-										
Vanderbilt	-	dnp-										
Texas A&M	-	dnp-										
Georgia	-	dnp-										
Kentucky	-	dnp-										
S. Carolina	-	dnp-										
Alabama	-	dnp-										
Florida	-	dnp-										
Arkansas	-	dnp-										
S. Carolina	-	dnp-										
Totals												

WILEY'S CAREER STATISTICS

Year	GP-GS	Min-Avg	FG-FGA	Pct	3FG-A	Pct	FT-FTA	Pct	Off-Def-Tot--Avg	PF-FO	Ast	TO	Blk	Stl	Pts	Avg
2016-17	23-22	415-18.0	73-125	.584	0-0	.000	56-114	.491	52-56-108--3.5	59-1	5	41	31	5	202	8.8
2017-18	-	-	-	-	-	-	-	-	-	-	-	-	-	-	-	-
TOTAL	23-22	415-18.0	73-125	.584	0-0	.000	56-114	.491	52-56-108--3.5	59-1	5	41	31	5	202	8.8

PLAYER BIOS



THOMAS COLLIER

54

Forward • So.

6-9 • 215

Birmingham, Ala.

Briarwood Christian HS

CAREER HIGHS

Points	2 vs. Gardner-Webb (12/6/17)
Rebounds	1 (2x) last vs. UConn (12/23/17)
Field Goals	1 vs. Gardner-Webb (12/6/17)
Field Goals Att.	2 vs. Gardner-Webb (12/6/17)
3-Pt. Field Goals	-
3-Pt. Field Goals Att.	-
Free Throws	-
Free Throws Att.	-
Assists	-
Steals	-
Blocks	-
Minutes	3 vs. Winthrop (11/24/17)

HIGH SCHOOL AND PERSONAL DATA: Averaged 15 points, 10 rebounds and two blocks per game during senior year ... was awarded MVP at conclusion of final campaign ... was a two-time state champion in tennis during sophomore and junior seasons ... National Honors Society member ... son of Forrest and Jean Anne Collier ... has two siblings, Forrest and Caroline ... enrolled in the College of Business.

2017-18 COLLIER GAME-BY GAME

Opp.	Start	Min.	FG-A	3FG-A	FT-A	O-D-T	PF	A	TO	BLK	STL	PTS
Norfolk St.		2	0-0	0-0	0-0	0-0-0	1	0	0	0	0	0
Indiana St.	-dnp-											
Temple	-dnp-											
Hofstra	-dnp-											
Winthrop		3	0-0	0-0	0-0	0-0-0	2	0	1	0	0	0
Dayton	-dnp-											
G. Mason	-dnp-											
GWU		2	1-2	0-0	0-0	0-1-1	0	0	0	0	0	2
UAB	-dnp-											
MTSU	-dnp-											
Murray St.	-dnp-											
UConn		1	0-0	0-0	0-0	0-1-1	0	0	0	0	0	0
Cornell	-dnp-											
Tennessee	-dnp-											
Arkansas	-dnp-											
Ole Miss	-dnp-											
Miss. St.	-dnp-											
Alabama	-dnp-											
Georgia	-dnp-											
Missouri												
LSU												
Ole Miss												
Vanderbilt												
Texas A&M												
Georgia												
Kentucky												
S. Carolina												
Alabama												
Florida												
Arkansas												
S. Carolina												
Totals												

COLLIER'S CAREER STATISTICS

Year	GP-GS	Min-Avg	FG-FGA	Pct	3FG-A	Pct	FT-FTA	Pct	Off-Def-Tot--Avg	PF-FO	Ast	TO	Blk	Stl	Pts	Avg
2017-18	4-0	8-2.0	1-2	.500	0-0	.000	0-0	.000	0-2-2--0.5	3-0	0	1	0	0	2	0.5
TOTAL	4-0	8-2.0	1-2	.500	0-0	.000	0-0	.000	0-2-2--0.5	3-0	0	1	0	0	2	0.5

SEASON STATS



2017-18 Auburn Men's Basketball
Auburn Combined Team Statistics (as of Jan 24, 2018)
All games



RECORD:	OVERALL	HOME	AWAY	NEUTRAL
ALL GAMES	18-2	10-0	5-1	3-1
CONFERENCE	6-1	3-0	3-1	0-0
NON-CONFERENCE	12-1	7-0	2-0	3-1

#	Player	gp-gs	min	avg	Total		3-Point		F-Throw		Rebounds				pf	dq	a	to	blk	stl	pts	avg
					fg-fga	fg%	3fg-fga	3fg%	ft-fa	ft%	off	def	tot	avg								
02	BROWN, Bryce	20-20	628	31.4	104-257	.405	67-168	.399	53-64	.828	14	30	44	2.2	37	0	42	27	6	19	328	16.4
05	HERON, Mustapha	19-19	505	26.6	94-219	.429	19-67	.284	77-96	.802	23	80	103	5.4	45	2	19	39	0	26	284	14.9
01	HARPER, Jared	20-20	586	29.3	64-170	.376	39-94	.415	91-112	.813	8	37	45	2.3	33	1	105	36	1	24	258	12.9
13	MURRAY, Desean	20-20	457	22.9	72-147	.490	10-28	.357	68-81	.840	52	86	138	6.9	46	1	32	43	13	20	222	11.1
24	MCLEMORE, Anfernee	20-14	392	19.6	59-107	.551	12-32	.375	26-34	.765	39	74	113	5.7	51	1	12	22	61	13	156	7.8
04	OKEKE, Chuma	20-0	395	19.8	55-121	.455	21-51	.412	22-32	.688	45	67	112	5.6	40	1	22	15	10	14	153	7.7
14	DUNBAR, Malik	20-1	264	13.2	43-98	.439	16-43	.372	12-17	.706	10	33	43	2.2	35	1	6	12	8	4	114	5.7
00	SPENCER, Horace	20-6	340	17.0	36-61	.590	0-1	.000	22-31	.710	28	74	102	5.1	56	1	13	22	25	28	94	4.7
10	MITCHELL, Davion	20-0	359	18.0	32-65	.492	10-29	.345	17-24	.708	8	20	28	1.4	45	1	46	22	1	7	91	4.6
21	KEIM, Patrick	7-0	16	2.3	1-2	.500	1-2	.500	1-4	.250	0	2	2	0.3	4	0	0	3	0	0	4	0.6
54	COLLIER, Thomas	4-0	8	2.0	1-2	.500	0-0	.000	0-0	.000	0	2	2	0.5	3	0	0	1	0	0	2	0.5
25	EASTERLING, Brett	6-0	13	2.2	1-2	.500	0-1	.000	0-0	.000	0	1	1	0.2	0	0	0	1	0	0	2	0.3
41	BLACKSTOCK, Cole	8-0	14	1.8	0-0	.000	0-0	.000	2-2	1.000	0	3	3	0.4	4	0	0	0	1	0	2	0.3
22	MACOY, Will	6-0	13	2.2	0-3	.000	0-1	.000	1-2	.500	1	1	2	0.3	2	0	0	0	0	0	1	0.2
12	WILLIAMS, Devontae	6-0	10	1.7	0-1	.000	0-0	.000	1-2	.500	0	1	1	0.2	1	0	1	2	0	0	1	0.2
Team											26	32	58					3				
Total.....		20	4000		562-1255	.448	195-517	.377	393-501	.784	254	543	797	39.8	402	9	298	248	126	155	1712	85.6
Opponents.....		20	4000		473-1172	.404	165-477	.346	337-455	.741	218	479	697	34.8	424	-	241	310	68	126	1448	72.4

TEAM STATISTICS	AU	OPP
SCORING	1712	1448
Points per game	85.6	72.4
Scoring margin	+13.2	-
FIELD GOALS-ATT	562-1255	473-1172
Field goal pct	.448	.404
3 POINT FG-ATT	195-517	165-477
3-point FG pct	.377	.346
3-pt FG made per game	9.8	8.3
FREE THROWS-ATT	393-501	337-455
Free throw pct	.784	.741
F-Throws made per game	19.7	16.9
REBOUNDS	797	697
Rebounds per game	39.8	34.8
Rebounding margin	+5.0	-
ASSISTS	298	241
Assists per game	14.9	12.1
TURNOVERS	248	310
Turnovers per game	12.4	15.5
Turnover margin	+3.1	-
Assist/turnover ratio	1.2	0.8
STEALS	155	126
Steals per game	7.8	6.3
BLOCKS	126	68
Blocks per game	6.3	3.4
ATTENDANCE	78301	86823
Home games-Avg/Game	10-7830	6-12208
Neutral site-Avg/Game	-	4-3394

Date	Opponent		Score	Att.
11/10/17	NORFOLK STATE	w	102-74	7419
! 11/16/17	vs Indiana State	w	83-64	2136
! 11/17/17	vs Temple	L	74-88	1970
! 11/19/17	vs Hofstra	w	89-78	2263
11/24/17	WINTHROP	w	119-85	7197
11/29/17	at Dayton	w	73-60	13125
12/03/17	GEORGE MASON	w	79-63	6164
12/06/17	GARDNER-WEBB	w	80-55	6232
12/09/17	UAB	w	85-80	7565
12/16/17	vs Middle Tennessee	w	76-70	7209
12/19/17	at Murray St.	w	81-77	6478
12/23/17	UCONN	w	89-64	8039
12/30/17	CORNELL	w	98-77	8493
* 01/02/18	at Tennessee	w	94-84	14755
* 01/06/18	ARKANSAS	w	88-77	8950
* 01/09/18	OLE MISS	w	85-70	9121
* 01/13/18	at Mississippi State	w	76-68	8443
* 01/17/18	at Alabama	L	71-76	15383
* 01/20/18	GEORGIA	w	79-65	9121
* 01/24/18	at Mizzou	w	91-73	15061

! = Gildan Charleston Classic (Charleston, SC)

* = Conference game

Score by Periods	1st	2nd	Totals
Auburn	824	888	1712
Opponents	669	779	1448

CONFERENCE STATS



2017-18 Auburn Men's Basketball
Auburn Combined Team Statistics (as of Jan 24, 2018)
Conference games only



RECORD:	OVERALL	HOME	AWAY	NEUTRAL
ALL GAMES	6-1	3-0	3-1	0-0
CONFERENCE	6-1	3-0	3-1	0-0
NON-CONFERENCE	0-0	0-0	0-0	0-0

#	Player	gp-gs	min	avg	Total		3-Point		F-Throw		Rebounds				pf	dq	a	to	blk	stl	pts	avg
					fg-fga	fg%	3fg-fga	3fg%	ft-fa	ft%	off	def	tot	avg								
02	BROWN, Bryce	7-7	220	31.4	36-88	.409	28-58	.483	23-27	.852	4	9	13	1.9	15	0	9	7	1	7	123	17.6
01	HARPER, Jared	7-7	216	30.9	22-63	.349	10-31	.323	46-55	.836	1	12	13	1.9	13	0	33	10	1	12	100	14.3
05	HERON, Mustapha	7-7	198	28.3	33-82	.402	5-23	.217	24-31	.774	10	26	36	5.1	18	1	8	14	0	10	95	13.6
13	MURRAY, Desean	7-7	164	23.4	19-46	.413	3-12	.250	40-46	.870	16	26	42	6.0	20	1	10	14	4	9	81	11.6
04	OKEKE, Chuma	7-0	120	17.1	18-39	.462	9-20	.450	2-5	.400	14	19	33	4.7	15	1	7	6	3	5	47	6.7
24	MCLEMORE, Anfernee	7-7	125	17.9	16-35	.457	6-13	.462	7-9	.778	9	23	32	4.6	18	0	2	3	17	3	45	6.4
00	SPENCER, Horace	7-0	141	20.1	15-25	.600	0-1	.000	7-11	.636	9	23	32	4.6	23	1	4	7	9	10	37	5.3
14	DUNBAR, Malik	7-0	91	13.0	11-28	.393	5-13	.385	3-3	1.000	1	17	18	2.6	9	0	3	2	2	3	30	4.3
10	MITCHELL, Davion	7-0	120	17.1	11-21	.524	2-7	.286	2-4	.500	4	5	9	1.3	15	1	18	7	1	3	26	3.7
41	BLACKSTOCK, Cole	2-0	1	0.5	0-0	.000	0-0	.000	0-0	.000	0	1	1	0.5	1	0	0	0	0	0	0	0.0
12	WILLIAMS, Devontae	1-0	1	1.0	0-0	.000	0-0	.000	0-0	.000	0	0	0	0.0	0	0	0	0	0	0	0	0.0
22	MACOY, Will	2-0	1	0.5	0-0	.000	0-0	.000	0-0	.000	0	0	0	0.0	0	0	0	0	0	0	0	0.0
25	EASTERLING, Brett	1-0	1	1.0	0-0	.000	0-0	.000	0-0	.000	0	0	0	0.0	0	0	0	0	0	0	0	0.0
21	KEIM, Patrick	1-0	1	1.0	0-0	.000	0-0	.000	0-0	.000	0	0	0	0.0	0	0	0	0	0	0	0	0.0
Team											12	10	22					2				
Total.....		7	1400		181-427	.424	68-178	.382	154-191	.806	80	171	251	35.9	147	5	94	72	38	62	584	83.4
Opponents.....		7	1400		167-398	.420	50-161	.311	129-173	.746	82	186	268	38.3	157	-	75	108	33	35	513	73.3

TEAM STATISTICS	AU	OPP
SCORING	584	513
Points per game	83.4	73.3
Scoring margin	+10.1	-
FIELD GOALS-ATT	181-427	167-398
Field goal pct	.424	.420
3 POINT FG-ATT	68-178	50-161
3-point FG pct	.382	.311
3-pt FG made per game	9.7	7.1
FREE THROWS-ATT	154-191	129-173
Free throw pct	.806	.746
F-Throws made per game	22.0	18.4
REBOUNDS	251	268
Rebounds per game	35.9	38.3
Rebounding margin	-2.4	-
ASSISTS	94	75
Assists per game	13.4	10.7
TURNOVERS	72	108
Turnovers per game	10.3	15.4
Turnover margin	+5.1	-
Assist/turnover ratio	1.3	0.7
STEALS	62	35
Steals per game	8.9	5.0
BLOCKS	38	33
Blocks per game	5.4	4.7
ATTENDANCE	27192	53642
Home games-Avg/Game	3-9064	4-13410
Neutral site-Avg/Game	-	0-0

Date	Opponent		Score	Att.
* 01/02/18	at Tennessee	w	94-84	14755
* 01/06/18	ARKANSAS	w	88-77	8950
* 01/09/18	OLE MISS	w	85-70	9121
* 01/13/18	at Mississippi State	w	76-68	8443
* 01/17/18	at Alabama	L	71-76	15383
* 01/20/18	GEORGIA	w	79-65	9121
* 01/24/18	at Mizzou	w	91-73	15061

! = Gildan Charleston Classic (Charleston, SC)

* = Conference game

Score by Periods	1st	2nd	Totals
Auburn	248	336	584
Opponents	252	261	513

LAST 5 GAMES



2017-18 Auburn Men's Basketball
Auburn Combined Team Statistics (as of Jan 25, 2018)
Last 5



RECORD:	OVERALL	HOME	AWAY	NEUTRAL
ALL GAMES	4-1	2-0	2-1	0-0
CONFERENCE	4-1	2-0	2-1	0-0
NON-CONFERENCE	0-0	0-0	0-0	0-0

#	Player	gp-gs	min	avg	Total		3-Point		F-Throw		Rebounds				pf	dq	a	to	blk	stl	pts	avg
					fg-fga	fg%	3fg-fga	3fg%	ft-fa	ft%	off	def	tot	avg								
02	BROWN, Bryce	5-5	155	31.0	26-62	.419	20-40	.500	20-23	.870	2	9	11	2.2	11	0	6	6	1	7	92	18.4
01	HARPER, Jared	5-5	158	31.6	15-41	.366	9-23	.391	29-35	.829	1	8	9	1.8	11	0	22	8	1	8	68	13.6
05	HERON, Mustapha	5-5	139	27.8	22-54	.407	2-15	.133	16-21	.762	6	19	25	5.0	14	1	7	10	0	8	62	12.4
13	MURRAY, Desean	5-5	123	24.6	12-34	.353	3-12	.250	32-37	.865	11	17	28	5.6	14	1	7	9	3	6	59	11.8
24	MCLEMORE, Anfernee	5-5	90	18.0	12-26	.462	4-9	.444	6-7	.857	6	16	22	4.4	10	0	0	3	13	2	34	6.8
04	OKEKE, Chuma	5-0	79	15.8	10-24	.417	4-12	.333	2-5	.400	9	13	22	4.4	10	0	2	4	2	3	26	5.2
00	SPENCER, Horace	5-0	102	20.4	10-17	.588	0-1	.000	6-9	.667	6	15	21	4.2	15	1	4	7	7	8	26	5.2
14	DUNBAR, Malik	5-0	68	13.6	8-23	.348	4-10	.400	1-1	1.000	1	12	13	2.6	6	0	2	2	2	2	21	4.2
10	MITCHELL, Davion	5-0	81	16.2	6-14	.429	2-5	.400	0-2	.000	2	4	6	1.2	10	0	12	3	1	2	14	2.8
41	BLACKSTOCK, Cole	2-0	1	0.5	0-0	.000	0-0	.000	0-0	.000	0	1	1	0.5	1	0	0	0	0	0	0	0.0
12	WILLIAMS, Devontae	1-0	1	1.0	0-0	.000	0-0	.000	0-0	.000	0	0	0	0.0	0	0	0	0	0	0	0	0.0
22	MACOY, Will	2-0	1	0.5	0-0	.000	0-0	.000	0-0	.000	0	0	0	0.0	0	0	0	0	0	0	0	0.0
25	EASTERLING, Brett	1-0	1	1.0	0-0	.000	0-0	.000	0-0	.000	0	0	0	0.0	0	0	0	0	0	0	0	0.0
21	KEIM, Patrick	1-0	1	1.0	0-0	.000	0-0	.000	0-0	.000	0	0	0	0.0	0	0	0	0	0	0	0	0.0
Team											9	8	17				1					
Total.....		5	1000		121-295	.410	48-127	.378	112-140	.800	53	122	175	35.0	102	3	62	53	30	46	402	80.4
Opponents.....		5	1000		113-278	.406	40-121	.331	86-117	.735	59	136	195	39.0	115	-	48	82	26	26	352	70.4

TEAM STATISTICS	AU	OPP
SCORING	402	352
Points per game	80.4	70.4
Scoring margin	+10.0	-
FIELD GOALS-ATT	121-295	113-278
Field goal pct	.410	.406
3 POINT FG-ATT	48-127	40-121
3-point FG pct	.378	.331
3-pt FG made per game	9.6	8.0
FREE THROWS-ATT	112-140	86-117
Free throw pct	.800	.735
F-Throws made per game	22.4	17.2
REBOUNDS	175	195
Rebounds per game	35.0	39.0
Rebounding margin	-4.0	-
ASSISTS	62	48
Assists per game	12.4	9.6
TURNOVERS	53	82
Turnovers per game	10.6	16.4
Turnover margin	+5.8	-
Assist/turnover ratio	1.2	0.6
STEALS	46	26
Steals per game	9.2	5.2
BLOCKS	30	26
Blocks per game	6.0	5.2
ATTENDANCE	18242	38887
Home games-Avg/Game	2-9121	3-12962
Neutral site-Avg/Game	-	0-0

Date	Opponent		Score	Att.
* 01/09/18	OLE MISS	w	85-70	9121
* 01/13/18	at Mississippi State	w	76-68	8443
* 01/17/18	at Alabama	L	71-76	15383
* 01/20/18	GEORGIA	w	79-65	9121
* 01/24/18	at Missouri	w	91-73	15061

! = Gildan Charleston Classic (Charleston, SC)

* = Conference game

Score by Periods	1st	2nd	Totals
Auburn	159	243	402
Opponents	186	166	352

MEDIA SPOT CHART

(probable starters in orange)

	0	HORACE SPENCER 2017-18 GP-GS 20-6 PPG 4.7 RPG 5.1 BPG 1.3 FG% .590 FT% .710 Career 70-36 4.9 4.6 1.7 .491 .541	JR » F » 6-8 » 225 » Philadelphia, Pa. » Findlay Prep • Since moving to bench role (Dec. 3), shooting 63%, avg 5.6 ppg, 5.1 rpg • 118 career blk good for 7th in program history; 6th is Pat Burke w/ 133 • LAST GAME: 3 pts, 4 reb, 2 ast, 1 blk, 2 stl in 19 min at Missouri	Career-Highs Pts _____ 13 Reb _____ 11 Ast _____ 2 (10x) Blk _____ 7 Min _____ 29
	1	JARED HARPER 2017-18 GP-GS 20-20 PPG 12.9 RPG 2.3 APG 5.3 FG% .376 FT% .813 Career 52-50 12.0 2.1 3.9 .382 .752	SO » G » 5-10 » 170 » Mableton, Ga. » Pebblebrook HS • Hit multiple 3s in 10 games this season (team is 10-0) • Made 45 of 52 FT under 4 min this season (team-best) • LAST GAME: 21 pts, 6 ast, 3 stl, 5-7 3-pt, 6-6 FT in 35 min at Missouri	Career-Highs Pts _____ 24 Reb _____ 6 Ast _____ 10 Stl _____ 4 (2x) Min _____ 35 (2x)
	2	BRYCE BROWN 2017-18 GP-GS 20-20 PPG 16.4 RPG 2.2 APG 2.1 FG% .405 FT% .828 Career 78-44 10.8 2.0 1.2 .368 .796	JR » G » 6-3 » 198 » Stone Mountain, Ga. » Tucker HS • Drilled league-best 4.0 3s per game in 7 SEC contests so far this season • Held defensive assignment to 34% FG (77-226) and 54 TO thru 20 gm • LAST GAME: 16 pts, 2 ast, 2 stl, 3-6 3-pt, 7-7 FT in 27 min at Missouri	Career-Highs Pts _____ 31 Reb _____ 6 Ast _____ 5 (2x) Stl _____ 3 (6x) Min _____ 36 (2x)
	3	DANJEL PURIFOY 2017-18 GP-GS 20-0 PPG 7.7 RPG 5.6 APG 1.1 FG% .455 FT% .688 Career 29-25 11.5 4.7 1.8 .398 .879	SO » F » 6-7 » 230 » Centreville, Ala. » Hargrave Military Academy • Has not played this season • Led team with 88% shooting from the foul line last year • LAST GAME: DNP at Missouri	Career-Highs Pts _____ 27 (2x) Reb _____ 15 Ast _____ 9 Stl _____ 3 (6x) Min _____ 39
	4	CHUMA OKEKE 2017-18 GP-GS 20-0 PPG 7.7 RPG 5.6 APG 1.1 FG% .455 FT% .688 Career 20-0 7.7 5.6 1.1 .455 .688	FR » F » 6-8 » 230 » Atlanta, Ga. » Westlake HS • 45% from behind the arc in SEC games this season (9-20) • Has scored in double figures 10 times in first campaign • LAST GAME: 10 pts, 3 reb, 4-7 FG in 15 min at Missouri	Career-Highs Pts _____ 15 Reb _____ 10 Ast _____ 4 Blk _____ 2 Min _____ 27
	5	MUSTAPHA HERON 2017-18 GP-GS 19-19 PPG 14.9 RPG 5.4 APG 1.0 FG% .429 FT% .802 Career 51-51 15.1 5.8 1.2 .437 .781	SO » G » 6-5 » 218 » Waterbury, Conn. » Sacred Heart HS • Team is 9-0 when he makes 5+ FT • Scored in double figures in 16 of 19 games this season (team is 16-0) • LAST GAME: 14 pts, 1 reb, 3 stl, 1 ast, 5-11 FG in 21 min vs. Georgia	Career-Highs Pts _____ 31 Reb _____ 14 Ast _____ 5 Stl _____ 4 Min _____ 36 (2x)
	10	DAVION MITCHELL 2017-18 GP-GS 20-0 PPG 4.6 RPG 1.4 APG 2.3 FG% .492 FT% .708 Career 20-0 4.6 1.4 2.3 .492 .708	FR » G » 6-1 » 200 » Hinesville, Ga. » Liberty County • Team is 8-0 when he plays 20+ min off the bench • Known for on-ball defense and ability to create off the dribble • LAST GAME: 4 pts, 1 stl, 2-3 FG in 17 min at Missouri	Career-Highs Pts _____ 10 (2x) Reb _____ 4 Ast _____ 5 (2x) Stl _____ 1 (4x) Min _____ 25
	13	DESEAN MURRAY 2017-18 GP-GS 20-20 PPG 11.1 RPG 6.9 APG 1.6 FG% .476 FT% .840 Career 71-71 16.4 7.5 1.6 .527 .735	JR » F » 6-3 » 225 » Stanley, N.C. » Presbyterian College • Made 10 3s this season; had only 1 in previous 2 seasons • Team-high 3 double-doubles this season • LAST GAME: 16 pts, 2 ast, 2 stl, 1 blk, 6-6 FT in 23 min at Missouri	Career-Highs Pts _____ 34 Reb _____ 18 Ast _____ 8 Blk _____ 4 Min _____ 37
	14	MALIK DUNBAR 2017-18 GP-GS 20-1 PPG 5.7 RPG 2.2 APG 0.3 FG% .439 FT% .706 Career 79-58 11.1 4.7 1.1 .448 .718	JR » G/F » 6-6 » 230 » North Augusta, S.C. » Col. of Central Florida • 12 for 28 from 3-pt land in last 8 games, despite starting season 4 of 15 • 7.2 ppg, 3.0 reb, 45% FG in 10 home games this season • LAST GAME: 2 pts, 2 reb, 1 ast in 8 min at Missouri	Career-Highs Pts _____ 32 Reb _____ 12 (2x) Ast _____ 8 Blk _____ 4 Min _____ 40 (2x)
	21	PATRICK KEIM 2017-18 GP-GS 8-0 PPG 0.5 RPG 0.3 APG 0.0 FG% .500 FT% .250 Career 44-0 0.5 0.4 0.2 .217 .353	SR » G » 6-0 » 186 » Birmingham, Ala. » Mountain Brook HS • Former walk-on awarded scholarship after Gardner-Webb game (Dec. 6) • Lone senior on roster appeared in 44 career games • LAST GAME: 0+ min at Missouri	Career-Highs Pts _____ 3 (5x) Reb _____ 2 (5x) Ast _____ 2 Stl _____ 1 (4x) Min _____ 19
	22	WILL MACOY 2017-18 GP-GS 6-0 PPG 0.2 RPG 0.3 APG 0.0 FG% .000 FT% .500 Career 10-0 0.9 0.3 0.0 .333 .500	SO » G » 6-4 » 190 » Birmingham, Ala. » Vestavia Hills HS • Walk-on with loads of athleticism, primarily practice squad player • Played in 6 games this season • LAST GAME: 0+ min at Missouri	Career-Highs Pts _____ 8 Reb _____ 1 (2x) Ast _____ - Stl _____ 1 Min _____ 5
	24	ANFERNEE MCLEMORE 2017-18 GP-GS 20-14 PPG 7.8 RPG 5.7 BPG 3.1 FG% .551 FT% .765 Career 52-15 6.3 4.9 1.9 .615 .663	SO » F » 6-7 » 220 » Warwick, Ga. » Worth County HS • Blk total (61) more than 116 D-I teams this year; 1st SEC, 9th nationally • Has hit a 3 in 8 games this season; only hit 1 3 in career before 2017-18 • LAST GAME: 10 pts, 8 reb, 3 blk, 2-4 3-pt in 22 min vs. Georgia	Career-Highs Pts _____ 19 (2x) Reb _____ 13 Ast _____ 2 (3x) Blk _____ 6 Min _____ 28
	41	COLE BLACKSTOCK 2017-18 GP-GS 8-0 PPG 0.3 RPG 0.4 APG 0.0 FG% .000 FT% 1.000 Career 16-0 0.4 0.3 0.0 1.000 1.000	JR » F » 6-9 » 260 » Killen, Ala. » Brooks HS • Walk-on who competes primarily as practice squad player • Made every shot (1-1) and free throw attempt (5-5) in his career • LAST GAME: 0+ min at Missouri	Career-Highs Pts _____ 3 Reb _____ 2 Ast _____ - Blk _____ 1 Min _____ 3 (4x)
	50	AUSTIN WILEY 2017-18 GP-GS 23-22 PPG 8.8 RPG 3.5 APG 0.2 FG% .584 FT% .491 Career 23-22 8.8 3.5 0.2 .584 .491	SO » C » 6-11 » 260 » Hoover, Ala. » Calusa Prep • Has not played this season • Captained USA U19 World Cup Team during summer • LAST GAME: DNP at Missouri	Career-Highs Pts _____ 25 Reb _____ 11 Ast _____ 1 (5x) Blk _____ 4 (3x) Min _____ 26