



2022 AUBURN BASEBALL

AUBURN ATHLETICS COMMUNICATIONS: 392 SOUTH DONAHUE DRIVE || AUBURN, AL 36849 || AUBURNTIGERS.COM || @AUBURN_BASEBALL

2022 SCHEDULE

Day	Date	Opponent	Time/Result
Fri	Feb. 18	vs. Oklahoma	L, 0-3
Sat	Feb. 19	vs. #12 Texas Tech	W, 2-1
Sun	Feb. 20	vs. Kansas State	W, 12-1
WED FEB. 23		TROY	W, 13-1
FRI FEB. 25		YALE	W, 9-0
SAT FEB. 26		YALE	W, 4-3
SAT FEB. 26		YALE	L, 4-5 (10)
TUE MAR. 1		ALABAMA STATE	W, 13-7
WED MAR. 2		UAB	W, 13-1
FRI MAR. 4		RHODE ISLAND	W, 7-2
SAT MAR. 5		RHODE ISLAND	W, 16-0
SAT MAR. 5		RHODE ISLAND	W, 12-0
SUN MAR. 6		RHODE ISLAND	W, 14-1
Wed	Mar. 9	vs. Tennessee Tech	W, 4-3
FRI MAR. 11		MIDDLE TENNESSEE	L, 8-10
SAT MAR. 12		MIDDLE TENNESSEE	W, 10-7
SUN MAR. 13		MIDDLE TENNESSEE	L, 3-4 (8)
THU MAR. 17		#1 OLE MISS	L, 6-13
FRI MAR. 18		#1 OLE MISS	W, 19-5
SAT MAR. 19		#1 OLE MISS	L, 2-15
Tue	Mar. 22	vs. South Alabama	W, 13-12
Fri	Mar. 25	at Texas A&M	W, 6-5 (10)
Sat	Mar. 26	at Texas A&M	L, 4-5 (11)
Sun	Mar. 27	at Texas A&M	W, 13-9
TUE MAR. 29		JACKSONVILLE STATE	6 PM
Thu	Mar. 31	at #12 LSU	6 pm
Fri	Apr. 1	at #12 LSU	6:30 pm
Sat	Apr. 2	at #12 LSU	1 pm
Tue	Apr. 5	at UAB	6 pm
FRI APR. 8		#1 VANDERBILT	6 PM
SAT APR. 9		#1 VANDERBILT	4 PM
SUN APR. 10		#1 VANDERBILT	1 PM
TUE APR. 12		SAMFORD	6 PM
Thu	Apr. 14	at Miss. State	7 pm
Fri	Apr. 15	at Miss. State	6 pm
Sat	Apr. 16	at Miss. State	1 pm
TUE APR. 19		ALABAMA STATE	6 PM
WED APR. 20		KENNESAW STATE	6 PM
FRI APR. 22		SOUTH CAROLINA	6 PM
SAT APR. 23		SOUTH CAROLINA	2 PM
SUN APR. 24		SOUTH CAROLINA	1 PM
Tue	Apr. 26	at Jacksonville State	6 pm
Fri	Apr. 29	at #5 Tennessee	6 pm
Sat	Apr. 30	at #5 Tennessee	6 pm
Sun	Apr. 31	at #5 Tennessee	1 pm
FRI MAY 6		#4 ARKANSAS	6 PM
SAT MAY 7		#4 ARKANSAS	4:30 PM
SUN MAY 8		#4 ARKANSAS	1 PM
Tue	May 10	at Troy	6 pm
FRI MAY 13		ALABAMA	7:30 PM
SAT MAY 14		ALABAMA	2 PM
SUN MAY 15		ALABAMA	3 PM
Tue	May 17	at Samford	6 pm
Thu	May 19	at Kentucky	5:30 pm
Fri	May 20	at Kentucky	5:30 pm
Sat	May 21	at Kentucky	1 pm

POSTSEASON

May 24-29	SEC Tournament	TBA
June 3-6	NCAA Regionals	TBA
June 10-13	NCAA Super Regionals	TBA
June 17-27	College World Series	TBA

Home games in **BOLD CAPS**

All home games at Plainsman Park | All times central
^ SEC Tournament



GAME 25

AUBURN, ALA. (Samford Stadium-Hitchcock Field at Plainsman Park)



AUBURN TIGERS (17-7, 3-3 SEC)

Head Coach: Butch Thompson (Birmingham-Southern, 1992)

Career Record: 235-170 (8th season) | Record at Auburn: 196-149 (7th season)

VS.



JAX STATE GAMECOCKS (11-11, 6-0 ASUN)

Head Coach: Jim Case (Louisiana Tech, 1982)

Career Record: 630-512 (21st season) | Record at JSU: 630-512 (21st season)

» QUICK HITTERS

- Auburn is 5-0 in midweek games this season and has outscored opponents 59-24.
- The Tigers are hitting .356 as a team with eight players hitting .333 or higher in the midweek.
- Leadoff hitter Blake Rambusch is currently riding a 14-game hitting streak, the longest by an Auburn player since 2017, and is hitting .450 with 14 runs, six doubles, one triple, one home run and 15 RBI during the span.
- Rambusch has multiple hits in a team-best 13 games, including seven of the last eight. He is tied for the league lead and ranks 13th in the country with 40 hits.
- Sonny DiChiara leads the country with a .609 on-base percentage. He also ranks fourth in slugging (.935) and seventh in average (.452).
- Jordan Armstrong is scheduled to make his fourth start of the season, including his first since Mar. 11 and first in the midweek.
- The Tigers are 81-25 (.764) against non-conference opponents in the regular season since the start of the 2018 season.
- Auburn is 23-17 all-time against Jacksonville State, including 19-14 at Plainsman Park.
- Last year's meeting resulted in a walk-off win in the 10th inning for the Tigers.

PITCHING MATCHUP

AUBURN

JACKSONVILLE STATE

TUE | SR RHP Jordan Armstrong

(2-1, 3.63) vs. SO RHP Jake Peppers

(2-2, 6.23)

GAME INFO

Date: Tuesday, Mar. 29, 2022

Game Time: 6 p.m. CT

Site: Auburn, Ala. / Plainsman Park (4,096)

TV: SEC Network+

Talent: Graham Doty (pxp), Gregg Olson (color)

Radio: 93.9 FM | AuburnTigers.com

Talent: Andy Burcham, Brad Law

Live Stats: StatBroadcast.com

Twitter Updates: @AuburnBaseball

Postgame Recap: AuburnTigers.com

Series History: Auburn leads, 23-17

Auburn: Auburn leads, 19-14

Jacksonville: Auburn leads, 4-2

Neutral: Auburn trails, 0-1

Last Meeting: Auburn 8, Jax State 7 [10] (4/21/21)

Streak: W2

AUBURN

17-7, 3-3 SEC

Team Leaders

Batting Average: SR IF **Sonny DiChiara** (.452)

Runs: Three tied (23)

2B: SR IF **Sonny DiChiara** (9)

HR: SR IF **Sonny DiChiara** (7)

RBI: R-SO C/OF **Ryan Dyal** (25)

Stolen Bases: SR OF **Kason Howell** (5-6)

JAX STATE

11-11, 6-0 ASUN

Team Leaders

Batting Average: JR OF **TJ Reeves** (.372)

Runs: JR OF **TJ Reeves** (20)

2B: SR IF **Cole Frederick** (8)

HR: Three tied (4)

RBI: JR OF **TJ Reeves** (17)

Stolen Bases: JR OF **TJ Reeves** (6-10)

POTENTIAL STARTING LINEUP

Pos.	#	Player	AVG	AB	R	H	2B	3B	HR	RBI	SB-SBA	BB
C	28	Nate LaRue	.250	28	6	7	2	0	1	9	0-0	3
1B	17	Sonny DiChiara	.452	62	23	28	9	0	7	21	0-0	22
2B	7	Cole Foster	.283	60	11	17	3	0	3	21	0-1	11
3B	11	Blake Rambusch	.400	100	23	40	6	1	2	21	5-9	10
SS	4	Brody Moore	.299	87	23	26	5	0	1	9	2-2	14
LF	31	Mike Bello	.423	26	11	11	3	0	1	7	0-0	6
CF	5	Kason Howell	.333	96	21	32	8	1	2	21	5-6	10
RF	8	Bryson Ware	.264	72	18	19	8	1	1	18	3-3	8
DH	19	Brooks Carlson	.311	45	15	14	1	0	1	8	0-0	8

AUBURN'S RECORD WHEN...

	2022	Under Thompson
Overall	17-7	196-149
SEC	3-3	66-89
Non-Conference	14-4	118-49
Postseason	0-0	15-14
Home	11-5	132-68
Away	2-1	44-62
Neutral	4-1	18-17
Current streak	W1	W1
Last 5 games	3-2	3-2
Last 10 games	5-5	5-5

Situational:

AU scores first	7-2	130-50
Opp. scores first	10-5	66-99
AU scores 4+ runs	16-4	178-67
AU scores 3 runs or less	1-3	18-82
AU leads after 7 innings	13-2	158-16
8 innings	14-1	178-13
AU trails after 7 innings	2-4	14-107
8 innings	1-4	5-116
Game tied after 7 innings	1-0	19-22
8 innings	1-1	6-14
Extra Innings	1-3	10-18
1-run games	5-3	41-42
2-run games	0-1	21-15
3-run games	1-1	21-19
Games decided by 5+ runs	10-2	94-45
vs. LH Starter	5-2	60-48
vs. RH Starter	12-5	137-100
More hits than opponent	10-2	144-27
Fewer hits than opponent	4-4	33-111
Hits are tied	3-1	17-12
AU has 10+ hits	14-3	122-59
Opp. has 10+ hits	5-4	48-94
Hit a home run	10-4	127-61
Opp. hits a home run	6-6	81-95
AU quality start	2-2	63-22
Opp. quality start	0-1	25-56
AU commits no errors	8-2	85-38
Opp. commits no error	8-3	53-75

By Day:

Sunday	4-1	32-27
Monday	0-0	1-2
Tuesday	2-0	39-16
Wednesday	3-0	17-6
Thursday	0-1	7-15
Friday	4-2	48-34
Saturday	4-3	49-47
Day Games (first pitch before 6 p.m.)	8-5	114-80
Night Games (first pitch after 6 p.m.)	9-2	83-69
Doubleheaders	4-2	25-15

By Month:

February	5-2	45-14
March	12-5	73-40
April	0-0	38-46
May	0-0	28-41
June	0-0	10-7

By Jersey:

White	5-2	55-32
Blue	1-2	34-31
Orange	5-1	44-30
Gray	2-0	22-35
Pinstripes	4-2	31-19
Cream Throwback	0-0	8-2

UNIVERSITY INFORMATION

Location	Auburn, Ala.
Enrollment	31,526
Founded	October 1, 1856
Nickname	Tigers
Colors	Burnt Orange and Navy Blue
President	Dr. Jay Gogue
Athletics Director	Allen Greene
Conference	Southeastern (SEC West)
Stadium / Capacity	Samford Stadium-Hitchcock Field at Plainsman Park / 4,096
Ticket Office Phone	855-282-2010

BASEBALL COACHING / SUPPORT STAFF

Head Coach	Butch Thompson (Birmingham-Southern, 1992)
Record at Auburn / Seasons	196-149 (.568) / 7th
Career Coaching Record / Seasons	235-170 (.580) / 8th
Assistant Coach	Karl Nonemaker (Vanderbilt, 2002)
Assistant Coach	Gabe Gross (Auburn, 2012)
Volunteer Assistant	Tim Hudson (Auburn, 2021)
Director of Player Development	Aaron Everett (UT Martin, 2012)
Director of Operations	Greg Drye (Southern Miss, 1998)
Athletic Trainer	Anthony Sandersen (South Dakota State, 2004)
Strength & Conditioning	Chris Joyner (Minnesota State - Mankato, 2001)

PROGRAM HISTORY

Modern Era Program Record (since 1949)	2,005-1,382-4 (.592)
College World Series Appearances / Last	5 / 2019
College World Series Record	3-10 (.231)
NCAA Regional Appearances / Last	22 / 2019
NCAA Regional Record	51-45 (.531)
NCAA Super Regional Appearances / Last	3 / 2019
NCAA Super Regional Record	3-5 (.375)
Last Postseason Opponent	Louisville / 2019 College World Series
Result	Lost, 5-3

POSTSEASON HISTORY

College World Series Appearances: 5 (1967, 1976, 1994, 1997, 2019)

Super Regional Appearances: 3 (1999, 2018, 2019)

NCAA Regional Appearances: 22 (1963, 1967, 1976, 1978, 1987, 1989, 1993-95, 1997-2003, 2005, 2010, 2015, 2017, 2018, 2019)

NCAA Regional Titles: 7 (1967, 1976, 1994, 1997, 1999, 2018, 2019)

MEDIA RELATIONS

Baseball Contact: George Nunnelley, Asst. Director - Athletics Comm.

Cell: 502-609-9982

Email: gnnunnelley@auburn.edu

Twitter: @gnunnelley

Associate AD: Kirk Sampson

2022 AUBURN BASEBALL ROSTER

No.	Name	Pos.	Cl.	B/T	Ht.	Wt.	Exp.	Hometown (Previous School)
1	Blake Rambusch	IF/OF	R-Jr.	R/R	5-9	175	JC	Austin, Texas (Grayson College)
2	Josh Hall	OF	R-Jr.	L/R	5-9	192	1L	Birmingham, Ala. (Ole Miss)
4	Brody Moore	IF	Sr.	R/R	5-11	183	3L	Oneonta, Ala. (Oneonta)
5	Kason Howell	OF	Sr.	R/R	6-0	180	3L	Argyle, Texas (Liberty Christian)
6	Ryan Dyal	C	R-So.	L/R	5-10	197	1L	Senoia, Ga. (East Coweta)
7	Cole Foster	IF	So.	S/R	6-1	190	1L	Plano, Texas (Plano Senior)
8	Bryson Ware	OF	Jr.	R/R	6-2	193	1L	Madison, Miss. (Pearl River CC)
9	Cade Granzow	RHP	Fr.	R/R	6-3	220	HS	Franklin, Tenn. (Brentwood)
11	Garrett Farquhar	IF	5th	R/R	5-11	187	2L	Hoover, Ala. (Shelton State CC)
13	Ben Schorr	C	R-Fr.	R/R	6-0	185	RS	Columbus, Ga. (Columbus)
14	Brooks Fuller	LHP	Sr.	L/L	6-3	210	3L	Auburn, Ala. (Auburn)
16	Cam Hill	IF/LHP	So.	L/L	6-5	214	1L	Madison, Ala. (Bob Jones)
17	Sonny DiChiara	IF	Sr.	R/R	6-1	263	TR	Hoover, Ala. (Samford)
18	Mason Barnett	RHP	Jr.	R/R	6-0	218	2L	Cartersville, Ga. (Cartersville)
19	Brooks Carlson	IF	Gr.	R/R	5-11	192	TR	Mobile, Ala. (Samford)
20	Hayden Mullins	LHP	Jr.	L/L	6-0	194	2L	Gallatin, Tenn. (Hendersonville)
21	Trace Bright	RHP	Jr.	R/R	6-4	199	2L	Montgomery, Ala. (Trinity Presbyterian)
22	Garrett Wade	LHP	R-Jr.	L/L	6-3	199	2L	Hartselle, Ala. (Hartselle)
23	Parker Carlson	RHP	Fr.	R/R	6-1	170	HS	Mobile, Ala. (Faith Academy)
27	Bobby Peirce	OF	R-Jr.	R/R	6-2	181	1L	Scottsdale, Ariz. (South Mountain CC)
28	Nate LaRue	C/RHP	Jr.	R/R	6-3	217	2L	Mobile, Ala. (McGill-Toolen)
29	Carson Skipper	LHP	Sr.	L/L	6-2	211	3L	Trussville, Ala. (Trussville)
31	Mike Bello	OF	Fr.	L/L	6-1	190	HS	Oak Ridge, N.J. (Pope John XXIII)
32	Carson Swilling	RHP	So.	R/R	5-11	196	1L	Smiths Station, Ala. (Smiths Station)
34	Ben Bosse	RHP	Fr.	R/R	6-1	194	HS	Brenham, Texas (Brenham)
37	Mason Land	IF	Jr.	L/R	5-10	173	JC	Cantonment, Fla. (Chattahoochee Valley CC)
40	Blake Burkhalter	RHP	Jr.	R/R	6-0	204	2L	Dothan, Ala. (Northview)
41	John Armstrong	RHP	Fr.	R/R	5-11	200	HS	Marietta, Ga. (Harrison)
43	Chase Isbell	RHP	Jr.	R/R	6-2	198	TR	Springville, Ala. (Samford)
44	Grant Newton	RHP	R-Jr.	R/R	6-4	236	TR	Orange County, Calif. (Santa Ana College)
45	Joseph Gonzalez	RHP	So.	R/R	6-4	230	1L	Humacao, P.R. (Leadership Christian Academy)
46	Chase Allsup	RHP	Fr.	R/R	6-1	220	HS	Dothan, Ala. (Dothan)
47	Tommy Sheehan	LHP	Gr.	L/L	6-0	209	TR	Brielle, N.J. (Notre Dame)
50	Jake Wyandt	C	Gr.	R/R	5-11	195	TR	Laurel, Md. (Presbyterian)
51	Luke Burk	IF	Jr.	R/R	6-0	219	JC	Galena, Mo. (Neosho County CC)
52	Jordan Armstrong	RHP	Sr.	R/R	6-2	184	JC	McDonough, Ga. (Chattahoochee Valley CC)
54	Konner Copeland	LHP	So.	L/L	6-2	178	JC	Mobile, Ala. (Pensacola State CC)
57	Tyler Drabick	RHP	Gr.	R/R	6-2	193	TR	Canton, Ohio (Lipscomb)
72	Brody Moss	IF	Fr.	L/R	5-11	173	HS	Helena, Ala. (Helena)

COACHES & STAFF

30	Butch Thompson	Head Coach
35	Karl Nonemaker	Assistant Coach
39	Gabe Gross	Assistant Coach
15	Tim Hudson	Volunteer Assistant Coach
	Aaron Everett	Director of Player Development
	Greg Drye	Director of Operations
	Chris Joyner	Strength & Conditioning
	Anthony Sandersen	Athletic Trainer
	Jeremy Page	Athletic Trainer Intern

PRONUNCIATION GUIDE

Ben BOSSE.....	BOSSY
Sonny DICHARA	De-SHARE-uh
Ryan DYAL.....	DIAL
Garrett FARQUHAR	FAR-kwar
Cade GRANZOW	Gran-ZO
KASON Howell.....	KAY-son
Chase ISBELL.....	IZ-bull
Ben SCHORR.....	SHORE
Jake WYANDT	Why-ANDT

30 BUTCH THOMPSON HEAD COACH

THE AUBURN SKIPPER

- Eight College World Series appearances / 17 postseason appearances
- 2013 National Runner-up (Mississippi State)
- 2001 National Champion (Birmingham-Southern)
- 2014 Baseball America/ABCA National Assistant Coach of the Year
- 2006 FCA Coach of the Year
- Coached 18 pitchers who went on to pitch in the Major Leagues
- Recruited and coached 33 pitchers who were drafted out of college that weren't drafted out of high school

Butch Thompson enters his seventh season at the helm of the program in 2021, posting a record of 179-142 in his first six seasons. He led the program to the first College World Series appearance in 22 years in 2019 and took the Tigers to three straight regionals for the first time since 2001-03.

Butch Thompson was named Auburn's head baseball coach on October 22, 2015 and enters his seventh season with the Tigers in 2021.

Thompson, who spent three seasons as an assistant coach and recruiting coordinator at Auburn from 2006-08, returned to The Plains after seven seasons at Mississippi State as both associate head coach and pitching coach.

A native of Amory, Miss., Thompson has coached 31 Division I All-Americans and 40 all-conference performers. He has seen 18 of his former pitchers make their Major League Baseball debuts, including 12 since 2014. Thompson has also turned 33 pitchers who went undrafted out of high school into MLB draft picks.

Thompson had three pitchers drafted in the first 11 rounds in 2014 and five pitchers drafted, including three in the top 10 rounds, in 2013. He added a first-round selection in the 2016 draft, a third-round pick in Keegan Thompson in 2017 and the first No. 1 overall pick in program history in Casey Mize in 2018. With Tanner Burns also going as a supplemental first round pick in 2020, Auburn became one of four programs with a pair of pitchers drafted in the first round from 2018-20.

Along with his pitching pedigree, Thompson is also considered one of the top recruiters in the country. Since 2003, he has secured 14 recruiting classes that were ranked in the top 10 by either Baseball America or Perfect Game, including the No. 5 signing class in 2017 and a program record No. 4 class in 2018. His classes signed from 2006-08 at Auburn each ranked in the top 18 nationally, including the No. 5 class in 2008, which included All-American and SEC Player of the Year Hunter Morris.

In 29 years of coaching at the collegiate level, including 20 in the Southeastern Conference, Thompson has coached eight College World Series participants, including leading the Tigers to the program's first trip to the College World Series in 22 years in 2019. Thompson has also coached one national champion and a national runner-up, won nine conference championships and made 17 postseason appearances. He has also served as an assistant under three National Coach of the Year recipients.

Thompson was named the 2006 Fellowship of Christian Athletes SEC Coach of the Year while at Auburn and the 2014 Baseball America and American Baseball Coaches Association (ABCA) National Assistant Coach of the Year while at Mississippi State.

Thompson has returned the Tigers to prominence in five seasons on The Plains as he has guided the team to a 179-142 overall record and took the team to three straight NCAA Tournament appearances for the first time since 2001-03, including back-to-back super regionals for the first time in program history. After advancing to the College World Series in 2019 and a winner-take-all game three in the Gainesville Super Regional in 2018, the Tigers finished those respective seasons ranked as high as No. 8 and No. 9. It marked the third time in program history the team has finished back-to-back seasons in the top 10.

Entering the 2019 postseason as the No. 2 seed in the Atlanta Regional, Auburn became the only program to sweep a regional on the road in each of the last two pot-seasons before also becoming the first team to defeat North Carolina in a Chapel Hill Super Regional in 2019, punching its ticket to Omaha for the first time since 1997.

In seven seasons at MSU, Thompson made four NCAA regional trips, two Super Regionals, won the SEC Tournament and advanced to the College World Series finishing as NCAA runner-up in 2013. In three of his last four seasons in Starkville, the Bulldogs' staff ERA finished no higher than 3.06. Thompson's 2013 pitching staff was one of two nationally to finish in the top 15 in ERA, strikeouts per nine innings and hits allowed per nine innings.



In addition to his experience at Auburn and Mississippi State, Thompson also spent four seasons at Georgia from 2002-05, including a trip to the College World Series in 2004. While there, he guided the development of future Major Leaguers Josh Fields, Mitchell Boggs and Brooks Brown.

Thompson launched his coaching career as pitching coach and top assistant at Huntingdon College (Ala.) in 1993, before returning to his alma mater in Birmingham, where he helped lead the Panthers to back-to-back Southern States Conference Championships and in 1995 coached BSC to its first NAIA World Series berth.

Thompson left BSC briefly to serve as head coach at Jefferson State Community College in Birmingham in 1997. While at JSCC, he was honored as the Regional Tournament Coach of the Year, the ABCA Alabama Junior College Coach of the Year and the Southeast Region Coach of the Year after guiding JSCC to a 39-21 mark, the AJCAA Region 22 State Championship and a third-place finish in the NJCAA Division II World Series.

He returned to Birmingham-Southern as top assistant the following season, beginning a four-year run during the most successful span in BSC baseball history. The Panthers won 196 games and four TranSouth Conference Championships and made three-consecutive appearances in the NAIA World Series. BSC's 2001 team posted a school-best 55-11 mark and captured the NAIA National Championship.

In 2002, Thompson joined the SEC baseball coaching fraternity as a pitching coach and recruiting coordinator at Georgia and has been a part of the league for the past 17 seasons.

Thompson currently serves as the large-school representative for the Alabama Baseball Coaches Association and is an All-American committee member representing the South region for the ABCA.

Thompson prepped at Amory (Miss.) High School and later starred as a pitcher at Itawamba (Miss.) Community College from 1989-90. He is a member of both the ICC Athletic Hall of Fame (Class of 2014) and MACCC Hall of Fame (Class of 2021).

Thompson earned a Bachelor's Degree in History at BSC in 1992 and completed a Master's Degree in Sports Administration at UAB in 1996. He is married to the former Robin Ashe of Birmingham, Ala., and they are the parents of three daughters --- Anna, Olivia and Madelyn Gail.

NATIONAL POLLS

NEWS & NOTES

BASEBALL AMERICA

Mar. 28

1. Tennessee*
2. Oregon State
3. Virginia
4. Arkansas*
5. Florida State
6. Oklahoma State*
7. Texas Tech*
8. Louisville
9. Ole Miss*
10. Texas
11. Vanderbilt*
12. Arizona
13. Miami
14. Notre Dame
15. North Carolina
16. Florida
17. Gonzaga
18. Dallas Baptist
19. Texas State
20. Oregon
21. LSU*
22. Liberty
23. Charlotte
24. Stanford
25. Maryland

D1 BASEBALL

Mar. 28

1. Tennessee*
2. Arkansas*
3. Oregon State
4. Virginia
5. Florida State
6. Oklahoma State
7. Texas Tech*
8. Texas
9. Vanderbilt*
10. Ole Miss*
11. Louisville
12. TCU
13. LSU*
14. Florida
15. Arizona
16. Notre Dame
17. Miami
18. North Carolina
19. Dallas Baptist
20. Texas State
21. Oregon
22. Georgia Tech
23. Georgia
24. Gonzaga
25. UConn

USA TODAY

Mar. 28

1. Tennessee*
2. Arkansas*
3. Virginia
4. Oregon State
5. Vanderbilt*
6. Texas Tech*
7. Florida State
8. Texas
9. Oklahoma State
10. Ole Miss*
11. TCU
12. LSU*
12. Florida
14. Louisville
15. Arizona
16. Notre Dame
17. Georgia
18. North Carolina
19. Miami
20. Texas State
21. Georgia Tech
22. Oregon
23. Maryland
24. Gonzaga
25. Dallas Baptist

SCOUTING THE GAMECOCKS

- Jacksonville State enters the week with an 11-11 overall record and 6-0 record to start ASUN play.
- The Gamecocks have won seven of the last eight games and are coming off a sweep against North Alabama.
- Offensively, the Gamecocks are hitting .249 as a team and are led by junior outfielder TJ Reeves' .372 clip. Reeves leads the team in hits, runs, RBI and stolen bases.
- On the mound, Jacksonville State has turned in a 4.90 ERA with a .288 average against. Sophomore righty Jake Peppers will make his third start of the season Tuesday.

STARTING OUT SWINGING IT

- Auburn has registered double digit hits in 14 of the last 17 games and is hitting .333 while averaging 9.8 runs during the stretch.
- The Tigers had 10+ hits in six straight games from Mar. 1-6, marking the longest such streak since 2016.
- Through two weeks of SEC play, the Tigers lead the conference in average (.308), runs (50), hits (72) and doubles (18) in league games.

RAMBUSCH RAKES

- Junior college transfer Blake Rambusch, who ranked 11th in the NJCAA with a .444 average a season ago, is tied for the SEC lead and 13th in the NCAA with 40 hits in his first 24 games at the Division I level.
- Rambusch leads the team with 13 multi-hit games, including seven of the last eight contests.
- The redshirt junior has reached base in 81 of the last 82 games dating back to the final 13 games of his freshman season at Grayson College in 2019.
- Rambusch is currently riding an 14-game hitting streak and is 27-for-60 (.450) with 14 runs, six doubles, a triple, homer and 15 RBI during the streak.

SONNY KEEPS ON SLUGGING

- Senior transfer Sonny DiChiara leads the NCAA in on-base percentage (.609) and tops the SEC while also ranking top seven in the country in average (.452) and slugging percentage (.935).
- Sixteen of DiChiara's first 28 hits are for extra bases and he has an extra-base hit in 12 of 20 games this season, including multiple extra-base hits on four occasions.
- DiChiara has reached multiple times in 18 of 20 games.
- He has homered a team-best seven times, including in each of his first two career SEC games and his first career SEC at-bat.

MIKEY MAKING THE MOST OF IT

- Freshman outfielder Mike Bello made his first career start in the middle game against No. 1 Ole Miss on Mar. 18 and went 3-for-3 with four runs, a walk, hit-by-pitch and two RBI.
- Bello became the first Auburn freshman to reach base five times in a game since Steven Williams did so in the first game of the 2018 Raleigh Regional.
- Bello, who drove in the game-winning run vs. South Alabama Tuesday and hit his first homer at Texas A&M Saturday, is 9-for-21 and with 11 runs and five RBI since being inserted into the starting lineup.
- He leads the SEC in average (.471) and runs (10) in league games.

NCBWA

Mar. 21

1. Vanderbilt*
2. Arkansas*
3. Tennessee*
4. Texas
5. Ole Miss*
6. Oregon State
7. Florida
8. Virginia
9. Arizona
10. Florida State
11. Texas Tech*
12. Georgia Tech
13. North Carolina
14. Oklahoma State
15. Notre Dame
16. LSU*
17. Georgia
18. Liberty
19. Stanford
20. TCU
21. Texas State
22. Maryland
23. Gonzaga
24. Louisville
25. Old Dominion

PERFECT GAME

Mar. 28

1. Tennessee*
2. Oklahoma State
3. Virginia
4. Texas Tech*
5. Oregon State
6. Arkansas*
7. Vanderbilt*
8. Florida State
9. Texas
10. TCU
11. Ole Miss*
12. Louisville
13. Notre Dame
14. Miami
15. LSU*
16. Oregon
17. Dallas Baptist
18. Florida
19. UConn
20. Texas State
21. Louisiana Tech
22. North Carolina
23. Georgia Tech
24. Arizona
25. Gonzaga

COLLEGIATE BASEBALL

Mar. 28

1. Tennessee*
2. Virginia
3. Vanderbilt*
4. Arkansas*
5. Louisville
6. Texas Tech*
7. Texas
8. Oregon State
9. Texas State
10. Oklahoma State
11. Oregon
12. Miami
13. Florida State
14. North Carolina
15. Georgia
16. Purdue
17. LSU*
18. Florida
19. Arizona
20. Ole Miss*
21. UC Santa Barbara
22. N.C. State
23. Louisiana Tech
24. TCU
25. UCLA

AUBURN IN THE POLLS

BA D1 CB NC PG USA

Pre.	NR	NR	NR	NR	NR	NR
2/21	NR	NR	NR	NR	NR	NR
2/28	NR	NR	NR	NR	NR	NR
3/7	NR	NR	NR	NR	NR	NR
3/14	NR	NR	NR	NR	NR	NR
3/21	NR	NR	NR	NR	NR	NR

BA D1 CB NC PG USA

3/28 NR NR NR NR NR NR

COMEBACK KIDS

- Tuesday's six-run comeback win against South Alabama marked Auburn's largest comeback win since defeating Florida A&M after trailing 7-0 on Feb. 22, 2017.
- All three of the team's wins last week were come-from-behind efforts.
- Friday's win in the series opener at Texas A&M marked the team's first in SEC play when trailing after eight innings since the final game of the 2019 regular season.

CARLSON'S CAREER

- Graduate transfer Brooks Carlson turned in a .344 career average in four seasons and 186 games at Samford.
- He hit .340 or higher in three of his four years and was named First Team All-SoCon in 2019 and First Team All-America by Collegiate Baseball in 2020.
- Carlson turned in a season-high three hits vs. South Alabama Tuesday and is hitting .400 with seven runs in his last seven games.

NCAA ACTIVE RANKS

- A pair of newcomers in Carlson and DiChiara rank in the top five among active players in a pair of offensive categories.
- DiChiara leads Auburn with seven homers this season and is tied for third among active players with 48 career home runs.
- Carlson is fifth among active players with 252 career hits. He also ranks in the top 10 in career doubles (51), RBI (152) and total bases (389).

LIKE FATHER, LIKE SON

- Senior infielder Brody Moore is the son of former Auburn and All-SEC shortstop Brandon Moore (1991-94).
- After wearing No. 19 and playing second base/utility in his first three seasons on the Plains, Brody has a new number and position in 2022 - No. 4 and shortstop - just like his dad.
- Brandon hit .332 in four years and 242 games in an Auburn uniform. Brody, who collected his 100th career hit against Middle Tennessee, is a .304 hitter in parts of four seasons and 102 games, including 90 starts.

HOWELL'S HEATING UP

- After going hitless in the first three games of the season, senior outfielder Kason Howell is hitting .364 with 21 runs, eight doubles, a triple, two homers and 18 RBI in the last 21 games.
- Howell has matched a career best with three hits on six occasions already this season.
- He hit a walk-off homer to clinch the series against Yale three weekends ago. The walk-off homer was the first of Howell's career and the first by an Auburn player since Steven Williams in the 2019 Atlanta Regional.

WYANDT ON WATCH LIST

- Graduate transfer Jake Wyandt was named to the Buster Posey Award watch list last week.
- Wyandt has collected a hit in seven of the last eight games and is hitting .391 with seven runs, a double, homer and 11 RBI during the span.
- Wyandt was also one of 30 players nationally to be named a candidate for the Senior CLASS Award.

PITCHING STARTED ON POINT

- The Auburn pitching staff allowed 28 runs through the first 14 games, marking the fewest since allowing 24 runs in the first 14 recorded scores from the 1940 season (the 13th game was a tie with no recorded score), and went 12-2 during the stretch.
- However, the Tigers have allowed 85 runs in the last 10 games and are 5-5 in the span.

STRIKING 'EM OUT

- Auburn struck out a season high 19 batters in the series opener against Yale on Feb. 25.
- The 19 strikeouts were the most in a game since striking out 20 in a 15-inning contest against Arkansas in 2019 and tied for the most in a nine-inning game in the Stat Crew era (since at least 1994).

BURKY AND SKIP IN THE BULLPEN

- Junior Blake Burkhalter and senior Carson Skipper were two of nine SEC relievers named to the NCBWA Stopper of the Year Watch List.
- Auburn was one of two SEC programs with multiple honorees (Vanderbilt).
- It marks the fifth straight season an Auburn pitcher has been recognized on the list, including the second straight for Skipper.

ONE-RUN AFFAIRS

- After going 6-11 one-run games last year, Auburn is 5-3 in one-run games this season, including three one-run games last week.
- A year ago, thirteen of Auburn's 30 SEC games, including seven of its first 10, were decided by one run and seven more were decided by two runs.
- The Tigers went 4-9 in one-run games and 6-14 in games decided by two runs or less in league play.

BIG SHOES TO FILL

- Auburn is forced to replace its top three hitters and five everyday starters from a year ago in shortstop Ryan Bliss, third baseman Rankin Woley, first baseman Tyler Miller and outfielders Steven Williams and Judd Ward.
- The quintet combined to hit .296 with 192 runs, 50 doubles, 58 home runs and 191 RBI.

TWENTY-SIX YEARS IN THE MAKING

- Volunteer assistant and pitching coach Tim Hudson, who began his time on the Plains as a player in the fall of 1995, recently earned his degree in interdisciplinary studies with emphases on health promotion and philanthropy studies on Dec. 11, 2021.

MLB SUCCESS ON STAFF

- Auburn's coaching staff has 54 years of experience in professional baseball, including 32 years in the MLB between pitching coach Tim Hudson (17 years), hitting coach Gabe Gross (seven years), strength coach Chris Joyner (eight years).
- Other members of the coaching and support staff with professional experience include assistant coach Karl Nonemaker, director of player development Aaron Everett and athletic trainer Anthony Sandersen.

AUBURN IN THE MLB DRAFT

- The 2021 MLB Draft marked the 47th consecutive year Auburn had at least one player selected, tied for the longest active streak in the SEC.
- Ryan Bliss was drafted by the Arizona Diamondbacks in the second round with the 42nd overall pick in last year's draft, becoming the fifth-highest position player and ninth-highest draft pick overall in Auburn history.
- It marked the sixth straight season Auburn had a top-five-round pick, marking the first time in program history to accomplish the feat.

AUBURN IN THE NATIONAL AND SEC RANKINGS

(as of Mar. 28)

TEAM	TOTAL	NCAA	SEC
Sacrifice flies	17	5	2
Runs	210	14	3
Shutouts	3	14	3
On-base percentage	.419	15	4
Doubles	56	16	3
Hits	259	18	3
Scoring	8.8	19	4
Batting average	.311	20	3
Walks	129	24	4
21 TRACE BRIGHT	TOTAL	NCAA	SEC
Starts	6	17	1
17 SONNY DICHARA	TOTAL	NCAA	SEC
On-base percentage	.609	1	1
Slugging percentage	.935	4	1
Batting average	.452	7	1
BB/game	1.10	7	1
Walks	22	24	3
1 BLAKE RAMBUSCH	TOTAL	NCAA	SEC
Hits	40	13	1
Hits/game	1.67	24	1

THE LAST TIME...

BATTING SUPERLATIVES

5 hits in a game Anfernee Grier at Kennesaw St. [5-for-6] (4/12/16)
 6 hits in a game Tyler Johnstone vs. Elon [6-for-7, 2B, 3B] (2/25/05)

Reached base 6 times Bryson Ware vs. Alabama A&M [3-5, 3 BB] (2/24/21)

4 runs in a game
 5 runs in a game **Mike Bello at Texas A&M (3/27/22)**
 6 runs in a game Rankin Woley vs. #18 Boston College (3/6/21)
 Bryson Ware vs. Alabama A&M (2/24/21)

10-game hitting streak
 15-game hitting streak **Blake Rambusch, 14 games (3/5-pres)**
 20-game hitting streak Jonah Todd, 16 games, (4/8-5/7/17)
 25-game hitting streak A. Grier, 22 games, (5/31/15-3/22/16)
 30-game hitting streak Justin Fradejas, 27 games (3/23-5/7/10)
 Casey Dunn, 31 games (2/22 [G1]-4/15/97)

3 doubles in a game Ryan Bliss vs. LSU (5/6/21)
 4 doubles in a game Ken Dempsey vs. Georgia (1971)

2 triples in a game Jay Gonzalez vs. Alabama State (2/28/12)
 3 triples in a game never

2 home runs in one game Kason Howell at Missouri (5/20/21)
 3 home runs in one game Tony Caldwell at Kentucky (4/9/11)

7 RBI in a game Brody Moore vs. Alabama A&M (2/24/21)
 8 RBI in a game Justin Bryant at Georgia (3/19/10)
 9 RBI in a game Hunter Morris at Georgia (3/21/10)
 10 RBI in a game Bob Berry vs. Huntington (4/15/82)

Grand slam home run
 Inside-the-park home run **Ryan Dyal vs. Rhode Island (3/6/22)**
 HR to begin game Kason Howell at Alabama (4/15/21)
 Two HR in one inning Ryan Bliss vs. #11 Ole Miss (5/25/21)
 HR in consecutive at-bats Dan Glevenyak at Jacksonville State (8th) (5/7/13)
 HR in three consecutive at-bats Steven Williams vs. Texas A&M (5/15/21)
 HR in consecutive games Edouard Julien vs. Alabama A&M/at UCF (2/20-22/19)
HR in three consecutive games **Cole Foster at Texas A&M (3/26-27/22)**
 HR in three consecutive SEC games **Sonny DiChiara vs. Troy & Yale (2/23-26/22)**
 HR in four consecutive games Trent Mummy (4/17-23/10)
 HR in four consecutive SEC games Joseph Sanders (5/10-15/08)
 HR in five consecutive games Mike Bianucci (5/2-9/08)
 Walk-off HR Tim Lemons (4/6-10/85)
 Pinch-hit HR **Kason Howell vs. Yale (G1 - 2/26/22)**
 Pinch-hit grand slam Cam Hill vs. Kentucky (3/26/21)
 HR in first at-bat of season Edouard Julien vs. BYU (G1 - 3/3/18)
 HR in both games of DH Steven Williams vs. Longwood (2/17/18)
 Dylan Ingram at #7 Mississippi St. (4/29/17)

Hit for the cycle Judd Ward [3B, 1B, HR, 2B] vs. Illinois-Chicago (G1 - 2/15/20)

Hit from both sides of plate in same inning Damon Haecker [5th inn.] vs. Jacksonville St. (3/15/17)

Two hits in same inning **Cam Hill [2B, 1B] vs. Rhode Island [1st] (G2 - 3/5/22)**

Stole home
Stole two bases in a game **Josh Hall vs. Kansas State (2/20/22)**
Stole three bases in a game **Blake Rambusch vs. Rhode Island (G1 - 3/5/22)**
 Anfernee Grier vs. Southern (2/26/16)

Hit by a pitch 2 times in a game **Ryan Dyal vs. UAB (3/2/22)**
 Hit by a pitch 3+ times in a game Dan Glevenyak at Alabama (4) (4/11/14)

Scored 20 or more runs 20 vs. Wright State (2/29/20)
 Scored 25 or more runs 25 vs. Longwood (2/17/18)
 Scored 30 or more runs 33 vs. Alabama A&M (2/24/21)

Scored 5 runs in an Inning **5, vs. South Alabama (5th) (3/22/22)**
Scored 6 runs in an Inning **6, vs. #1 Ole Miss (7th) (3/18/22)**
Scored 7 runs in an Inning **7, vs. South Alabama (4th) (3/22/22)**
 Scored 8 runs in an Inning 8, at UAB (5th) (3/19/19)
Scored 9 runs in an Inning **9, vs. Rhode Island (1st) (G1 - 3/5/22)**
 Scored 10+ runs in an Inning 14, vs. Alabama A&M (4th) (2/24/21)
 Recorded 10+ hits in an Inning 11, vs. Furman (5th) (2/12/00)
 Scored in every inning vs. Coppin State (3/18/14)

Recorded 15-19 hits **15, vs. South Alabama (3/22/22)**
 Recorded 20 or more hits 27, vs. Alabama A&M (2/24/21)

Hit 3 or more home runs in an inning 3, vs. Northeastern (6th) (G1 - 3/10/18)
Hit 3 or more home runs in a game **4, vs. Rhode Island (3/6/22)**
 Hit 5 or more home runs in a game 6, vs. Texas A&M (5/15/21)
 Hit 7 or more home runs in a game 7, vs. Mississippi State (5/8/10)
 Hit back-to-back home runs R. Woley & S. Williams vs. Samford (3rd) (4/20/21)
 Hit back-to-back-to-back home runs R. Bliss, T. Miller & R. Woley vs. Texas A&M (1st) (5/15/21)

Had 5 doubles **5, vs. Yale (2/25/22)**
 Had 6 doubles 6, vs. Jacksonville State (4/21/21)
 Had 7 doubles 7, vs. Chicago State (3/8/20)
 Had 8 doubles 8, vs. BYU (G1 - 3/3/18)
 Had 9+ doubles 11, vs. Alabama A&M (2/24/21)

Stole 5 bases in a game 5, vs. Bethune-Cookman (5/6/14)
 Stole 6 bases in a game 6, vs. #21 Tennessee (3/17/19)
 Stole 7 bases in a game 7, vs. Presbyterian (5/8/12)
 Stole 8 bases in a game 8, vs. Alcorn State (2/22/12)

Walked 10+ times **12, vs. #1 Ole Miss (3/18/22)**
 Did not strike out in a game vs. Belmont (3/11/12)

PITCHING SUPERLATIVES

INDIVIDUAL
 Nine-inning no-hitter Casey Mize vs. Northeastern (3/9/18)
 Nine-inning no-hitter (combined) Mike Mueller [2.0], Lee Carter [1.0],
 Brandon Channell [1.0], Reid Price [1.0], Andrew Skinner [1.0], Arnold Hughey [1.0], Ken Clayton [1.0], Cory Duettt [0.2], Sean Jones [0.1] vs. UAB (3/19/02)

Seven-inning no-hitter Jason Johnson vs. LaGrange College (4/30/91)

Nine-inning perfect game Eric Brandon vs. Murray State (3/2/02)
 Seven-inning perfect game Jason Johnson vs. LaGrange College (4/30/91)

Nine-inning one-hitter (individual) Keegan Thompson vs. Presbyterian (3/1/14)
 Nine-inning one-hitter (combined) Tanner Burns [7.0], Cody Greenhill [2.0] vs. Chicago State (3/6/20)

Five-inning one-hitter Kevin Davis [3.2], Jacob Milliman [1.1], vs. Radford (2/22/15)

Nine-inning two-hitter Tanner Burns [9.0] vs. Cincinnati (3/1/19)

Complete game Jack Owen vs. UTSA (3/9/19)
 Complete game shutout Jack Owen vs. UTSA (3/9/19)
 Consecutive complete games K. Thompson vs. Arkansas & LSU (4/4 & 4/11/15)

Struck out 10 batters 10 by Tanner Burns vs. Chicago State (3/6/20)
Struck out 11 batters **11 by Jordan Armstrong vs. Yale (2/25/22)**
 Struck out 12 batters 12 by Casey Mize at Kentucky (3/23/18)
 Struck out 13 batters 13 by Casey Mize vs. Texas A&M (3/16/18)
 Struck out 15 batters 15 by Tanner Burns vs. Cincinnati (3/1/19)

TEAM
Struck out 15+ batters **Jor. Armstrong [11], Joh. Armstrong [2], Allsup [2], Swilling [1], Bosse [3] vs. Yale (2/25/22)**
 Struck out 20+ batters Fuller [4], Watson [4], Anderson [3], Greenhill [4], Skipper [3], Wade [2] vs. #9 Arkansas (4/5/19)
 vs. Ga State, at Missouri (4/5-7/16)
 vs. #24 Missouri (5/21/21)
 vs. #13 Arkansas (5/25/17)

Struck out 15 batters consecutive games vs. Ga State, at Missouri (4/5-7/16)
Shut out an opponent **12-0 [7] vs. Rhode Island (G2 - 3/5/22)**
Consecutive shutouts **16-0 / 12-0 [7] vs. Rhode Island (3/5/22)**
 Three straight shutouts 2-0 vs. UT Martin / 6-0 vs. UTSA / 5-0 vs. UTSA (3/6-9/19)
 Shut out an SEC opponent 3-0 at Missouri (5/21/21)
 Shut out an SEC opponent on the road 3-0 at Missouri (5/21/21)
 Consecutive SEC shutouts 5-0 and 4-0 at Miss. State (3/27-28/15)
 Consecutive SEC shutouts on the road 5-0 and 4-0 at Miss. State (3/27-28/15)
Was shut out **3-0 vs. Oklahoma (2/18/22)**
 Was held to one hit vs. #24 Missouri (4/1/18)
 Was no hit vs. #13 Arkansas (5/25/17)

FIELDING SUPERLATIVES
2 errors in a game **Jake Wyandt vs. #1 Ole Miss (3/17/22)**
 3 errors in a game Luke Jarvis vs. Presbyterian (3/11/07)
 4 errors in a game Brett Burnham at Alabama (4/5/00)

3 double plays turned in a game **vs. Middle Tennessee (G2 - 3/13/22)**
 4 double plays turned in a game at #1 Arkansas (4/3/21)
 5 double plays turned in a game never

Triple play (Auburn) vs. Memphis (5/22/78)
 Triple play (Opponent) at Florida [4th] (3/15/08)

Threw a runner out at HP to end game Will Holland vs. Presbyterian (3/12/17)

MISC. SUPERLATIVES
 Won 10 or more consecutive games 15 (2/24-3/22/19)
 Won 15 or more consecutive games 15 (2/24-3/22/19)
 Won 8 or more consecutive SEC games 9 (4/1-21/95)
 Lost 5 or more consecutive games 5 (4/2-11/21)

Home winning streak 21 (1964-66)
 Road winning streak 14 (1967/1995)
 Season-opening winning streak 17 (2/7-3/5/97)

Extra-innings victory **6-5, at Texas A&M [10 inn] (3/25/22)**
Extra-innings loss **4-5, at Texas A&M [11 inn] (3/26/22)**

Swept a 3-game series vs. Presbyterian (2/19-21/21)
 Swept a road series at Alabama (4/20-21/18)
 Swept a road SEC series at Alabama (4/20-21/18)
 Swept a SEC series vs. #21 Tennessee (3/15-17/19)

Swept a 4-game series **Rhode Island (3/4-6/22)**
Swept a doubleheader **Rhode Island (3/5/22)**

Allowed 3 runs or fewer in a three-game series 2, vs. Chicago State (3/6-8/20)
Allowed 3 runs or fewer in a four-game series **3, vs. Rhode Island (3/4-6/22)**
 Allowed 3 runs or fewer in a SEC series 3 vs. Miss. State (3/27-29/15)
 Allowed 4 runs or fewer in a series 3 vs. UTSA (3/8-9/19)
 Allowed 4 runs or fewer in a SEC series 4, vs. Georgia (4/23-25/15)
 Allowed 3 runs or fewer in a road series 3 vs. Miss. State (3/27-29/15)
 Allowed 3 runs or fewer in a SEC road series 3 vs. Miss. State (3/27-29/15)

Overcome a deficit of 7+ runs 7 runs, [7-0, 12-8] vs. Florida A&M (2/22/17)

Won a 1-0 game vs. Mercer (5/30/15) [NCAA Regional]
 Lost a 1-0 game vs. Ohio State (2/15/14)

Walk-off win **vs. Yale [9 inn.] (G1 - 2/26/22)**
Walk-off loss **at Texas A&M [11 inn.] (3/26/22)**

54 • K. COPELAND LHP

6-2 • 178 • SO • Mobile, Ala. • Pensacola State
• 2021 NJCAA Third Team All-America and Florida Panhandle Conference Pitcher of the Year
• Ranked fourth in NJCAA in ERA in 2021

CAREER STATISTICS
YEAR ERA W-L G/S IP H R ER BB K BAA
2021* 1.74 7-1 12/8 57.0 43 14 11 16 81 .211
2022 0.00 0-0 1/1 2.1 5 1 0 2 1 .455
TOTAL 1.67 7-1 13/9 59.1 48 15 11 18 82 --

SEASON HIGHS CAREER HIGHS
IP: 2.1, vs. Alabama State (3/1) 7.0, two times
H: 5, vs. Alabama State (3/1) 11, at Chipola (3/20/21)
R: 1, vs. Alabama State (3/1) 4, two times
ER: -- 4, vs. Miami-Dade (5/6/21)
K: 1, vs. Alabama State (3/1) 12, at NW FL State (4/30/21)
BB: 2, vs. Alabama State (3/1) 2, seven times
PC: 52, vs. Alabama State (3/1) 52, vs. Alabama State (3/1/22)

57 • TYLER DRABICK RHP

6-2 • 193 • GR • Canton, Ohio • Lipscomb
• Struck out a pair in a scoreless inning vs. Ole Miss (3/18)
• Earned the win and matched a career best with five strikeouts in his Auburn debut vs. Alabama State (3/1)
• Rated by Baseball America as the No. 94 impact transfer

CAREER STATISTICS
YEAR ERA W-L G/S IP H R ER BB K BAA
2018* 3.52 0-0 11/1 15.1 12 7 6 6 14 .203
2019* 3.73 1-0 14/0 31.1 20 20 13 15 29 .163
2020* 11.57 0-1 5/0 4.2 10 6 6 2 3 .435
2021* 2.81 1-0 23/0 32.0 20 11 10 13 46 .180
2022 5.79 1-0 5/0 4.2 3 3 3 5 8 .188
TOTAL 3.89 3-1 58/1 88.0 65 47 38 41 100 --

SEASON HIGHS CAREER HIGHS
IP: 2.1, vs. Alabama State (3/1) 3.2, vs. Toledo (5/3/19)
H: 1, three times 5, two times
R: 2, vs. S. Alabama (3/22) 5, at Northern Illinois (4/19/19)
ER: 2, vs. S. Alabama (3/22) 5, at Northern Illinois (4/19/19)
K: 5, vs. Alabama State (3/1) 5, four times
BB: 2, vs. Alabama State (3/1) 2, eight times
PC: 46, vs. Alabama State (3/1) 46, vs. Alabama State (3/1/22)

14 • BROOKS FULLER LHP

6-3 • 210 • SR • Auburn, Ala. • Auburn

CAREER STATISTICS
YEAR ERA W-L G/S IP H R ER BB K BAA
2019 4.50 2-2 20/8 44.0 39 30 22 35 36 .239
2020 2.25 1-1 3/2 8.0 11 3 2 1 7 .333
2021 8.50 0-0 16/0 18.0 24 18 17 17 20 .316
2022 40.50 0-0 3/0 1.1 6 6 6 4 2 .600
TOTAL 5.93 3-3 42/10 71.1 80 57 47 57 65 .284

SEASON HIGHS CAREER HIGHS
IP: 1.0, vs. Troy (2/23) 6.0, at Texas A&M (4/13/19)
H: 3, vs. Alabama State (3/1) 5, three times
R: 4, vs. Alabama State (3/1) 5, vs. Baylor (2/27/21)
ER: 4, vs. Alabama State (3/1) 5, vs. Baylor (2/27/21)
K: 2, vs. Troy (2/23) 6, vs. Ole Miss (4/20/19)
BB: 2, vs. Alabama State (3/1) 4, at South Carolina (3/30/19)
PC: 27, vs. Alabama State (3/1) 93, at Texas A&M (4/13/19)

45 • J. GONZALEZ RHP

6-4 • 230 • SO • Humacao, PR • Leadership CA
• Turned in his second scoreless start and logged a career best 6.2 innings vs. URI (3/5)
• Struck out a career best eight in the outing
• Rated by Baseball America as the No. 41 college prospect for the 2023 MLB Draft

CAREER STATISTICS
YEAR ERA W-L G/S IP H R ER BB K BAA
2021 6.17 2-3 21/5 42.1 51 30 29 10 30 .293
2022 1.72 2-0 4/4 15.2 15 3 3 5 15 .273
TOTAL 4.97 4-3 25/9 58.0 66 33 32 15 45 .288

SEASON HIGHS CAREER HIGHS
IP: 6.2, vs. Rhode Island (3/5) 6.2, vs. Rhode Island (3/5/22)
H: 7, vs. Yale (2/26) 8, vs. Kentucky (3/27/21)
R: 3, vs. Yale (2/26) 9, vs. Miss. State (4/11/21)
ER: 2, vs. Yale (2/26) 9, vs. Miss. State (4/11/21)
K: 8, vs. Rhode Island (3/5) 8, vs. Rhode Island (3/5/22)
BB: 3, vs. Texas Tech (2/19) 5, at Arkansas (4/3/21)
PC: 89, vs. Rhode Island (3/5) 89, vs. Rhode Island (3/5/22)

9 • CADE GRANZOW RHP

6-3 • 220 • FR • Franklin, Tenn. • Brentwood
• Didn't allow a run in his first four appearances
• Pitched a season high 1.2 innings vs. S. Alabama (3/22)

CAREER STATISTICS
YEAR ERA W-L G/S IP H R ER BB K BAA
2022 1.69 0-0 5/0 5.1 5 1 1 1 4 .278

SEASON HIGHS CAREER HIGHS
IP: 1.2, vs. S. Alabama (3/22) 1.2, vs. S. Alabama (3/22/22)
H: 2, vs. S. Alabama (3/22) 2, vs. S. Alabama (3/22/22)
R: 1, vs. S. Alabama (3/22) 1, vs. S. Alabama (3/22/22)
ER: 1, vs. S. Alabama (3/22) 1, vs. S. Alabama (3/22/22)
K: 2, vs. Rhode Island (3/5) 2, vs. Rhode Island (3/5/22)
BB: 1, vs. Yale (2/26) 1, vs. Yale (2/26/22)
PC: 24, vs. S. Alabama (3/22) 24, vs. S. Alabama (3/22/22)

43 • CHASE ISBELL RHP

6-2 • 198 • JR • Springville, Ala. • Samford
• Made his AU debut and threw a scoreless inning with a strikeout vs. S. Alabama (3.22)
• Pitched a season-high 2.1 innings and struck out three in the middle game at AGM (3/26)
• Coming off partial Tommy John surgery

CAREER STATISTICS
YEAR ERA W-L G/S IP H R ER BB K BAA
2020* 3.38 1-0 5/0 5.1 3 4 2 7 6 .167
2021* 2.32 4-2 26/0 31.0 19 9 8 13 44 .173
2022 2.70 0-1 2/0 3.1 3 1 1 0 4 .231
TOTAL 2.50 5-3 33/0 39.2 25 14 11 20 54 --

SEASON HIGHS CAREER HIGHS
IP: 2.1, at Texas A&M (3/26) 3.0, at ETSU (5/21/21)
H: 2, at Texas A&M (3/26) 4, at Wofford (4/20/21)
R: 1, at Texas A&M (3/26) 3, at Wofford (4/20/21)
ER: 1, at Texas A&M (3/26) 3, at Wofford (4/20/21)
K: 3, at Texas A&M (3/26) 6, at ETSU (5/21/21)
BB: -- 2, four times
PC: 45, at Texas A&M (3/26) 57, at ETSU (5/21/21)

28 • NATE LARUE RHP/C

6-3 • 217 • JR • Mobile, Ala. • McGill-Toolen

CAREER STATISTICS
YEAR ERA W-L G/S IP H R ER BB K BAA
2021 9.00 0-0 1/0 1.0 2 1 1 0 1 .500
2022 1.69 0-0 5/0 5.1 7 1 1 3 4 .318
TOTAL 2.84 0-0 6/0 6.1 9 2 2 3 5 .346

SEASON HIGHS CAREER HIGHS
IP: 2.0, vs. Alabama State (3/1) 2.0, vs. Alabama State (3/1/22)
H: 2, two times 2, three times
R: 1, vs. MTSU (3/13) 1, two times
ER: 1, vs. MTSU (3/13) 1, two times
K: 2, vs. Alabama State (3/1) 2, vs. Alabama State (3/1/22)
BB: 2, vs. Alabama State (3/1) 2, vs. Alabama State (3/1/22)
PC: 37, vs. Alabama State (3/1) 37, vs. Alabama State (3/1/22)

CAREER STATISTICS
YEAR AVG GP-GS AB R H 2B 3B HR RBI SB-A
2020 .294 8-3 17 6 5 1 0 0 2 0-0
2021 .219 16-10 32 8 7 2 0 2 5 0-0
2022 .250 13-6 28 6 7 2 0 1 9 0-0
TOTAL .247 37-19 77 20 19 5 0 3 16 0-0

SEASON HIGHS CAREER HIGHS
AB: 5, at Texas A&M (3/27) 5, two times
R: 2, at Texas A&M (3/27) 2, four times
H: 3, at Texas A&M (3/27) 2, two times
2B: 1, two times 1, five times
HR: 1, at Texas A&M (3/27) 1, three times
RBI: 5, at Texas A&M (3/27) 5, at Texas A&M (3/27/22)

20 • HAYDEN MULLINS LHP

6-0 • 194 • JR • Gallatin, Tenn. • Hendersonville

• Earned his first career SEC win in a career best 5.0 innings against No. 1 Ole Miss (3/18)
• Allowed one run in 3.0 IP with no walks and 5 Ks prior to exiting the series opener at AGM (3/25)
• Rated by D1 Baseball as the No. 72 SEC prospect

CAREER STATISTICS
YEAR ERA W-L G/S IP H R ER BB K BAA
2020 3.68 1-0 5/0 7.1 4 3 3 6 10 .174
2021 2.38 2-0 7/0 11.1 10 4 3 4 19 .222
2022 3.52 2-1 6/3 15.1 11 6 6 9 16 .212
TOTAL 3.18 5-1 18/3 34.0 25 13 12 19 45 .208

SEASON HIGHS CAREER HIGHS
IP: 5.0, vs. Ole Miss (3/18) 5.0, vs. Ole Miss (3/18/22)
H: 4, at Texas A&M (3/25) 4, at Texas A&M (3/25/22)
R: 3, vs. OU (2/18) 3, two times
ER: 3, vs. OU (2/18) 3, two times
K: 5, two times 8, at UAB (3/9/21)
BB: 4, vs. Ole Miss (3/18) 4, vs. Ole Miss (3/18/22)
PC: 88, vs. Ole Miss (3/18) 88, vs. Ole Miss (3/18/22)

47 • TOMMY SHEEHAN LHP

6-0 • 209 • GR • Brielle, N.J. • Notre Dame
• Earned the 3.0-inning save in his first career relief appearances against URI (3/6)
• Earned his first AU win in 3.2 IP vs. MTSU (3/13)
• Rated by D1 Baseball as the No. 34 impact transfer

CAREER STATISTICS
YEAR ERA W-L G/S IP H R ER BB K BAA
2018* 5.74 2-4 14/14 62.2 62 43 40 41 27 .264
2019* 4.58 5-6 15/15 92.1 100 62 47 23 62 .268
2020* 2.70 3-0 4/4 23.1 18 7 7 5 22 .202
2021* 6.75 0-1 2/2 8.0 10 6 6 5 10 .303
2022 6.91 1-0 6/3 14.1 14 11 11 11 11 .264
TOTAL 4.93 11-11 41/37 200.2 204 129 111 85 132 --

SEASON HIGHS CAREER HIGHS
IP: 3.2, vs. MTSU (3/13) 9.0, two times
H: 5, vs. Ole Miss (3/19) 13, vs. North Carolina (4/13/19)
R: 5, at Texas A&M (3/27) 11, vs. North Carolina (4/13/19)
ER: 5, at Texas A&M (3/27) 8, vs. North Carolina (4/13/19)
K: 5, vs. Rhode Island (3/6) 9, at UAB (2/14/20)
BB: 4, at Texas A&M (3/27) 6, vs. Purdue (2/24/18)
PC: 52, vs. MTSU (3/13) 112, vs. North Carolina (4/13/19)

29 • CARSON SKIPPER LHP

6-2 • 211 • SR • Trussville, Ala. • Hewitt-Trussville
• Turned in 4.0 scoreless and earned the win in the series opener against URI (3/4)
• Pitched a career high 5.2 IP in the series opener against Middle Tennessee (3/11)
• Named to the NCBWA Stopper of the Year watch list for the second straight season

CAREER STATISTICS
YEAR ERA W-L G/S IP H R ER BB K BAA
2019 7.46 3-3 17/8 35.0 45 33 29 23 38 .306
2020 1.00 0-0 7/0 9.0 5 1 1 3 12 .167
2021 4.25 2-2 19/0 29.2 29 16 14 9 37 .248
2022 2.95 1-0 7/0 21.1 19 12 7 5 19 .235
TOTAL 4.83 6-5 50/8 95.0 98 62 51 40 106 .261

SEASON HIGHS CAREER HIGHS
IP: 5.2, vs. MTSU (3/11) 5.2, vs. MTSU (3/11/22)
H: 6, vs. MTSU (3/11) 6, vs. MTSU (3/11/22)
R: 5, vs. Ole Miss (3/17) 5, three times
ER: 4, at Texas A&M (3/25) 5, vs. Arkansas (4/5/19)
K: 4, three times 8, vs. AAMU (2/19/19)
BB: 2, two times 4, at Georgia Tech (4/16/19)
PC: 71, vs. MTSU (3/11) 78, vs. Arkansas (4/5/19)

32 • CARSON SWILLING RHP

5-11 • 196 • SO • Smiths Station, Ala. • Smiths

• Pitched a season-high 3.1 scoreless innings and struck out four vs. Ole Miss (3/17)

CAREER STATISTICS
YEAR ERA W-L G/S IP H R ER BB K BAA
2021 3.34 1-2 21/0 29.2 28 15 11 14 33 .248
2022 4.05 0-2 8/0 13.1 9 6 6 9 18 .196
TOTAL 3.56 1-4 29/0 43.0 37 21 17 23 51 .233

SEASON HIGHS CAREER HIGHS
IP: 3.1, vs. Ole Miss (3/17) 3.2, at Lipscomb (3/16/21)
H: 3, at Texas A&M (3/26) 5, at Lipscomb (5/1/21)
R: 2, two times 3, three times
ER: 2, two times 3, two times
K: 5, at Texas A&M (3/26) 5, two times
BB: 2, three times 3, two times
PC: 58, vs. Ole Miss (3/17) 67, at Georgia (5/1/21)

22 • GARRETT WADE LHP

6-3 • 199 • R-JR • Hartselle, Ala. • Hartselle

• Made his first appearance since March 2020 vs. TTU

CAREER STATISTICS
YEAR ERA W-L G/S IP H R ER BB K BAA
2019 4.86 3-0 15/7 33.1 33 23 18 27 41 .260
2020 0.00 0-0 4/0 4.0 1 0 0 4 5 .100
2022 10.80 0-0 4/0 1.2 0 2 2 3 3 .000
TOTAL 4.62 3-0 23/7 39.0 34 25 20 34 49 .239

SEASON HIGHS CAREER HIGHS
IP: 1.0, vs. UAB (3/2) 5.0, two times
H: -- 6, vs. JSU (4/9/19)
R: 1, two times 5, vs. JSU (4/9/19)
ER: 1, two times 5, vs. JSU (4/9/19)
K: 1, three times 8, two times
BB: 2, vs. Texas Tech (2/19) 5, vs. Alabama (3/26/19)
PC: 15, vs. Texas Tech (2/19) 91, at South Alabama (3/12/19)

SUPERLATIVES AND MISCELLANEOUS NOTES

STARTS BY POSITION

STARTING PITCHER

Trace Bright	6	2-4
Mason Barnett	4	3-1
Joseph Gonzalez	4	4-0
Jordan Armstrong	3	2-1
Tommy Sheehan	3	2-1
Hayden Mullins	2	2-0
Konner Copeland	1	1-0

CATCHER

Jake Wyandt	12	10-2
Ryan Dyal	9	5-4
Nate LaRue	3	2-1

FIRST BASE

Sonny DiChiara	19	14-5
Cam Hill	5	3-2

SECOND BASE

Cole Foster	18	14-4
Garrett Farquhar	5	3-2
Brooks Carlson	1	0-1

THIRD BASE

Blake Rambusch	21	15-6
Garrett Farquhar	3	2-1

SHORTSTOP

Brody Moore	23	16-7
Garrett Farquhar	1	1-0

LEFT FIELD

Ryan Dyal	11	8-3
Mike Bello	4	3-1
Brayton Brown	3	2-1
Josh Hall	3	2-1
Bryson Ware	3	2-1

CENTER FIELD

Kason Howell	24	17-7
--------------	----	------

RIGHT FIELD

Bryson Ware	17	13-4
Blake Rambusch	3	2-1
Josh Hall	2	1-1
Mike Bello	2	1-1

DESIGNATED HITTER

Brooks Carlson	9	7-2
Cam Hill	8	5-3
Ryan Dyal	3	3-0
Nate LaRue	3	2-1
Sonny DiChiara	1	0-1

2022 AUBURN & OPPONENT HIGHS

TEAM BATTING

	AUBURN	OPPONENT
Runs in a game	19, vs. Ole Miss (3/18)	15, Ole Miss (3/19)
Runs in an inning	9, vs. Rhode Island [1st] (G2 - 3/5)	6, Ole Miss [6th] (3/17)
Most Hits in a game	17, UAB (3/2)	19, Ole Miss (3/19)
Fewest Hits in a game	3, two times	1, Rhode Island (G2 - 3/5)
Hits in an inning	7, vs. Rhode Island [1st] (G2 - 3/5)	5, three times
2B in a game	5, vs. Yale (2/25)	6, Ole Miss (3/19)
3B in a game	1, four times	1, Yale (G1 - 2/26)
HR in a game	4, vs. Rhode Island (3/6)	3, three times
SB in a game	2, four times	6, Yale (G1 - 2/26)
LOB in a game	17, vs. K-State (2/20)	13, Alabama State (3/1)
K in a game	17, vs. K-State (2/20)	19, Yale (2/25)
BB in a game	12, two times	9, Yale (G2 - 2/26)

TEAM PITCHING

	AUBURN	OPPONENT
K in a game	19, vs. Yale (2/25)	17, K-State (2/20)
BB in a game	9, vs. Yale (G2 - 2/26)	12, two times
Pitchers used	9, vs. S. Alabama (3/22)	10, UAB (3/2)
Total Quality Starts	4	1

TEAM FIELDING

	AUBURN	OPPONENT
Errors in a game	5, vs. Ole Miss (3/17)	5, Alabama State (3/1)
DP turned in a game	3, vs. MTSU (G2 - 3/13)	2, three times

IND. BATTING

	AUBURN	OPPONENT
Hits in a game	4, Rambusch vs. OM (3/18)	3, 12 times
Runs in a game	4, three times	4, Gonzalez [OM] (3/19)
2B in a game	2, five times	2, seven times
3B in a game	1, four times	1, Swank [Yale] (G1 - 2/26)
HR in a game	1, 26 times	2, Gonzalez [OM] (3/17)
RBI in a game	6, Ware, two times	4, Elko [OM] (3/19)
XBH in a game	3, Ware vs. UAB (3/2)	2, 12 times
SB in a game	2, Rambusch, two times	3, Swank [Yale] (G1 - 2/26)
BB in a game	3, four times	4, Sanders [MTSU] (G2 - 3/13)
HBP in a game	2, three times	2, two times
K in a game	4, Howell at TAMU (3/25)	4, three times
Hitting Streak	14, Rambusch (current)	3, 12 times
Consec. G w/HR	3, DiChiara vs. Troy/Yale (2/23-25)	2, two times

IND. PITCHING

	AUBURN	OPPONENT
K by a starter	11, Armstrong vs. Yale (2/25)	10, Dallas [TAMU] (3/26)
K by a reliever	5, four times	6, two times
BB by a starter	4, two times	5, Picone [URI] (G1 - 3/5)
BB by a reliever	2, 17 times	6, Capell [Yale] (G2 - 2/26)
IP by a starter	6.2, Gonzalez vs. URI (G1 - 3/5)	7.0, Dallas [TAMU] (3/26)
IP by a reliever	5.2, Skipper vs. MTSU (3/11)	4.1, Wigginton [MTSU] (G2 - 3/13)

MISCELLANEOUS

	AUBURN
Biggest comeback win	6, vs. S. Alabama (3/22)
Biggest blown lead loss	4, at Texas A&M (3/26)
Largest margin of victory	16, vs. Rhode Island (G1 - 3/5)
Largest margin of defeat	13, vs. Ole Miss (3/19)
Longest game, Time	4:09, vs. S. Alabama (3/22)
Longest game, Time (9 inn)	4:09, vs. S. Alabama (3/22)
Shortest game, Time (9 inn)	2:43, vs. Texas Tech (2/19)
Longest game, Innings	11, at Texas A&M (3/26)
Largest crowd, Home	4,096, vs. Ole Miss (3/19)
Largest crowd, Road	7,492, at Texas A&M (3/25)
Largest crowd, Neutral	10,515, vs. Texas Tech (2/19)

STARTS BY ORDER

LEADOFF

Blake Rambusch	24	17-7
----------------	----	------

2ND SPOT

Kason Howell	18	12-6
Brody Moore	6	5-1

3RD SPOT

Sonny DiChiara	18	14-4
Ryan Dyal	4	2-2
Cam Hill	2	2-0

CLEANUP

Brooks Carlson	9	7-2
Ryan Dyal	9	7-2
Cam Hill	4	3-1
Sonny DiChiara	2	0-2

5TH SPOT

Bryson Ware	8	5-3
Brody Moore	7	5-2
Nate LaRue	3	2-1
Ryan Dyal	2	2-0
Kason Howell	2	2-0
Cole Foster	1	1-0
Cam Hill	1	0-1

6TH SPOT

Bryson Ware	7	5-2
Brody Moore	6	4-2
Ryan Dyal	4	3-1
Cam Hill	2	1-1
Kason Howell	2	1-1
Mike Bello	1	1-0
Garrett Farquhar	1	1-0
Cole Foster	1	1-0

7TH SPOT

Bryson Ware	5	5-0
Cole Foster	4	4-0
Brody Moore	4	2-2
Cam Hill	3	2-1
Ryan Dyal	2	2-0
Nate LaRue	2	1-1
Brayton Brown	1	0-1
Brooks Carlson	1	0-1
Garrett Farquhar	1	0-1
Kason Howell	1	1-0

8TH SPOT

Cole Foster	11	7-4
Garrett Farquhar	4	3-1
Brayton Brown	2	2-0
Mike Bello	2	2-0
Ryan Dyal	2	1-1
Cam Hill	1	0-1
Kason Howell	1	1-0
Nate LaRue	1	1-0

9TH SPOT

Jake Wyandt	12	10-2
Josh Hall	5	3-2
Mike Bello	3	1-2
Garrett Farquhar	3	2-1
Cole Foster	1	1-0

PITCHING NOTES

2022 BULLPEN BY NUMBERS

Total App.....	91
Saves/Opp.....	5/7
IR/IRS.....	56/25
BA Against.....	.231
ERA.....	3.91

SAVES/OPP

Blake Burkhalter.....	4/4
Parker Carlson.....	0/1
Hayden Mullins.....	0/1
Tommy Sheehan.....	1/1

INHERITED RUNNERS/SCORED

Chase Allsup.....	2/2
John Armstrong.....	15/9
Jordan Armstrong.....	1/1
Mason Barnett.....	2/2
Ben Bosse.....	4/0
Blake Burkhalter.....	8/1
Tyler Drabick.....	4/0
Brooks Fuller.....	3/1
Cade Granzow.....	4/3
Nate LaRue.....	2/1
Tommy Sheehan.....	2/2
Carson Skipper.....	5/3
Carson Swilling.....	4/0

1ST BATTER FACED/RETIRED

Chase Allsup.....	8/3
John Armstrong.....	9/7
Jordan Armstrong.....	3/2
Mason Barnett.....	4/2
Ben Bosse.....	6/3
Blake Burkhalter.....	11/9
Parker Carlson.....	4/4
Tyler Drabick.....	5/2
Brooks Fuller.....	3/1
Cade Granzow.....	5/4
Chase Isbell.....	2/2
Nate LaRue.....	5/1
Hayden Mullins.....	3/1
Tommy Sheehan.....	3/1
Carson Skipper.....	7/7
Carson Swilling.....	8/6
Garrett Wade.....	4/2

RELIEF ERA

Cam Hill.....	0.00
Jordan Armstrong.....	1.08
Cade Granzow.....	1.69
Nate LaRue.....	1.69
Chase Allsup.....	2.00
Mason Barnett.....	2.57
Chase Isbell.....	2.70
Carson Skipper.....	2.95
Blake Burkhalter.....	3.71
John Armstrong.....	3.86
Carson Swilling.....	4.05
Ben Bosse.....	4.50
Tommy Sheehan.....	4.82
Tyler Drabick.....	5.79
Parker Carlson.....	7.94
Hayden Mullins.....	8.31
Garrett Wade.....	10.80
Brooks Fuller.....	40.50

2022 Auburn Baseball
Team Game-by-Game for Auburn (as of Mar 27, 2022)
Pitching (All games)

Date	Opponent	ip	h	r	er	bb	so	2b	3b	hr	wp	bk	hbp	dp	ibb	score	w-l	sv	era
Feb 18	vs Oklahoma	8.0	4	3	3	5	7	1	0	1	1	0	3	2	0	0-3	0-1	0	3.38
Feb 19	vs Texas Tech	9.0	3	1	1	7	8	0	0	0	1	0	1	1	0	2-1	1-1	1	2.12
Feb 20	vs Kansas State	9.0	3	1	0	3	10	0	0	0	0	0	0	1	0	12-1	2-1	1	1.38
Feb 23	TROY	9.0	5	1	1	4	7	0	0	0	1	0	0	0	0	13-1	3-1	1	1.29
Feb 25	YALE	9.0	4	0	0	3	19	0	0	0	2	0	1	1	0	9-0	4-1	1	1.02
Feb 26	YALE	9.0	9	3	3	3	8	2	1	0	1	0	0	0	0	4-3	5-1	1	1.36
Feb 26	YALE	10.0	8	5	5	9	12	2	0	1	4	0	0	0	0	4-5	5-2	1	1.86
Mar 01	ALABAMA STATE	9.0	13	7	6	8	12	3	0	0	3	0	1	1	0	13-7	6-2	1	2.38
Mar 02	UAB	9.0	3	1	1	2	11	1	0	0	0	0	1	1	0	16-1	7-2	1	2.22
Mar 04	RHODE ISLAND	9.0	8	2	2	2	11	2	0	1	0	0	0	0	0	7-2	8-2	2	2.20
Mar 05	RHODE ISLAND	9.0	5	0	0	2	11	0	0	0	0	0	2	1	0	16-0	9-2	2	2.00
Mar 05	RHODE ISLAND	7.0	1	0	0	0	10	0	0	0	1	0	0	1	0	12-0	10-2	2	1.87
Mar 06	RHODE ISLAND	9.0	3	1	1	4	14	0	0	1	0	0	1	0	0	14-1	11-2	3	1.80
Mar 09	vs Tennessee Tech	9.0	10	3	2	3	14	3	0	0	1	0	1	0	0	4-3	12-2	3	1.81
Mar 11	MIDDLE TENNESS	9.0	10	10	6	3	8	3	0	1	1	0	1	0	0	8-10	12-3	3	2.10
Mar 13	MIDDLE TENNESS	9.0	12	7	6	4	8	2	0	3	1	0	1	2	0	10-7	13-3	4	2.35
Mar 13	MIDDLE TENNESS	8.0	8	4	4	5	4	3	0	0	2	0	0	3	0	3-4	13-4	4	2.46
*Mar 17	OLE MISS	9.0	14	13	6	5	13	3	0	3	4	0	1	1	0	6-13	13-5	4	2.66
*Mar 18	OLE MISS	9.0	6	5	3	8	7	1	0	1	2	0	1	0	0	19-5	14-5	4	2.68
*Mar 19	OLE MISS	9.0	19	15	12	2	12	6	0	3	0	1	1	1	0	2-15	14-6	4	3.15
Mar 22	vs South Alabama	9.0	15	12	11	6	9	5	0	0	3	0	3	1	0	13-12	15-6	4	3.53
*Mar 25	at Texas A&M	10.0	11	5	5	2	12	2	0	1	2	0	3	1	0	6-5	16-6	5	3.58
*Mar 26	at Texas A&M	10.2	11	5	5	3	14	4	0	1	1	0	0	0	0	4-5	16-7	5	3.61
*Mar 27	at Texas A&M	9.0	8	9	8	7	9	1	0	1	1	0	1	2	0	13-9	17-7	5	3.80
Totals		215.2	193	113	91	100	250	44	1	18	32	1	23	20	0	210-113	17-7	5	3.80

AUBURN STARTING PITCHER BREAKDOWN

Starter	GS	Quality Starts	Run Support	RS/Start	Auburn Record
Bright	6	3	31	5.2	2-4
Gonzalez	4	1	20	5.0	4-0
Barnett	4	0	15	3.8	3-1
Armstrong	3	0	8	2.7	2-1
Mullins	3	0	13	4.3	3-0
Sheehan	3	0	7	2.3	2-1
Copeland	1	0	7	7.0	1-0

Auburn Overall Rankings

Category	Rank	No.
ERA	3.80	5th
Opp BA	.241	6th
Hits Allowed	193	8th
Walks	100	T-10th
Strikeouts	250	5th

Auburn SEC-Only Rankings

Category	Rank	No.
ERA	6.19	6th
Opp BA	.303	11th
Hits Allowed	69	12th
Walks	27	T-7th
Strikeouts	67	4th

AUBURN PITCHING BREAKDOWN

	W-L	ERA	IP	H	R	ER	BB	K	HR	AVG	W-L	ERA	IP	H	R	ER	BB	K	HR	AVG	
STARTERS	7-3	3.64	89.0	85	42	36	41	99	3	.255	HOME	11-5	3.55	142.0	128	74	56	64	167	14	.238
RELIEVERS	10-4	3.91	126.2	108	71	55	59	151	15	.231	ROAD	2-1	5.46	29.2	30	19	18	12	35	3	.275
TOTALS	17-7	3.80	215.2	193	113	91	100	250	18	.241	NEUT.	4-1	3.48	44.0	35	20	17	24	48	1	.226

HITTING NOTES

2022 MULTI-HIT GAMES

	2	3	4	5+	Total
Blake Rambusch	8	4	1	-	13
Sonny DiChiara	7	2	-	-	9
Kason Howell	2	6	-	-	8
Brody Moore	7	1	-	-	8
Ryan Dyal	6	-	-	-	6
Bryson Ware	4	2	-	-	6
Cam Hill	3	1	-	-	4
Brooks Carlson	2	1	-	-	3
Garrett Farquhar	2	-	-	-	2
Cole Foster	2	1	-	-	3
Jake Wyandt	2	-	-	-	2
Mike Bello	1	1	-	-	2
Nate LaRue	1	1	-	-	1
Josh Hall	1	-	-	-	1
Bobby Peirce	1	-	-	-	1

CAREER AUBURN MULTI-HIT GAMES

	2	3	4	5+	Total
Kason Howell	29	11	-	-	40
Brody Moore	23	6	2	-	31
Bryson Ware	11	4	-	-	15
Cam Hill	10	4	-	-	14
Blake Rambusch	8	4	1	-	13
Garrett Farquhar	8	1	-	-	9
Sonny DiChiara	7	2	-	-	9
Ryan Dyal	7	-	-	-	7
Josh Hall	5	1	-	-	6
Brooks Carlson	2	1	-	-	3
Cole Foster	3	1	-	-	4
Nate LaRue	2	1	-	-	3
Mike Bello	2	1	-	-	2
Jake Wyandt	2	-	-	-	2
Brayton Brown	1	-	-	-	1
Bobby Peirce	1	-	-	-	1

2022 MULTI-RBI GAMES

	2	3	4	5+	Total
Ryan Dyal	3	3	1	-	7
Sonny DiChiara	3	1	2	-	6
Kason Howell	5	1	-	-	6
Cole Foster	3	1	1	-	5
Blake Rambusch	4	-	1	-	5
Bryson Ware	2	-	-	2	4
Brooks Carlson	2	1	-	-	3
Garrett Farquhar	3	-	-	-	3
Jake Wyandt	1	1	1	-	3
Mike Bello	2	-	-	-	2
Cam Hill	2	-	-	-	2
Nate LaRue	1	-	-	1	2
Brody Moore	-	1	1	-	2
Brayton Brown	-	1	-	-	1
Josh Hall	1	-	-	-	1

CAREER AUBURN MULTI-RBI GAMES

	2	3	4	5+	Total
Kason Howell	8	7	-	1	16
Brody Moore	10	1	1	1	13
Bryson Ware	6	-	2	2	10
Ryan Dyal	5	3	1	-	9
Cam Hill	4	3	1	-	8
Sonny DiChiara	3	1	2	-	6
Garrett Farquhar	4	1	1	-	6
Cole Foster	3	1	1	-	5
Blake Rambusch	4	-	1	-	5
Brayton Brown	2	2	-	-	4
Brooks Carlson	2	1	-	-	3
Josh Hall	2	1	-	-	3
Nate LaRue	2	-	-	1	3
Jake Wyandt	1	1	1	-	3
Mike Bello	2	-	-	-	2
Bobby Peirce	1	-	-	-	1

CAREER AUBURN STARTS

	Career	Consec.
Kason Howell	148	72
Brody Moore	90	15
Bryson Ware	57	1
Cam Hill	43	-
Ryan Dyal	45	-
Garrett Farquhar	24	-
Blake Rambusch	24	24
Cole Foster	22	2
Sonny DiChiara	20	8
Nate LaRue	19	3
Josh Hall	15	-
Brayton Brown	14	-
Jake Wyandt	12	-
Brooks Carlson	10	1
Mike Bello	6	6

TEAM NOTES

Auburn Overall SEC Rankings			Auburn SEC-Only Rankings		
Category	Rank	No.	Category	Rank	No.
Avg.	.311	3rd	Avg.	.308	1st
Hits	259	3rd	Hits	72	1st
2B	56	4th	2B	18	1st
HR	26	9th	HR	8	T-6th
BB	129	T-4th	BB	33	3rd

2022 AUBURN HOME RUNS

No.	Player (#)	Opponent (Date)	On	Outs	Inn.	Pitcher
1	Ware (1)	Troy (2/23)	3	2	1	Fletcher (R)
2	DiChiara (1)	Troy (2/23)	2	1	2	Pettys (L)
3	DiChiara (2)	Yale (2/25)	1	1	1	Kipp (R)
4	DiChiara (3)	Yale (G1 - 2/26)	0	2	5	Walsh (R)
5	Howell (1)	Yale (G1 - 2/26)	0	0	9	Easterly (L)
6	Rambusch (1)	Yale (G2 - 2/26)	0	0	8	Capell (R)
7	Foster (1)	Alabama State (3/1)	2	1	2	A. Melendez (L)
8	DiChiara (4)	Alabama State (3/1)	0	0	7	O. Melendez (L)
9	DiChiara (5)	Rhode Island (3/4)	1	1	3	Twitchell (R)
10	Rambusch (2)	Rhode Island (G1 - 3/5)	0	0	1	Picone (R)
11	Dyal (1)	Rhode Island (G1 - 3/5)	1	2	4	Diaz (R)
12	Wyandt (1)	Rhode Island (3/6)	2	2	2	Levesque (L)
13	Carlson (1)	Rhode Island (3/6)	1	0	5	Brutti (R)
14	Dyal (2)	Rhode Island (3/6)	3	1	6	Morrison (R)
15	Farquhar (1)	Rhode Island (3/6)	1	2	7	Morrison (R)
16	Dyal (3)	Middle Tennessee (3/11)	1	1	1	Keenan (R)
17	Moore (1)	Middle Tennessee (3/11)	2	2	9	Wigginton (L)
18	DiChiara (6)	Ole Miss (3/17)	1	1	1	Gaddis (L)
19	Dyal (4)	Ole Miss (3/17)	0	1	6	DeLucia (R)
20	DiChiara (7)	Ole Miss (3/18)	1	2	4	Nichols (R)
21	Howell (2)	Ole Miss (3/18)	2	1	7	McDaniel (R)
22	Farquhar (2)	South Alabama (3/22)	0	1	5	Runyan (L)
23	Foster (2)	Texas A&M (3/26)	0	0	2	Dallas (R)
24	Bello (1)	Texas A&M (3/26)	0	0	2	Dallas (R)
25	LaRue (1)	Texas A&M (3/27)	1	2	2	Prager (L)
26	Foster (3)	Texas A&M (3/27)	1	2	5	Hector (R)

AUBURN CAREER HOME RUN BREAKDOWN

	1R	2R	3R	GS	Career	Home	Road	Last
Bello	1	--	--	--	1	--	1	3/26/22
Carlson	--	1	--	--	1	1	--	3/6/22
DiChiara	2	4	1	--	7	7	--	3/18/22
Dyal	3	3	--	1	7	6	1	3/17/22
Farquhar	1	1	--	--	2	1	1	3/22/22
Foster	1	1	1	--	3	1	2	3/27/22
Hill	2	2	--	1	5	5	--	4/25/21
Howell	4	3	2	--	9	3	6	3/18/22
LaRue	2	1	--	--	3	2	1	3/27/21
Moore	1	1	1	--	3	2	1	3/11/22
Rambusch	2	--	--	--	2	2	--	3/5/22
Ware	2	4	--	1	7	5	2	2/23/22
Wyandt	--	--	1	--	1	1	--	3/6/22

AUBURN HITTING STREAKS

	Current	'22	Career
Mike Bello	6	6	6
Luke Burk	-	1	1
Brooks Carlson	1	5	5
Sonny DiChiara	1	8	8
Ryan Dyal	-	4	4
Garrett Farquhar	-	6	6
Cole Foster	3	6	6
Josh Hall	1	3	4
Cam Hill	1	2	4
Kason Howell	3	9	9
Mason Land	-	3	3
Nate LaRue	1	2	2
Brody Moore	-	9	9
Bobby Peirce	1	1	1
Blake Rambusch	14	14	14
Bryson Ware	-	4	6
Jake Wyandt	-	7	7

AUBURN REACHED BASE STREAKS

	Current	'22	Career
Mike Bello	6	6	6
Luke Burk	-	1	1
Brooks Carlson	1	6	6
Ryan Dyal	-	15	15
Sonny DiChiara	20	20	20
Garrett Farquhar	2	7	7
Cole Foster	3	8	8
Josh Hall	1	3	5
Cam Hill	1	7	8
Kason Howell	22	22	22
Mason Land	-	4	4
Nate LaRue	3	4	7
Brody Moore	14	14	14
Bobby Peirce	1	1	1
Blake Rambusch	22	22	22
Bryson Ware	-	8	8
Jake Wyandt	-	7	7

BUNT HITS

Player	No.
Josh Hall.....	2
Cole Foster.....	1
Blake Rambusch.....	1
TOTAL	4

SAC BUNTS

Player	No.
Brayton Brown.....	1
Kason Howell.....	1
Brody Moore.....	1
Blake Rambusch.....	1
Jake Wyandt.....	1
TOTAL	5

SAC FLIES

Player	No.
Nate LaRue.....	3
Blake Rambusch.....	3
Kason Howell.....	3
Sonny DiChiara.....	2
Ryan Dyal.....	2
Cam Hill.....	1
Brody Moss.....	1
Bryson Ware.....	1
Jake Wyandt.....	1
TOTAL	17

OUTFIELD ASSISTS

Player	No.
Ryan Dyal.....	2
Bryson Ware.....	2
Kason Howell.....	1
TOTAL	5

PINCH HITS

Player	No.
Garrett Farquhar.....	2
Mason Land.....	2
Mike Bello.....	1
Luke Burk.....	1
Brooks Carlson.....	1
Cam Hill.....	1
TOTAL	8

AUBURN 2022 GAME-BY-GAME STARTING LINEUPS

DATE	OPP	1	2	3	4	5	6	7	8	9	SP
2/18	vs. Oklahoma	Rambusch	Howell	Dyal	DiChiara	Moore	Ware	Hill	Foster	Farquhar	Sheehan
2/19	vs. Texas Tech	Rambusch	Moore	DiChiara	Dyal	Howell	Ware	Foster	Farquhar	Wyandt	Gonzalez
2/20	vs. Kansas State	Rambusch	Moore	DiChiara	Dyal	LaRue	Howell	Foster	Brown	Hall	Bright
2/23	Troy	Rambusch	Howell	DiChiara	Dyal	Moore	Ware	Foster	Brown	Wyandt	Sheehan
2/25	Yale	Rambusch	Moore	DiChiara	Dyal	LaRue	Ware	Foster	Howell	Hall	Armstrong
2/26	Yale - G1	Rambusch	Moore	DiChiara	Dyal	Ware	Foster	Howell	Farquhar	Wyandt	Gonzalez
2/26	Yale - G2	Rambusch	Moore	DiChiara	Dyal	LaRue	Howell	Brown	Foster	Hall	Bright
3/1	Alabama State	Rambusch	Moore	DiChiara	Dyal	Howell	Ware	Hill	Foster	Wyandt	Copeland
3/2	UAB	Rambusch	Howell	DiChiara	Hill	Foster	Farquhar	Ware	Dyal	Wyandt	Barnett
3/4	Rhode Island	Rambusch	Howell	DiChiara	Hill	Moore	Ware	Dyal	Foster	Hall	Armstrong
3/5	Rhode Island - G1	Rambusch	Howell	DiChiara	Carlson	Ware	Dyal	Moore	Foster	Wyandt	Gonzalez
3/5	Rhode Island - G2	Rambusch	Howell	DiChiara	Hill	Ware	Moore	Dyal	Foster	Wyandt	Bright
3/6	Rhode Island	Rambusch	Howell	Hill	Carlson	Moore	Dyal	Ware	Foster	Wyandt	Mullins
3/8	vs. Tennessee Tech	Rambusch	Howell	Hill	Carlson	Moore	Dyal	Ware	Foster	Wyandt	Barnett
3/11	Middle Tennessee	Rambusch	Howell	Dyal	Carlson	Ware	Hill	Moore	Foster	Hall	Armstrong
3/13	Middle Tennessee - G1	Rambusch	Howell	Dyal	Carlson	Ware	Hill	Moore	Foster	Wyandt	Gonzalez
3/13	Middle Tennessee - G2	Rambusch	Howell	Dyal	DiChiara	Ware	Moore	Farquhar	Hill	Wyandt	Bright
3/17	Ole Miss*	Rambusch	Howell	DiChiara	Carlson	Hill	Ware	Moore	Dyal	Wyandt	Barnett
3/18	Ole Miss*	Rambusch	Howell	DiChiara	Dyal	Ware	Moore	Hill	Farquhar	Bello	Mullins
3/19	Ole Miss*	Rambusch	Howell	DiChiara	Dyal	Ware	Moore	Carlson	Farquhar	Bello	Bright
3/22	vs. South Alabama	Rambusch	Howell	DiChiara	Carlson	Dyal	Moore	Ware	Bello	Farquhar	Barnett
3/25	at Texas A&M*	Rambusch	Howell	DiChiara	Carlson	Dyal	Moore	LaRue	Bello	Farquhar	Mullins
3/26	at Texas A&M*	Rambusch	Howell	DiChiara	Hill	Moore	Dyal	LaRue	Foster	Bello	Bright
3/27	at Texas A&M*	Rambusch	Howell	DiChiara	Carlson	Moore	Bello	Ware	LaRue	Foster	Sheehan
3/29	Jacksonville State										
3/31	at LSU*										
4/1	at LSU*										
4/2	at LSU*										
4/5	at UAB										
4/8	Vanderbilt*										
4/9	Vanderbilt*										
4/10	Vanderbilt*										
4/12	Samford										
4/14	at Mississippi State*										
4/15	at Mississippi State*										
4/16	at Mississippi State*										
4/19	Alabama State										
4/22	South Carolina*										
4/23	South Carolina*										
4/24	South Carolina*										
4/26	at Jacksonville State										
4/29	at Tennessee*										
4/30	at Tennessee*										
5/1	at Tennessee*										
5/6	Arkansas*										
5/7	Arkansas*										
5/8	Arkansas*										
5/10	at Troy										
5/13	Alabama*										
5/14	Alabama*										
5/15	Alabama*										
5/17	at Samford										
5/19	at Kentucky*										
5/20	at Kentucky*										
5/21	at Kentucky*										

* - SEC Game

AUBURN 2021 GAME-BY-GAME STARTERS

DATE	OPP	SP	C	1B	2B	3B	SS	LF	CF	RF	DH
2/18	vs. Oklahoma	Sheehan	Dyal	DiChiara	Foster	Farquhar	Moore	Ware	Howell	Rambusch	Hill
2/19	vs. Texas Tech	Gonzalez	Wyandt	DiChiara	Foster	Farquhar	Moore	Ware	Howell	Rambusch	Dyal
2/20	vs. Kansas State	Bright	Dyal	DiChiara	Foster	Rambusch	Moore	Brown	Howell	Hall	LaRue
2/23	Troy	Sheehan	Wyandt	DiChiara	Foster	Rambusch	Moore	Brown	Howell	Ware	Dyal
2/25	Yale	Armstrong	Dyal	DiChiara	Foster	Rambusch	Moore	Hall	Howell	Ware	LaRue
2/26	Yale - G1	Gonzalez	Wyandt	DiChiara	Foster	Farquhar	Moore	Ware	Howell	Rambusch	Dyal
2/26	Yale - G2	Bright	Dyal	DiChiara	Foster	Rambusch	Moore	Brown	Howell	Hall	LaRue
3/1	Alabama State	Copeland	Wyandt	DiChiara	Foster	Rambusch	Moore	Dyal	Howell	Ware	Hill
3/2	UAB	Barnett	Wyandt	DiChiara	Foster	Rambusch	Farquhar	Dyal	Howell	Ware	Hill
3/4	Rhode Island	Armstrong	Dyal	DiChiara	Foster	Rambusch	Moore	Hall	Howell	Ware	Hill
3/5	Rhode Island - G1	Gonzalez	Wyandt	DiChiara	Foster	Rambusch	Moore	Dyal	Howell	Ware	Carlson
3/5	Rhode Island - G2	Bright	Wyandt	DiChiara	Foster	Rambusch	Moore	Dyal	Howell	Ware	Hill
3/6	Rhode Island	Mullins	Wyandt	Hill	Foster	Rambusch	Moore	Dyal	Howell	Ware	Carlson
3/8	vs. Tennessee Tech	Barnett	Wyandt	Hill	Foster	Rambusch	Moore	Dyal	Howell	Ware	Carlson
3/11	Middle Tennessee	Armstrong	Dyal	Hill	Foster	Rambusch	Moore	Hall	Howell	Ware	Carlson
3/13	Middle Tennessee - G1	Gonzalez	Wyandt	Hill	Foster	Rambusch	Moore	Dyal	Howell	Ware	Carlson
3/13	Middle Tennessee - G2	Bright	Wyandt	Hill	Farquhar	Rambusch	Moore	Dyal	Howell	Ware	DiChiara
3/17	Ole Miss*	Barnett	Wyandt	DiChiara	Carlson	Rambusch	Moore	Dyal	Howell	Ware	Hill
3/18	Ole Miss*	Mullins	Dyal	DiChiara	Farquhar	Rambusch	Moore	Bello	Howell	Ware	Hill
3/19	Ole Miss*	Bright	Dyal	DiChiara	Farquhar	Rambusch	Moore	Bello	Howell	Ware	Carlson
3/22	vs. South Alabama	Barnett	Dyal	DiChiara	Farquhar	Rambusch	Moore	Bello	Howell	Ware	Carlson
3/25	at Texas A&M*	Mullins	LaRue	DiChiara	Farquhar	Rambusch	Moore	Dyal	Howell	Bello	Carlson
3/26	at Texas A&M*	Bright	LaRue	DiChiara	Foster	Rambusch	Moore	Dyal	Howell	Bello	Hill
3/27	at Texas A&M*	Sheehan	LaRue	DiChiara	Foster	Rambusch	Moore	Bello	Howell	Ware	Carlson
3/29	Jacksonville State										
3/31	at LSU*										
4/1	at LSU*										
4/2	at LSU*										
4/5	at UAB										
4/8	Vanderbilt*										
4/9	Vanderbilt*										
4/10	Vanderbilt*										
4/12	Samford										
4/14	at Mississippi State*										
4/15	at Mississippi State*										
4/16	at Mississippi State*										
4/19	Alabama State										
4/22	South Carolina*										
4/23	South Carolina*										
4/24	South Carolina*										
4/26	at Jacksonville State										
4/29	at Tennessee*										
4/30	at Tennessee*										
5/1	at Tennessee*										
5/6	Arkansas*										
5/7	Arkansas*										
5/8	Arkansas*										
5/10	at Troy										
5/13	Alabama*										
5/14	Alabama*										
5/15	Alabama*										
5/17	at Samford										
5/19	at Kentucky*										
5/20	at Kentucky*										
5/21	at Kentucky*										

* - SEC Game

OVERALL STATS



2022 Auburn Baseball
Overall Statistics for Auburn (as of Mar 27, 2022)
(All games Sorted by Batting avg)



Record: 17-7 Home: 11-5 Away: 2-1 Neutral: 4-1 SEC: 3-3

Player	avg	gp-gs	ab	r	h	2b	3b	hr	rbi	tb	slg%	bb	hp	so	gdp	ob%	sf	sh	sb-att	po	a	e	fld%	
17 DiChiara, Sonny	.452	20-20	62	23	28	9	0	7	21	58	.935	22	6	10	0	.609	2	0	0-0	118	9	1	.992	
1 Rambusch, Blake	.400	24-24	100	23	40	6	1	2	21	54	.540	10	6	15	0	.471	3	1	5-9	19	41	2	.968	
5 Howell, Kason	.333	24-24	96	21	32	8	1	2	21	48	.500	10	5	18	1	.412	3	1	5-6	64	1	1	.985	
19 Carlson, Brooks	.311	14-10	45	15	14	1	0	1	8	18	.400	8	1	11	1	.426	0	0	0-0	1	0	1	.500	
4 Moore, Brody	.299	23-23	87	23	26	5	0	1	9	34	.391	14	2	14	1	.408	0	1	2-2	20	41	1	.984	
16 Hill, Cam	.298	18-13	47	9	14	4	0	0	9	18	.383	8	0	14	0	.393	1	0	0-1	31	1	0	1.000	
7 Foster, Cole	.283	18-18	60	11	17	3	0	3	21	29	.483	11	3	18	1	.419	0	0	0-1	30	41	3	.959	
8 Ware, Bryson	.264	24-20	72	18	19	8	1	1	18	32	.444	8	2	23	1	.349	1	0	3-3	35	2	0	1.000	
6 Dyal, Ryan	.240	23-23	75	21	18	4	0	4	25	34	.453	13	7	23	2	.392	2	0	0-0	98	4	2	.981	

31 Bello, Mike	.423	14-6	26	11	11	3	0	1	7	17	.654	6	1	4	0	.545	0	1	0-0	14	0	1	.933	
37 Land, Mason	.300	11-0	10	2	3	0	0	0	1	3	.300	3	0	2	0	.462	0	1	0-0	3	3	0	1.000	
27 Peirce, Bobby	.300	9-0	10	1	3	0	1	0	2	5	.500	0	0	4	0	.300	0	0	0-0	2	0	0	1.000	
2 Hall, Josh	.261	16-5	23	4	6	1	0	0	2	7	.304	3	0	9	0	.346	0	0	1-1	3	0	0	1.000	
11 Farquhar, Garrett	.250	20-9	36	12	9	1	0	2	8	16	.444	4	2	2	1	.357	0	0	0-0	16	23	0	1.000	
50 Wyandt, Jake	.250	15-12	36	7	9	1	0	1	12	13	.361	4	1	14	0	.333	1	1	1-1	106	10	3	.975	
28 LaRue, Nate	.250	13-6	28	6	7	2	0	1	9	12	.429	3	1	11	0	.314	3	0	0-0	54	6	1	.984	
Brown, B.	.167	6-3	12	2	2	0	0	0	3	2	.167	2	2	7	0	.375	0	1	0-0	5	0	0	1.000	
51 Burk, Luke	.143	9-0	7	1	1	0	0	0	0	1	.143	0	0	6	0	.143	0	0	0-0	18	0	0	1.000	
72 Moss, Brody	.000	3-0	2	0	0	0	0	0	1	0	.000	0	0	1	0	.000	1	0	0-0	0	1	0	1.000	
13 Schorr, Ben	.000	1-0	0	0	0	0	0	0	0	0	.000	0	0	0	0	.000	0	0	0-0	1	0	0	1.000	
Totals	.311	24	834	210	259	56	4	26	198	401	.481	129	39	206	8	.419	17	7	17-24	647	208	19	.978	
Opponents	.241	24	801	113	193	44	1	18	100	293	.366	100	23	250	13	.338	10	3	17-25	609	194	20	.976	

LOB - Team (208), Opp (179). DPs turned - Team (20), Opp (12). CI - Team (2), Dyal, R. 1, LaRue, N. 1, Opp (1). IBB - Team (8), DiChiara, S. 4, Dyal, R. 2, Rambusch, B. 1, Hill, C. 1.

(All games Sorted by Earned run avg)

Player	era	w-l	app	gs	cg	sho	sv	ip	h	r	er	bb	so	2b	3b	hr	b/avg	wp	hp	bk	sfa	sha		
21 Bright, Trace	2.23	2-1	6	6	0	0/1	0	32.1	23	12	8	12	34	7	0	0	.197	3	0	0	0	0		
29 Skipper, Carson	2.95	1-0	7	0	0	0/0	0	21.1	19	12	7	5	19	6	0	3	.235	2	2	0	1	0		
52 Armstrong, Jordan	3.63	2-1	6	3	0	0/1	0	17.1	20	7	7	5	26	5	0	1	.290	3	4	1	0	0		
40 Burkhalter, Blake	3.71	3-0	11	0	0	0/0	4	17.0	11	8	7	1	24	2	0	3	.175	0	2	0	0	0		
18 Barnett, Mason	5.66	1-1	8	4	0	0/0	0	20.2	21	14	13	9	24	6	0	3	.269	2	1	0	2	0		

54 Copeland, Konner	0.00	0-0	1	1	0	0/0	0	2.1	5	1	0	2	1	0	0	0	.455	0	0	0	0	0		
16 Hill, Cam	0.00	0-0	1	0	0	0/1	0	1.0	0	0	0	0	1	0	0	0	.000	0	1	0	0	0		
9 Granzow, Cade	1.69	0-0	5	0	0	0/1	0	5.1	5	1	1	1	4	0	0	0	.278	2	1	0	1	0		
28 LaRue, Nate	1.69	0-0	5	0	0	0/0	0	5.1	7	1	1	3	4	0	0	1	.318	1	0	0	0	0		
45 Gonzalez, Joseph	1.72	2-0	4	4	0	0/1	0	15.2	15	3	3	5	15	1	1	0	.273	1	2	0	1	1		
46 Allsup, Chase	2.00	1-0	8	0	0	0/1	0	9.0	7	6	2	8	15	2	0	1	.206	2	3	0	2	0		
43 Isbell, Chase	2.70	0-1	2	0	0	0/0	0	3.1	3	1	1	0	4	2	0	0	.231	1	0	0	0	0		
20 Mullins, Hayden	3.52	2-1	6	3	0	0/0	0	15.1	11	6	6	9	16	3	0	1	.212	2	4	0	1	1		
41 Armstrong, John	3.86	0-0	9	0	0	0/1	0	4.2	5	6	2	5	8	1	0	0	.278	3	0	0	1	0		
32 Swilling, Carson	4.05	0-2	8	0	0	0/1	0	13.1	9	6	6	9	18	2	0	1	.196	2	0	0	0	0		
34 Bosse, Ben	4.50	0-0	6	0	0	0/2	0	4.0	2	2	2	2	5	0	0	0	.154	3	1	0	0	0		
57 Drabick, Tyler	5.79	1-0	5	0	0	0/1	0	4.2	3	3	3	5	8	1	0	0	.188	2	1	0	0	1		
47 Sheehan, Tommy	6.91	1-0	6	3	0	0/0	1	14.1	14	11	11	11	11	3	0	1	.264	2	1	0	1	0		
23 Carlson, Parker	7.94	1-0	4	0	0	0/0	0	5.2	7	5	5	1	8	0	0	3	.292	0	0	0	0	0		
22 Wade, Garrett	10.80	0-0	4	0	0	0/0	0	1.2	0	2	2	3	3	0	0	0	.000	1	0	0	0	0		
14 Fuller, Brooks	40.50	0-0	3	0	0	0/0	0	1.1	6	6	6	4	2	3	0	0	.600	0	0	0	0	0		
Totals	3.80	17-7	24	24	0	3/3	5	215.2	193	113	91	100	250	44	1	18	.241	32	23	1	10	3		
Opponents	8.07	7-17	24	24	0	1/1	1	203.0	259	210	182	129	206	56	4	26	.311	36	39	5	17	7		

PB - Team (5), Wyandt, J. 2, Dyal, R. 2, LaRue, N. 1, Opp (8). Pickoffs - Team (4), Wyandt, J. 2, Mullins, H. 1, Allsup, C. 1. SBA/ATT - Wyandt, J. (7-10), Dyal, R. (9-10), Bright, T. (4-5), Barnett, M. (3-4), Skipper, C. (3-4), Armstrong (2-4), LaRue, N. (1-4), Gonzalez, J. (2-2), Mullins, H. (0-2), Granzow, C. (1-1), Sheehan, T. (1-1), Armstrong, J. (1-1), Swilling, C. (0-1).

SEC STATS



**2022 Auburn Baseball
Conference statistics for Auburn (as of Mar 27, 2022)
(SEC games only Sorted by Batting avg)**



Record: 3-3 Home: 1-2 Away: 2-1 SEC: 3-3

Player	avg	gp-gs	ab	r	h	2b	3b	hr	rbi	tb	slg%	bb	hp	so	gdp	ob%	sf	sh	sb-att	po	a	e	fld%	
31 Bello, Mike	.471	5-5	17	10	8	2	0	1	4	13	.765	5	1	2	0	.609	0	1	0-0	7	0	1	.875	
1 Rambusch, Blake	.448	6-6	29	5	13	5	0	0	8	18	.621	3	1	7	0	.515	0	0	0-0	6	14	1	.952	
17 DiChiara, Sonny	.400	6-6	20	5	8	1	0	2	8	15	.750	9	1	6	0	.581	1	0	0-0	38	5	1	.977	
19 Carlson, Brooks	.350	6-4	20	5	7	1	0	0	3	8	.400	4	0	2	1	.458	0	0	0-0	1	0	1	.500	
5 Howell, Kason	.313	6-6	32	5	10	2	0	1	5	15	.469	1	0	7	1	.333	0	0	2-3	18	1	0	1.000	
28 LaRue, Nate	.308	4-3	13	3	4	2	0	1	5	9	.692	1	1	2	0	.400	0	0	0-0	36	5	1	.976	
4 Moore, Brody	.259	6-6	27	4	7	1	0	0	1	8	.296	2	1	6	0	.333	0	0	1-1	5	10	1	.938	
6 Dyal, Ryan	.167	5-5	18	3	3	0	0	1	3	6	.333	4	0	6	1	.318	0	0	0-0	22	1	0	1.000	
16 Hill, Cam	.154	5-3	13	1	2	1	0	0	1	3	.231	1	0	5	0	.214	0	0	0-0	0	0	0	.000	
8 Ware, Bryson	.133	6-4	15	2	2	2	0	0	2	4	.267	2	0	8	1	.235	0	0	0-0	9	1	0	1.000	

7 Foster, Cole	.500	2-2	10	3	5	1	0	2	3	12	1.200	0	0	3	0	.500	0	0	0-0	6	5	1	.917	
2 Hall, Josh	.333	4-0	3	1	1	0	0	0	2	1	.333	0	0	1	0	.333	0	0	0-0	0	0	0	.000	
37 Land, Mason	.143	5-0	7	1	1	0	0	0	1	1	.143	0	0	2	0	.143	0	1	0-0	3	0	0	1.000	
11 Farquhar, Garrett	.125	4-3	8	2	1	0	0	0	2	1	.125	1	1	1	0	.300	0	0	0-0	7	7	0	1.000	
27 Peirce, Bobby	.000	2-0	1	0	0	0	0	0	0	0	.000	0	0	1	0	.000	0	0	0-0	0	0	0	.000	
50 Wyandt, Jake	.000	2-1	1	0	0	0	0	0	0	0	.000	0	0	1	0	.000	0	1	0-0	7	3	2	.833	
51 Burk, Luke	.000	1-0	0	0	0	0	0	0	0	0	.000	0	0	0	0	.000	0	0	0-0	1	0	0	1.000	
Totals	.308	6	234	50	72	18	0	8	48	114	.487	33	6	60	4	.405	1	3	3-4	170	57	11	.954	
Opponents	.303	6	228	52	69	17	0	10	45	116	.509	27	7	67	5	.386	5	0	4-11	168	50	4	.982	

LOB - Team (59), Opp (46). DPs turned - Team (5), Opp (4). CI - Team (1), LaRue, N. 1. IBB - Team (3), Dyal, R. 1, DiChiara, S. 1, Rambusch, B. 1.

(SEC games only Sorted by Earned run avg)

Player	era	w-l	app	gs	cg	sho	sv	ip	h	r	er	bb	so	2b	3b	hr	b/avg	wp	hp	bk	sfa	sha		
52 Armstrong, Jordan	2.08	1-0	2	0	0	0/0	0	4.1	7	1	1	0	7	2	0	0	.389	1	0	1	0	0		
20 Mullins, Hayden	2.25	1-0	2	2	0	0/0	0	8.0	6	2	2	4	8	2	0	0	.222	2	2	0	1	0		
32 Swilling, Carson	2.84	0-0	2	0	0	0/0	0	6.1	5	2	2	2	9	0	0	1	.227	0	0	0	0	0		
21 Bright, Trace	4.82	0-1	2	2	0	0/0	0	9.1	11	8	5	4	11	5	0	0	.268	0	0	0	0	0		
29 Skipper, Carson	5.87	0-0	3	0	0	0/0	0	7.2	9	9	5	2	6	2	0	2	.290	2	2	0	0	0		
18 Barnett, Mason	9.00	0-1	2	1	0	0/0	0	7.0	8	7	7	4	10	2	0	3	.296	2	0	0	1	0		

28 LaRue, Nate	0.00	0-0	1	0	0	0/0	0	1.2	1	0	0	1	0	0	0	0	.167	1	0	0	0	0		
57 Drabick, Tyler	0.00	0-0	1	0	0	0/0	0	1.0	1	0	0	1	2	0	0	0	.250	0	0	0	0	0		
43 Isbell, Chase	3.86	0-1	1	0	0	0/0	0	2.1	2	1	1	0	3	1	0	0	.222	1	0	0	0	0		
46 Allsup, Chase	6.75	1-0	3	0	0	0/0	0	2.2	2	5	2	3	2	0	0	1	.200	0	2	0	2	0		
47 Sheehan, Tommy	19.64	0-0	2	1	0	0/0	0	3.2	8	8	8	4	3	2	0	0	.500	0	1	0	1	0		
40 Burkhalter, Blake	20.25	0-0	3	0	0	0/0	1	2.2	7	6	6	0	6	1	0	3	.467	0	0	0	0	0		
41 Armstrong, John	99.00	0-0	1	0	0	0/0	0	0.0	2	3	2	2	0	0	0	0	1.000	1	0	0	0	0		
Totals	6.19	3-3	6	6	0	0/0	1	56.2	69	52	39	27	67	17	0	10	.303	10	7	1	5	0		
Opponents	7.71	3-3	6	6	0	0/0	0	56.0	72	50	48	33	60	18	0	8	.308	9	6	1	1	3		

PB - Team (4), Wyandt, J. 2, LaRue, N. 1, Dyal, R. 1, Opp (1). SBA/ATT - LaRue, N. (1-4), Dyal, R. (2-3), Wyandt, J. (1-3), Bright, T. (3-3), Mullins, H. (0-2), Armstrong (0-2), Skipper, C. (1-2), Swilling, C. (0-1), Barnett, M. (0-1).

GAME SUMMARY



**2022 Auburn Baseball
Games Summary for Auburn (as of Mar 27, 2022)
(All games)**



Score by innings	1	2	3	4	5	6	7	8	9	EX	Total
Auburn	31	29	32	25	24	24	17	20	6	2	210
Opponents	17	13	8	9	16	22	12	10	3	3	113

Record when ...

Overall	17-7	After 6 leading	13-1
Conference	3-3 trailing	2-3
Non-Conference	14-4 tied	2-3
Home games	11-5	After 7 leading	13-2
Away games	2-1 trailing	2-4
Neutral site	4-1 tied	1-0
Day games	8-6	After 8 leading	14-1
Night games	9-1 trailing	1-4
vs Left starter	5-2 tied	1-1
vs Right starter	12-5		
1-Run games	5-3	Hit 0 home runs	7-3
2-Run games	0-1	... 1 home run	3-1
5+Run games	10-2	... 2+ home runs	7-3
Extra innings	1-3		
Shutouts	3-1	Opponent 0 home runs	11-1
	 1 home run	5-4
Scoring 0-2 runs	1-2 2+ HRs	1-2
..... 3-5 runs	2-3		
..... 6-9 runs	3-2	Made 0 errors	8-2
..... 10+ runs	11-0 1 error	8-4
	 2+ errors	1-1
Opponent 0-2 runs	9-0		
..... 3-5 runs	4-4	Opp. made 0 errors	8-3
..... 6-9 runs	3-0 1 error	5-4
..... 10+ runs	1-3 2+ errors	4-0
Scored in 1st inning	6-3	Out-hit opponent	10-2
Opp. scored in 1st	8-2	Out-hit by opponent	4-4
Scores first	7-2	Hits are tied	3-1
Opp. scores first	10-5		

Record when team scores:

Runs	0	1	2	3	4	5	6	7	8	9	10+
W-L	0-1	0-0	1-1	0-1	2-2	0-0	1-1	1-0	0-1	1-0	11-0

Record when opponent scores:

Runs	0	1	2	3	4	5	6	7	8	9	10+
W-L	3-0	5-0	1-0	2-1	0-1	2-2	0-0	2-0	0-0	1-0	1-3

Record when leading after:

Inn.	1	2	3	4	5	6	7	8
W-L	5-2	9-2	12-2	14-1	14-1	13-1	13-2	14-1

Record when trailing after:

Inn.	1	2	3	4	5	6	7	8
W-L	6-1	5-1	2-3	2-3	1-3	2-3	2-4	1-4

Record when tied after:

Inn.	1	2	3	4	5	6	7	8
W-L	6-4	3-4	3-2	1-3	2-3	2-3	1-0	1-1

Current winning streak: 1
 Longest winning streak: 7
 Longest losing streak: 2

Home attendance : 55301 (16 dates avg = 3456)
 Away attendance : 27907 (8 dates avg = 3488)
 Total attendance: 83208 (24 dates avg = 3467)

TV/RADIO ROSTER



1 BLAKE RAMBUSCH



2 JOSH HALL



4 BRODY MOORE




5 KASON HOWELL



6 RYAN DYAL



7 COLE FOSTER



8 BRYSON WARE



9 CADE GRANZOW



11 GARRETT FARQUHAR



13 BEN SCHORR




14 BROOKS FULLER



16 CAM HILL



17 SONNY DICHIARA



18 MASON BARNETT



19 BROOKS CARLSON



20 HAYDEN MULLINS



21 TRACE BRIGHT




22 GARRETT WADE



23 PARKER CARLSON




27 BOBBY PEIRCE



28 NATE LARUE



29 CARSON SKIPPER



31 MIKE BELLO



32 CARSON SWILLING




34 BEN BOSSE



37 MASON LAND



40 BLAKE BURKHALTER




41 JOHN ARMSTRONG



43 CHASE ISBELL



44 GRANT NEWTON



45 JOSEPH GONZALEZ



46 CHASE ALLSUP



47 TOMMY SHEEHAN



50 JAKE WYANDT



51 LUKE BURK



52 JORDAN ARMSTRONG



54 KONNER COPELAND



57 TYLER DRABICK



72 BRODY MOSS



30 BUTCH THOMPSON



35 KARL NONEMAKER



39 GABE GROSS



15 TIM HUDSON