



2020-21 SCHEDULE / RESULTS

NOVEMBER 2-0

25 Wed	MISSISSIPPI VALLEY STATE	SECN Plus	W 142 62
Fayetteville, Ark. • Bud Walton Arena/Nolan Richardson Court			
28 Sat	NORTH TEXAS	SECN Plus	W 69 54
Fayetteville, Ark. • Bud Walton Arena/Nolan Richardson Court			

DECEMBER 7-0

2 Wed	UT Arlington	SEC Network	W 72 60
Fayetteville, Ark. • Bud Walton Arena/Nolan Richardson Court			
5 Sat	LIPSCOMB	SECN Plus	W 86 50
Fayetteville, Ark. • Bud Walton Arena/Nolan Richardson Court			
8 Tues	at Tulsa	ESPN+	Canceled
Tulsa, Okla. • Donald W. Reynolds Center Due to COVID-19			
9 Wed	SOUTHERN	SECN Plus	W 79 44
Fayetteville, Ark. • Bud Walton Arena/Nolan Richardson Court			
12 Sat	CENTRAL ARKANSAS	SECN Alt.	W 100 75
Fayetteville, Ark. • Bud Walton Arena/Nolan Richardson Court			
20 Sun	ORAL ROBERTS	SEC Network	W 87 76
Fayetteville, Ark. • Bud Walton Arena/Nolan Richardson Court			
22 Tues	ABILENE CHRISTIAN	SEC Network	W 85 72
Fayetteville, Ark. • Bud Walton Arena/Nolan Richardson Court			
30 Wed	Auburn	ESPN2	W 97 85
Auburn, Ala. • Auburn Arena			

JANUARY (All Times CT)

2 Sat	#12/12 MISSOURI *	CBS	L 68 81
Fayetteville, Ark. • Bud Walton Arena/Nolan Richardson Court			
6 Sat	at #9/8 Tennessee *	ESPN2	L 74 79
Knoxville, Tenn. • Thompson-Boling Arena			
9 Sat	GEORGIA *	SEC Network	W 99 69
Fayetteville, Ark. • Bud Walton Arena/Nolan Richardson Court			
13 Wed	at LSU *	ESPN2	L 76 92
Baton Rouge, La. • Pete Maravich Assembly Center			
16 Sat	at #RV/24 Alabama *	SEC Network	L 59 90
Tuscaloosa, Ala. • Coleman Coliseum			
20 Wed	AUBURN *	SEC Network	8:00 pm
Fayetteville, Ark. • Bud Walton Arena/Nolan Richardson Court			
23 Sat	at Vanderbilt *	SEC Network	Noon
Nashville, Tenn. • Memorial Gymnasium			
27 Wed	OLE MISS *	SEC Network	7:30 pm
Fayetteville, Ark. • Bud Walton Arena/Nolan Richardson Court			
30 Sat	at Oklahoma State	ESPN/2	3:00 pm
Stillwater, Okla. • Gallagher-Iba Arena / Eddie Sutton Court			

FEBRUARY (All Times CT)

2 Tues	MISSISSIPPI STATE *	SEC Network	8:00 pm
Fayetteville, Ark. • Bud Walton Arena/Nolan Richardson Court			
6 Sat	TEXAS A&M *	SEC Network	6:00 pm
Fayetteville, Ark. • Bud Walton Arena/Nolan Richardson Court			
9 Tues	at Kentucky	ESPN/2	6:00 pm
Lexington, Ky. • Rupp Arena			
13 Sat	at Missouri	ESPN2/U	3:00 pm
Columbia, Mo. • Mizzou Arena			
16 Tues	FLORIDA *	ESPN/2	6:00 pm
Fayetteville, Ark. • Bud Walton Arena/Nolan Richardson Court			
20 Sat	at Texas A&M	SEC Network	7:30 pm
Bryan College Station, Texas • Reed Arena			
24 Wed	ALABAMA *	ESPN2/U	8:00 pm
Fayetteville, Ark. • Bud Walton Arena/Nolan Richardson Court			
27 Sat	LSU *	ESPN/2	1:00 pm
Fayetteville, Ark. • Bud Walton Arena/Nolan Richardson Court			

MARCH (All Times CT)

2 Tues	at South Carolina *	SEC Network	5:30 pm
Columbia, S.C. • Colonial Life Arena			
10-14	SEC CHAMPIONSHIP		TBA
Nashville, Tenn. • Bridgestone Arena			

* - SEC Game || HOME GAMES IN CAPS

ARKANSAS RAZORBACKS

GAME 15: AUBURN AT ARKANSAS

Jan. 20, 2021 • Wednesday • 8:00 pm • Fayetteville, Ark. • Bud Walton Arena (19,200/4,400)/Nolan Richardson Court



ARKANSAS RAZORBACKS
Eric Musselman (San Diego '87)

OVERALL 10-4 SEC 2-4
at UA: 30-16 (2nd) Collegiate: 140-50 (6th)

SERIES INFO:
OVERALL ARK Leads.....35-20
Home:..... ARK Leads.....21-5
Away:..... ARK Trails.....13-14
Neutral:..... ARK Leads.....1-1
* SEC ONLY ARK Leads.....35-19



AUBURN TIGERS
Bruce Pearl (Boston College '82)

OVERALL 8-6 SEC 2-4
at AU: 132-85 (7th) Overall: 295-229 (26th)

MOST RECENT RESULTS:

01/16/13	W	88-80 (20T)	H
02/13/13	W	83-75	A
01/25/14	W	86-67	H
02/10/15	24/-	W 101-87	A
02/17/16	L	90-86	H
02/25/17	W	79-68	A
01/06/18	22/-	L 88-77	A
02/27/18	-/14	W 91-82	H
02/20/19	L	79-56	A
02/04/20	-/10	L 79-76 (OT)	H
12/30/20	W	97-85	A



SEC NETWORK
Roy Philpott (PXP)
Mark Wise (Analyst)



RAZORBACK SPORTS NETWORK
Chuck Barrett (PXP)
Matt Zimmerman (Analyst)



SATELLITE RADIO
XM: 190 • Sirius: 133
Online Channel: 961



LIVE STATS / WATCH SEC NETWORK ONLINE
www.Arkansas.StatBroadcast.com
www.espn.com/watch/player?id=000ae18b-3e38-42af-9dd5-f0804dd4e2e5



Versus Auburn

- This will be the 56th meeting between Arkansas and Auburn and the season in seven games to star the SEC season this year. Arkansas leads the all-time series, 35-20, and is 35-19 versus the Tigers since the Hogs joined the SEC.
- Arkansas leads 21-5 versus Auburn in games played in Fayetteville.
- EARLIER THIS YEAR – ARK 97 • AUB 85 (Dec. 30, 2020 @ AUBURN)**
- Desi Sills scored a career-high 23 points and JD Notae added 21 to lead Arkansas to a 97-85 victory to open SEC play at Auburn Wednesday night.
- Overall, five Razorbacks scored in double figures with Connor Vanover adding 17, Moses Moody 16 and Jalen Tate 12.
- While Auburn kept the game close, the Razorbacks only trailed once, 12-11, and for just 19 seconds in the game. Auburn did tie the game twice, the last coming at 74-74 with 7:03 left in the game. However, Vanover answered with a tip-in dunk to spur a 10-0 run and the Razorbacks never looked back.

Smith Returns; Robinson Lost for Year

- Graduate senior forward Justin Smith, who was injured in the first half at Auburn Dec. 30), had successful right ankle arthroscopic debridement surgery Friday (Jan. 1). He was listed out 3-to-6 weeks – missing the Mizzou, Tennessee, Georgia and LSU – but returned after just 15 days to start at Alabama.
- While Smith started, he was eased back in the lineup by playing 18 minutes with five points and a rebound.
- Freshman Khaleen "KK" Robinson had surgery on Jan. 10 to repair a bone fracture in his right foot. He will miss the remainder of the 2020-21 season.
- Robinson played each of the first 11 games prior to missing the Georgia game Saturday.

Hogs #35 in NCAA NET

- The NCAA released its first NET ranking on Jan. 4 and the Razorbacks came in at #24. After the losses to #12 Missouri at #9/8 Tennessee, Arkansas dropped to #29 in th NET.
- The Razorbacks climbed nine spots to #20 after the 30-point win over Georgia but dropped back to #35 after road losses at LSU and Alabama.

Tough Schedule To Start

- Not that there is ever an easy SEC game Arkansas schedule to start the SEC season is particularly tough.
- Arkansas is the only team in the SEC to play four of its first six conference games on the road.** By contrast, LSU has played four of its first six at home.
- Arkansas and Texas A&M are the only SEC teams that have played four league games so far versus NCAA NET Quad 1 opponents. Arkansas is the only one to play three on the road.**
- ^ opened at Auburn – the Tigers were 34-3 at home over two-plus years prior to Arkansas' win

www.ArkansasRazorbacks.com

@RazorbackMBB
@EricPMusselman
@RazorbackMBBRec

@RazorbackMBB
@ericpmusselman

/RazorbackMBB

Arkansas SID: Mike Cawood • tcawood@uark.edu • 479-236-2090

2020-21 STAT COMPARISON

85.2	Scoring Off.	76.4
70.6	Scoring Def.	72.9
+14.6	Scoring Margin	+3.5
.444	FG%	.451
.411	FG% Def.	.431
.342	3PT%	.328
8.4	3PT Made/Gm	9.4
.317	3PT% Def.	.301
.740	FT%	.662
+6.7	Reb. Margin	+3.9
14.9	Assists/Gm	15.4
1.16	A/TO Ratio	0.89
+2.2	TO Margin	-2.1
5.0	Blocks/Gm	5.5
8.4	Steals/Gm	7.2
17.2	Fouls/Gm	18.1

MOSES MOODY

- LEADS TEAM & 6TH IN SEC IN SCORING 17.6 PPG
- ONLY HOG TO MAKE A 3PT FG ALL 14 GMS

JD NOTAE

- 10TH IN SEC IN SCORING (15.1 PPG)
- AMONG SEC TOP 10 IN FG MADE, FT MADE, 3PT MADE

DESI SILLS

- PRESEASON ALL-SEC 2ND TEAM
- SCORED CAREER-HIGH 23 AT AUBURN

ERIC MUSSELMAN

PLAYERS IN THE NBA

CALEB MARTIN
CODY MARTIN
JALEN HARRIS
ISAIAH JOE
MASON JONES

ARKANSAS BASKETBALL

1994 NATIONAL CHAMPION

1995 NATIONAL RUNNER-UP

3 NAISMITH HALL OF FAMERS

6 FINAL FOURS

10 ELITE EIGHTS

31 ALL-AMERICANS

33 NCAA BERTHS

39 NBA DRAFT PICKS

TV/RADIO ROSTER



0 • Justin SMITH
M.S. - Operations Management



1 • JD NOTAE
Recreation and Sport Management



2 • Vance JACKSON Jr.
M.Ed. - Adult & Lifelong Learning



3 • Desi SILLS
Recreation and Sport Management



4 • Davonte "Devo" DAVIS
Recreation and Sport Management



5 • Moses MOODY
Undecided



10 • Jaylin WILLIAMS
Recreation and Sport Management



11 • Jalen TATE
M.Ed. - Adult & Lifelong Learning



12 • Khalen "KK" ROBINSON
Recreation and Sport Management



13 • Emeka OBUKWELE
Biology/Pre-Med



14 • Brandon KIMBLE
M.S. - Operations Management



20 • Kamani JOHNSON
Communications



22 • Abayomi "Baybe" IYIOLA
Business Accounting



23 • Connor VANOVER
Communications



24 • Ethan HENDERSON
Recreation and Sport Management



33 • Bryson MOREHEAD
Engineering



ERIC MUSSELMAN
Head Coach



David PATRICK
Associate Head Coach



Clay MOSER
Assistant Coach



Corey WILLIAMS
Assistant Coach



Anthony RUTA
Dir-Operations



Earl BOYKINS
Dir.-S/A Develop.



Hays MYERS
Special Asst. to HC



Michael MUSSELMAN
Dir.-Recruiting



Patrick ACKERMAN
Recruiting Coord.



Riley HALL
Video Coord.

NUMERICAL ROSTER

No.	Name	Pos.	Yr.	Ht.	Wt.	Hometown	Previous School
0	Justin Smith	F	Gr.Sr.	6-7	230	Buffalo Grove, Ill.	Indiana
1	JD Notae	G	R-Jr.	6-1	195	Covington, Ga.	Jacksonville
2	Vance Jackson Jr.	F	Gr.Sr.	6-9	238	Pasadena, Calif.	New Mexico
3	Desi Sills	G	Jr.	6-2	200	Jonesboro, Ark.	Jonesboro HS
4	Davonte "Devo" Davis	G	Fr.	6-3	180	Jacksonville, Ark.	Jacksonville HS
5	Moses Moody	G	Fr.	6-6	205	Little Rock, Ark.	Montverde Acad.
10	Jaylin Williams	F	Fr.	6-10	245	Fort Smith, Ark.	Northside HS
11	Jalen Tate	G	Gr.Sr.	6-6	175	Pickerington, Ohio	Northern Ky.
12	Khalen "KK" Robinson	G	Fr.	6-0	175	Little Rock, Ark.	Oak Hill Acad.
13	Emeka Obukwelu	F	Sr.	6-8	235	Plano, Texas	UT Tyler
14	Brandon Kimble	F	Gr.Sr.	6-7	180	Indianola, Miss.	Miss. Valley St.
20	Kamani Johnson	F	Jr.	6-7	215	Brooklyn, N.Y.	Little Rock
22	Abayomi "Baybe" Iyiola	F	R-Jr.	6-9	230	Atlanta, Ga.	Stetson
23	Connor Vanover	F	R-So.	7-3	247	Little Rock, Ark.	California
24	Ethan Henderson	F	Jr.	6-8	210	Little Rock, Ark.	Parkview HS
33	Bryson Morehead	F	Fr.	6-8	160	Katy, Texas	Obra D. Tompkins HS

COACHES/STAFF

Head Coach: Eric Musselman (San Diego, 1987)
 Associate Head Coach: David Patrick (UL Lafayette, 2000)
 Assistant Coach: Clay Moser (Wisconsin-La Crosse, 1987)
 Assistant Coach: Corey Williams (Oklahoma State, 2002)
 Director of Operations:..... Anthony Ruta (Arizona State, 2012)
 Special Assistant to Head Coach:..... Hays Myers (LSU, 2016)
 Director of Student-Athlete Development:..... Earl Boykins (Eastern Michigan, 1998)
 Video Coordinator: Riley Hall (Arkansas, 2016)
 Director of Recruiting: Michael Musselman (San Diego, 2018)
 Recruiting Coordinator:..... Patrick Ackerman (Detroit Mercy, 2016)
 Head Strength Coach: Dave Richardson (Louisiana-Monroe, 1989)
 Graduate Assistants:
 Tyson Batiste (Central Connecticut State, 2019) • Jeremiah Bonsu (Dayton, 2017) • Caleb Cline (South Dakota, 2020) • Alex Dellelt (Arkansas, 2018) • Colin Donnelly (Michigan State, 2019) • Raheem Martin (Greensboro College, 2016) • Elijah Roth (Arizona, 2020)
 Student Assistant: Khalil Garland

PRONUNCIATION

#1 JD Notae..... No-Tay
 #3 Desi Sills..... DEZ-ee
 #12 Khalen Robinson Kay-lin
 #13 Emeka Obukwelu Eh-MEH-kuh Oh-Boo-Quay-Lu
 #22 Abayomi Iyiola..... ah-Bah-YUM-ee EE-EE-oh-la
 ^ goes by "Baybe" Bay-Bey
 Anthony Ruta..... ROO-tuh

ROSTER BY STATE

ARKANSAS (7)
 Davonte Davis Jacksonville
 Ethan Henderson Little Rock
 Moses Moody Little Rock
 Khalen Robinson Little Rock
 Desi Sills Jonesboro
 Connor Vanover Little Rock
 Jaylin Williams Fort Smith

CALIFORNIA (1)
 Vance Jackson Jr. Pasadena

GEORGIA (2)
 Abayomi Iyiola Atlanta
 JD Notae Covington

ILLINOIS (1)
 Justin Smith Buffalo Grove

MISSISSIPPI (1)
 Brandon Kimble Indianola

NEW YORK (1)
 Kamani Johnson Brooklyn

TEXAS (2)
 Emeka Obukwelu Plano
 Bryson Morehead Katy

OHIO (1)
 Jalen Tate Pickerington

ROSTER BY CLASS

GRADUATE SENIOR (4)
 Vance Jackson Jr.
 Brandon Kimble
 Justin Smith
 Jalen Tate

SENIOR (1)
 Emeka Obukwelu

JUNIOR (4)
 Abayomi Iyiola (Redshirt)
 Ethan Henderson
 Kamani Johnson
 JD Notae (Redshirt)
 Desi Sills

SOPHOMORE (1)
 Connor Vanover (Redshirt)

FRESHMAN (5)
 Davonte Davis
 Moses Moody
 Bryson Morehead
 Khalen Robinson
 Jaylin Williams

ABOUT ARKANSAS

Location.....	Fayetteville, Ark.
Enrollment.....	27,559
Founded.....	1871
Colors.....	Cardinal (PMS 201) and White
Nickname.....	Razorbacks
Conference.....	Southeastern (SEC)
System Pres.....	Dr. Donald R. Bobbitt (Arkansas, 1980)
Chancellor.....	Dr. Joseph E. Steinmetz (C. Michigan, 1977)
Vice Chancellor / AD.....	Hunter Yurachek (Guilford, 1990)
Faculty Representative.....	Gerald Jordan (Arkansas, 1970)
Arena (Capacity).....	Bud Walton Arena (19,200)

HISTORY

First Year of Basketball.....	1923-24
Seasons.....	98th
Overall Conference Championships.....	24 (2 SEC, 22 SWC)
NCAA Tournament Record / App.....	42-32 (.568) / 33
NIT Record / App.....	6-5 / 4
SEC Tournament Record.....	28-27

MUSSELMAN COACHING HISTORY

COLLEGIATE	6th Season	140-50	(7-4 Postseason)
Nevada	4 years	110-34	7-4 Postseason
Arkansas	2nd year	30-16	--
PROFESSIONAL	14 Seasons	503-291	(50-39 Postseason *)
CBA	7 years	270-122	(39-34 Postseason*)
Rapid City	5 years	191-89	(27-25 Postseason *)
Florida	2 years	79-33	(12-9 Postseason *)
USBL	2 years	53-3	(4-0 Postseason *)
Florida	2 years	53-3	(4-0 Postseason *)
NBA	3 years	108-138	--
Golden State	2 years	75-89	--
Sacramento	1 year	33-49	--
D-League	2 years	72-28	(7-5 Postseason *)
Reno	1 year	34-16	(2-3 Postseason *)
Los Angeles	1 year	28-12	(5-2 Postseason *)
INTERNATIONAL	3 Years	24-14	--
Dominican	1 years	5-1	--
Venezuelan	2 years	19-13	--

-- Note, professional basketball does not include playoff results in W-L record
 ^ - Musselman's pro record including playoffs is 553-330

MISCELLANEOUS MEASURABLES

(AS OF JUNE 2020)

NAME	WINGSPAN	REACH	MAX VERT
Devo Davis	6'7.5"	8' 5"	34"
Ethan Henderson	6' 11.5"	8' 8"	44"
Abayomi Iyiola	6' 11.5"	8' 10.5"	28.5"
Vance Jackson	6' 11"	8' 9"	29.5"
Moses Moody	7' 1"	8' 8.5"	30"
JD Notae	6' 6"	8' 2"	39"
KK Robinson	6' 6"	8' 0"	37"
Desi Sills	6-6.5"	8' 1.5"	37.5"
Justin Smith	6' 8.5"	8' 6"	48"
Jalen Tate	6' 6"	8' 6.5"	35"
Connor Vanover	7' 5"	9' 8"	25.5"
Jaylin Williams	7' 1.5"	8' 11"	32"

- ^ then hosted #12 Missouri and traveled to #8 Tennessee for back-to-back games (without Justin Smith)
- ^ after hosting Georgia, Arkansas played at LSU (#19 NCAA NET) and at #24 Alabama (#22 NCAA NET)
- ^ with a game at Vanderbilt this coming Saturday, Arkansas opens SEC play with five of its first eight on the road.
- ^ add a game at Oklahoma State (SEC/Big 12 Challenge) to close the month of January, the Hogs are in the midst of playing six of 10 games on the road.

Rare Air

- **Moses Moody is 1 of 3 players in the SEC** to average at least 15.0 points and 5.5 rebounds
- MOODY IS THE ONLY GUARD AND THE ONLY FRESHMAN.**
- ^ Moses Moody (ARK) 6-6, G, Fr. 17.6 ppg (6th in SEC) 5.9 rpg (15th in SEC)
- ^ Trendon Watford (LSU) 6-9, F, So. 18.7 ppg (3rd in SEC) 7.0 rpg (8th in SEC)
- ^ Emanuel Miler (A&M) 6-7, F, So. 15.9 ppg (8th in SEC) 7.9 rpg (4th in SEC)
- **Moody is THE ONLY PLAYER IN THE SEC** among the top 15 in scoring (6th), FG% (11th), FT% (5th) and rebounds (15th).
- ^ **IN FACT, MOODY IS THE ONLY PLAYER IN THE SEC SHOOTING AT LEAST 40% FG - 80% FT - 38% 3PT**
- ^ Moody is 1 of just 4 players in the SEC to rank among the SEC top 15 in **BOTH** scoring **AND** rebounding

Moses Leads and in Owns the Arc

- Razorback freshman Moses Moody leads the team - and ranks **sixth in the SEC in scoring** (17.6 ppg) - and he leads the team by shooting 38.9% from 3-point range. He is also the only Hog to make a 3-pointer in all 14 games.
- Only five freshmen have led UA in points per game during a season (HogStats.com):
- ^ George Kok (18.7 in 1944-45) ^ Scotty Thurman (17.4 1992-93) ^ Joe Johnson (16.0 1999-00)
- ^ Jonathon Modica (11.5 in 2002-03) ^ Patrick Beverley (13.9 2006-07)
- Moody ranks **sixth in the SEC - first among SEC freshmen - in minutes played** per game (32.4).
- Moody has consecutive free throw streak of six and has streaks of 15, 13 and 12 this season. He ranks **fifth in the SEC in free throw percentage** (.816).
- ^ **Moody is 21st in the NCAA / 2nd in the SEC in free throws made (62).**
- ^ **Moody is 33rd in the NCAA / 4th in the SEC in free throws attempts (76).**

Moody Gets His Shots

- Moses Moody scored 28 points at Alabama - the most by a Razorback this season - on 10-of-25 shooting from the field.
- The 25 shot attempts in a game are:
- ^ the most by a player in the SEC this season.
- ^ the most by a Razorback is 11 years - almost to the day - when Courtney Fortson was 9-of-26 at Mississippi State on Jan. 14, 2010.
- ^ ties for the fourth-most by a Razorback in an SEC game (Scotty Thurman had 25 FGA vs Ole Miss in 1993).

Freebies

- **Arkansas ranks 16th in the NCAA / 2nd in the SEC in free throws made (225)**
- **Arkansas ranks 21st in the NCAA / 1st in the SEC in free throw attempts (304).**
- ^ In 2016, Eric Musselman's Nevada squad led the NCAA in FT made (73) and were 2nd in FT attempts (992).
- ^ In 2020, Mason Jones led the NCAA in both FT made (233) and FT attempts (282).
- ^ In his first five years as a college coach, Musselman's teams have ranked 1st (3x) or 2nd (2x) five times in the ir respective league in free throws made.
- **Connor Vanover is a perfect 17-of-17 at the free throw line this season, including 6-of-6 at Auburn.**
- **Moses Moody has consecutive free throw streaks of 15, 13 and 12 this season.** He ranks fifth in the SEC in FT% this season (.816)
- **JD Notae is 22-of-29 from the line in six SEC games - Was 22-of-29 in the first eight games combined - and ranks eighth in the SEC in free throws made (44).**

30-Point Win and 31-Point Loss

- Arkansas played about as well as it could in beating Georgia by 30 (99-69) last Saturday.
- ^ The 30-point margin of victory was the Razorbacks' eighth largest (tied) versus an SEC opponent and the largest since a 36-point win at Vanderbilt on Mar. 6, 2019.
- A week later, Arkansas lost by 31 (90-59) at Alabama.
- ^ The 31-point loss tied for the third-worst loss in an SEC game and ties for 12th-worst all-time.
- ^ Arkansas was held to 19 points in the first half, its fewest first-half production since scoring 18 vs Vandy (02/07/17).

IN MUSSELMAN ERA...

- 90 points by Alabama ties for third-most by a Razorback opponent
- 15 3's made by Alabama ties for the most by a Razorback opponent (Auburn made 15 in this year's SEC opener)
- 18 assists by Alabama are the most by a Razorback opponent
- 12 steals by Alabama are the most by a Razorback opponent
- 59 points by Arkansas ties for the fewest by the Razorbacks (also scored 59 in a loss at Florida last season)
- 33.3% field goal percentage ties for the third-lowest by the Razorbacks
- 4 3-pointers made ties for the fourth-lowest by th Rozorbascks (Arkansas made three 3's on three occasions).

Impressive Rebound ... Of 350 NCAA DI Schools

- | | LAST YEAR in NCAA / SEC | | THIS YEAR i NCAA / SEC | |
|----------------|--|-------|--------------------------------------|-------|
| • Arkansas was | 342nd in rebound margin / 14th SEC | -6.8 | 40th in rebound margin / 2nd SEC | +6.7 |
| | 332nd in rebounds per game / 14th SEC | 31.53 | 9th in rebounds per game / 1st SEC | 42.50 |
| | 325th in offensive rebounds / 14th SEC | 7.5 | 18th in offensive rebounds / 1st SEC | 13.57 |
| | 288th in defensive rebounds / 12th SEC | 24.03 | 27th in defensive rebounds / 1st SEC | 28.93 |
- This year, Arkansas has produced 7 of the top 9 rebounding efforts in the Musselman era
 - This year, Arkansas has produced 9 of the top 10 offensive rebounding efforts in Musselman era
 - This year, Arkansas has produced 3 of the top 5 defensive rebounding efforts in Musselman era
 - **Arkansas leads the SEC in defensive rebound percentage, grabbing 75.8% of opponents' misses.**
 - **Justin Smith's 17 boards vs Oral Roberts ties for the most by an SEC player this season.**

2020-21 MISCELLANEOUS STATS

DOUBLE-FIGURE SCORING GAMES

Player	16-17	17-18	18-19	19-20	20-21	Career
Davis	NA	NA	NA	NA	2	2
Henderson	NA	NA	-	1	0	1
Iyiola	NA	18	15	NA	--	33
Jackson	14	NA	23	14	4	55
Moody	NA	NA	NA	NA	13	13
Notae	NA	23	24	NA	12	59
Robinson	NA	NA	NA	NA	1	1
Sills	NA	NA	5	17	8	30
Smith	NA	8	13	14	6	41
Tate	2*	3	25	16	8	54
Vanover	NA	NA	9	NA	4	13
Williams	NA	NA	NA	NA	0	0

20+ POINT SCORING GAMES

Player	16-17	17-18	18-19	19-20	20-21	Career
Davis	NA	NA	NA	NA	1	1
Iyiola	NA	1	2	NA	--	3
Jackson	0	NA	4	4	--	8
Moody	NA	NA	NA	NA	4	4
Notae	NA	7	8	NA	3	18
Sills	NA	NA	0	3	1	4
Smith	NA	1	1	2	1	5
Tate	0*	0	2	4	--	6
Vanover	NA	NA	1	NA	1	2

30+/40+ POINT SCORING GAMES

Player	16-17	17-18	18-19	19-20	20-21	Career
Jackson	0/0	NA	1/0	0/0	--	1/0
Notae	NA	1/0	0/1	NA	--	1/1
Tate	0*	0	1/0	1/0	--	2/0

3+ THREE-POINTERS IN A GAME

Player	16-17	17-18	18-19	19-20	20-21	Career
Jackson	6	NA	10	9	3	28
Moody	NA	NA	NA	NA	4	4
Notae	NA	7	11	NA	3	21
Robinson	NA	NA	NA	NA	1	1
Sills	NA	NA	4	7	3	14
Smith	NA	0	1	0	--	1
Tate	0*	0	1	0	1	2
Vanover	NA	NA	1	NA	1	2

5+ THREE-POINTERS IN A GAME

Player	16-17	17-18	18-19	19-20	20-21	Career
Notae	NA	2	4	NA	--	6
Jackson	1	NA	0	2	--	3
Sills	NA	NA	0	1	--	1
Vanover	NA	NA	1	NA	--	1

DOUBLE FIGURE REBOUNDING GAMES

Player	16-17	17-18	18-19	19-20	20-21	Career
Iyiola	NA	4	10	NA	--	14
Jackson	0	NA	5	3	--	8
Notae	NA	2	3	NA	--	5
Moody	NA	NA	NA	NA	1	1
Sills	NA	NA	0	0	1	1
Smith	NA	1	2	1	2	6
Tate	0*	0	1	1	--	2
Vanover	NA	NA	0	NA	2	2
Williams	NA	NA	NA	NA	2	2

DOUBLE FIGURE ASSISTS GAMES

Player	16-17	17-18	18-19	19-20	20-21	Career
Notae	NA	0	1	NA	--	1
Tate	0*	0	1	0	2	3

DOUBLE-DOUBLES

Player	16-17	17-18	18-19	19-20	20-21	Career
Iyiola	NA	4	8	NA	--	12
Jackson	0	NA	5	3	--	8
Notae	NA	2	3	NA	--	5
Moody	NA	NA	NA	NA	1	1
Sills	NA	NA	0	0	1	1
Smith	NA	1	2	1	--	4
Tate	0*	0	1	1	2	4

TRIPLE-DOUBLES

Player	16-17	17-18	18-19	19-20	20-21	Career
Notae	NA	0	1	NA	--	1

5+ ASSIST GAMES


Player	16-17	17-18	18-19	19-20	20-21	Career
Davis	NA	NA	NA	NA	1	1
Jackson	1	NA	5	0	--	6
Notae	NA	2	9	NA	2	13
Sills	NA	NA	4	0	1	5
Tate	0*	4	11	7	4	25

3+ STEALS IN A GAME

Player	16-17	17-18	18-19	19-20	20-21	Career
Davis	NA	NA	NA	NA	1	1
Iyiola	NA	0	2	NA	--	2
Jackson	1	NA	3	5	1	10
Moody	NA	NA	NA	NA	2	2
Notae	NA	11	8	NA	3	22
Sills	NA	NA	1	1	4	6
Smith	NA	0	1	5	2	8
Tate	0*	6	1	4	--	11
Vanover	NA	NA	0	NA	1	1

3+ BLOCKS IN A GAME

Player	16-17	17-18	18-19	19-20	20-21	Career
Iyiola	NA	2	5	NA	--	7
Notae	NA	1	2	NA	1	4
Smith	NA	0	2	0	--	2
Tate	0*	2	1	0	--	3
Vanover	NA	NA	5	NA	4	9



EQUALITY

- A group of Razorback student-athlete leaders launched an initiative in September to foster and work toward equality for all members of the Razorback family. The program and its mission were developed out of ongoing discussions by various student-athletes on a number of important topics impacting society.
- The initiative is committed to helping ensure that every individual, regardless of race, gender, religious beliefs or sexual orientation has an equal opportunity to make the most of their lives and talents.**
- The initiative was brought forward by the Razorback Athletics African-American Student-Athlete Leadership Council – **including freshman guard MOSES MOODY** – as part of continuing diversity and inclusion efforts as part of the department’s **Hogs UNITED** program.

OTHER REBOUND NOTES

- Arkansas had 58 rebounds versus both Oral Roberts and Mississippi Valley – the most by Arkansas under Musselman and 3rd-most by a Musselman-coached college team.
- Arkansas had 44 defensive rebounds versus Lipscomb – **THE MOST by a Musselman-coached college team**
- Arkansas’ 24 offensive rebounds versus Oral Roberts are the most by Arkansas under Musselman and the second-most by a Musselman-coached college team.
- TENNESSEE MISSED 33 SHOTS FROM THE FIELD AND ARKANSAS HAD 31 DEFENSIVE REBOUNDS.**
- GEORGIA MISSED 36 SHOTS FROM THE FIELD AND ARKANSAS HAD 29 DEFENSIVE REBOUNDS.**

TWO NEGATIVES ... KINDA

- The only time this season Arkansas was out-rebounded was by Central Arkansas, 37-35.
- ^ It also marked the first time Arkansas did not grab at least 10 offensive rebounds. **HOWEVER**, fewer rebounds were available as Arkansas did shoot .526 from the field (40-76) – its 3rd-best shooting percentage of the year.
- Arkansas grabbed a season-low six offensive rebounds at Tennessee. **HOWEVER**, Arkansas shot 52.7 percent from the field – its 2nd-best shooting percentage of the year (Arkansas shot .558 versus Mississippi Valley State).

More Offensive Rebounds

- Arkansas has pulled down double-digit rebounds in 12 of 14 games this season and ranks **16th in the NCAA (1st in the SEC)** in the category (13.57).
- ^ The only games Arkansas did not have double-digit offensive boards were Central Arkansas (7) and Tennessee (6) game Arkansas shot over 52% from the field each game.
- Arkansas only had double-digit, offensive rebounds eight times all of last season.
- Justin Smith averages 3.2 offensive rebounds which would rank second-best in the SEC and 35th-best in the NCAA** but he fell out of the NCAA/SEC rankings due to missing four games with an injury. Moses Moody, with five offensive boards at LSU, ranks seventh in the SEC in offensive rebounds (2.50).

Balancing Act

- Arkansas has five players averaging double digits – Moses Moody (17.6), JD Notae (15.1), Desi Sills (11.3), Justin Smith (10.9) and Jalen Tate (10.4).
- ^ Arkansas (two players) and LSU (three players) are the only SEC teams to have multiple players among the SEC top 10 in scoring.
- IN 14 GAMES, ARKANSAS HAS HAD A SIX DIFFERENT PLAYERS LEAD THE TEAM IN SCORING.**
- ^ Moses Moody has led the team in scoring five time and JD Notae four times this season.
- ALSO, IN 14 GAMES, ARKANSAS HAS HAD SIX DIFFERENT PLAYERS LEAD THE TEAM IN REBOUNDING.**
- ^ Arkansas (two players), LSU (two players) and Mississippi State (two players) are the only SEC teams to have multiple players among the SEC top 15 in rebounding.

Sharing the Wealth

- After 24 assists versus Georgia, Arkansas took the SEC lead in assists. However, Arkansas only had eight assists at both LSU and Alabama.
- Arkansas now ranks fourth in the SEC in assists per game (14.9).
- Much like its scoring, Arkansas has numerous players contribute to its assist totals.
- ^ Jalen Tate had 10 assists (one turnover) vs UGA and ranks third in the SEC in at 4.4 assists/gm.**
- ^ Seven different players – Tate, Notae, Sills, Vanover, Robinson, Moody and Davis – have led Arkansas in assists in a game this year.
- ^ Four Razorback starters have at least 20 assists this season.

Block Party: 8th in NCAA in Total; 17th in Average

- Arkansas **RANKS EIGHTH IN THE NCAA** in total blocked shots (70) and ranks 17th in the nation in blocks per game (5.0).
- Connor Vanover ranks 5th in the SEC in blocks per game (1.71) but ranks 29th nationally in total blocked shots (24).
- Jaylin Williams ranks 20th in the SEC in blocks per game (0.83).
- Four other Razorbacks have contributed at least six blocked shots – Williams (9) • Moody (7) • Notae (6) • Smith (6).

Double Digit Wins

- Each of Arkansas 10 wins have been in double digits.
- Arkansas won each of its first nine games of 2020-21 by double digits – and 10 straight dating back to an 86-73 victory over Vanderbilt in the 2020 SEC Tournament.
- Arkansas was the first SEC team in six years to open the season with nine-straight wins and all by double figures.**

Half a Hundred; 12th in NCAA in Scoring

- Arkansas scored 56 second-half points in the win over Georgia. It was the most by Arkansas in the second half of an SEC game since scoring 60 at Alabama on Jan 30, 2002 – a 109-94 final (HogStats.com).

Effort. Energy. Enthusiasm.

- Arkansas has scored at least 50 points in a half five times this season.
 - ^ Mississippi Valley State 61 in the first half **AND** 81 in the second half
 - ^ Central Arkansas 59 in the second half
 - ^ Oral Roberts 57 in the second half
 - ^ Georgia 56 in the second half
- Despite its struggles at LSU and Alabama, Arkansas still scored 45 and 40 second-half points, respectively.
 - ^ Including LSU and Alabama, Arkansas has scored at least 40 points in a half 15 times in 14 games.

• **Thanks to these totals, Arkansas ranks 12th in the NCAA / 2nd in the SEC in scoring at 85.2 ppg.**

Some SEC Only Positives

- Despite its double-digit losses to Mizzou, LSU and Alabama, Arkansas still ranks third among SEC teams in league games in scoring (78.8).
- Arkansas ranks third among SEC teams in league games in free throw percentage (.756).
- Arkansas ranks third among SEC teams in league games in steals (9.0 avg).
- Arkansas ranks third among SEC teams in league games in turnover margin (+2.2).

Making Runs

- Arkansas has had at least one run in double digits in 11 of 14 games this season.
 - ^ Arkansas could only muster runs of 8-0 versus Missouri and 7-0 each at Tennessee and Alabama.
- LSU and Alabama are the only opponents to have a double-digit runs this season. LSU went on an 18-0 run early in the first half as part of a 40-6 run to lead by 31. Alabama used a 14-0 early in the game to race out to a 17-point lead.
 - ^ Previously, opponents' best run this season is 9-0 on two occasions.
- Below is a breakdown of Arkansas' best runs this season.

Mississippi Valley St	1st Half	28-0 run (held MVSU scoreless for 7:25)
North Texas	1st Half	Broke 19-19 tie with a 10-0 run
UT Arlington	2nd Half	Used a 13-0 run (holding UTA scoreless for 4:38) to lead by 21 with 13:05 left
Lipscomb	1st Half	Opened with an 8-0 run and ultimately raced out to a 20-2 lead
	2nd Half	Opened with an 10-0 run over the first 3:09 to lead 56-24
Southern	1st Half	Used a 17-0 run, holding the Jaguars scoreless for 6:30 to take a 40-13 lead
Central Arkansas	1st Half	Down 10, Arkansas used a 26-6 run over 3:26 (with runs of 12-0 and 10-0 during span) to go up 10
	2nd Half	Up 6 w/ 9:35 left, went on 21-4 run to go up 23,
Oral Roberts	2nd Half	Down 12 to start the 2nd half, went on 19-6 run (including a 10-0 run) to go up 1
Abilene Christian	1st Half	Down 1 to start the game, used an 11-0 run to go up 11-1 and never looked back
at Auburn	2nd Half	With the game tied at 74 with 7:30 left, used a 10-0 run
Georgia	2nd Half	Up 6 at the break, opened the 2nd half with a 24-10 run, (including a 12-0 run) to lead by 20. After a UGA basket, Arkansas went on a 21-4 run to lead by 35
at LSU	1st Half	Went on a 12-0 run

Another Tough Non-Con

- Arkansas once again is playing a challenging non-conference schedule
 - North Texas C-USA Preseason #2 3-1 - 1st-tied in C-USA
 - Lipscomb A-Sun Preseason #1 4-2 - 2nd in the A-Sun
 - Southern SWAC Preseason #2 2-0 - 1st in the SWAC
 - Oral Roberts Summit Preseason #2 5-1 - 2nd in the Summit
 - Abilene Christian Southland Preseason #2 3-0 - 1st in the Southland (11-2 overall)

LAST YEAR...

- Arkansas was 1-of-4 SEC teams and 1-of-10 teams nationally who have played two or fewer games against teams ranked above 200 in the NET.
- Arkansas' schedule was 40th on the NCAA Toughest Schedule Report - as opponents' winning percentage was .589 (617-431).
- Here is a quick recap of Arkansas' 2019-20 non-conference season:
 - ^ **The NCAA NET had Arkansas' non-conference Strength of Schedule at 12th - 2nd-best in the SEC (LSU is 8).**
 - ^ **The NCAA NET had Arkansas' overall Strength of Schedule at 25th.**
 - ^ **WarrenNolan.com had Arkansas' non-conference RPI as 4th and non-conference SOS is 11th.**


Smith Next for 1,000

- Although Arkansas' roster has a lot of new faces, the roster brings a lot of experience to the 2020-21 season.
- Vance Jackson Jr., drained four 3-pointers during a 28-0 run in the first half of the season opener. With is fourth triple, Jackson eclipsed the 1,000-point plateau. He also grabbed his 500th career rebound in the game.
- Jalen Tate scored his 1,000th career point versus Central Arkansas and dished out his 300th career assist versus Lipscomb. He needs three rebounds for 400 for his career.
- JD Notae scored his 1,000th career point in just his 66th career game (vs Central Arkansas).
- Up next is Justin Smith. The graduate transfer only needs 75 points for 1,000 and 17 rebounds for 500.

PLAYER	CAREER PTS	TO REACH
VANCE JACKSON JR	1,065	Scored 1,000th career pt vs MVSU
JALEN TATE	1,095	Scored 1,000th career pt vs UCA
JD NOTAE	1,141	Scored 1,000th career pt vs UCA
JUSTIN SMITH	930	70 pts to 1,000



**NEEDS
3
REBOUNDS
FOR 400**



**NEEDS
70 PTS FOR
1,000 & 16
REBS FOR
500**

2020-21 MISCELLANEOUS STATS

RECORD BREAKDOWN

At Home	9-1
On The Road	1-3
Neutral	0-0
White Uniforms	5-0
White '94 Throwback Uniforms	4-1
White "Hog" Uniforms	0-0
Cardinal Uniforms	1-3
Anthracite Uniforms	0-0

GENERAL

When Arkansas controls the tip	7-2
When opponent controls the tip	3-2
When Arkansas scores first	7-3
When opponent scores first	3-1

LEADS AND DEFICITS

Leading at the half	9-1
home: 8-0 road: 1-1 neutral: 0-0	
Trailing at the half	1-3
home: 1-1 road: 0-2 neutral: 0-0	
Tied at the half	0-0
home: 0-0 road: 0-0 neutral: 0-0	
Games decided by 5 points or fewer	0-1
Games decided by 10 points or fewer	0-0
With 5:00 left Leading: 10-0 Trailing: 0-4 Tied: 0-0	
With 2:00 left Leading: 10-0 Trailing: 0-4 Tied: 0-0	
Overtime games	0-0

OFFENSE

Scoring less than 70 points	1-2
Scoring 70-79 points	2-2
Scoring 80-89 points	3-0
Scoring 90-99 points	2-0
Scoring 100+ points	2-0
1 or 2 Players in Double Figures	0-2
3 Players in Double Figures	2-1
4 Players in Double Figures	3-1
5-7 Players in Double Figures	4-0
8 Players in Double Figures	1-0
1 Player Scores 20+ Points	5-2
2+ Players Score 20+ Points	2-0
When shooting at least 50 percent FG	4-1
When shooting at least 33 percent 3FG	6-1

REBOUNDING/TURNOVERS

When out-rebounding opponent	8-1
When out-rebounded	1-3
When rebounds are even	1-0
When grabbing 10+ offensive reb	9-3
When forcing 15+ turnovers	5-2
When committing less than 15 turnovers	8-1

BY MONTH

In November	2-0
In December	7-0
In January	2-3
In February	0-0
In March	0-0

LED HIS TEAM IN SCORING (includes ties)

Player	16-17	17-18	18-19	19-20	20-21	Career
Davis	NA	NA	NA	NA	1	1
Iyiola	NA	3	7	NA	0	10
Jackson	2	NA	7	4	0	13
Moody	NA	NA	NA	NA	5	5
Notae	NA	15	16	NA	4	35
Tate	0	0	7	5	0	12
Sills	NA	NA	1	1	1	3
Smith	NA	1	1	3	2	7
Vanover	NA	NA	1	NA	1	2

LED HIS TEAM IN REBOUNDING (includes ties)

Player	16-17	17-18	18-19	19-20	20-21	Career
Henderson	NA	NA	0	2	0	2
Iyiola	NA	16	22	NA	--	38
Jackson	1	NA	13	7	1	22
Kimble	NA	NA	NA	8	0	8
Moody	NA	NA	NA	NA	4	4
Notae	NA	3	13	NA	0	17
Sills	NA	NA	0	2	1	3
Smith	NA	1	5	3	3	12
Tate	0	0	2	4	0	6
Vanover	NA	NA	3	NA	4	7
Williams	NA	NA	NA	NA	3	3



NATION'S #5 RECRUITING CLASS

Moses Moody • KK Robinsion • Jaylin Williams • Devo Davis

#5 Recruiting Class; 3 Top Grad Transfers

- Arkansas' 2020 recruiting class was a consensus top 10 haul. The group included four, four-stars and all are Arkansas natives.
- The ranking did not include three of the top 20 graduate transfers and two players among the nation's top 50 sit-out transfers.

THE FOLLOWING IS A BREAKDOWN:

• 2020 RECRUITING CLASS

	5th ESPN	8th 247Sports	11th Rivals
Recruits	ESPN	247 Comp	247 Rivals
Moses Moody	★★★★ 45th	45th	40th 56th
POSITION	10th SG	9th SG	8th SG 12th SF
KK Robinsion	★★★★ 82nd	61st	39th 65th
POSITION	19th PG	11th PG	8th PG 14th PG
Devo Davis	★★★★ 89th	113th	153rd 129th
POSITION	19th SG	15th CG	20th SG 27th SG
Jaylin Williams	★★★★ 94th	80th	93rd 59th
POSITION	15th C	15th C	13th C 10th C

• GRADUATE TRANSFERS

Jalen Tate	#5 (NBC Sports)	#8 (247Sports)	#10 (CBS AND Stadium)
Vance Jackson Jr.	#8 (CBS)	#18 (Stadium)	#32 (ESPN)
Justin Smith	#11 (Stadium)	#22 (ESPN)	

• SIT-OUT TRANSFERS

JD Notae	#29 (ESPN)
Connor Vanover	#44 (ESPN)

Moody Honored Dec. 7

- Arkansas guard Moses Moody was named the **SEC Freshman of the Week** and **College Sports Madness SEC Player of the Week**.
- Moody averaged 21 points, 8.5 rebounds and two assists in wins over UT Arlington and Lipscomb. He made 70 percent of his shots from the field (14-of-20) - including 4-of-6 from 3-point range - while going 10-of-13 at the free throw line.
- The Little Rock product had game highs with 24 points and nine rebounds versus UTA to become the first Razorback freshman since Booby Portis in 2014 to have at least 24 and nine in a game. He followed that with an 18-point, eight-rebound performance versus Lipscomb. Moody made 7-of-his-8 shots, including 2-of-3 from 3-point range, while adding three assists in just 24 minutes played.
- Moody is the only Razorback to score in double figures in all eight games this season.
- Moody is 1 of 4 players in the SEC to average at least 15.0 points and 5.0 rebounds to date this season.**



Razorbacks Face Cowboys in SEC/Big 12 Challenge Game

- For the third time in seven seasons, Arkansas will face Oklahoma State in the annual SEC/Big 12 Challenge, the Southeastern Conference announced. The contest is set for Jan. 30, 2021, and will be played in Stillwater, Okla.
- This will be the eighth year of the SEC/Big 12 Challenge and it will feature 10 games between two premier college basketball conferences.
- In 2020, the two conferences shared the Challenge title with both leagues earning five wins, including Arkansas' 78-67 victory over TCU. Over the last four years of the Challenge, both conferences have won 20 games.

• ARKANSAS IS PLAYING ITS 7TH CONSECUTIVE CHALLENGE

- 12/04/14	at #20 Iowa State	L	77	95
- 01/30/16	Texas Tech	(ot) W	75	68
- 01/28/17	at Oklahoma State	L	71	99
- 01/27/18	Oklahoma State	W	66	65
- 01/26/19	at #13 Texas Tech	L	64	67
- 01/25/20	TCU	W	78	67

3-Ball Streak Continues

- On Feb. 9, 2019, Mason Jones made a 3-pointer at 18:43 of the first half at South Carolina to mark the 1,000th-straight game Arkansas made at least one triple.
- Arkansas fans were getting nervous the streak might end versus Texas Southern in 2019-20. The Razorbacks were 0-of-13 from distance in the first half. However, Isaiah Joe opened the second half with a triple and would make six in the period en route to 29 second-half points - 33 total.
- Arkansas ranks fourth on the NCAA active list of teams that have made at least one 3-pointer.
 - UNLV 1,111 consecutive games (thru 1/16, next 1/18)
 - Duke 1,098 consecutive games (thru 1/12, next 1/19)
 - ARKANSAS 1,057 CONSECUTIVE GAMES (THRU 1/16)**
 - Western Kentucky 1,055 consecutive games (thru 1/17, next 1/23)
- UNLV and Princeton (959 straight games) have made a 3-pointer in every game since the NCAA adopted the rule in 1986-87.
- The last game Arkansas did not make a 3-pointer was when the Razorbacks went 0-for-2 at Texas on Jan. 07, 1989.**

Mason Jones

- 2020 SEC Player of the Year and All-American Mason Jones got his first NBA start with the Houston Rockets on Jan. 16 versus San Antonio.
- Scored 24 points on 8-of-12 shooting (6-of-8 from 3PT) with six rebounds and four assists in 35 minutes.
- Has played in five games - all since Jan. 8 - and has scored 43 points with 14 rebounds and eight assists.

Isaiah Joe

- Isaiah Joe got his first NBA start with Philadelphia 76ers on Jan. 10 versus Denver.
- Scored 13 points four rebounds and two assists in 45 minutes.
- Since getting his first start is shooting 17-of-39 (.436) from 3-point range.
- Has played in nine games and has scored 62 points with 14 rebounds and eight assists.

NEW HOG

#20 KAMANI JOHNSON

6-7, 215, forward
Brooklyn, N.Y. / Arkansas-Little Rock

- **Signed Oct. 26 ... Joined the program on December 19, eligible to practice immediately and will become game eligible for the 2021-22 season.**
- A third team All-Sun Belt pick in 2020 as he more than doubled his point output - going from 5.1 ppg as a freshman to 11.0 ppg as a sophomore - and his rebounding improved from 4.8 per game to 6.7 per game, respectively. Also, his assists total went from 37 to 68 from his first year to his second while his free throw percentage improved from 50.8% to 72.7%.
- Led the Sun Belt and ranked 26th nationally in free throw attempts in 2019-20 and ranked 49th in the NCAA in free throws made (144). Overall, he played in 58 games with 43 starts in two seasons with the Trojans, scoring 479 points, grabbing 337 rebounds and dishing out 105 assists.
- **As a Sophomore at UALR:** Named hird team All-Sun Belt selection ... Two-time Sun Belt Conference Player of the Week (Jan. 6 and Feb. 4) ... Played in all 31 games with 28 starts for the Trojans, averaging 11.0 points, 6.7 rebounds and 2.2 assists per game ... Tied for fifth in the Sun Belt in rebounds per game and was second in offensive rebounds per game (3.0) ... His 144 free throws made ranked sixth in program history for a single season ... In the NCAA, ranked 26th in free throw attempts with a Sun Belt-best 198 and ranked 49th in free throws made (144) ... Had five double-doubles
- **As a Sophomore at UALR:** Played in 27 games with 15 starts as a true freshman ... Averaged 5.1 points and 4.8 rebounds in 19.2 minutes per game.
- **High School/Personal:** Spent two years at Montverde Academy in Florida, leading the Cougars to a state championship ... Played his senior season at Holy Spirit Prep School in Atlanta, averaging 17 points, nine rebounds, three assists and 1.5 blocks ... He is the younger brother of former Kentucky center Dakari Johnson.

FUTURE HOGS

CHANCE MOORE

6-5, 195, G
Brookhaven, Ga. / McEachern HS

- ESPN 4 star **44 national / 9 small forward** / 3 in Ga.
- 247 Sports Composite 4 star 85 national / 21 shooting guard / 5 in Ga.
- Participated in the Coach Wootten's Top 150 Showcase in October 2020 ... Transferred to McEachern mid-year as a junior and helped the squad reach the Georgia 7A semifinals ... Averaged 21.7 points and 5.8 rebounds.
- Came to McEachern from Holy Innocents Episcopal HS in Atlanta and Chamblee HS prior to that ... As a sophomore at Holy Innocents, named first team Class A Private All-State by HoopSeen.com and second team by the Atlanta Journal Constitution ... Was the Region 5-A North Player of the Year ... Tabbed the Class A Private Sophomore of the Year by HoopSeen.com ... Averaged 20.2 points and 7.0 rebounds.

AKOL MAWEIN

6-9, 205, F
Sydney, Australia / Southwest Christian (Ark.) Acad. / Navarro College

- Name is pronounced "ah-Cole ma-Ween."
- 247Sports rates him the **best JuCo power forward in the nation and the fourth-best overall prospect in the country** ... Ranked the fourth-best Juco recruit in the nation by jucorecruiting.com ... Averaged 13.5 points and 5.0 rebounds as a freshman at Navarro ... Made 21-of-64 3-pointers ... Tallied two double-doubles while scoring 20-plus points in six of his last 14 games including a season-high 31 points versus Paniola.
- Attended Southwest Christian Academy in Little Rock as a junior and senior ... Originally committed to play at UC Riverside under then head coach David Patrick, the current Arkansas associate head coach ... Also played for the Woodz Elite program on the Nike EYBL circuit ... Named to the 2019 USA TODAY ALL-USA Arkansas Boys Basketball second team (along with first team pick Davonte Davis).
- Born in Sudan before moving to Egypt and then to Australia ... Came to the United States to play high school basketball.

#PR HOGS

39 NBA Draft Selections	16 All-Star Game Appearances	14 All-Defensive Team Honors
--------------------------------	-------------------------------------	-------------------------------------

CURRENT HOGS IN THE NBA

CHICAGO BULLS **DANIEL GAFFORD**
 • 2nd Year in NBA
 • 2019 - 2nd RD/38th overall

HOUSTON ROCKETS **MASON JONES**
 • 1st Year in NBA
 • 2020 - Free Agent
 • Two-Way Contract

LOS ANGELES CLIPPERS **PATRICK BEVERLEY**
 • 9th Year in NBA
 • 3x NBA All-Defensive Team
 • 2009 - 2nd RD/42nd overall

PHOENIX SUNS **ISAIAH JOE**
 • 1st Year in NBA
 • 2020 - 2nd RD/49th overall

MILWAUKEE BUCKS **BOBBY PORTIS**
 • 6th Year in NBA
 • 2015 - 1st RD/22nd overall

12 First Round Draft Picks	7 All-NBA Selections	3 NBA Champions
-----------------------------------	-----------------------------	------------------------



BELGIUM	• Jabril Durham Belfius Mons-Hainaut
CANADA	• Olu Famutimi Guelph
	• Marvell Waithe Windsor Express
CHINA	• Sonny Weems Guangdong Southern
CZECH REPUBLIC	• Delvon Johnson Svitavy
EGYPT	• Jaylen Barford Al Ettehad
FRANCE	• Dustin Thomas BC Souffelweyersheim
GREECE	• Dusty Hannahs Kolossos HH
HUNGARY	• Adrio Bailey OSE Lions
ISRAEL	• Coty Clarke Bnei Hertzeliya
	• Rashad Madden Netanya
ITALY	• Marshawn Powell Trapani
	• Charles Thomas Scafati
LEBANON	• Darian Townes Al Riyadi
LUXEMBOURG	• Michael Jones Larochette B
MEXICO	• B.J. Young Libertadores de Queretaro
SPAIN	• Moses Kingsley Bilbao
TURKEY	• Daryl Macon Galatasaray



2020-21 SEC STANDINGS										
THROUGH SATURDAY - Jan 16, 2021										
	SEC	PCT.	HOME	AWAY	OVERALL	PCT.	HOME	ROAD	NEUTRAL	STRK
ALABAMA	6-0	1.000	3-0	3-0	11-3	.786	6-1	3-0	2-2	W7
LSU	5-1	.833	4-0	1-1	10-2	.833	8-0	1-2	1-0	W4
TENNESSEE	4-1	.800	2-1	2-0	10-1	.909	8-1	2-0	0-0	W3
MISSISSIPPI STATE	4-2	.667	2-2	2-0	9-5	.643	7-2	2-0	0-3	W1
KENTUCKY	3-2	.600	1-1	2-1	4-8	.333	2-3	2-2	0-3	L2
FLORIDA	3-3	.500	2-1	1-2	6-4	.600	3-1	1-3	2-0	L1
MISSOURI	2-2	.500	0-1	2-1	8-2	.800	4-1	3-1	1-0	W1
SOUTH CAROLINA	1-1	.500	1-0	0-1	3-3	.500	2-0	0-2	1-1	L1
ARKANSAS	2-4	.333	1-1	1-3	10-4	.714	9-1	1-3	0-0	W1
AUBURN	2-4	.333	1-2	1-2	8-6	.571	5-2	1-3	2-1	W2
TEXAS A&M	2-4	.333	1-2	1-2	7-5	.583	6-2	1-2	0-1	L1
GEORGIA	1-4	.200	0-2	1-2	8-4	.667	7-2	1-2	0-0	W1
OLE MISS	1-4	.200	1-2	0-2	6-6	.500	5-3	1-3	0-0	L3
VANDERBILT	0-4	.000	0-2	0-2	4-6	.400	4-3	0-3	0-0	L4

Tuesday, January 19	TV	Time (CT)
Tennessee at Florida	ESPN	6:00 pm
South Carolina at Missouri	SECN	6:00 pm
Alabama at LSU	ESPN2	8:00 pm
Ole Miss at Mississippi State	SECN	8:00 pm

Wednesday, January 20	TV	Time (CT)
Kentucky at Georgia	SECN	6:00 pm
Texas A&M at Vanderbilt	ESPN2	6:00 pm
AUBURN AT ARKANSAS	SECN	8:00 PM

Saturday, January 23	TV	Time (CT)
Auburn at South Carolina	ESPN/2	11:00 am
ARKANSAS AT VANDERBILT	SECN	NOON
Florida at Georgia	ESPN/2	1:00 pm
Texas A&M at Ole Miss	SECN	2:30 pm
Mississippi State at Alabama	SECN	5:00 pm
LSU at Kentucky	ESPN	5:00 pm
Missouri at Tennessee	SECN	7:30 pm

Tuesday, January 26	TV	Time (CT)
Kentucky at Alabama	ESPN/2	6:00 pm
Mississippi State at Tennessee	SECN	6:00 pm
Missouri at Auburn	ESPN2	8:00 pm
LSU at Texas A&M	SECN	8:00 pm

Wednesday, January 27	TV	Time (CT)
Vanderbilt at Florida	SECN	5:30 pm
Georgia at South Carolina	ESPN2	6:00 pm
OLE MISS AT ARKANSAS	SECN	7:30 PM

AP (Jan. 18)		
1	Gonzaga (62)	14-0 1,598
2	Baylor (2)	12-0 1,538
3	Villanova	8-1 1,445
4	Iowa	12-2 1,420
5	Texas	11-2 1,289
6	TENNESSEE	10-1 1,242
7	Michigan	11-1 1,197
8	Houston	11-1 1,155
9	Kansas	10-3 1,072
10	Wisconsin	11-3 939
11	Creighton	10-3 833
12	Texas Tech	11-4 792
13	Virginia	9-2 778
14	West Virginia	9-4 732
15	Ohio State	11-3 631
16	Virginia Tech	11-2 536
17	Minnesota	11-4 507
18	ALABAMA	11-3 487
19	MISSOURI	8-2 462
20	Clemson	9-2 354
21	Oregon	9-2 235
22	Illinois	9-5 232
23	Connecticut	7-1 209
24	UCLA	11-2 195
25	Saint Louis	7-1 172

COACHES (Jan. 18)		
1	Gonzaga	14-0 772
2	Baylor	12-0 747
3	Villanova	8-1 708
4	Iowa	12-2 659
5	Texas	11-2 612
6	TENNESSEE	10-1 598
7	Michigan	11-1 587
8	Houston	11-1 550
9	Kansas	10-3 490
10	Wisconsin	11-3 424
11	Creighton	10-3 372
12	Virginia	9-2 362
13	Texas Tech	11-4 327
14	Virginia Tech	11-2 274
15	West Virginia	9-4 272
16	ALABAMA	11-3 264
17	Minnesota	11-4 257
18	Ohio St.	11-3 234
19	MISSOURI	8-2 228
20	UCLA	11-2 210
21	Oregon	9-2 189
22	Clemson	9-2 154
23	Colorado	11-3 111
24	Illinois	9-5 110
25	Florida State	7-2 85

HOGS IN THE POLLS			
WEEK	AP	COACH	NET
Preseason	--	RV (2)	NA
Nov. 30	RV (2)	NA	NA
Dec. 7	--	RV (11)	NA
Dec. 14	RV (4)	RV (4)	NA
Dec. 21	RV (54)	RV (32)	NA
Dec. 28	RV (55)	RV (48)	NA
Jan. 4	RV (14)	RV (13)	24
Jan. 11	RV (24)	RV (8)	20
Jan. 18	--	--	35
Jan. 25			
Feb. 1			
Feb. 8			
Feb. 15			
Feb. 22			
Mar. 1			
Mar. 8			
FINAL			

THE LAST TIME ARKANSAS		
• Ranked on AP Poll Date		
Top 16-25:	#22	01/01/18
Top 11-15:	#15	11/14/00
Top 6-10:	#6	1995 Final Poll
Top 2-5:	#5	03/07/95
No. 1:	#1	'94-95 Preseason
• Vs. Ranked Opp - Last Win		
Top 25:	98-162 (LAST W. at #19 LSU 2019)	
#25:	3-4 Vanderbilt	1/31/12
#24:	1-3 Vanderbilt	2/23/00
#23:	3-7 vs Florida (SEC)	3/9/18
#22:	4-2 Kentucky (OT)	2/23/11
#21:	4-3 Texas A&M	2/17/18
#20:	10-5 Michigan	1/21/12
#19:	7-3 at LSU	2/2/19
#18:	5-7 at Ole Miss	1/31/10
#17:	2-3 at Kentucky	2/27/14
#16:	3-7 LSU	1/20/07
#15:	3-5 Mississippi State	1/7/12
#14:	5-7 Auburn	2/27/18
#13:	6-3 Kentucky (OT)	1/14/14
#12:	6-8 Alabama	12/7/07
#11:	5-8 Missouri	1/25/95
#10:	4-4 at Tennessee	2/25/06
#9:	3-4 Tennessee (OT)	1/23/17
#8:	3-4 Alabama	1/6/07
#7:	1-5 Texas	1/6/09
#6:	5-11 Kentucky	2/20/99
#5:	4-4 Texas A&M	1/27/16
#4:	5-12 Oklahoma	12/30/08
#3:	0-14 --	--
#2:	6-8 Florida	2/5/13
#1:	1-11 vs. UNC (at PB)	2/12/84

• As Ranked By # - Last Time		
as Top 25: 395-114		
#25:	6-2 W. Iowa	11/30/14
#24:	6-0 W. at Ole Miss	2/14/15
#23:	5-1 W. at Vanderbilt	1/10/15
#22:	8-5 L. at Auburn	1/6/18
#21:	6-4 L. North Texas	12/5/00
#20:	17-5 W. at LSU	1/2/99
#19:	16-7 L. Ole Miss	1/17/15
#18:	18-8 L. LSU	3/7/15
#17:	14-6 L. #21 Iowa (NCAA)	3/13/99
#16:	13-6 L. #7 Kentucky (SEC)	3/7/98
#15:	16-3 L. Southern Miss	11/18/00
#14:	28-4 W. Vanderbilt	2/7/98
#13:	13-3 W. Centenary	12/18/97
#12:	19-8 L. at Alabama	2/28/98
#11:	20-6 W. South Carolina	2/15/92
#10:	12-3 W. Ole Miss	2/18/95
#9:	21-6 W. #5 Kentucky	1/29/95
#8:	8-9 W. Montevallo	2/25/95
#7:	18-2 W. Auburn	3/4/95
#6:	21-3 L. UCLA (NCAA)	4/3/95
#5:	13-0 L. #3 Kentucky (SEC)	3/12/95
#4:	13-2 W. at Missouri	12/3/94
#3:	30-5 W. Tennessee	1/7/95
#2:	38-4 W. Duke (NCAA)	4/4/94
#1:	16-4 W. #14 Georgetown	11/27/94

• Last Time Beat Ranked Opp.		
• HOME •	• ROAD •	
#25:	Vandy	1/31/12
#24:	Vandy	2/23/00
#23:	LSU	3/3/92
#22:	Kentucky	2/23/11
#21:	Texas A&M	2/17/18
#20:	Michigan	1/21/12
#19:	Auburn	3/5/00
#18:	Vandy	3/1/08
#17:	Ole Miss	2/5/10
#16:	LSU	1/20/07
#15:	Miss State	1/7/12
#14:	Auburn	2/27/18
#13:	Kentucky	1/14/14
#12:	Texas	2/6/82
#11:	Missouri	12/4/95
#10:	Florida	2/18/06
#9:	Tennessee	12/30/17
#8:	Alabama	1/6/07
#7:	Texas	1/6/09
#6:	Kentucky	2/20/99
#5:	Texas A&M	1/27/16
#4:	Oklahoma	12/30/08
#3:	--	--
#2:	Florida	2/5/13
#1:	--	--

RECEIVING VOTES: Louisville 155, Colorado 148, **OKLAHOMA STATE 119**, Florida St. 112, Southern Cal 74, Duke 43, Drake 42, **LSU 20**, Boise St. 15, Xavier 7, Belmont 5, Michigan St. 3, Winthrop 3, Toledo 2, Utah St. 1, Purdue 1

RECEIVING VOTES: Louisville 84; Connecticut 82; Saint Louis 66; Southern California 58; **OKLAHOMA STATE 53**; Duke 36; Boise St. 28; Drake 20; Xavier 16; **LSU 14**; Richmond 9; Michigan St 4; San Diego St. 3; Toledo 2; Belmont 2; Tulsa 1; Rutgers 1.

Effort. Energy. Enthusiasm.

Versus 2020-21 Opponents

NON-CONFERENCE

SCHOOL	GMS	SERIES RECORD	H	A	N	LAST MEETING
Abilene Christian	1	Arkansas Leads, 1-0	1-0	0-0	0-0	H - W, 85-72 (12/20/20)
Central Arkansas	7	Arkansas Leads, 7-0	4-0	3-0	0-0	H - W, 100-75 (12/12/20)
Lipscomb	2	Arkansas Leads, 2-0	2-0	0-0	0-0	H - W, 86-50 (12/05/20)
Miss Valley State	6	Arkansas Leads, 6-0	6-0	0-0	0-0	H - W, 142-62 (11/25/20)
North Texas	16	Arkansas Leads, 16-0	9-0	1-0	6-0	H - W, 69-54 (11/28/20)
Oklahoma State	52	Arkansas Trails, 15-37	10-9	4-13	1-15	H - W, 66-65 (12/07/18)
Oral Roberts	13	Arkansas Leads, 11-2	8-0	1-2	2-0	H - W, 87-76 (12/20/20)
Southern	3	Arkansas Leads, 3-0	2-0	0-0	1-0	H - W, 79-44 (12/09/20)
Texas-Arlington	9	Arkansas Leads, 9-0	7-0	1-0	1-0	H - W, 72-60 (12/02/20)
Tulsa	61	Arkansas Leads, 37-24	25-8	9-15	3-1	H - W, 98-79 (12/14/19)

SOUTHEASTERN CONFERENCE

SCHOOL	GMS	SERIES RECORD	H	A	N	LAST MEETING
Alabama	64	Arkansas Leads, 35-29	19-6	8-21	8-2	A - L, 59-90 (01/16/21)
• SEC Only	54	Arkansas Leads, 28-26	19-6	8-19	1-1	
Auburn	55	Arkansas Leads, 35-20	21-5	13-14	1-1	A - W, 97-85 (12/30/20)
• SEC Only	54	Arkansas Leads, 35-19	21-5	13-14	1-0	
Florida	38	Arkansas Trails, 12-26	8-7	2-14	2-5	A - L, 59-73 (02/18/20)
• SEC Only	38	SAME	SAME	SAME	SAME	
Georgia	40	Arkansas Leads, 24-16	12-3	6-10	6-3	H - W, 99-69 (01/09/21)
• SEC Only	40	SAME	SAME	SAME	SAME	
Kentucky	44	Arkansas Trails, 11-33	7-8	3-15	1-10	H - L, 66-73 (01/18/20)
• SEC Only	39	Arkansas Trails, 11-28	7-8	3-13	1-8	
LSU	70	Arkansas Leads, 37-33	20-8	12-19	5-6	A - L, 92-76 (01/13/21)
• SEC Only	61	Arkansas Leads, 33-28	20-8	11-18	2-2	
Ole Miss	82	Arkansas Leads, 49-33	16-11	9-20	24-2	A - W, 76-72 (01/11/20)
• SEC Only	53	Series Tied, 27-27	16-10	9-18	1-0	
Mississippi State	64	Arkansas Leads, 33-31	21-8	7-22	5-1	H - L, 77-78 (02/15/20)
• SEC Only	55	Arkansas Leads, 28-27	20-7	6-20	2-0	
Missouri	54	Arkansas Leads, 28-26	17-10	10-16	1-0	H - L, 68-81 (01/02/21)
• SEC Only	17	Arkansas Leads, 9-8	7-2	2-6	0-0	
South Carolina	35	Arkansas Leads, 20-15	11-5	6-8	3-2	H - L, 77-79 (01/29/20)
• SEC Only	35	SAME	SAME	SAME	SAME	
Tennessee	44	Arkansas Trails, 21-23	11-4	4-14	6-5	A - L, 79-74 (01/06/21)
• SEC Only	40	Arkansas Trails, 18-22	11-4	4-14	3-4	
Texas A&M	160	Arkansas Leads, 103-57	58-15	38-38	7-4	A - L, 69-77 (03/07/20)
• SEC Only	14	Arkansas Leads 8-6	6-1	2-5	0-0	
Vanderbilt	40	Arkansas Leads, 28-12	16-3	7-8	5-1	N - W, 86-73 (03/11/20)
• SEC Only	38	Arkansas Leads 27-11	15-3	7-7	5-1	



ERIC MUSSELMAN LIVE RADIO SHOW

Once again, there will be 12 Arkansas basketball radio shows, all starting at 7 pm, at Sassy's BBQ and Grille in Fayetteville.

- Monday, Jan. 25
- Sunday, Jan. 31
- Monday, Feb. 22
- Sunday, Feb. 28



COURTSIDE WITH ERIC MUSSELMAN

There will be 10, 30-minute television shows featuring head coach Eric Musselman and co-host Chuck Barrett. Each show will air on Sunday, Please check local listings for times and channels in your area.

- Sunday, Jan. 24
- Sunday, Jan. 31
- Sunday, Feb. 7
- Sunday, Feb. 14
- Sunday, Feb. 21
- Sunday, Feb. 28
- Sunday, Mar. 7

ARKANSAS IN THE 2020-21

(Through Games of Saturday - Jan. 16)



TEAM IN THE NCAA/SEC

	NCAA	SEC	NO.
3-pt Field Goal Attempts (340 ranked)	15	3	374
Assist Turnover Ratio (340 ranked)	86	2	1.16
Assists Per Game (340 ranked)	95	4	14.9
Blocked Shots Per Game (340 ranked)	17	5	5
Defensive Rebounds per Game (340 ranked)	27	1	28.93
Fewest Fouls (340 ranked)	284	12	241
Fewest Turnovers (340 ranked)	255	8	180
Field-Goal Percentage (340 ranked)	172	9	44.4
Field-Goal Percentage Defense (340 ranked)	96	8	41.1
Free Throw Attempts (340 ranked)	21	1	304
Free Throws Made (340 ranked)	16	2	225
Free-Throw Percentage (340 ranked)	68	5	74
Offensive Rebounds Per Game (340 ranked)	18	1	13.57
Personal Fouls Per Game (340 ranked)	126	4	17.2
Rebound Margin (340 ranked)	40	2	6.7
Scoring Defense (340 ranked)	186	9	70.6
Scoring Margin (340 ranked)	26	3	14.6
Scoring Offense (340 ranked)	14	2	85.2
Steals Per Game (340 ranked)	37	4	8.4
Three Pt FG Defense (340 ranked)	119	7	31.7
Three-Point Field Goals Per Game (340 ranked)	43	4	9.1
Three-Point Field-Goal Percentage (340 ranked)	145	5	34.2
Total 3-point FGM (340 ranked)	23	3	128
Total Assists (340 ranked)	34	2	208
Total Blocks (340 ranked)	8	3	70
Total Rebounds (340 ranked)	2	1	595
Total Rebounds Per Game (340 ranked)	9	1	42.5
Total Steals (340 ranked)	15	2	118
Turnover Margin (333 ranked)	79	4	2.2
Turnovers Forced (340 ranked)	99	10	15.07
Turnovers Per Game (340 ranked)	107	2	12.9
Won-Lost Percentage (334 ranked)	73	5	71.4

RAZORBACKS IN THE NCAA/SEC

	PLAYER	NCAA	SEC	NO.
3-pt Field Goal Attempts (331 ranked)	JD Notae	57	3	84
Assist Turnover Ratio (350 ranked)	Moses Moody	130	7	72
Assists Per Game (350 ranked)	Jalen Tate	224	4	1.59
Blocked Shots Per Game (344 ranked)	Jalen Tate	92	3	4.4
Defensive Rebounds per Game (348 ranked)	Connor Vanover	65	5	1.71
Double Doubles (258 ranked)	Connor Vanover	269	10	4.71
	Jalen Tate	121	8	2
	Moses Moody	258	12	1
	Desi Sills	258	12	1
	Justin Smith	258	12	1
Field-Goal Percentage (345 ranked)	Moses Moody	255	11	44.3
Free Throw Attempts (337 ranked)	JD Notae	303	14	41.4
Free Throws Made (343 ranked)	Moses Moody	33	4	76
	JD Notae	119	9	58
Free-Throw Percentage (350 ranked)	Moses Moody	21	2	62
Minutes Per Game (350 ranked)	JD Notae	102	8	44
Offensive Rebounds Per Game (346 ranked)	Moses Moody	132	5	81.6
Points Per Game (349 ranked)	Moses Moody	226	6	32.40
	Moses Moody	125	7	2.5
	Moses Moody	114	6	17.6
	JD Notae	243	10	15.1
Rebounds Per Game (343 ranked)	Connor Vanover	343	13	6
Steals Per Game (327 ranked)	Desi Sills	185	10	1.57
Three-Point Field Goals Per Game (340 ranked)	Moses Moody	241	11	2
	JD Notae	241	11	2
Total 3-point FGM (324 ranked)	Moses Moody	110	4	28
	JD Notae	110	4	28
Total Assists (349 ranked)	Jalen Tate	40	2	62
Total Blocks (294 ranked)	Connor Vanover	28	3	24
Total Field Goal Attempts (349 ranked)	Moses Moody	49	3	176
	JD Notae	68	4	169
	Desi Sills	349	17	120
Total Field Goals Made (332 ranked)	Moses Moody	67	3	78
	JD Notae	127	6	70
	Jalen Tate	291	19	58
Total Minutes (350 ranked)	Moses Moody	50	2	457:20
	Jalen Tate	296	9	379:34
	Desi Sills	299	10	379:07
Total Points (350 ranked)	Moses Moody	31	2	246
	JD Notae	89	4	212
Total Rebounds (348 ranked)	Connor Vanover	145	5	84
	Moses Moody	174	9	82
Total Steals (296 ranked)	Desi Sills	66	1	22
	JD Notae	153	10	18
	Moses Moody	199	13	17



ERIC MUSSELMAN

ARKANSAS HEAD COACH

140-50 • 6th year as collegiate head coach
503-291 • 14 seasons as professional head coach

COLLEGIATE HEAD COACHING RECORD

Year	Record	Conference	Postseason
2015-16	24-14	10-8 MW (T4th)	CBI Champion
2016-17	28-7	14-4 MW (1st) ^ *	NCAA 1st Round
2017-18	29-8	15-3 MW (1st) ^	NCAA Sweet 16
2018-19	29-5	15-3 MW (1st) ^	NCAA 1st Round
2019-20	20-12	7-11 SEC (T10th)	Canceled
2020-21	10-4	2-4 SEC	
Totals	140-50	63-33	

^ - Regular season champion / * - Tournament champion

Eric Musselman was named Arkansas' 13th head men's basketball coach on April 7, 2019. He has over 30 years of coaching experience, including five as a collegiate head coach and 14 as a professional head coach.

In his five years as a collegiate head coach, Musselman has won at least 20 games each season (24, 28, 29, 29 and 20) to post a 130-46 record and .739 winning percentage - ninth-best among active Division I coaches. Prior to entering the collegiate head coaching ranks, Musselman was a head coach for seven professional teams, including two seasons with the Golden State Warriors (2002-04) and one with the Sacramento Kings (2006-07). He has won over 550 games as a professional head coach with a combined winning percentage of .626 (553-330).

Musselman is married to Danyelle Sargent Musselman who has worked at ESPN, Fox Sports and the NFL Network as a broadcaster. Musselman has two sons, Michael and Matthew, and the couple has a daughter, Mariah.

Musselman's father Bill was also an NBA head coach and they were the first father-son combination to become head coaches in the NBA.

MUSSELMAN'S CAREER AS HEAD COACH

NOTE: Professional basketball **DOES NOT** count postseason toward season W-L record nor to head coach W-L record

Year	Team	League	Record	Note for the Season	Reg. Season Div./Conf. Finish	Postseason
1989-90	Rapid City	CBA	42-14	MOST WINS IN CBA	1st National Conf.	Finals (8-8) *
1991-92	Rapid City	CBA	37-19	2nd-most wins in CBA	1st National Conf.	Finals (9-7) *
1992-93	Rapid City	CBA	44-12	MOST WINS IN CBA	1st National Conf.	Conf. Finals (5-3) *
1993-94	Rapid City	CBA	37-19	MOST WINS IN CBA	1st National Conf.	Conf. Finals (5-5) *
1994-95	Rapid City	CBA	31-25	6th-most wins in CBA	5th National Conf.	Conf. 1st Rd (0-2) *
1995-96	Florida	CBA	41-15	MOST WINS IN CBA	1st National Conf.	Conf. Finals (5-3) *
1996-97	Florida	CBA	38-18	2nd-most wins in CBA	1st American Conf.	Finals (7-6) *
1995	Florida	USBL	25-2	MOST WINS IN USBL	1st Overall	Champion (1-0) *
1996	Florida	USBL	28-1	MOST WINS IN USBL	1st Southern Div.	Champion (3-0) *
2002-03	Golden State	NBA	38-44	6th Pacific Division	11th Western Conf.	--
2003-04	Golden State	NBA	37-45	T4th Pacific Division	11th Western Conf.	--
2006-07	Sacramento	NBA	33-49	5th Pacific Division	11th Western Conf.	--
2010-11	Reno	D-League	34-16	2nd-most wins in NBADL	1st Western Conf.	Semifinals (2-3) *
2011-12	Los Angeles	D-League	38-12	MOST WINS IN NBADL	1st Western Conf.	Finals (5-2) *
2015-16	Nevada	NCAA	24-14	Led NCAA in FT Made	T4th Mountain West	CBI Champion (5-1)
2016-17	Nevada	NCAA	28-7	T16th for Most wins NCAA	1st Mountain West	NCAA 1st Rd (0-1)
2017-18	Nevada	NCAA	29-8	2nd in NCAA in A-TO ratio	1st Mountain West	NCAA Sweet 16 (2-1)
2018-19	Nevada	NCAA	29-5	7th in NCAA in W-L%	1st Mountain West	NCAA 1st Rd (0-1)
2019-20	Arkansas	NCAA	20-12	Led NCAA in 3PT% Def	T10th SEC	Canceled
2020-21	Arkansas	NCAA	10-4	--	--	--
2010	Dominican Team		5-1	Silver Medal Centrobasket Championship		
2011	Venezuelan Team		12-9	5th FIBA Americas Championship		
2012	Venezuelan Team		7-4	Silver Medal FIBA South American Championship		

MUSSELMAN VS. ALL OPPONENTS

Opponent	Overall	at Nevada	at Arkansas	Last Meeting
Abilene Christian	1-0	0-0	1-0	12/20/20
Air Force	7-0	7-0	0-0	03/05/19
Akron	1-0	1-0	0-0	12/22/18
Alabama	1-1	0-0	1-1	01/16/21
Arizona State	1-0	1-0	0-0	12/07/18
Arkansas-Little Rock	1-0	1-0	0-0	11/16/18
Auburn	1-1	0-0	1-1	12/30/20
Austin Peay	1-0	0-0	1-0	11/12/19
Boise State	7-2	7-2	0-0	02/02/19
Bradley	1-0	1-0	0-0	12/03/16
Buffalo	1-0	1-0	0-0	11/25/16
BYU	1-0	1-0	0-0	11/06/18
Cal State Fullerton	0-1	0-1	0-0	11/28/15
California Baptist	1-0	1-0	0-0	11/19/18
Central Arkansas	1-0	0-0	1-0	12/20/20
Cincinnati	1-0	1-0	0-0	03/18/18
Coastal Carolina	1-0	1-0	0-0	11/13/15
Colorado State	7-1	7-1	0-0	02/02/19
Davidson	1-0	1-0	0-0	11/21/17
Drake	1-0	1-0	0-0	12/12/15
Eastern Washington	1-0	1-0	0-0	03/21/16
Florida	0-2	0-1	0-1	02/18/20
Fresno Pacific	1-0	1-0	0-0	12/09/15
Fresno State	6-3	6-3	0-0	02/23/19
LSU	1-1	0-0	1-1	03/05/20
Georgia	1-1	0-0	1-1	01/09/21
Georgia Tech	1-0	0-0	1-0	11/25/19
Grand Canyon	1-0	1-0	0-0	12/09/18
Hawai'i	1-1	1-1	0-0	11/24/17
Holy Names	1-0	1-0	0-0	11/30/15
Idaho	1-0	1-0	0-0	11/10/17
Illinois State	1-0	1-0	0-0	11/29/17
Indiana	1-0	0-0	1-0	12/29/19
Iona	1-1	1-1	0-0	11/26/16
Iowa State	0-1	0-1	0-0	03/16/17
Kentucky	0-1	0-0	0-1	01/19/20
Lipscomb	1-0	0-0	1-0	12/05/20
LSU	1-2	0-0	1-2	01/13/21
Loyola-Chicago	1-1	1-1	0-0	11/28/18
Loyola Marymount	1-0	1-0	0-0	11/14/16
Ole Mis	1-0	0-0	1-0	01/11/20
Massachusetts	1-0	1-0	0-0	11/23/18
Mississippi State	0-2	0-0	0-2	02/15/20
Mississippi Valley	0-0	1-0	1-0	11/25/20
Missouri	1-2	0-0	1-2	01/02/21
Montana	2-0	1-0	1-0	11/16/19
Montana State	1-0	1-0	0-0	11/15/15
Morehead State	2-1	2-1	0-0	04/01/16
New Mexico	5-3	5-3	0-0	02/09/19
North Texas	2-0	0-0	2-0	11/29/20
Northern Kentucky	1-0	0-0	1-0	11/30/19
Oakland	1-0	1-0	0-0	11/23/16
Oral Roberts	1-0	0-0	1-0	12/20/20

MUSSELMAN VS. ALL OPPONENTS

Opponent	Overall	at Nevada	at Arkansas	Last Meeting
Oregon State	1-1	1-1	0-0	11/18/16
Pacific	4-0	4-0	0-0	11/09/18
Portland State	1-0	1-0	0-0	11/25/15
Radford	1-0	1-0	0-0	12/17/17
Rhode Island	1-0	1-0	0-0	11/13/17
Rice	1-0	0-0	1-0	11/05/19
Saint Mary's	0-1	0-1	0-0	11/11/16
San Diego State	3-7	3-7	0-0	03/0/19
San Francisco	0-1	0-1	0-0	12/23/17
San Jose State	6-0	6-0	0-0	01/09/19
Santa Clara	2-0	2-0	0-0	11/15/17
South Carolina	0-1	0-0	0-1	01/29/20
South Dakota	1-0	0-0	1-0	11/22/19
South Dakota State	1-0	1-0	0-0	12/15/18
Southern	1-0	0-0	1-0	1209/20
Southern Cal	1-0	1-0	0-0	12/01/18
Southern Illinois	1-0	1-0	0-0	12/22/17
Tennessee	1-2	0-0	1-2	01/06/21
Texas	1-0	1-0	0-0	03/16/18
Texas A&M	1-1	0-0	1-1	03/07/20
TCU	1-1	0-1	1-0	01/25/20
Texas Southern	1-0	0-0	1-0	11/19/19
Texas Tech	0-1	0-1	0-0	12/05/17
Towson	1-0	1-0	0-0	12/21/16
Tulsa	2-0	1-0	1-0	12/14/19
UC Davis	1-0	1-0	0-0	12/19/17
UC Irvine	2-0	2-0	0-0	12/02/17
UC Santa Barbara	1-0	1-0	0-0	12/22/16
UNLV	7-2	7-2	0-0	02/27/19
UT Arlington	1-0	0-0	1-0	12/02/20
Utah	1-0	1-0	0-0	12/29/18
Utah State	7-2	7-2	0-0	03/02/19
Valparaiso	1-0	0-0	1-0	12/21/19
Vanderbilt	2-0	0-0	2-0	03/11/20
Vermont	1-0	1-0	0-0	03/23/16
Washington	1-0	1-0	0-0	12/11/16
Western Kentucky	0-1	0-0	0-1	12/07/19
Wichita State	0-1	0-1	0-0	12/22/15
Wyoming	5-1	5-1	0-0	02/16/19
Totals	140-50	110-34	30-16	

MUSSELMAN VS. CONFERENCES

American Athletic	3-0	CAA	1-0	Ohio Valley	3-1
American East	1-0	C-USA	3-1	Pac-12	5-1
ACC	1-0	Horizon League	2-0	Patriot League	0-0
Atlantic Sun	1-0	Ind./Non DI	2-0	SEC	10-15
Atlantic 10	3-0	Ivy League	0-0	SoCon	0-0
Big East	0-0	MAAC	1-1	Southland	2-0
Big Sky	6-0	Mid-American	1-0	SWAC	3-0
Big South	2-0	MEAC	0-0	Summit League	3-0
Big Ten	1-0	Missouri Valley	6-2	Sun Belt	3-0
Big 12	2-3	Mountain West	60-21	WCC	8-2
Big West	5-2	Northeast	0-0	WAC	2-0

MUSSELMAN MILESTONE WINS

Overall	Rank	Date	Opponent	Record
1	11/13/15	Coastal Carolina (Honolulu, Hawaii)	73-56	
100	01/24/19	Colorado State (Reno, Nev.)	100-60	

AT ARKANSAS

1	11/05/19	Rice (Fayetteville, Ark.)	91-43
---	----------	---------------------------	-------

MUSSELMAN COACHING HONORS

- 1996 USBL Coach of the Year
- 2003 NBA Coach of the Year Runner-Up
- 2012 NBA D-League Coach of the Year
- 2016 Bleacher Report's Mountain West Coach of the Year
- 2017 USBWA District VIII Coach of the Year
- 2018 USBWA District VIII and NABC District 17 Coach of the Year Mountain West Coach of the Year

MUSSELMAN DID YOU KNOWS....

- Named General Manager of CBA's Rapid City Thrillers at age 22. The next year, became head coach of the Thrillers at he age of 23, the youngest coach in CBA history.
- From 1990-1997, had 26 players called up to the NBA, the highest number in the league during that span ... The only person in CBA history to coach in five league All-Star Games (1990, 1992, 1993, 1994, 1997)
- The first coach in professional basketball history to win 100 games by the age of 28.
- At the age of 37, named head coach of the Golden State Warriors and was the youngest head coach in the NBA at the time.
- He and his father, Bill, were first father-son combination to both become head coaches in NBA history.
- In 2003, was runner-up to San Antonio's Gregg Popovich for NBA Coach of the Year Award voting (231 points, including 26 first-place votes).
- Only needed 130 games to win his 100th game as a collegiate head coach.
- Is the CBA's third all-time winningest coach (270-122 in seven seasons) and the most successful coach (54-3 in two seasons) in the history of the United States Basketball League.
- Led CBA in scoring (116.7 ppg) in 192-93 -2nd in NBA in scoring (102.4 ppg) in 2002-03.

MUSSELMAN RECORD - POINTS SCORED

Scoring Below 50 Points:	0-0
- At Arkansas	0-0
Home:.....	0-0..... 0-0 at Arkansas
Away:.....	0-0..... 0-0 at Arkansas
Neutral:.....	0-0..... 0-0 at Arkansas
Scoring 50-59 Points:	0-9
- At Arkansas:.....	0-1
Home:.....	0-1..... 0-0 at Arkansas
Away:.....	0-6..... 0-1 at Arkansas
Neutral:.....	0-2..... 0-0 at Arkansas
Scoring 60-69 Points:	15-15
- At Arkansas	7-4
Home:.....	9-4..... 6-2 at Arkansas
Away:.....	3-8..... 1-2 at Arkansas
Neutral:.....	3-3..... 0-0 at Arkansas
Scoring 70-79 Points:	46-18
- At Arkansas	8-7
Home:.....	26-4..... 7-2 at Arkansas
Away:.....	14-11..... 2-5 at Arkansas
Neutral:.....	6-3..... 1-0 at Arkansas
Scoring 80-89 Points:	49-3
- At Arkansas	7-1
Home:.....	28-0..... 5-0 at Arkansas
Away:.....	13-2..... 1-1 at Arkansas
Neutral:.....	8-1..... 1-0 at Arkansas
Scoring 90-99 Points:	20-1
- At Arkansas	5-0
Home:.....	12-0..... 4-0 at Arkansas
Away:.....	7-1..... 1-0 at Arkansas
Neutral:.....	1-0..... 0-0 at Arkansas
Scoring 100 or More Points:	10-1
- At Arkansas	2-0
Home:.....	7-0..... 2-0 at Arkansas
Away:.....	2-1..... 0-0 at Arkansas
Neutral:.....	1-0..... 0-0 at Arkansas

BEST WINNING PERCENTAGE among active NCAA Division I head coaches

(min 5 yrs as a Division I Head Coach)
(stats.NCAA.org/head_coaches • Thru Jan 17, 2021)

1	Mark Few, Gonzaga	.832	613-124	22nd yr
2	Chris Jans, New Mexico State	.779	106-30	5th yr
3	Roy Williams, North Carolina	.776	893-258	33rd yr
4	Bill Self, Kansas	.768	718-217	28th yr
5	John Calipari, Kentucky	.768	737-223	29th yr
6	Mike Krzyzewski, Duke	.767	1162-353	46th yr
7	ERIC MUSSELMAN, ARKANSAS	.737	140-50	6th yr
8	Steve Forbes, Wake Forest	.735	133-48	6th yr
9	Sean Miller, Arizona	.735	415-150	17th yr
10	Eric Olsen, UC San Diego	.732	161-59	7th yr



MUSSELMAN RECORD - POINTS ALLOWED

Opponent Scores Below 50 Points:	6-0
- At Arkansas	4-0
Home:.....	5-0..... 4-0 at Arkansas
Away:.....	1-0..... 0-0 at Arkansas
Neutral:.....	0-0..... 0-0 at Arkansas
Opponent Scores 50-59 Points:	24-1
- At Arkansas	6-0
Home:.....	17-1..... 6-0 at Arkansas
Away:.....	6-0..... 0-0 at Arkansas
Neutral:.....	1-0..... 0-0 at Arkansas
Opponent Scores 60-69 Points:	55-6
- At Arkansas	11-0
Home:.....	34-0..... 9-0 at Arkansas
Away:.....	12-2..... 1-0 at Arkansas
Neutral:.....	9-4..... 1-0 at Arkansas
Opponent Scores 70-79 Points:	39-18
- At Arkansas	7-8
Home:.....	21-5..... 4-4 at Arkansas
Away:.....	12-11..... 2-4 at Arkansas
Neutral:.....	6-2..... 1-0 at Arkansas
Opponent Scores 80-89 Points:	13-14
- At Arkansas	1-4
Home:.....	5-3..... 0-1 at Arkansas
Away:.....	6-10..... 1-3 at Arkansas
Neutral:.....	3-1..... 0-0 at Arkansas
Opponent Scores 90-99 Points:	2-6
- At Arkansas	1-3
Home:.....	2-2..... 1-0 at Arkansas
Away:.....	0-3..... 0-3 at Arkansas
Neutral:.....	0-1..... 0-0 at Arkansas
Opponent Scores 100 or More Points:	1-2
- At Arkansas	0-0
Home:.....	0-0..... 0-0 at Arkansas
Away:.....	1-2..... 0-0 at Arkansas
Neutral:.....	0-0..... 0-0 at Arkansas

MUSSELMAN RECORD BREAKDOWN

OVERALL:	140-50
- AT ARKANSAS.....	30-16
Home:.....	81-10.....23-5 at Arkansas
Away:.....	39-30.....5-11 at Arkansas
Neutral:.....	20-10.....2-0 at Arkansas
CONFERENCE GAMES:	63-33
- AT ARKANSAS.....	9-15
Home:.....	37-10.....6-5 at Arkansas
Away:.....	26-23.....3-10 at Arkansas
VS RANKED TEAMS:.....	2-7
- AT ARKANSAS.....	0-4
Home:.....	0-3 / 0-3 at Ark
Away:.....	0-2 / 0-1 at Ark
Neutral:.....	2-2 / 0-0 at Ark
AS RANKED TEAM:.....	38-12
- AT ARKANSAS.....	0-0
Home:.....	18-1 / 0-0 at Ark
Away:.....	14-6 / 0-0 at Ark
Neutral:.....	8-5 / 0-0 at Ark
RECORD BY MONTH:	
November:.....	34-4.....9-0 at Arkansas
December:.....	32-8.....11-1 at Arkansas
January:.....	29-14.....5-8 at Arkansas
February:.....	25-12.....3-6 at Arkansas
March:.....	18-12.....2-1 at Arkansas
April:.....	1-0.....0-0 at Arkansas
WHEN LEADING AT HALFTIME:	108-6
at Arkansas.....	25-2
WHEN TRAILING AT HALFTIME:	30-43
at Arkansas.....	5-14
WHEN TIED AT HALFTIME:	2-1
at Arkansas.....	0-0
OUT-REBOUNDING OPP:	82-11
at Arkansas.....	12-1
BEING OUT-REBOUNDED:	50-36
at Arkansas.....	17-14
REBOUNDS ARE EVEN:	8-2
at Arkansas.....	1-1
WHEN SCORING FIRST:	82-23
at Arkansas.....	16-7
WHEN OPPONENT SCORES FIRST:	58-27
at Arkansas.....	14-9
ONE-POSSESSION GAMES:	16-12
at Arkansas.....	1-4
OVERTIME GAMES:	7-6
at Arkansas.....	1-3
GAMES DECIDED BY 1-5 PTS OR LESS:	28-20
at Arkansas.....	4-6
GAMES DECIDED BY 6-10 PTS:	21-13
at Arkansas.....	6-5
GAMES DECIDED BY 11-19 PTS:	43-11
at Arkansas.....	10-3
GAMES DECIDED BY 20-PLUS PTS:	38-6
at Arkansas.....	10-2
SHOOTING 50 PERCENT OR BETTER:	46-2
at Arkansas.....	8-1
SHOOTING PCT. BETTER THAN OPP:	113-9
at Arkansas.....	24-4
SHOOTING PCT. WORSE THAN OPP:	25-40
at Arkansas.....	5-12
SHOOTING PCT. SAME AS OPP:	1-1
at Arkansas.....	0-0
OUT-SCORING OPP BENCH:	67-5
at Arkansas.....	14-4
OUT-SCORED BY OPP BENCH:	67-36
at Arkansas.....	14-12
BENCH SCORING EVEN:	6-0
at Arkansas.....	2-0

MOST POINTS BY A MUSSELMAN TEAM

NOTE: MISSING RESULTS FROM RAPID CITY (CBA) AND FLORIDA (USBL)

142 Arkansas	Mississippi Valley State	11/25/20	W, 142-62
138 LA D-Fenders	Erie BayHawks	02/06/12	W, 138-107
135 LA D-Fenders	Stockton Kings	11/28/11	W, 135-103
135 Sacramento	Charlotte Bobcats	02/28/07	W, 135-120
135 Golden State	Orlando Magic	11/16/02	W, 135-92
133 Golden State	at Milwaukee Bucks	03/08/03	L, 133-138 (OT)
132 LA D-Fenders	Rio Grande Valley Vipers	12/05/11	W, 132-126
128 Sacramento	Los Angeles Lakers	12/29/06	L, 128-132 (OT)
128 Golden State	Utah Jazz	04/08/03	W, 128-102
127 LA D-Fenders	Canton Charge	01/30/12	W, 127-87
127 Reno	Idaho Stampede	12/01/10	W, 127-117
126 Reno	Rio Grande Valley Vipers	004/20/11	L, 126-134

PLAYER GAME HIGHS:

MOST POINTS:	
at Nevada:	45 Jordan Caroline at New Mexico 01/07/17
	40 Jordan Caroline at Colorado St 02/06/19
	37 D.J. Fenner vs UNLV 02/08/17
	34 Marquee Coleman at Hawai'i 11/16/15
	33 Caleb Martin at Utah 12/29/18
	32 Marcus Marshall at Wyoming 01/14/17
	32 Marcus Marshall at Washington 12/11/16
	32 Tyrone Criswell vs Eastern Washington 03/21/16
	30 4x
at Arkansas:	41 Mason Jones vs Tulsa 12/14/19
	40 Mason Jones vs Auburn 02/04/20
	38 Mason Jones vs Miss State 02/15/20
	37 Mason Jones vs Tennessee 02/26/20
	36 Mason Jones vs LSU 03/04/20
	34 Mason Jones vs South Carolina 01/29/20
	34 Isaiah Joe at Ole Miss 01/11/20
	33 Isaiah Joe vs Texas Southern 11/19/19
	32 Mason Jones vs Rice 11/05/19
	30 Mason Jones at Texas A&M 03/07/20
	30 Mason Jones at Alabama 02/01/20
	30 Jimmy Whitt Jr. vs Vanderbilt 01/15/20
SEC Game: 40 Mason Jones vs Auburn 02/04/20	
SEC Tourney: 22 Mason Jones vs Vanderbilt 03/11/20	
NCAA Tourney: --	
Bud Walton: 41 Mason Jones vs Tulsa 12/14/19	
Road Game: 34 Isaiah Joe at Ole Miss 01/11/20	
Neutral Site: 22 Mason Jones vs Vanderbilt 03/11/20	
Ranked Opp: 40 Mason Jones vs Auburn 02/04/20	
Frosh: 28 Moses Moody at Alabama 01/16/21	
Soph: 34 Isaiah Joe at Ole Miss 01/11/20	
Junior: 41 Mason Jones vs Tulsa 12/14/19	
Senior: 30 Jimmy Whitt Jr. vs Vanderbilt 01/15/20	
Season Opener: 32 Mason Jones vs Rice 11/05/19	
SEC Opener 17 Isaiah Joe & Mason Jones vs TX A&M 01/04/20	
MOST FIELD GOALS MADE:	
at Nevada:	17 Jordan Caroline at New Mexico 01/07/17
	13 Cody Martin vs Utah State 02/17/18
	12 Jordan Caroline at UNLV 02/25/17
	12 Cameron Oliver vs Eastern Washington 03/21/16
	12 D.J. Fenner v UNLV 02/08/17
at Arkansas:	14 Jimmy Whitt Jr. vs Vanderbilt 01/15/20
	12 Mason Jones vs Auburn 02/04/20
	12 Mason Jones vs Tulsa 12/14/19
	12 Mason Jones vs Rice 11/05/19
	11 Mason Jones vs Tennessee 02/26/20
	11 Isaiah Joe at Ole Miss 01/11/20
	11 Jimmy Whitt Jr. vs South Dakota 11/19/19
	11 Jimmy Whitt Jr. at Alabama 02/01/20
MOST 3-POINTERS MADE:	
at Nevada:	8 Marcus Marshall at UNLV 02/25/17
	7 6x
at Arkansas:	8 Mason Jones at Texas A&M 03/07/20
	7 Isaiah Joe at Ole Miss 01/11/20
	6 Isaiah Joe at Texas A&M 03/07/20
	6 Isaiah Joe at Indiana 12/29/19
	6 Isaiah Joe vs Texas Southern 11/19/19
MOST FREE THROWS MADE:	
at Nevada:	15 Marcus Marshall vs Boise State 02/22/17
	15 Marquee Coleman vs UNLV 01/23/16
	15 Marquee Coleman at Hawai'i 11/16/15
	14 Jordan Caroline vs Rhode Island 11/13/17
	14 Marcus Marshall at Wyoming 01/14/17
at Arkansas:	18 Mason Jones vs Miss State 02/15/20
	15 Mason Jones vs South Carolina 01/29/20
	12 Mason Jones vs LSU 03/04/20
	12 Isaiah Joe vs Tennessee 02/26/20
	12 Mason Jones vs Tulsa 12/14/19
	11 Jimmy Whitt Jr. at Tennessee 02/11/20
	11 Mason Jones at Missouri 02/08/20
	11 Mason Jones vs Auburn 02/04/20
MOST REBOUNDS:	
at Nevada:	24 Cameron Oliver vs Fresno State 02/1/16
	21 Cameron Oliver at UNLV 02/20/16
	17 Cameron Oliver vs Colorado State 03/04/17
	16 6x
at Arkansas:	17 Justin Smith vs Oral Roberts 12/20/20
	16 Connor Vanover vs North Texas 11/28/20
	15 Jimmy Whitt Jr. vs LSU 03/04/20
	12 Mason Jones vs South Carolina 01/29/20
	12 Jimmy Whitt Jr. at Western Ky 12/07/19
	11 Reggie Chaney at Missouri 02/08/20
	11 Reggie Chaney at Alabama 02/01/20
	11 Reggie Chaney vs Northern Ky 11/30/19
	11 Adrio Bailey vs Montana 11/16/19
SEC Game: 15 Jimmy Whitt Jr. vs LSU 03/04/20	
SEC Tourney: 7 Jimmy Whitt Jr. vs Vanderbilt 03/11/20	
NCAA Tourney: --	
Bud Walton: 17 Justin Smith vs Oral Roberts 12/20/20	
Road Game: 12 Jimmy Whitt Jr. at Western Ky 12/07/19	

Neutral Site: 9 Mason Jones vs Valpo 12/21/19

Ranked Opp: 9 Vance Jackson Jr. at Tennessee 01/06/21

Frosh: 10 (3x) last by Jaylin Williams at LSU 01/13/21

Soph: 16 Connor Vanover vs North Texas 11/28/20

Junior: 12 Mason Jones vs South Carolina 01/29/20

Senior 17 Justin Smith vs Oral Roberts 12/20/20

Season Opener: 10 Jaylin Williams vs Miss Valley 11/25/20

SEC Opener 6 Mason Jones vs Texas A&M 01/04/20

MOST OFFENSIVE REBOUNDS:	
at Nevada:	11 AJ West at Pacific 11/21/15
	8 Cameron Oliver vs Fresno State 02/1/16
at Arkansas:	10 Justin Smith vs Oral Roberts 12/12/20
	6 Justin Smith vs UT Arlington 12/02/20
	6 Reggie Chaney at Missouri 02/08/20
	5 Moses Moody at LSU 01/13/21
	5 Jalen Tate vs Abilene Christian 12/20/20
	5 Reggie Chaney at Alabama 02/01/20
	5 Adrio Bailey vs Montana 11/16/19
MOST DEFENSIVE REBOUNDS:	
at Nevada:	16 Cameron Oliver vs Fresno State 02/1/16
	14 Cameron Oliver vs Colorado State 03/04/17
	14 Cameron Oliver at Wyoming 01/14/17
	13 Cameron Oliver vs Colorado State 03/11/17
	13 Cameron Oliver at Air Force 02/15/17
at Arkansas:	14 Connor Vanover vs North Texas 11/28/20
	14 Jimmy Whitt Jr. vs LSU 03/04/20
	11 Mason Jones vs South Carolina 01/29/20
	9 Connor Vanover vs UCA 12/12/20
	9 Connor Vanover vs Southern 12/09/20
	9 Connor Vanover vs Lipscomb 12/05/20
	9 Jimmy Whitt Jr. at Western Ky 12/07/19
	9 Reggie Chaney vs Northern Ky 11/30/19
	9 Isaiah Joe at Georgia Tech 11/25/19
MOST ASSISTS:	
at Nevada:	11 Cody Martin vs BYU 11/06/18
	11 Cody Martin vs Colorado State 02/25/18
	11 Marquee Coleman vs Holy Names 11/30/15
	10 Cody Martin vs Little Rock 11/16/18
	10 Cody Martin vs Pacific 11/09/18
	10 Marcus Marshall vs Colorado State 03/04/17
at Arkansas:	11 Jalen Tate vs UCA 12/12/20
	10 Jalen Tate vs Georgia 01/09/21
	9 Mason Jones at Ole Miss 01/11/20
	8 Mason Jones vs Vanderbilt 01/15/20
	7 Isaiah Joe vs Rice 11/05/19
SEC Game: 10 Jalen Mason vs Georgia 01/09/21	
SEC Tourney: 6 Mason Jones vs Vanderbilt 03/11/20	
NCAA Tourney: --	
Bud Walton: 11 Jalen Tate vs Central Arkansas 12/12/20	
Road Game: 9 Mason Jones at Ole Miss 01/11/20	
Neutral Site: 6 Mason Jones vs Vanderbilt 03/11/20	
Ranked Opp: 6 by Jalen Tate at Tennessee 01/06/21	
Frosh: 6 Davonte Davis vs Georgia 01/09/21	
Soph: 7 Isaiah Joe vs Rice 11/05/19	
Junior: 9 Mason Jones at Ole Miss 01/11/20	
Senior: 11 Jalen Tate vs Central Arkansas 12/12/20	
Season Opener: 7 Isaiah Joe vs Rice 11/05/19	
SEC Opener 5 Jalen Harris vs Texas A&M 01/04/20	
MOST STEALS:	
at Nevada:	5 Caleb Martin vs California Baptist 11/19/18
	5 Jordan Caroline at San Diego St 02/12/17
	5 Marquee Coleman at New Mexico 12/30/15
	4 17x
at Arkansas:	5 Mason Jones at Georgia Tech 11/25/19
	5 Isaiah Joe vs Texas Southern 11/19/19
	5 Mason Jones vs Rice 11/05/19
	4 9x last JD Notae at AUB 12/30/20
SEC Game: 4 (3x) last JD Notae at Auburn 12/30/20	
SEC Tourney: 3 Mason Jones vs Vanderbilt 03/11/20	
NCAA Tourney: --	
Bud Walton: 5 Mason Jones vs Rice 11/05/19	
Road Game: 5 Mason Jones at Georgia Tech 11/25/19	
Neutral Site: 3x	
Ranked Opp: 4 Desi Sills vs Auburn 02/04/20	
Frosh: 3 (4x) last by Davonte Davis 01/02/21	
Soph: 5 Isaiah Joe vs Texas Southern 11/19/19	
Junior: 5 Mason Jones (2x)	
Senior: 4 2x	
Season Opener: 5 Mason Jones vs Rice 11/05/19	
SEC Opener 3 Mason Jones vs Texas A&M 01/04/20	
MOST BLOCKED SHOTS:	
at Nevada:	6 Cameron Oliver vs Morehead State 04/01/16
	5 7x
at Arkansas:	6 Connor Vanover vs North Texas 11/28/20
	5 Adrio Bailey vs Valpo 12/21/19
	5 Adrio Bailey vs Texas Southern 11/19/19
	4 Connor Vanover vs Lipscomb 12/05/20
	4 Adrio Bailey at LSU 01/07/20
SEC Game: 4 Adrio Bailey at LSU 01/08/20	
SEC Tourney: 3 Henderson & Chaney vs Vanderbilt 03/11/20	
NCAA Tourney: --	
Bud Walton: 6 Connor Vanover vs North Texas 11/28/20	

Effort. Energy. Enthusiasm.



Road Game: 3 Reggie Chaney at Western Ky 12/07/19
 Neutral Site: 5 Adrio Bailey vs Valpo 12/21/19
 Ranked Opp: 2 Adrio Bailey & Jimmy Whitt Jr., vs Kentucky (01/18/20)
Frosh: 2 Jaylin Williams (2x) last vs Mizzou 01/02/21
Soph: 6 Connor Vanover vs North Texas 11/28/20
Junior: 3 JD Notae vs Oral Roberts 12/20/20
 Senior: 5 Adrio Bailey 2x
 Season Opener: 3 Connor Vanover vs Miss Valley 11/25/20
 SEC Opener 1 Adrio Bailey & Jimmy Whitt vs TX A&M 01/04/20

TEAM GAME HIGHS:

MOST POINTS:		
at Nevada:	119 vs Fresno State 12/09/15	W, 119-70
	110 vs UMass 11/23/18	W, 110-87
	108 vs Holy Names 11/30/15	W, 108-57
	105 at New Mexico 01/07/17	W, 105-104 (OT)
	104 vs UNLV 02/08/17	W, 104-77
	103 at Wyoming 01/24/18	L, 103-104 (2OT)
	102 vs Fresno State 01/31/18	W, 102-92
	101 at UNLV 02/28/18	W, 101-75
	100 vs Colorado State 01/23/19	W, 100-60
at Arkansas:	142 vs Mississippi Valley 11/25/20	W, 142-62
	100 vs UCA 12/12/12	W, 100-75
	99 vs Georgia 01/09/21	W, 99-69
	99 vs LSU 03/04/20	W, 99-90
	98 vs Tulsa 12/14/19	W, 98-79
	91 vs Rice 11/05/19	W, 91-43

MOST FIELD GOALS MADE:		
at Nevada:	40 vs UMass 11/23/18	
	40 vs Fresno State 12/09/15	
	40 vs Holy Names 11/30/15	
	38 vs San Jose State 0/09/19	
	38 vs UNLV 02/08/17	
at Arkansas:	48 vs Mississippi Valley 11/25/20	
	40 vs Central Arkansas 12/12/20	
	37 vs Rice 11/05/19	
	36 vs Georgia 01/09/21	
	34 vs Tulsa 12/14/19	
	33 vs Lipscomb 12/05/20	
	32 at Auburn 12/30/20	

MOST FIELD GOALS ATTEMPTED:		
at Nevada:	80 at UNLV 02/20/16	
	77 vs Colorado State 02/25/18	
	75 at New Mexico 01/07/17	
	74 vs Wyoming 01/03/18	
	74 at Wyoming 01/24/18	
	74 at Pacific 11/21/15	
at Arkansas:	86 vs Mississippi Valley 11/25/20	
	77 vs Oral Roberts 12/20/20	
	76 at LSU 01/13/21	
	76 vs Central Arkansas 12/12/20	
	71 vs Missouri 01/02/21	
	71 vs Texas Southern 11/19/19	

BEST FIELD GOAL PERCENTAGE:		
at Nevada:	.615 (40-65) vs UMass 11/23/18	
	.597 (40-67) vs Fresno State 12/09/15	
	.597 (40-67) vs Holy Names 11/30/15	
	.593 (32-54) at Utah State 02/17/18	
	.589 (33-56) vs Fresno State 01/31/18	
	.582 (32-55) at Loyola-Chicago 11/27/18	
at Arkansas:	.567 (34-60) vs Tulsa 12/14/19	
	.558 (48-86) vs Mississippi Valley 11/25/20	
	.552 (37-67) vs Rice 11/05/19	
	.540 (27-50) vs TCU 01/25/20	
	.527 (29-55) at Tennessee 01/06/21	
	.526 (40-76) vs Central Arkansas 12/12/20	
	.522 (36-69) vs Georgia 01/09/21	
	.500 (33-66) vs Lipscomb 12/05/20	
	.500 (28-56) vs LSU 03/04/20	

MOST 3-POINT FIELD GOALS MADE:		
at Nevada:	17 at Pacific 11/18/17	
	15 vs Pacific 11/09/18	
	15 at Air Force 01/06/18	
	15 at Santa Clara 11/15/17	
	15 at New Mexico 01/07/17	
at Arkansas:	20 vs Mississippi Valley 11/25/20	
	14 at Texas A&M 03/07/20	
	12 vs Georgia 01/09/21	
	12 vs Central Arkansas 12/12/20	
	12 vs Vanderbilt 03/11/20	
	12 vs Missouri 02/22/20	
	12 at Indiana 12/29/19	
	11 vs Southern 12/09/20	
	11 vs Lipscomb 12/05/20	
	11 vs Tulsa 12/14/19	

MOST 3-POINT FIELD GOALS ATTEMPTED:		
at Nevada:	39 vs South Dakota State 12/15/18	
	37 at Fresno State 01/12/19	
	37 vs San Jose State 02/21/18	
	34 vs San Jose State 01/09/19	

at Arkansas	34 at Pacific 11/18/17	
	40 vs Mississippi Valley 11/25/20	
	34 vs Lipscomb 12/05/20	
	33 vs Southern 12/09/20	
	32 at Texas A&M 03/07/20	
	31 at LSU 01/13/21	
	31 at Indiana 12/29/19	
	30 vs Central Arkansas 12/12/20	
	30 vs Tulsa 12/14/19	
	30 at Western Kentucky 12/07/19	

BEST 3-POINT FIELD GOAL PERCENTAGE:		
at Nevada:	.600 (6-10) vs Morehead State 03/30/16	
	.588 (10-17) at Fresno State 12/27/17	
	.579 (11-19) vs Southern Illinois 12/22/17	
	.550 (11/20) vs Oakland 11/23/16	
	.542 (13-24) at UNLV 02/28/18	
	.542 (13-24) at Air Force 02/15/17	
at Arkansas:	.667 (6-9) vs TCU 01/25/20	
	.571 (12-21) vs Georgia 01/09/21	
	.500 (20-40) vs Mississippi Valley 11/25/20	
	.480 (12-25) vs Missouri 02/22/20	
	.438 (14-32) at Texas A&M 03/07/20	
	.429 (12-28) vs Vanderbilt 03/11/20	
	.400 (8-20) at Tennessee 01/06/21	
	.400 (12-30) vs Central Arkansas 12/12/20	
	.400 (10-25) vs Auburn 02/04/20	
	.400 (10-25) vs Rice 11/05/19	
	.400 (8-20) at Ole Miss 01/11/20	

MOST FREE THROWS MADE:		
at Nevada:	39 vs Morehead State 04/01/16	
	36 vs Rhode Island 11/13/17	
	35 vs Tulsa 11/22/18	
	31 at Wyoming 01/14/17	
	30 at Wyoming 01/24/18	
at Arkansas:	36 vs LSU 03/04/20	
	28 at Missouri 02/08/20	
	27 vs Tennessee 02/26/20	
	26 vs Mississippi Valley 11/25/20	
	26 at Tennessee 02/11/20	
	26 vs South Carolina 01/29/20	

MOST FREE THROWS ATTEMPTED:		
at Nevada:	45 vs Morehead State 04/01/16	
	44 vs Rhode Island 11/13/17	
	43 at Pacific 11/21/15	
	42 vs Tulsa 11/22/18	
at Arkansas:	54 vs LSU 03/04/20	
	40 vs South Carolina 01/29/20	
	39 at Missouri 02/08/20	
	36 at Tennessee 02/11/20	
	34 vs Missouri 01/02/21	
	33 vs Mississippi Valley 11/25/20	
	33 vs Tennessee 02/26/20	
	31 at Auburn 12/30/20	

BEST FREE THROW PERCENTAGE:		
at Nevada:	.929 (13-14) vs Loyola-Chicago 03/22/18	
	.929 (13-14) at Cal State Fullerton 11/28/15	
	.900 (18-20) at Pacific 11/18/17	
	.889 (16-18) at Fresno State 12/27/17	
	.885 (23-26) vs Montana 03/16/16	
	.885 (23-26) at Hawaii 11/16/15	
at Arkansas:	.944 (17-18) at LSU 01/08/20	
	.917 (11-12) vs South Dakota 11/22/19	
	.889 (16-18) vs Austin Peay 12/03/19	
	.885 (23-26) vs Mississippi State 02/15/20	
	.833 (20-24) vs North Texas 11/12/19	
	.818 (27-33) vs Tennessee 02/26/20	
	.815 (22-27) at Ole Miss 01/11/20	
	.800 (24-30) vs Abilene Christian 12/20/20	
	.800 (16-20) vs Missouri 02/22/20	

MOST REBOUNDS:		
at Nevada:	61 at Pacific 11/21/15	
	60 vs Fresno Pacific 12/09/15	
	57 vs Fresno State 02/13/16	
	53 at UNLV 02/20/16	
	50 vs San Jose State 12/28/16	
at Arkansas:	58 Oral Roberts 12/20/20	
	58 vs Mississippi Valley 11/25/20	
	54 vs Lipscomb 12/05/20	
	46 vs Southern 12/09/20	
	45 vs Rice 11/05/19	
	43 vs UT Arlington 12/02/20	
	42 vs Valparaiso 12/21/19	
	40 vs Georgia 01/09/21	
	40 vs North Texas 11/28/20	

MOST OFFENSIVE REBOUNDS:		
at Nevada:	25 at Pacific 11/21/15	
	19 vs Fresno Pacific 12/09/15	
	19 vs Fresno State 02/13/16	
	19 vs Florida 03/21/19	
at Arkansas:	24 vs Oral Roberts 12/20/20	
	20 vs Mississippi Valley 11/25/20	
	17 at LSU 01/13/21	

17 vs UT Arlington 12/02/20
16 vs Missouri 01/02/21
14 vs Abilene Christian 12/20/20
14 vs Montana 11/16/19
13 at Auburn 12/30/20
13 vs Southern 12/09/20

MOST DEFENSIVE REBOUNDS:		
at Nevada:	43 vs Fresno State 02/13/16	
	42 vs San Jose State 12/28/16	
	41 vs Fresno Pacific 12/09/15	
	40 vs Little Rock 11/16/18	
	38 vs Mew Mexico 02/09/19	
at Arkansas:	44 vs Lipscomb 12/05/20	
	38 vs Mississippi Valley 11/25/20	
	36 vs Valparaiso 12/21/19	
	35 vs Rice 11/05/19	
	34 vs Oral Roberts 12/20/20	
	33 vs Southern 12/09/20	

MOST ASSISTS:		
at Nevada:	29 vs Holy Names 11/30/15	
	27 at Santa Clara 11/15/17	
	25 vs Illinois State 11/29/17	
	25 at New Mexico 01/07/17	
	24 vs UC Davis 12/19/17	
at Arkansas:	26 vs Central Arkansas 12/12/20	
	26 vs Mississippi Valley 11/25/20	
	21 vs Georgia 01/09/21	
	19 vs Vanderbilt 01/15/20	
	19 vs Rice 11/05/19	
	18 vs Tulsa 12/14/19	
	18 vs Northern Kentucky 11/30/19	
	17 vs Lipscomb 12/05/20	
	17 vs Vanderbilt 03/11/20	

MOST STEALS:		
at Nevada:	15 vs San Jose State 01/09/19	
	15 vs Utah State 01/02/19	
	12 vs New Mexico 01/28/17	
	13 at New Mexico 12/30/15	
	11 4x	
at Arkansas:	15 at Georgia Tech 11/25/19	
	14 vs Auburn 02/04/20	
	14 vs Rice 11/05/19	
	13 Missouri 01/02/21	
	13 at Auburn 12/30/20	
	13 vs Texas Southern 11/19/19	
	12 vs Tulsa 12/14/19	
	11 4x	

MOST BLOCKED SHOTS:		
at Nevada:	11 at Oregon State 12/05/15	
	10 at Wyoming 01/20/16	
	10 vs Holy Names 11/30/15	
	9 vs UNLV 03/08/18	
	9 at New Mexico 01/07/17	
	8 3x	
at Arkansas:	10 vs Texas Southern 11/19/19	
	8 vs Central Arkansas 12/12/20	
	8 vs Southern 12/09/20	
	8 vs North Texas 11/28/20	
	8 at Texas A&M 03/07/20	
	8 vs Valparaiso 12/21/19	
	7 vs Oral Roberts 12/20/20	
	7 vs Lipscomb 12/05/20	
	7 vs Vanderbilt 03/11/20	
	7 vs Tulsa 12/14/19	

MOST TURNOVERS:		
at Nevada:	21 at Texas Tech 12/05/17	
	21 vs Morehead State 03/30/16	
	20 vs Fresno Pacific 12/09/15	
	20 at San Diego State 03/11/16	
	17 3x	
at Arkansas:	21 vs Rice 11/05/19	
	20 at Tennessee 01/06/21	
	20 vs Austin Peay 12/03/19	
	19 vs Valparaiso 12/21/19	
	18 at Alabama 01/16/21	
	16 vs North Texas 11/28/20	
	16 at Texas A&M 03/07/20	
	16 vs South Carolina 01/29/20	
	16 at Western Kentucky 12/07/19	

MOST FOULS:		
at Nevada:	38 at Wichita State 12/22/15	
	30 at New Mexico 01/07/17	
	30 at New Mexico 12/30/15	
	28 at Utah State 03/02/19	
at Arkansas:	32 at Missouri 02/08/20	
	28 Missouri 01/02/21	
	28 at Texas A&M 03/07/20	
	26 at Tennessee 02/11/20	
	23 vs South Carolina 01/29/20	
	23 at Mississippi St. 01/22/20	
	23 at Western Kentucky 12/07/19	

OPPONENT GAME HIGHS (at Ark):

POINTS	99 at Georgia 02/29/20
	92 at LSU 01/13/21
	90 at Alabama 01/16/21
	90 vs LSU 03/04/20
	86 at Western Kentucky 12/07/19
	85 at Auburn 12/30/20
FG MADE	38 at Georgia 02/29/20
	34 at LSU 01/13/21
	31 at Alabama 01/16/21
	31 vs LSU 03/04/20
	31 at Western Kentucky 12/07/19
FG ATTEMPTS	72 vs Mississippi Valley 11/25/20
	72 vs Valparaiso 12/21/19
	70 vs LSU 03/04/20
	69 vs Georgia 01/09/21
	67 at Georgia 02/29/20
	67 at Western Kentucky 12/07/19
FG PCT	.588 (30-51) vs Mississippi State 02/15/20
	.567 (38-67) at Georgia 02/29/20
	.523 (34-65) at LSU 01/13/21
	.519 (28-54) at Auburn 12/30/20
	.509 (28-55) vs South Carolina 01/29/20
	.500 (23-46) at Florida 02/18/20
3 PT MADE	15 at Alabama 01/16/21
	15 at Auburn 12/30/20
	13 vs Mississippi Valley 11/25/20
	11 vs LSU 03/04/20
	10 at Georgia 02/29/20
3 PT ATT	39 vs Mississippi Valley 11/25/20
	31 vs Auburn 02/04/20
	31 at Alabama 02/01/20
	29 at Auburn 12/30/20
	29 vs Oral Roberts 12/20/20

IN FIVE YEARS AS A COLLEGIATE HEAD COACH

- » Led the NCAA in 3-pt FG Pct Defense (2020)
- » Led the NCAA in Free Throws Made (2016)
- » Ranked 1st (3x) or 2nd (2x) five times in the league in FT Made
- » Ranked 1st (3x) or 2nd (2x) five time in the league in FT Attempts
- » 5x - Ranked among NCAA top 25 in FT Made AND FT Attempts
- » 4x - Led the league in Fewest Turnovers (2017, '18, '19, '20)
- » 3x - Led the league in Assist-To-TO Ratio (2017, '18, '19)
- » 3x - Led the league in Scoring Margin (2017, '18, '19)
- » 3x - Led the league in W-L Percentage (2017, '18, '19)
- » 3x - In NCAA top 20 in 3PTFG% Defense (2017, '18, '20)

OTHER TEAM HIGHLIGHTS

- » 2nd in the NCAA in Assist-To-TO Ratio (2018)
- » 2nd in the NCAA in Total Rebounds (2016)
- » 3rd in the NCAA in Total Blocked Shots (2016)
- » 4th in the NCAA in Rebound Margin (2016)
- » 4th in the NCAA in Fewest TO Per Gm (2018)
- » 7th in the NCAA in Blocks Per Game (2016)
- » 9th in the NCAA in Scoring Margin (2019)
- » 9th in the NCAA in Turnover Margin (2020)
- » 10th in the NCAA in Total Assists (2018)

PLAYER HIGHLIGHTS

- » 5 Players in the NBA over past two years
- » 4x - Player led his league in 3-PT FG Made AND 3-PT FG Attempts
- » 3x - Player led his league in points scored
- » 3 All-American Honors (Caleb Martin 2x, Mason Jones)
- » 2 Conference Players of the Year
- » 14 All-Conference Honors
- » 2 Conference Newcomers of the Year
- » 5 All-Defensive Team Honors
- » 1 Conference 6th Man Award
- » 1 Conference Defensive Player of the Year

	27 vs LSU 03/04/20
	26 vs Central Arkansas 12/12/20
3 PT PCT	.517 (15-29) at Auburn 12/30/20
	.435 (10-23) at Georgia 02/29/20
	.417 (15-36) at Alabama 01/16/21
	.407 (11-27) vs LSU 03/04/20
	.400 (8-20) at Texas A&M 03/07/20
FT MADE	34 at Missouri 02/08/20
	28 vs Missouri 01/02/21
	27 at Mississippi State 01/22/20
	25 at Ole Miss 01/11/20
FT ATTEMPTS	44 at Missouri 02/08/20
	39 vs Missouri 01/02/21
	33 vs South Carolina 01/29/20
	31 at Texas A&M 03/07/20
	31 at Mississippi State 01/22/20
	30 at Tennessee 02/11/20
	30 vs Auburn 02/04/20
FT PCT	.962 (25-26) at Ole Miss 01/11/20
	.871 (27-31) at Mississippi State 01/22/20
	.846 (11-13) vs Austin Peay 12/03/19
	.840 (21-25) at Florida 02/18/20
REBOUNDS	53 at LSU 01/08/20
	52 at Missouri 02/08/20
	51 vs Missouri 01/02/21
	48 at LSU 01/13/21
	47 vs Kentucky 01/18/20
	47 at Georgia Tech 11/25/19
OFF REB	23 at LSU 01/08/20
	16 at Missouri 02/08/20
	15 4x
DEF REB	41 vs Missouri 01/02/21
	37 at Georgia Tech 11/25/19
	35 vs Kentucky 01/18/20
	34 at Alabama 01/16/21
	34 at LSU 01/13/21
	34 vs Valparaiso 12/21/19
	32 at Western Kentucky 12/07/19
ASSISTS	18 at Alabama 01/16/21
	17 at Tennessee 02/11/20
	15 at Texas A&M 03/07/20
	14 vs Missouri 01/02/21
	14 vs South Carolina 01/29/20
STEALS	12 at Alabama 01/16/21
	10 at Tennessee 01/06/21
	10 vs Northern Kentucky 11/30/19
	9 vs Valparaiso 12/21/19
	9 vs Rice 11/05/19
	8 vs Vanderbilt 03/11/20
	8 at Missouri 02/08/20
BLOCKS	9 at Tennessee 01/06/21
	7 vs Oral Roberts 12/20/20
	6 vs Mississippi Valley 11/25/20
	6 vs Mississippi State 02/15/20
	6 at Tennessee 02/11/20
	6 at Alabama 02/01/20
	6 vs Texas Southern 11/19/19
TURNOVERS	27 vs Rice 11/05/19
	24 at Georgia Tech 11/25/19
	24 vs Texas Southern 11/19/19
	23 vs Montana 11/16/19
	21 vs Georgia 01/09/21
	21 vs Missouri 01/02/21
	21 vs Austin Peay 12/03/19
FOULS	35 vs LSU 03/04/20
	33 vs South Carolina 01/29/20
	29 vs Missouri 01/02/21
	27 at Missouri 02/08/20
	27 vs Valparaiso 12/21/19

ARKANSAS TEAM GAME LOWS:

FEWEST PTS	59 at Alabama 01/16/21
	59 at Florida 02/18/20
	61 at Tennessee 02/11/20
	62 at Georgia Tech 11/25/19
	64 vs Montana 11/16/19
FEWEST FG	15 at Tennessee 02/11/20
	19 vs Missouri 01/02/21
	19 vs Kentucky 01/18/20
	20 vs North Texas 11/12/19
	20 vs Montana 11/16/19
FEWEST FGA	45 vs North Texas 11/12/19
	46 vs Austin Peay 12/03/19
	49 at Tennessee 02/11/20
LOWEST FG%	.268 (19-71) vs Missouri 01/02/21
	.306 (15-49) at Tennessee 02/11/20
	.333 (21-63) at Alabama 01/16/21
	.333 (19-57) vs Kentucky 01/18/20
	.342 (26-79) at LSU 01/13/21
	.370 (20-54) vs Montana 11/16/19
	.373 (22-59) at Georgia Tech 11/25/19

Effort. Energy. Enthusiasm.

FEWEST 3PT FG	3 vs Northern Kentucky 11/30/19
	3 at Missouri 02/08/20
	3 at Florida 02/18/20
	4 at Alabama 01/16/21
	4 vs Oral Roberts 12/20/20
	4 vs Montana 11/16/19
	4 vs South Dakota 11/22/19
	4 at Mississippi State 01/22/20
FEWEST 3 FGA	9 vs TCU 01/25/20
	14 at Missouri 02/08/20
	16 4x
LOWEST 3 PT%	.167 (4-24) vs Oral Roberts 12/20/20
	.167 (3-18) vs Northern Kentucky 11/30/19
	.188 (3-16) at Florida 02/18/20
	.200 (4-20) vs Montana 11/16/19
	.200 (4-20) vs South Dakota 11/22/19
	.200 (4-20) at Mississippi State 01/22/20
FEWEST FT	6 at Mississippi State 01/22/20
	7 vs Rice 11/05/19
	8 at Tennessee 01/06/21
	8 vs Central Arkansas 12/12/20
	8 vs Southern 12/09/20
	8 vs Vanderbilt 01/15/20
	9 vs Lipscomb 12/05/20
	9 at Indiana 12/29/19
FEWEST FTA	8 vs Central Arkansas 12/12/20
	10 at Tennessee 01/06/21
	11 vs Rice 11/05/19
	11 at Mississippi State 01/22/20
	12 vs Lipscomb 12/05/20
	12 vs South Dakota 11/22/19
	12 at Indiana 12/29/19
LOWEST FT%	.471 (8-17) vs Southern 12/09/20
	.533 (8-15) vs Vanderbilt 01/15/20
	.545 (6-11) at Mississippi State 01/22/20
	.615 (16-26) vs Auburn 02/04/20
FEWEST REBS	23 vs Missouri 02/22/20
	24 vs North Texas 11/12/19
	24 at LSU 01/08/20
	25 at Texas A&M 03/07/20
FEWEST OFF REB	2 vs Missouri 02/22/20
	3 at LSU 01/08/20
	3 at Georgia Tech 11/25/19
	4 vs North Texas 11/12/19
FEWEST DEF REB	15 at Florida 02/18/20
	18 at Tennessee 02/11/20
	18 vs TCU 01/25/20
	19 vs Mississippi State 02/15/20
	19 vs Texas A&M 01/04/20
FEWEST ASSISTS	6 at Tennessee 02/11/20
	7 vs Missouri 01/02/21
	7 at Alabama 02/01/20
	8 6x - last at Alabama 01/16/21
FEWEST STEALS	2 at Tennessee 01/06/21
	4 at Western Kentucky 12/07/19
	4 vs Mississippi State 02/15/20
	4 vs LSU 03/04/20
	5 8x
FEWEST BLOCKS	1 vs Georgia 01/09/21
	1 vs Northern Kentucky 11/30/19
	1 vs South Carolina 01/29/20
	1 vs Mississippi State 02/15/20
	1 at Florida 02/18/20
	2 8x last at Tennessee 01/06/21
FEWEST TO	5 vs LSU 03/04/20
	6 at Georgia 02/29/20
	7 5x
FOULS	10 vs Southern 12/09/20
	12 vs Mississippi Valley 11/25/20
	14 vs North Texas 11/28/20
	14 vs Texas Southern 11/19/19
	14 vs Northern Kentucky 11/30/19
	14 vs Valparaiso 12/21/19

OPPONENT GAME LOWS (at Ark):

FEWEST PTS	43 vs Rice 11/05/19
	43 vs North Texas 11/12/19
	44 vs Southern 12/09/20
	46 vs Montana 11/16/19
FEWEST FG	15 vs Lipscomb 12/05/20
	16 vs Rice 11/05/19
	17 vs North Texas 11/12/19
	18 vs Southern 12/09/20
	18 vs Montana 11/16/19
FEWEST FGA	45 vs Texas A&M 01/04/20
	46 at Florida 02/18/20
	48 vs Vanderbilt 01/15/20
LOWEST FG%	.254 (15-59) vs Lipscomb 12/05/20
	.286 (18-63) vs Southern 12/09/20
	.286 (16-56) vs Rice 11/05/19
	.321 (18-56) vs Montana 11/16/19

FEWEST 3PT FG	1	vs Southern 12/09/20
	2	vs North Texas 11/28/20
	2	vs Rice 11/05/19
	2	vs North Texas 11/12/19
	2	vs Montana 11/16/19
FEWEST 3 FGA	7	vs Mississippi State 02/15/20
	11	vs Texas Southern 11/19/19
	12	vs South Dakota 11/22/19
	12	at Georgia Tech 11/25/19
LOWEST 3 PT%	.077 (1-13)	vs Southern 12/09/20
	.080 (2-25)	vs Rice 11/05/19
	.118 (2-17)	vs North Texas 11/12/19
	.125 (2-16)	vs Montana 11/16/19
	.154 (2-13)	vs North Texas 11/28/20
FEWEST FT	3	vs Mississippi Valley 11/25/20
	7	vs Southern 12/09/20
	7	vs North Texas 11/12/19
	7	vs Valparaiso 12/21/19
	8	vs Montana 11/16/19
FEWEST FTA	6	vs Mississippi Valley 11/25/20
	10	vs Southern 12/09/20
	11	vs Valparaiso 12/21/19
	13	vs Georgia 01/09/21
	12	vs Central Arkansas 12/12/20
LOWEST FT%	.500 (9-18)	at Indiana 12/29/19
	.515 (17-33)	vs South Carolina 01/29/20
	.545 (12-22)	vs Vanderbilt 01/15/20
	.571 (8-14)	vs Montana 11/16/19
	.579 (11-19)	vs Texas Southern 11/19/19
FEWEST REBS	27	vs Rice 11/05/19
	28	at Tennessee 01/06/21
	28	vs Abilene Christian 12/20/20
	28	vs Mississippi State 02/15/20
	30	vs Georgia 01/09/21
	30	vs UT Arlington 12/02/20
	30	vs South Dakota 11/22/19
	30	vs Austin Peay 12/03/19
	30	vs Vanderbilt 01/15/20
FEWEST OFF REBS	4	vs Mississippi State 02/15/20
	4	vs Vanderbilt 01/15/20
	5	vs South Carolina 01/29/20
	5	vs Northern Kentucky 11/30/19
FEWEST DEF REBS	20	vs Abilene Christian 12/20/20
	20	vs UT Arlington 12/02/20
	20	vs Tennessee 02/26/20
	20	vs Austin Peay 12/03/19
	21	vs TCU 01/25/20
	21	vs Rice 11/05/19
	22	at Tennessee 01/06/21
FEWEST ASSISTS	5	Southern 12/09/20
	6	at Ole Miss 01/11/20
	6	at Missouri 02/08/20
	7	vs Rice 11/05/19
	7	at Georgia Tech 11/25/19
FEWEST STEALS	0	vs Vanderbilt 01/15/20
	1	at LSU 01/08/20
	2	at Georgia 02/29/20
	3	8x last Missouri 01/02/21
FEWEST BLOCKS	0	vs Georgia 01/09/21
	0	Southern 12/09/20
	0	vs North Texas 11/12/19
	0	vs Austin Peay 12/03/19
	1	9x last vs Missouri 01/02/21
FEWEST TO	5	at Tennessee 01/06/21
	7	vs Lipscomb 12/05/20
	9	at Mississippi State 01/22/20
	10	at Georgia 02/29/20
	10	vs LSU 03/04/20
FEWEST FOULS	12	at Tennessee 01/06/21
	12	vs Central Arkansas 12/12/20
	15	vs South Dakota 11/22/19
	15	vs Texas A&M 01/04/20
	15	at Mississippi State 01/22/20
15	at Texas A&M 03/07/20	
16	3x	

MUSS TEAMS IN THE NCAA/CONFERENCE STATS

	2015-16	2016-17	2017-18	2018-19	2019-20
3-pt FG Att	176 / 8	37 / 2	29 / 2	51 / 2	115 / 5
A-Turnover Ratio	232 / 9	13 / 1	2 / 1	15 / 1	140 / 4
Assists/Gm	220 / 9	32 / 1	27 / 2	75 / 3	226 / 10
Blocks/Gm	7 / 1	64 / 3	74 / 2	100 / 2	84 / 9
Def Reb/Gm	19 / 1	31 / 2	92 / 6	31 / 2	287 / 12
Fewest Fouls	342 / 11	105 / 3	253 / 9	184 / 6	322 / 12
Fewest TO	335 / 11	59 / 1	24 / 1	21 / 1	59 / 1
FG Pct	251 / 9	146 / 5	60 / 3	68 / 4	147 / 6
FG Pct Defense	28 / 2	120 / 7	140 / 4	42 / 3	169 / 12
FT Attempts	2 / 1	13 / 1	16 / 2	16 / 1	8 / 2
FT Made	1 / 1	24 / 2	9 / 2	17 / 1	3 / 1
FT Pct	43 / 2	159 / 6	66 / 2	167 / 6	102 / 6
Off Reb/Gm	76 / 2	132 / 3	255 / 7	205 / 6	325 / 14
Fouls/Gm	275 / 8	35 / 1	95 / 1	126 / 3	311 / 11
Reb Margin	4 / 2	72 / 1	232 / 81	97 / 3	342 / 14
Scoring Defense	177 / 5	151 / 6	191 / 6	55 / 1	185 / 9
Scoring Margin	117 / 5	39 / 1	27 / 1	9 / 1	70 / 4
Scoring Offense	113 / 5	37 / 1	18 / 2	28 / 1	56 / 5
Steals/Gm	98 / 3	262 / 8	174 / 6	172 / 4	41 / 1
3 Pt FG Defense	59 / 2	18 / 2	20 / 1	113 / 3	1 / 1
3 PT FG/Game	323 / 11	33 / 2	31 / 3	74 / 3	143 / 4
3 PT FG Pct	314 / 11	42 / 1	26 / 2	155 / 6	175 / 5
3 PT FGM	251 / 9	22 / 2	15 / 2	59 / 2	129 / 4
Total Assists	112 / 2	30 / 2	10 / 1	69 / 2	251 / 10
Total Blocks	3 / 1	50 / 3	44 / 1	88 / 2	81 / 7
Total Rebounds	2 / 1	25 / 3	44 / 2	63 / 2	306 / 14
Total Rebs/Gm	18 / 1	41 / 1	171 / 6	72 / 4	322 / 14
Total Steals	40 / 3	208 / 9	85 / 2	157 / 4	34 / 1
Turnover Margin	184 / 5	169 / 7	22 / 2	22 / 1	9 / 1
Turnovers Forced	154 / 5	306 / 10	191 / 6	127 / 3	29 / 1
Fewest TO/Gm	208 / 7	26 / 2	4 / 1	13 / 1	47 / 1
W-L Pct	93 / 3	17 / 1	17 / 1	7 / 1	89 / 5



JUSTIN SMITH

Gr.Sr. | F | 6-7 | 230

Buffalo Grove, Ill. | Indiana Univ.



@justinSmith3_

@justinSmith3_

MADE THE AD'S HONOR ROLL (GPA BETWEEN 3.5-3.99) FOR FALL 2020

- Rated the 11th-best Graduate Transfer in the Nation by TheStadium.com.
- Played in all of Indiana's 98 games (with 73 starts) over the previous three years ... Led the team in minutes and steals in 2019-20 ... Earned 2019 Academic All-Big Ten.

• Injured his right ankle in the first half at Auburn ... While he return in the first half, he did not play the second half ... Had surgery Jan. 1 ... Missed the Mizzou, Tennessee, Georgia and LSU games ... Returned to the lineup 15 days later to start at Alabama.

• Scored the first points of the game in each of the first four games and all within the first 13 seconds of the game.

• Leads the team in rebounding (6.5 avg.).

• Pulled down a career-high 17 rebounds vs Oral Roberts, which ties for the most by an SEC player this year.

• Had 10 off rebs vs ORU ... Averages 3.2 offensive boards.

• Second on the team with Plus-Minus of +167 AND has a team-best +26:81 per 40 minutes.

2020-21 HIGHLIGHTS:

- Scored Arkansas' first points of the 2020-21 season ... Finished with 13 — with 3 dunks — versus Mississippi Valley and tied career high with three steals.
- Led the Razorbacks with 18 points versus North Texas, making 2-of-3 from 3-point range, while adding six rebounds and three steals.
- Tied for the team lead with nine rebounds, including six offensive boards.
- Had two dunk versus Southern — Both making ESPN's Top 10 Plays.
- Posted **Double-Double versus Oral Roberts** ... Led all players with 22 points and a **career-high 17 rebounds**, including 10 offensive boards ... first Razorback with at least 22 points and 17 rebounds since Nick Davis had 22 points and 23 boards on Nov. 21, 1997 versus Jackson State.... Most rebounds by a Razorback since Mike Washington had 18 versus Florida in the 2009 SEC Tournament.
- Followed that with a 10-rebound performance versus Abilene Christian.
- Only played 11:47 at Auburn due to injury but had four points, four rebounds and an assist before exiting.

- Born: Mar. 1, 1999 in Highland Park, Ill.
- Parents: Edward and Lucy Smith
- Graduated in just 3 years from Indiana's Kelley School of Business (B.S.B.) - Spring of 2020
- Pursuing his master's in operations management at the University of Arkansas.
- Favorite TV show is The Office and he binge-watched Ozark during the pandemic

DOUBLE-DOUBLES (5)

FRESHMAN	(1)	
11/12/17 • HOWARD	16 pts	12 reb
SOPHOMORE	(2)	
01/22/19 • at Northwestern	10 pts	12 reb
02/02/19 • at Michigan St	13 pts	10 reb
JUNIOR	(1)	
12/13/19 • NEBRASKA	16 pts	10 reb
SENIOR	(1)	
12/20/20 • ORAL ROBERTS	22 pts	17 reb

• 170 pts to 1,000

• 16 rebs to 500

• Led his team in Pts: 6

• Led his team in Rebs: 12

• CAREER: Double-figure Pts: 39

20-pt gms: 5

Double-figure Rebs: 7

PERSONAL BESTS

POINTS
 Season: 22 vs Oral Roberts (12/20/20)
 Career: 24 (2x) last vs Western Illinois (11/05/19)
 SEC: 5 at Alabama (01/16/21)

FG MADE
 Season: 9 vs Oral Roberts (12/20/20)
 Career: 11 vs Western Illinois (11/05/19)
 SEC: 2 (2x) last at Alabama (01/16/21)

FG ATTEMPTED
 Season: 20 vs Oral Roberts (12/20/20)
 Career: 20 vs Oral Roberts (12/20/20)
 SEC: 4 at Alabama (01/16/21)

3-POINT FG MADE
 Season: 2 vs North Texas (11/28/20)
 Career: 3 vs Michigan State (03/02/19)
 SEC: -

3-PT FG ATTEMPTS
 Season: 3 (3x) last vs Oral Roberts (12/20/20)
 Career: 9 vs Michigan State (03/02/19)
 SEC: -

FT MADE
 Season: 4 vs Oral Roberts (12/20/20)
 Career: 6 vs Nebraska (12/13/19)
 SEC: -

FT ATTEMPTED
 Season: 6 vs North Texas (11/28/20)
 Career: 10 vs Nebraska (12/13/19)
 SEC: 2 at Auburn (12/30/20)

REBOUNDS
 Season: 17 vs Oral Roberts (12/20/20)
 Career: 17 vs Oral Roberts (12/20/20)
 SEC: 4 at Auburn (12/30/20)

ASSISTS
 Season: 2 (2x) last vs UT Arlington (12/02/20)
 Career: 4 vs Ohio State (01/11/20)
 SEC: 1 (2x) last at Alabama (01/16/21)

STEALS
 Season: 3 (2x) last vs North Texas (11/28/20)
 Career: 3 (8x) last vs North Texas (11/28/20)
 SEC: 1 at Alabama (01/16/21)

BLOCKED SHOTS
 Season: 2 vs Central Arkansas (12/20/20)
 Career: 3 at Michigan State (02/02/19)
 SEC: -

MINUTES
 Season: 38:40 vs North Texas (11/28/20)
 Career: 40:17 vs Nebraska (12/13/19)
 SEC: 18:18 at Alabama (01/16/21)

JUSTIN SMITH 2020-21 GAME STATS

Opponent	Date	GS	Min	FG	FGA	Pct	3FG	3A	Pct	FT	FTA	Pct	O	D	Tot	Avg	PF	FO	A	TO	Blk	Stl	Pts	Avg	
MISSISSIPPI VALLEY	11/25/20	*	20	6	9	.667	0	0	.000	1	3	.333	3	1	4	4.0	0	0	2	0	0	3	13	13.0	
NORTH TEXAS	11/28/20	*	36	7	13	.538	2	3	.667	2	6	.333	3	3	6	5.0	2	0	1	2	1	3	18	15.5	
UT ARLINGTON	12/02/20	*	35	4	15	.267	0	2	.000	3	4	.750	6	3	9	6.3	3	0	2	2	0	1	11	14.0	
LIPSCOMB	12/05/20	*	18	3	5	.600	0	1	.000	3	4	.750	1	5	6	6.3	1	0	0	2	1	0	9	12.8	
SOUTHERN U.	12/09/20	*	27	4	9	.444	0	1	.000	3	6	.500	3	1	4	5.8	1	0	2	2	1	0	11	12.4	
CENTRAL ARKANSAS	12/12/20	*	27	6	14	.429	0	3	.000	0	0	.000	1	3	4	5.5	4	0	1	2	2	0	12	12.3	
ORAL ROBERTS	12/20/20	*	39	9	20	.450	0	3	.000	4	5	.800	10	7	17	7.1	2	0	0	3	1	2	22	13.7	
ABILENE CHRISTIAN	12/22/20	*	25	1	6	.167	0	0	.000	2	2	1.000	3	7	10	7.5	3	0	0	1	0	1	4	12.5	
at Auburn	12/30/20	*	12	2	3	.667	0	0	.000	0	2	.000	1	3	4	7.1	1	0	1	1	0	0	4	11.6	
MISSOURI	01/02/21	DNP-Inj																							
at Tennessee	01/06/21	DNP-Inj																							
GEORGIA	01/09/21	DNP-Inj																							
at LSU	01/13/21	DNO-Inj																							
at Alabama	01/16/21	*	18	2	4	.500	0	0	.000	1	2	.500	1	0	1	6.5	2	0	1	3	0	1	5	10.9	
Totals			10	257	44	98	.449	2	13	.154	19	34	.559	32	33	65	6.5	19	0	10	18	6	11	109	10.9

JUSTIN SMITH CAREER STATISTICS

Year	GP	GS	Min	Avg	FG	FGA	Pct	3FG	3FGA	Pct	FT	FTA	Pct	Off	Def	Tot	Avg	PF	FO	Ass	TO	Blk	Stl	Pts	Avg
2017-18 (IND)	31	9	463	14.9	82	149	.550	3	10	.300	33	49	.673	43	55	98	3.2	58	1	7	34	10	7	200	6.5
2018-19 (IND)	35	32	866	24.7	122	246	.496	7	32	.219	36	70	.514	61	95	156	4.5	84	1	28	65	15	22	287	8.2
2019-20 (IND)	32	32	971	30.3	127	258	.492	10	38	.263	70	104	.673	62	103	165	5.2	66	0	29	50	10	31	334	10.4
2020-21 (ARK)	10	10	257	25.7	44	98	.449	2	13	.154	19	34	.559	32	33	65	6.5	19	0	10	18	6	11	109	10.9
TOTAL	108	83	2557	23.7	375	751	.499	22	93	.237	158	257	.615	198	286	484	4.5	227	2	74	167	41	71	930	8.6



JD NOTAE

R-Jr. | 6 | 6-1 | 195

Covington, Ga. | Jacksonville Univ.

@jdnotae
@dimebagnotae

1

- Born: Oct. 27, 1998 in Covington, Ga.
- Mother: Stacy Notae
- Scored 929 points in two seasons at Jacksonville
- 1st to contact Notae when entered transfer portal was Coach Muss at Nevada ... When Muss came Arkansas, Notae came on official visit, "I like what they had, a lot of togetherness."

- Rated the 29th-best "Sit-Out" Transfer in the Nation by ESPN.com for the 2020-21 season.
- Sat out the 2019-20 season at Arkansas due to NCAA transfer regulations.
- Played in 60 games in two seasons at Jacksonville, totaling 929 points ... Was second team All-ASUN as a sophomore and ASUN Freshman of the Year.

- 10th in the SEC in scoring (15.1 ppg)
- Ranks among the SEC top 10 in total FG Made (6th with 70) FT Made (8th with 44) 3PT Made (4th with 28).
- Ranks 14th in the SEC in field goal percentage (.414) and 17th in free throw pct (.759).
- Scored in double figures in 12 of 14 games ... Streak of 10 straight snapped at Alabama (5 pts)

2020-21 HIGHLIGHTS:

- Had a game-high seven assists with five rebounds in the season opener,
- Had 16 points and six rebounds versus North Texas, hitting a 3-pointer from the Razorback snout near mid-court.
- Scored his 1,000th career point (5:09 of 2nd half) versus Central Arkansas ... Had a game-high 22 points, including 17 in the second half, adding three steals and six assists with just one turnover.
- Did not make a 3-pointer versus Oral Roberts but finished with 15 pts, 5 rebs, three assists and tied career-high with three blocked shots ... Made a career-high seven free throws (7-of-8) .. Started the second half and had a Plus-Minus of +16 for the game (was -7 in the first half).
- Scored 19 in the win over Abilene Christian, including 17 in the second half ... Made two key 3-pointers—one to put Arkansas up 12 with 3:05 left another to seal the win 1:23 left.
- Scored 21 in the win at Auburn, including 19 in the second half ... Made a career-high seven free throws and had a season-high four assists.
- Led the team with 19 points at Tennessee (season-best 63.6% shooting 7-of-11 FG) ... Added four rebounds and three assists.
- Led Arkansas an tied a season-high with 22 points at LSU, including 14 in the first half ... Scored nine points during a 12-0 run for the Hogs.

TRIPLE-DOUBLES (1)

01/09/19 • at Kennesaw State Pts-Reb-Assst 15-10-10

DOUBLE-DOUBLES (5)

SOPHOMORE (3)
 01/05/19 • Lipscomb ^ 12 pts 13 reb
 01/09/19 • at Kennesaw State ^* 15 pts 10 reb
 01/30/19 • Stetson 16 pts 14 reb
 ^ • back-to-back games * • part of a triple double

FRESHMAN (2)
 11/26/17 • Gardner-Webb 17 pts 10 reb
 12/09/17 • Florida National 14 pts 10 reb

• Scored 1,000th Point vs UCA (12/20/20)

- Led his team in Pts: 35
- Led his team in Rebs: 16
- CAREER: Double-figure Pts: 59
- 20-pt gms: 18
- Gms with a 3PT FG: 61
- Gms with 3+ 3PT FG: 22

PERSONAL BESTS

POINTS
 Season: 22 (2x) last at LSU (01/12/21)
 Career: 40 vs Florida Memorial (11/21/18)
 SEC: 21 at LSU (01/12/21)

FG MADE
 Season: 8 (2x) last at LSU (01/12/21)
 Career: 16 vs Florida Memorial (11/21/18)
 SEC: 8 at LSU (01/12/21)

FG ATTEMPTED
 Season: 20 last at LSU (01/12/21)
 Career: 23 at NC State (12/22/17)
 SEC: 20 at LSU (01/12/21)

3-POINT FG MADE
 Season: 4 vs Central Arkansas (12/12/20)
 Career: 5 (6x) last vs FGCU (03/01/19)
 SEC: 3 (2x) last at LSU (01/12/21)

3-PT FG ATTEMPTS
 Season: 10 (2x) last at LSU (01/12/21)
 Career: 14 vs FGCU (03/01/19)
 SEC: 10 at LSU (01/12/21)

FT MADE
 Season: 7 (2x) last at Auburn (12/30/20)
 Career: 7 (2x) last at Auburn (12/30/20)
 SEC: 7 at Auburn (12/30/20)

FT ATTEMPTED
 Season: 9 at Auburn (12/30/20)
 Career: 9 (2x) last at Auburn (12/30/20)
 SEC: 9 at Auburn (12/30/20)

REBOUNDS
 Season: 6 vs North Texas (11/28/20)
 Career: 14 vs Stetson (01/30/19)
 SEC: 3 at Auburn (12/30/20)

ASSISTS
 Season: 7 vs Mississippi Valley State (11/25/20)
 Career: 10 at Kennesaw State (01/09/19)
 SEC: 3 vs Missouri (01/02/21)

STEALS
 Season: 4 at Auburn (12/30/20)
 Career: 5 (2x) at FGCU (02/02/19)
 SEC: 4 at Auburn (12/30/20)

BLOCKED SHOTS
 Season: 3 vs Oral Roberts (12/20/20)
 Career: 3 (4x) last vs Oral Roberts (12/20/20)
 SEC: 2 at Auburn (12/30/20)

MINUTES
 Season: 31:23 vs Missouri (01/02/21)
 Career: 46 vs Gardner-Webb (11/26/17)
 SEC: 31:23 vs Missouri (01/02/21)

JD NOTAE 2020-21 GAME STATS																								
Opponent	Date	GS	Min	FG	FGA	Pct	3FG	3A	Pct	FT	FTA	Pct	O	D	Tot	Avg	PF	FO	A	TO	Blk	Stl	Pts	Avg
MISSISSIPPI VALLEY	11/25/20	24	3	7	429	2	5	400	5	8	625	2	3	5	5.0	4	0	7	1	0	0	13	13.0	
NORTH TEXAS	11/28/20	24	6	14	429	2	8	250	2	4	500	2	4	6	5.5	2	0	3	3	0	1	16	14.5	
UT ARLINGTON	12/02/20	12	1	5	200	1	3	333	2	2	1000	0	2	2	4.3	0	0	1	1	0	0	5	11.3	
LIPSCOMB	12/05/20	22	5	12	417	2	7	286	0	0	000	1	3	4	4.3	5	1	1	3	0	0	12	11.5	
SOUTHERN U.	12/09/20	15	5	11	455	2	8	250	0	1	000	0	2	2	3.8	1	0	0	0	0	1	12	11.6	
CENTRAL ARKANSAS	12/12/20	27	8	18	444	4	10	400	2	2	1000	0	2	2	3.5	1	0	6	1	1	3	22	13.3	
ORAL ROBERTS	12/20/20	30	4	13	308	0	6	000	7	8	875	0	5	5	3.7	2	0	3	2	3	1	15	13.6	
ABILENE CHRISTIAN	12/22/20	21	6	12	500	3	6	500	4	4	1000	0	2	2	3.5	3	0	1	3	0	1	19	14.3	
at Auburn	12/30/20	27	6	12	500	2	6	333	7	9	778	0	3	3	3.4	1	0	2	2	2	4	21	15.0	
MISSOURI	01/02/21	31	6	18	333	1	4	250	6	7	857	1	2	3	3.4	4	0	1	4	0	2	19	15.4	
at Tennessee	01/06/21	28	7	11	636	2	4	500	3	3	1000	0	4	4	3.5	1	0	3	4	0	0	19	15.7	
GEORGIA	01/09/21	16	3	9	333	3	4	750	3	4	750	0	0	0	3.2	1	0	0	2	0	0	12	15.4	
at LSU	01/13/21	26	8	20	400	3	10	300	3	4	750	3	2	5	3.3	3	0	1	2	0	3	22	15.9	
at Alabama	01/16/21	18	2	7	286	1	3	333	0	2	000	0	1	1	3.1	0	0	0	3	1	2	5	15.1	
Totals		0	321	70	169	.414	28	84	.333	44	58	.759	9	35	44	3.1	28	1	29	31	7	18	212	15.1

JD NOTAE CAREER STATISTICS

Year	GP	GS	Min	Avg	FG	FGA	Pct	3FG	3FGA	Pct	FT	FTA	Pct	Off	Def	Tot	Avg	PF	FO	Ast	TO	Blk	Stl	Pts	Avg
2017-18 (JACK)	28	28	879	31.4	159	388	.410	49	121	.405	65	93	.699	28	103	131	4.7	60	2	54	72	14	49	432	15.4
2018-19 (JACK)	32	23	932	29.1	177	415	.427	62	194	.320	81	111	.730	29	168	197	6.2	76	4	109	106	14	52	497	15.5
2019-20 - REDSHIRTED AT ARK (TRANSFER)																									
2020-21 (ARK)	14	0	321	22.9	70	169	.414	28	84	.333	44	58	.759	9	35	44	3.1	28	1	29	31	7	18	212	15.1
TOTAL	74	51	2132	28.8	406	972	.418	139	399	.348	190	262	.725	66	306	372	5.0	164	7	192	209	35	119	1141	15.4

VANCE JACKSON JR.

Gr.Sr. | F | 6-9 | 238

Pasadena, Calif. | New Mexico



- Born Aug. 20, 1997 in Pasadena, Calif. Parents: Desiree Temple and Vance Jackson Sr.
- Graduated from New Mexico - Spring of 2020, B.A. in interpersonal communication
- Pursuing his master's in adult and lifelong learning at the University of Arkansas.
- If he could have played with any former Razorback, it would have been Joe Johnson.

- Rated the 8th-best Grad Transfer in the Nation by CBSports.com — 18th-best by Stadium.com — 32nd-best by ESPN.com
- Played his freshman season at UConn — on AAC All-Rookie Team — before transferring to New Mexico ... Scored 990 points in his first three collegiate seasons (92 games with 65 starts)

- For his career has scored 1,066 points and grabbed 540 rebounds.

2020-21 HIGHLIGHTS:

- Eclipsed 1,000 career points and 500 career rebounds, getting 15 and seven respectively, in season-opening win versus Mississippi Valley ... Made four treys during a 28-0 run in the first half ... Finished 4-of-6 from 3PT.
- After back-to-back games with no points, scored 10 in the win versus Lipscomb, making a pair of 3-pointers.
- Played 22 minutes versus Abilene Christian (22; high of 23 vs Lipscomb) ... Had two assists and his first two blocked shots of the season.
- Had a breakout game at Tennessee ... Played a season-high 33 minutes ... Scored 14 points (2nd-best of the season) with a season-best nine rebounds (all defensive) ... Made 3-of-6 from 3-point range and added nine rebounds.

- Followed that by scoring 15 points —making 4-of-5 from 3-point range — in the win over Georgia.
- Entered the Alabama game with three steals in 13 games but had three alone versus the Crimson Tide.

DOUBLE-DOUBLES (8)

SOPHOMORE (5)

11/13/18	• IONA	18 pts	12 reb
01/05/19	• NEVADA	18 pts	10 reb
01/12/19	• at Colorado State	18 pts	12 reb
01/19/19	• WYOMING	13 pts	10 reb
03/09/19	• at Wyoming	13 pts	11 reb

JUNIOR (3)

01/01/20	• at San Jose State	% 25 pts	13 reb
01/07/20	• FRESNO STATE	% 29 pts	13 reb
03/04/20	• vs San Jose State	26 pts	12 reb

% - consecutive games

- Scored 1,000th Pt and Grabbed 500th Reb vs Miss Valley State (12/25/20)
- Led his team in Pts: 13
- Led his team in Rebs: 3
- CAREER: Double-figure Pts: 54
- 20-pt gms: 8
- Gms with 3+ 3PT FG: 28
- Double-figure Rebs: 5

PERSONAL BESTS

POINTS

Season:	15 (2x)	last vs Georgia (01/09/21)
Career:	30	vs Fresno State (02/02/19)
SEC:	15	vs Georgia (01/09/21)

FG MADE

Season:	6	vs Georgia (01/09/21)
Career:	9 (3x)	last vs San Jose St (03/04/20)
SEC:	6	vs Georgia (01/09/21)

FG ATTEMPTED

Season:	10 (2x)	last vs Georgia (01/09/21)
Career:	16 (2x)	last vs San Jose St (03/04/20)
SEC:	10 (2x)	last vs Georgia (01/09/21)

3-POINT FG MADE

Season:	4 (2x)	vs Georgia (01/09/21)
Career:	6 (2x)	last vs Wyoming (02/08/20)
SEC:	4	vs Georgia (01/09/21)

3-PT FG ATTEMPTS

Season:	6 (2x)	at Tennessee (01/06/21)
Career:	11 (2x)	last at Air Force (02/26/20)
SEC:	6	at Tennessee (01/06/21)

FT MADE

Season:	2 (2x)	last vs Oral Roberts (12/20/20)
Career:	10	vs Fresno State (02/02/19)
SEC:	1 (2x)	last vs Georgia (01/09/21)

FT ATTEMPTED

Season:	4	vs Oral Roberts (12/20/20)
Career:	11	vs Fresno State (02/02/19)
SEC:	2 (2x)	last vs Georgia (01/09/21)

REBOUNDS

Season:	9	at Tennessee (01/06/21)
Career:	13 (2x)	vs Fresno State (01/07/20)
SEC:	9	at Tennessee (01/06/21)

ASSISTS

Season:	2 (4x)	last vs Georgia (01/09/21)
Career:	7	vs Nevada (01/05/19)
SEC:	2	vs Georgia (01/09/21)

STEALS

Season:	3	at Alabama (01/16/21)
Career:	4	vs Wyoming (03/13/19)
SEC:	3	at Alabama (01/16/21)

BLOCKED SHOTS

Season:	2	vs Abilene Christian (12/22/20)
Career:	2 (3x)	last vs Abilene Christian (12/20/20)
SEC:	-	

MINUTES

Season:	33:25	at Tennessee (01/06/21)
Career:	37:30	vs Utah State (03/05/20)
SEC:	33:25	at Tennessee (01/06/21)

VANCE JACKSON 2020-21 GAME STATS

Opponent	Date	GS	Min	FG	FGA	Pct	3FG	3A	Pct	FT	FTA	Pct	O	D	Tot	Avg	PF	FO	A	TO	Blk	Stl	Pts	Avg	
MISSISSIPPI VALLEY	11/25/20	*	15	5	9	.556	4	6	.667	1	1	1.000	2	5	7	7.0	0	0	0	1	0	0	15	15.0	
NORTH TEXAS	11/28/20		9	0	2	.000	0	2	.000	0	0	.000	0	0	0	3.5	0	0	0	0	0	0	0	7.5	
UT ARLINGTON	12/02/20		20	0	5	.000	0	3	.000	0	0	.000	1	4	5	4.0	0	0	1	3	0	0	0	5.0	
LIPSCOMB	12/05/20		23	3	9	.333	2	7	.286	2	2	1.000	0	3	3	3.8	0	0	1	1	0	0	10	6.3	
SOUTHERN U.	12/09/20		14	1	4	.250	1	4	.250	0	0	.000	2	0	2	3.4	2	0	2	1	0	0	3	5.6	
CENTRAL ARKANSAS	12/12/20		13	3	4	.750	0	0	.000	0	0	.000	0	0	0	2.8	3	0	1	0	0	1	6	5.7	
ORAL ROBERTS	12/20/20		10	1	3	.333	1	3	.333	2	4	.500	1	3	4	3.0	1	0	2	0	0	1	5	5.6	
ABILENE CHRISTIAN	12/22/20		22	2	5	.400	1	4	.250	0	0	.000	0	3	3	3.0	1	0	2	0	2	0	5	5.5	
at Auburn	12/30/20		12	0	2	.000	0	2	.000	0	0	.000	0	2	2	2.9	1	0	1	0	0	0	0	4.9	
MISSOURI	01/02/21		1	0	0	.000	0	0	.000	0	0	.000	0	0	0	2.6	0	0	0	0	0	0	0	4.4	
at Tennessee	01/06/21		33	5	10	.500	3	6	.500	1	2	.500	0	9	9	3.2	2	0	1	0	0	0	14	5.3	
GEORGIA	01/09/21	*	25	5	10	.500	4	5	.800	1	2	.500	0	2	2	3.1	3	0	2	2	0	0	15	6.1	
at LSU	01/13/21	*	22	1	8	.125	0	4	.000	0	0	.000	3	4	7	3.4	1	0	1	1	0	1	2	5.8	
at Alabama	01/16/21		14	0	4	.000	0	2	.000	1	2	.500	0	2	2	3.3	0	0	0	1	0	3	1	5.4	
Totals			3	233	26	75	.347	16	48	.333	8	13	.615	9	37	46	3.3	14	0	14	10	2	6	76	5.4

VANCE JACKSON JR. CAREER STATISTICS

Year	GP	GS	Min	Avg	FG	FGA	Pct	3FG	3FGA	Pct	FT	FTA	Pct	Off	Def	Tot	Avg	PF	FO	Ast	TO	Blk	Stl	Pts	Avg
2016-17 (UConn)	32	21	835	26.1	79	193	.409	50	126	.397	50	74	.676	22	101	123	3.8	74	2	44	42	5	10	258	8.1
2017-18 - REDSHIRTED																									
2018-19 (UNM)	32	16	887	27.8	137	338	.405	57	172	.331	89	137	.650	42	182	224	7.0	60	1	85	80	4	35	420	13.1
2019-20 (UNM)	28	28	756	27.1	101	224	.414	50	146	.342	60	84	.714	34	113	147	5.3	51	0	36	59	9	28	312	11.1
2020-21 (ARK)	14	3	233	16.6	26	75	.347	16	48	.333	8	13	.615	9	37	46	3.3	14	0	14	10	2	6	76	5.4
TOTAL	106	68	2711	25.6	343	830	.413	173	492	.352	207	308	.672	107	433	540	5.1	199	3	179	191	20	79	1066	10.1



DESI SILLS

Jr. | 6 | 6-2 | 200

Jonesboro, Ark | Jonesboro HS

@desisills3

@desisills3

3

- Born Dec. 29, 1998 in Jonesboro
- Parents: Desi and Shawna Sills
- 1 of 3 Hogs to play all 66 UA games over the last 2 yrs (w/ Adrio Bailey & Jalen Harris)
- "I have to be honest, I have to thank the quarantine because I fell out of love, the enjoyment of the game. I fell back in love with the game, the process and the grind."

MADE THE DEPARTMENT'S HONOR ROLL (GPA BETWEEN 3.0-3.49) FOR FALL 2020

- Voted Preseason All-SEC second team by the league's coaches

- Leads the team and SEC in total steals (22) ... Ranks 10th in the SEC in steals per game (1.57)
- Ranks among the SEC top 20 in total minutes (20th), total FG FT Made (19th), total FT Att (17th)
- Leads the team in deflections with 72 — including 10 each versus Texas-Arlington and Central Arkansas and nine each versus Mississippi Valley State and at Auburn.

2020-21 HIGHLIGHTS:

- Scored 19 in the season opener, tying career high for FG made, going 8-of-10 from the field (2-of-3 3PT) ... Scored 12 in the second half, including seven to start the period as Arkansas out-scored MVSU 16-0 over the first 2:56 minutes.
- Had 14 versus North Texas, going 5-of-8 at the free throw line.
- Tied a career high with four steals versus UT Arlington.
- Had his best career assist-to-turnover game versus Southern with five helpers and zero turnovers ... Added 11 points (3-of-5 from 3-point range).
- Posted his first career Double-Double versus Oral Roberts with 16 points and a career-high 10 rebounds ... Added two assists, a steal and a blocked shot ... Led the team in Plus/Minus (+18).
- Had 18 versus Abilene Christian, including 16 in the first half as Arkansas raced out to a 22-point lead in the period ... Added two assists and two steals.
- Scored a career-high 23 points at Auburn, making 4-of-5 from 3-point range ... Also led th team (tied) with six rebounds, including four on offense.
- Broke a mini slump by scoring 14 at LSU, including 12 in the second half to help Arkansas outscore the Tigers in the period.



DOUBLE-DOUBLES (1)

JUNIOR (1)
12/201/20 • ORAL ROBERTS 16 pts 10 reb

• Led the Razorbacks in Pts:.....	3
• Led the Razorbacks in Rebs:.....	3
• CAREER: Double-figure Pts:.....	29
20-pt gms:.....	4
Gms with a 3PT FG:.....	44
Gms with 3+ 3PT FG:.....	13
Gms with 5+ Assists:.....	5
Gms with Double-Digit Rebs.....	1

PERSONAL BESTS

POINTS
Season: 23 at Auburn (12/30/20)
Career: 23 at Auburn (12/30/20)
SEC: 23 at Auburn (12/30/20)

FG MADE
Season: 8 (2x) at Auburn (12/30/20)
Career: 8 (3x) last at Auburn (12/30/20)
SEC: 8 (2x) last at Auburn (12/30/20)

FG ATTEMPTED
Season: 15 at Auburn (12/30/20)
Career: 15 (3x) last at Auburn (12/30/20)
SEC: 15 at Auburn (12/30/20)

3-POINT FG MADE
Season: 4 at Auburn (12/30/20)
Career: 5 vs Vanderbilt (03/11/20)
SEC: 4 (3x) last at Auburn (12/30/20)

3-PT FG ATTEMPTS
Season: 7 at Auburn (12/30/20)
Career: 8 (2x) last at Tennessee (02/11/20)
SEC: 8 at Tennessee (02/11/20)

FT MADE
Season: 6 vs Abilene Christian (12/22/20)
Career: 6 vs Abilene Christian (12/22/20)
SEC: 5 (3x) last at Tennessee (02/11/20)

FT ATTEMPTED
Season: 7 vs Abilene Christian (12/20/20)
Career: 8 (4x) last vs LSU (03/04/20)
SEC: 8 (4x) last vs LSU (03/04/20)

REBOUNDS
Season: 10 vs Oral Roberts (12/20/20)
Career: 10 vs Oral Roberts (12/20/20)
SEC: 7 vs Vanderbilt (01/15/20)

ASSISTS
Season: 5 Southern (12/09/20)
Career: 6 vs FIU (12/01/18)
SEC: 5 vs LSU (01/12/19)

STEALS
Season: 4 vs UT Arlington (12/02/20)
Career: 4 (2x) last vs UT Arlington (12/02/20)
SEC: 4 vs Auburn (02/04/20)

BLOCKED SHOTS
Season: 1 (4x) last at Auburn (12/30/20)
Career: 1 (8x) last at Auburn (12/30/20)
SEC: 1 at Auburn (12/30/20)

MINUTES
Season: 37:26 vs Missouri (01/02/21)
Career: 40:50 vs Auburn (02/04/20)
SEC: 40:50 vs Auburn (02/04/20)

DESI SILLS 2020-21 GAME STATS

Opponent	Date	GS	Min	FG	FGA	Pct	3FG	3A	Pct	FT	FTA	Pct	O	D	Tot	Avg	PF	FO	A	TO	Blk	Stl	Pts	Avg	
MISSISSIPPI VALLEY	11/25/20	*	19	8	10	.800	2	3	.667	1	1	1.000	1	1	2	2.0	0	0	2	0	0	3	19	19.0	
NORTH TEXAS	11/28/20	*	36	4	7	.571	1	3	.333	5	8	.625	0	3	3	2.5	2	0	1	5	0	1	14	16.5	
UT ARLINGTON	12/02/20	*	31	1	6	.167	0	3	.000	1	2	.500	1	2	3	2.7	2	0	2	1	0	4	3	12.0	
LIPSCOMB	12/05/20	*	13	2	4	.500	1	2	.500	1	2	.500	0	4	4	3.0	0	0	2	0	0	0	6	10.5	
SOUTHERN U.	12/09/20	*	21	4	7	.571	3	5	.600	0	1	0.000	0	3	3	3.0	0	0	5	0	1	1	11	10.6	
CENTRAL ARKANSAS	12/12/20	*	30	7	12	.583	1	3	.333	2	3	.667	2	1	3	3.0	4	0	4	2	1	3	17	11.7	
ORAL ROBERTS	12/20/20	*	34	6	13	.462	1	4	.250	3	4	.750	4	6	10	4.0	3	0	2	1	1	1	16	12.3	
ABILENE CHRISTIAN	12/22/20	*	27	5	11	.455	2	6	.333	6	7	.857	0	3	3	3.9	4	0	2	2	0	2	18	13.0	
at Auburn	12/30/20	*	35	8	15	.533	4	7	.571	3	6	.500	4	2	6	4.1	0	0	2	2	1	2	23	14.1	
MISSOURI	01/02/21	*	37	1	10	.100	0	4	.000	4	6	.667	1	3	4	4.1	3	0	2	0	0	3	6	13.3	
at Tennessee	01/06/21	*	18	0	1	.000	0	1	.000	0	0	0.000	2	0	2	3.9	2	0	0	3	0	0	0	12.1	
GEORGIA	01/09/21		23	3	8	.375	1	2	.500	1	1	1.000	0	5	5	4.0	3	0	2	1	0	1	8	11.8	
at LSU	01/13/21		29	4	8	.500	2	5	.400	4	4	1.000	0	4	4	4.0	2	0	0	0	0	0	14	11.9	
at Alabama	01/16/21	*	23	1	8	.125	0	3	.000	1	1	1.000	1	1	2	3.9	3	0	1	2	0	1	3	11.3	
Totals			12	376	54	120	.450	18	51	.353	32	46	.696	16	38	54	3.9	28	0	27	19	4	22	158	11.3

DESI SILLS CAREER STATISTICS

Year	GP	GS	Min	Avg	FG	FGA	Pct	3FG	3FGA	Pct	FT	FTA	Pct	Off	Def	Tot	Avg	PF	FO	Ast	TO	Blk	Stl	Pts	Avg
2018-19	34	8	576	16.9	55	125	.440	29	63	.460	40	57	.702	12	31	43	1.3	68	2	58	53	0	21	179	5.3
2019-20	32	24	997	31.2	117	275	.425	47	143	.329	59	91	.648	20	75	95	3.0	96	4	39	44	5	30	340	10.6
2020-21	14	12	376	26.9	54	120	.450	18	51	.353	32	46	.696	16	38	54	3.9	28	0	27	19	4	22	158	11.3
TOTAL	80	44	1949	24.4	226	520	.435	94	257	.366	131	194	.675	48	144	192	2.4	192	6	124	116	9	73	677	8.5

DAVONTE "DEVO" DAVIS

G / Fr. | 6-3 | 180

Jacksonville, Ark. | Jacksonville HS

4

@MrDevoBuckets

@devofor3

- Born Sept. 24, 2001 in Jacksonville • Mother: Terrie Davis / Grandmother Yvette Davis
- Consensus 4-star ... 2020 ADG Player of the Year ... 4x first team All-State
- Wants to open a zoo to educate people about animals ... biggest hobby is fishing.
- His dream team: LeBron James, Paul George, Kevin Garnett and Giannis Antetokounmpo

MADE THE DEPARTMENT'S HONOR ROLL (GPA BETWEEN 3.0-3.49) FOR FALL 2020

- Won the dunk contest during the team's Red-White game.
- High energy guy ... Praised for his ability to get loose balls and offensive rebound ... Has a knack for scoring in the lane and off the bounce.
- After a strong performance at Auburn (combined with the injury to Justin Smith), earned his first career start versus Missouri ... Also started versus Georgia.
- Led the team with 10 deflections at Auburn, nine versus Missouri and nine at LSU ... Added 10 vs Georgia.

2020-21 HIGHLIGHTS

- Scored five points with three rebounds and two assists in his collegiate debut vs Mississippi Valley State.
- Added four points and three boards versus Lipscomb.
- Led the team with 14 points versus Southern, adding seven rebounds in 16:20 minutes played ... Made his first career triple and was 3-of-3 at the free throw line.
- Sparked Arkansas with his play off the bench versus Oral Roberts ... 1 of 4 players with a Plus-Minus in double figures (+10).
- Saw playing time increase at Auburn due to Justin Smith injury ... Made four "game-winning" plays during a decisive 10-0 run to help secure win: **PLAY 1:** With Arkansas up two, 76-74, tipped a loose rebound to Connor Vanover that led to two free throws by Moses Moody ... **PLAY 2:** With Arkansas up four, 78-74, got the offensive rebound off Desi Sills FT miss that led to a JD Notae layup ... **PLAY 3:** With Arkansas now up six, 80-74, made a steal in what **ESPN analyst Jimmy Dykes called "the best defensive play of the year."** The steal led to a fastbreak and two made free throws by Connor Vanover ... **PLAY 4:** With Arkansas now up eight, 82-74, sank a jumper from the left elbow as the shot clock was winding down to cap the 10-0 run.

- In his first career start (vs Missouri Jan. 2), had four rebounds and a career-high three steals.
- Was impressive on both ends of the floor in the win over Georgia ... Scored a **season-high 20 points** with seven rebounds, six assists and two steals ... Also did a good job guarding UGA point guard Sahvir Wheeler ... Had 10 deflections and tied Moses Moody with a Plus-Minus of +33 for the game.

• Led the Razorbacks in Pts:.....	1
• Led the Razorbacks in Rebs:	-
• CAREER: Double-figure Pts:.....	2
20-pt gms:.....	1
Gms with a 3PT FG:	2
Gms with 3+ 3PT FG:	-
Gms with 5+ Rebs:	2

DAVONTE DAVIS 2020-21 GAME STATS

Opponent	Date	GS	Min	FG	FGA	Pct	3FG	3A	Pct	FT	FTA	Pct	O	D	Tot	Avg	PF	FO	A	TO	Blk	Stl	Pts	Avg	
MISSISSIPPI VALLEY	11/25/20		12	2	5	.400	0	1	.000	1	1	1.000	1	2	3	3.0	1	0	2	1	0	0	5	5.0	
NORTH TEXAS	1/28/20	DNP																							
UT ARLINGTON	12/02/20	DNP																							
LIPSCOMB	12/05/20		15	2	2	1.000	0	0	.000	0	0	.000	2	1	3	3.0	2	0	1	1	0	1	4	4.5	
SOUTHERN U.	12/09/20		16	5	8	.625	1	1	1.000	3	3	1.000	3	4	7	4.3	1	0	2	1	0	0	14	7.7	
CENTRAL ARKANSAS	12/12/20		7	0	1	.000	0	0	.000	0	0	.000	0	1	1	3.5	0	0	0	0	0	0	0	5.8	
ORAL ROBERTS	12/20/20		9	0	1	.000	0	0	.000	0	0	.000	0	1	1	3.0	3	0	2	1	0	1	0	4.6	
ABILENE CHRISTIAN	12/22/20		5	0	1	.000	0	0	.000	0	0	.000	0	1	1	2.7	2	0	0	1	0	1	0	3.8	
at Auburn	12/30/20		13	2	3	.667	0	0	.000	0	0	.000	1	0	1	2.4	0	0	1	0	0	2	4	3.9	
MISSOURI	01/02/21	*	20	2	6	.333	0	0	.000	0	2	.000	3	1	4	2.6	4	0	0	1	0	3	4	3.9	
at Tennessee	01/06/21		5	1	2	.500	0	0	.000	0	0	.000	0	0	0	2.3	1	0	0	1	0	1	2	3.7	
GEORGIA	01/09/21	*	37	9	14	.643	1	2	.500	1	1	1.000	1	6	7	2.8	4	0	6	3	0	2	20	5.3	
at LSU	01/13/21	*	27	1	11	.091	0	1	.000	2	3	.667	1	2	3	2.8	1	0	2	2	1	2	4	5.2	
at Alabama	01/16/21		28	1	3	.333	0	0	.000	3	4	.750	1	5	6	3.1	3	0	1	0	0	0	5	5.2	
Totals			3	194	25	57	.439	2	5	.400	10	14	.714	13	24	37	3.1	22	0	17	12	1	13	62	5.2

PERSONAL BESTS

POINTS	Season: 20	vs Georgia (01/09/21)
SEC: 20	vs Georgia (01/09/21)	
FG MADE	Season: 9	vs Georgia (01/09/21)
SEC: 9	vs Georgia (01/09/21)	
FG ATTEMPTED	Season: 14	vs Georgia (01/09/21)
SEC: 14	vs Georgia (01/09/21)	
3-POINT FG MADE	Season: 1 (2x)	vs Georgia (01/09/21)
SEC: 1	vs Georgia (01/09/21)	
3-PT FG ATTEMPTS	Season: 2	vs Georgia (01/09/21)
SEC: 2	vs Georgia (01/09/21)	
FT MADE	Season: 3 (2x)	last at Alabama (01/13/21)
SEC: 3	at Alabama (01/13/21)	
FT ATTEMPTED	Season: 4	at Alabama (01/16/21)
SEC: 4	at Alabama (01/16/21)	
REBOUNDS	Season: 7 (2x)	last vs Georgia (01/09/21)
SEC: 7	vs Georgia (01/09/21)	
ASSISTS	Season: 6	vs Georgia (01/09/21)
SEC: 6	vs Georgia (01/09/21)	
STEALS	Season: 3	vs Missouri (01/02/21)
SEC: 3	vs Missouri (01/02/21)	
BLOCKED SHOTS	Season: 1	at LSU (01/13/21)
SEC: 1	at LSU (01/13/21)	
MINUTES	Season: 36:26	vs Georgia (01/09/21)
SEC: 36:26	vs Georgia (01/09/21)	

DAVONTE DAVIS CAREER STATISTICS

Year	GP	GS	Min	Avg	FG	FGA	Pct	3FG	3FGA	Pct	FT	FTA	Pct	Off	Def	Tot	Avg	PF	FO	Ast	TO	Blk	Stl	Pts	Avg
2020-21	12	3	194	16.2	25	57	.439	2	5	.400	10	14	.714	13	24	37	3.1	22	0	17	12	1	13	62	5.2

MOSES MOODY

@moses_moody3
@moses.2m

5

6 | Fr. | 6-6 | 205
Little Rock, Ark. | Montverde (Fla.) Academy



- Born May 31, 2002 in Little Rock
- Parents: Kareem and Rona Moody
- Consensus 4-star ... MaxPreps HM All-American
- Among incoming Frosh: Rated 37th by 247Sports, 42nd by ESPN and 53rd by Rivals
- Serves on Arkansas Athletics' African American S-A Leadership Council and SAAC.

MADE THE AD'S HONOR ROLL (GPA BETWEEN 3.5-3.99) FOR FALL 2020

- Leads the team and ranks sixth in the SEC in scoring (17.6 ppg).
- Has made six straight free throws and has consecutive free throws made streaks of 15, 13 and 12 consecutive this season.
- Ranks 21st in the NCAA / 2nd in the SEC in FT Made (62) and 33rd NCAA / 4th SEC in FT Att (76).
- Scored in double figures in 13 of 14 games (only had 6 pts at UT) ... Only Razorback to make a 3-pointer in all 14.
- Named SEC Freshman of the Week and College Sports Madness SEC Player of the Week (Dec. 7).
- Leads the team in Plus-Minus at +179.

2020-21 HIGHLIGHTS

- Scored 19 in his collegiate debut — making 9-of-10 from the free throw line ... Added three steals.
- Went 6-of-6 at the free throw line to score 11 points, adding three steals, versus North Texas.
- Named SEC Freshman of the Week / College Sports Madness SEC Player of the Week (Dec. 7) ... Averaged 21 points, 8.5 rebounds and two assists in wins over UT Arlington and Lipscomb ... Made 70 percent of his shots from the field (14-of-20) — including 4-of-6 from 3-point range — while going 10-of-13 at the free throw line ... Had game highs with 24 points and nine rebounds versus UTA to become the first Razorback freshman since Bobby Portis in 2014 to have at least 24 and nine in a game ... Followed that with an 18-point, eight-rebound performance versus Lipscomb. Moody made 7-of-his-8 shots, including 2-of-3 from 3-point range, while adding three assists in just 24 minutes played.
- Stuffed the stat sheet versus Central Arkansas with 15 points, 7 rebounds, 3 assists, 2 steals and a blocked shot.
- Led all scorers with 21 in the Abilene Christian win, making a season-high three 3's ... Was 6-of-8 at the FT line with two assists and two blocked shots.
- Led the team (tied) with six rebounds at Auburn ... Scored 16 points, including two early 3-pointers to set the tone in the win.
- Recorded his first career double-double versus Mizzou (1/2) with 18 points and career-high 10 rebounds ... Made a career-high four 3-pointers.
- Bounced back from Tennessee game (six pts) to score a season-high 25 points in the win over Georgia ... Had a team-best and season-best 11 deflections and tied Davonte Davis with a team-best Plus-Minus of +33.
- Had 18 points at LSU, including 13 in the second half to help Arkansas outscore the Tigers in the period ... Added six rebounds (four offensive).
- Led the team in both points — season-high 28 — and rebounds — seasons second-best nine — at Alabama ... Scored 14 of Arkansas' first 15 points ... His 25 field goal attempts were the most by a Razorback since 2010 and ties for fourth-most by a Razorback in an SEC game.

MOODY IN THE SEC

2nd in FT Made (62)	7th in Off Rebs (2.50)
2nd in Total Minutes (457:20)	7th in 3PT FG Att (72)
2nd in Total Points (246)	91th in Total Reb. (82)
3rd in Total FG Made (78)	11th in FG% (.443)
3rd in Total FG Att (176)	11th in FG% (.443)
4th in FT Att (76)	11th in 3's Made/GM (2.0)
4th in Total 3's Made (28)	13th in Total Steals (17)
5th in FT % (.816)	12th in Double-Doubles (1)
6th in Scoring (17.6)	15th in Rebs/Gm (5.9)
6th in Minutes/Gm (32:40)	

• Moses Moody is 1 of 3 players in the SEC to average at least 15.0 points and 5.5 rebounds

DOUBLE-DOUBLES (1)

FROSH	(1)
01/03/21 - MISSOURI	18 pts 10 reb

• Led the Razorbacks in Pts:.....	5
• Led the Razorbacks in Rebs:.....	4
• Led Razorbacks in Pts & Rebs:.....	2
• CAREER: Double-figure Pts:.....	13
Double-figure Rebs:.....	1
20-pt gms:.....	4
Gms with a 3PT FG:.....	14
Gms with 3+ 3PT FG:.....	4
Gms with 3+ Steals:.....	2
Gms with 5+ Rebs:.....	7

"He Beat the Streets"

An excerpt from an original poem by Moses Moody first performed for his senior speech at Montverde Academy Feb. 20, 2020.

When you see me, what's your first impression?
Are you willing to learn this lesson or are you distracted by my complexion?
An impoverished black male making his way out of the streets
Is the equivalent to a flower blooming through the concrete.

Full video:
<https://www.youtube.com/watch?v=oUNm7XhNM>

PERSONAL BESTS

POINTS	28	at Alabama (01/16/21)
SEC:	28	at Alabama (01/16/21)
FG MADE	10	at Alabama (01/16/21)
SEC:	10	at Alabama (01/16/21)
FG ATTEMPTED	25	at Alabama (01/16/21)
SEC:	25	at Alabama (01/16/21)
3-POINT FG MADE	4	vs Missouri (01/02/21)
SEC:	4	vs Missouri (01/02/21)
3-PT FG ATTEMPTS	8	vs Missouri (01/02/21)
SEC:	8	vs Missouri (01/02/21)
FT MADE	9	vs Mississippi Valley State (11/25/20)
SEC:	6 (2x)	last vs Missouri (01/02/21)
FT ATTEMPTED	10 (3x)	last vs Missouri (01/02/21)
SEC:	10	vs Missouri (01/02/21)
REBOUNDS	10	vs Missouri (01/02/21)
SEC:	10	vs Missouri (01/02/21)
ASSISTS	3 (2x)	last vs Central Arkansas (12/12/20)
SEC:	2 (2x)	at LSU (01/13/21)
STEALS	3 (2x)	last vs North Texas (11/28/20)
SEC:	2 (3x)	last at LSU (01/13/21)
BLOCKED SHOTS	2	vs Abilene Christian (12/20/20)
SEC:	1 (2x)	vs Georgia (01/09/21)
MINUTES	38:29	vs Missouri (01/02/21)
SEC:	38:29	vs Missouri (01/02/21)

MOSES MOODY 2020-21 GAME STATS

Opponent	Date	GS	Min	FG	FGA	Pct	3FG	3A	Pct	FT	FTA	Pct	O	D	Tot	Avg	PF	FO	A	TO	Blk	Stl	Pts	Avg	
MISSISSIPPI VALLEY	11/25/20	*	24	3	12	.250	1	6	.167	9	10	.900	2	1	3	3.0	3	0	2	0	0	3	16	16.0	
NORTH TEXAS	11/28/20	*	29	2	9	.222	1	4	.250	6	6	1.000	1	1	2	2.5	1	0	1	1	1	3	11	13.5	
UT ARLINGTON	12/02/20	*	32	7	12	.583	2	3	.667	8	10	.800	3	6	9	4.7	3	0	1	2	0	0	24	17.0	
LIPSCOMB	12/05/20	*	24	7	8	.875	2	3	.667	2	3	.667	3	5	8	5.5	2	0	3	1	0	1	18	17.3	
SOUTHERN U.	12/09/20	*	26	5	10	.500	2	4	.500	0	0	.000	3	2	5	5.4	1	0	2	2	1	0	12	16.2	
CENTRAL ARKANSAS	12/12/20	*	35	6	11	.545	3	7	.429	0	0	.000	0	7	7	5.7	1	0	3	1	1	2	15	16.0	
ORAL ROBERTS	12/20/20	*	28	7	12	.583	1	4	.250	3	6	.500	4	3	7	5.9	1	0	1	2	1	1	18	16.3	
ABILENE CHRISTIAN	12/22/20	*	37	6	10	.600	3	5	.600	6	8	.750	3	1	4	5.6	1	0	2	0	2	0	21	16.9	
at Auburn	12/30/20	*	39	4	11	.364	2	6	.333	6	6	1.000	2	4	6	5.7	2	0	1	2	0	2	16	16.8	
MISSOURI	01/02/21	*	39	4	15	.267	4	8	.500	6	10	.600	4	6	10	6.1	4	0	1	1	1	2	18	16.9	
at Tennessee	01/06/21	*	37	1	8	.125	1	4	.250	3	3	1.000	0	2	2	5.7	4	0	1	0	0	0	6	15.9	
GEORGIA	01/09/21	*	38	9	15	.600	2	6	.333	5	5	1.000	2	2	4	5.6	2	0	2	1	0	1	25	16.7	
at LSU	01/13/21	*	36	7	18	.389	1	5	.200	3	4	.750	5	1	6	5.6	4	0	2	3	0	2	18	16.8	
at Alabama	01/16/21	*	35	10	25	.400	3	7	.429	5	5	1.000	3	6	9	5.9	2	0	1	2	0	0	28	17.6	
Totals			14	459	78	176	.443	28	72	.389	62	76	.816	35	47	82	5.9	31	0	23	18	7	17	246	17.6

MOSES MOODY CAREER STATISTICS

Year	GP	GS	Min	Avg	FG	FGA	Pct	3FG	3FGA	Pct	FT	FTA	Pct	Off	Def	Tot	Avg	PF	FO	Ast	TO	Blk	Stl	Pts	Avg
2020-21	14	14	459	32.8	78	176	.443	28	72	.389	62	76	.816	35	47	82	5.9	31	0	23	18	7	17	246	17.6

JAYLIN WILLIAMS

Fr. | F | 6-10 | 245

Fort Smith, Ark. | Northside HS

@Jay_MWilliams_

@thejaylinwilliams_

10

- Born June 29, 2002 in Fort Smith
- Paents: Michael and Linda Williams
- Consensus 4-star ... 2020 Gatorade Arkansas Player of the Year ... Top state prospect by 247
- Among incoming Fresh: Rated 56th by Rivals, 85th by 247Sports and 91st by ESPN
- If he could play with any former Razorback it would be Patrick Beverley or Corliss Williamson

MADE THE DEPARTMENT'S HONOR ROLL (GPA BETWEEN 3.0-3.49) FOR FALL 2020

- Leads the team by taking eight of the team's 24 charges this season, including two each versus UT Arlington, Georgia and LSU.
- Earned his first career start at Tennessee.
- On a per 40-minute basis, averages 12.5 rebounds, 9.4 points and 2.4 blocked shots.

2020-21 HIGHLIGHTS

- Had a game-high **10 rebounds**, including eight defensively ... Just missed a double-double, scoring nine points (2-5 FG - 2-4 3PT).
- Scored six points with seven rebounds, including six on the defensive end, versus Lipscomb..
- Had two rebounds and an assist in 4:20 played at Auburn.
- Saw extended time versus Missouri and responded with eight points and two blocked shots.
- Earned his first career start at Tennessee ... Scored six points on 3-of-3 shooting
- Came off the bench versus Georgia ... Only scored two points but impacted the game in other areas ... Led the team with nine rebounds (four offensive), took two charges and had two assists with a steal and a blocked shot.
- Tied a season-high by pulling down **10 rebounds at LSU**, scored seven points and added two steals ... Took two charges.



• Led Razorbacks in Pts:	-
• Led Razorbacks in Rebs:	3
• CAREER: Double-figure Pts:	-
Double-figure Rebs:	2
20-pt gms:	-
Gms with a 3PT Made	3
Gms with 5+ Rebs:	4

JAYLIN WILLIAMS 2020-21 GAME STATS																									
Opponent	Date	GS	Min	FG	FGA	Pct	3FG	3A	Pct	FT	FTA	Pct	O	D	Tot	Avg	PF	FO	A	TO	Blk	Stl	Pts	Avg	
MISSISSIPPI VALLEY	11/25/20		20	3	5	.600	2	4	.500	1	1	1.000	2	8	10	10.0	0	0	1	1	0	0	9	9.0	
NORTH TEXAS	1/28/20		DNP																						
UT ARLINGTON	12/02/20		12	0	0	.000	0	0	.000	0	0	.000	1	2	3	6.5	0	0	0	1	1	1	0	4.5	
LIPSCOMB	12/05/20		18	2	5	.400	1	3	.333	1	1	1.000	1	6	7	6.7	4	0	1	2	0	0	6	5.0	
SOUTHERN U.	12/09/20		13	0	1	.000	0	1	.000	0	2	.000	0	2	2	5.5	1	0	0	1	2	0	0	3.8	
CENTRAL ARKANSAS	12/12/20		2	0	0	.000	0	0	.000	2	2	1.000	2	0	2	4.8	0	0	0	0	0	0	2	3.4	
ORAL ROBERTS	12/20/20		DNP																						
ABILENE CHRISTIAN	12/22/20		4	0	0	.000	0	0	.000	0	0	.000	0	1	1	4.2	0	0	0	0	1	0	0	2.8	
at Auburn	12/30/20		4	0	0	.000	0	0	.000	0	0	.000	1	1	2	3.9	2	0	1	0	0	0	0	2.4	
MISSOURI	01/02/21		17	3	6	.500	1	4	.250	1	1	1.000	1	2	3	3.8	2	0	0	0	2	1	8	3.1	
at Tennessee	01/06/21	*	14	3	3	1.000	0	0	.000	0	0	.000	0	2	2	3.6	2	0	0	4	1	0	6	3.4	
GEORGIA	01/09/21		20	1	2	.500	0	0	.000	0	0	.000	4	5	9	4.1	3	0	2	3	1	1	2	3.3	
at LSU	01/13/21		28	2	3	.667	0	0	.000	3	3	1.000	4	6	10	4.6	5	1	1	3	1	2	7	3.6	
at Alabama	01/16/21	*	18	0	1	.000	0	0	.000	0	0	.000	0	2	2	4.4	1	0	1	0	1	1	0	3.3	
Totals			2	170	14	26	.538	4	12	.333	8	10	.800	16	37	53	4.4	20	1	7	15	10	6	40	3.3

PERSONAL BESTS	
POINTS	
Season: 9	vs Mississippi Valley State (11/25/20)
SEC: 8	vs Missouri (01/02/21)
FG MADE	
Season: 3 (3x)	last at Tennessee (01/06/21)
SEC: 3 (2x)	last at Tennessee (.1/06/21)
FG ATTEMPTED	
Season: 6	vs Missouri (01/02/21)
SEC: 6	vs Missouri (01/02/21)
3-POINT FG MADE	
Season: 2	vs Mississippi Valley State (11/25/20)
SEC: 1	vs Missouri (01/02/21)
3-PT FG ATTEMPTS	
Season: 4 (2x)	last vs Missouri (01/02/21)
SEC: 4	vs Missouri (01/02/21)
FT MADE	
Season: 3	at LSU (01/13/21)
SEC: 3	at LSU (01/13/21)
FT ATTEMPTED	
Season: 3	at LSU (01/13/21)
SEC: 3	at LSU (01/13/21)
REBOUNDS	
Season: 10 (2x)	last at LSU (01/13/21)
SEC: 10	at LSU (01/13/21)
ASSISTS	
Season: 2	vs Georgia (01/09/21)
SEC: 2	vs Georgia (01/09/21)
STEALS	
Season: 2	at LSU (01/13/21)
SEC: 2	at LSU (01/13/21)
BLOCKED SHOTS	
Season: 2 (2x)	last vs Missouri (01/02/21)
SEC: 2	vs Missouri (01/02/21)
MINUTES	
Season: 27:52	at LSU (01/13/21)
SEC: 27:52	at LSU (01/13/21)

JAYLIN WILLIAMS CAREER STATISTICS																									
Year	GP	GS	Min	Avg	FG	FGA	Pct	3FG	3FGA	Pct	FT	FTA	Pct	Off	Def	Tot	Avg	PF	FO	Ast	TO	Blk	Stl	Pts	Avg
2020-21	12	2	170	14.2	14	26	.538	4	12	.333	8	10	.800	16	37	53	4.4	20	1	7	15	10	6	40	3.3



JALEN TATE

Gr.Sr. | 6 | 6-6 | 175
Pickerington, Ohio /
Northern Kentucky



11

@jtate_the_great
@jalen_tate11

- Born June 18, 1998 in Toledo, Ohio
- Parents: Jermaine and Jenice Tate
- Graduated from Northern Kentucky - Spring of 2020 - B.A. in organizational leadership
- Pursuing his master's in adult and lifelong learning at the University of Arkansas
- If he could play with any former Razorback it would be Patrick Beverley.

- Rated the 5th-best Graduate Transfer in the Nation by NBCSports.com — 8th-best by 247Sports.com.
- Scored 950 points at NKU and finished in the NKU top 20 for career assists (285), steals (129) and blocked shots (53) ... Horizon League Defensive Player of the Year (2020) — 3x Horizon League All-Defensive Team (2018, 2019, 2020) — All-Horizon League Third Team (2020) — Horizon League Tournament MVP (2020) — 2x Horizon League All-Tournament Team (2019, 2020) — Horizon League All-Freshman Team (2018).
- Praised by Coach Musselman for his leadership on the floor and in huddles ... Usually assigned to defend the opponent's best offensive player.
- Second on the team by taking five charges this season.
- Ranks 3rd in the SEC in assists (4.4) and is 4th in assist-turnover ratio (1.59)
- Has 1,000-plus career points — 300-plus career assists — 3 rebounds from 400.
- Has two double-doubles this year (UCA and UGA) ... He had a combined 21 assists with one turnover in the two games.
- Has made more 3's this year (11) than he did all of last season (8).

2020-21 HIGHLIGHTS:

- Only played 17 minutes in the opener, but had 12 points, six assists, five rebounds and a steal.
- Scored just two points versus North Texas, but was praised by Coach Muss for his play in the win ... Namely, shutdown reigning C-USA Player of the Year Javion Hamlet to just 1-of-4 shooting from the field (0-0 from 3-point range) in 30 minutes.
- Stuffed the stat sheet versus UTA with 14 points, six rebounds, four assists, a steal and a blocked shot ... Also had the team's best plus/minus at +17.
- Tallied his **third career double-double** — first in points and assist — versus Central Arkansas with 17 points and a **career-high 11 assists** .. **Had zero turnovers.**
- Only played 27 minutes versus Abilene Christian, missing the final 10 minutes due to an ankle injury ... Had seven rebounds and five assists before exiting.
- Scored 12 at Auburn (5-of-8 FG) with three rebounds and four assists.
- Had 15 points (7-of-11 shooting), six assists and five rebounds at Tennessee.
- For the second-straight game, had 15 points but added 10 assists versus Georgia for his **second double-double of the year** ... Only committed one turnover in his 35 minutes played with two steals and four rebounds.

JALEN TATE 2020-21 GAME STATS

Opponent	Date	GS	Min	FG	FGA	Pct	3FG	3A	Pct	FT	FTA	Pct	O	D	Tot	Avg	PF	FO	A	TO	Bk	Stl	Pts	Avg	
MISSISSIPPI VALLEY	11/25/20	*	17	4	7	.571	2	3	.667	2	3	.667	1	4	5	5.0	3	0	6	2	0	1	12	12.0	
NORTH TEXAS	11/28/20	*	26	1	5	.200	0	0	.000	0	0	.000	2	2	4	4.5	4	0	2	3	0	1	2	7.0	
UT ARLINGTON	12/02/20	*	33	6	12	.500	1	3	.333	1	1	1.000	3	3	6	5.0	2	0	4	1	1	1	14	9.3	
LIPSCOMB	12/05/20	*	13	3	4	.750	0	0	.000	0	0	.000	1	3	4	4.8	3	0	3	2	1	0	6	8.5	
SOUTHERN U.	12/09/20	*	25	5	9	.556	1	4	.250	1	2	.500	0	4	4	4.6	1	0	2	2	0	2	12	9.2	
CENTRAL ARKANSAS	12/12/20	*	30	6	8	.750	3	5	.600	2	2	1.000	0	1	1	4.0	1	0	11	0	1	1	17	10.5	
ORAL ROBERTS	12/20/20	*	39	4	10	.400	0	1	.000	0	0	.000	3	3	6	4.3	4	0	4	5	0	1	8	10.1	
ABILENE CHRISTIAN	12/22/20	*	26	3	8	.375	0	2	.000	2	4	.500	5	2	7	4.6	2	0	5	4	0	1	8	9.9	
at Auburn	12/30/20	*	29	5	8	.625	0	1	.000	2	2	1.000	0	3	3	4.4	4	0	4	2	0	2	12	10.1	
MISSOURI	01/02/21	*	30	3	5	.600	1	3	.333	1	2	.500	0	1	1	4.1	5	1	1	1	0	0	8	9.9	
at Tennessee	01/06/21	*	30	7	11	.636	1	2	.500	0	1	.000	0	5	5	4.2	4	0	6	6	0	1	15	10.4	
GEORGIA	01/09/21	*	35	5	10	.500	1	2	.500	4	5	.800	1	3	4	4.2	2	0	10	1	0	2	15	10.8	
at LSU	01/13/21	*	21	2	5	.400	1	4	.250	1	2	.500	0	1	1	3.9	2	0	1	4	0	0	6	10.4	
at Alabama	01/16/21	*	29	4	9	.444	0	2	.000	2	2	1.000	0	4	4	3.9	3	0	3	6	0	1	10	10.4	
Totals			14	383	58	111	.523	11	32	.344	18	26	.692	16	39	55	3.9	40	1	62	39	3	14	145	10.4

DOUBLE-DOUBLES (4)

SOPHOMORE	(1)
01/26/19 • MILWAUKEE	13 pts 10 reb
JUNIOR	(1)
01/31/20 • at Green Bay	17 pts 12 reb
SENIOR	(2)
12/20/20 • CENTRAL ARKANSAS	17 pts 11 ast
01/09/21 • GEORGIA	15 pts 10 ast

- Dished 300th career assist vs LIP (12/05/20)
- Scored 1,000th career point vs UCA (12/20)
- 3 rebs to 400
- Led his team in Pts: 12
- Led his team in Rebs: 6
- CAREER: Double-figure Pts: 54
- 20-pt gms: 6
- Gms with 5+ Assists: 25
- Gms with 3+ Steals: 11

PERSONAL BESTS

POINTS	
Season: 17	vs Central Arkansas (12/20/20)
Career: 31	vs IUPUI (02/14/20)
SEC: 15 (2x)	vs Georgia (01/09/21)

FG MADE	
Season: 7	at Tennessee (01/06/21)
Career: 11	at Green Bay (02/14/20)
SEC: 7	at Tennessee (01/06/21)

FG ATTEMPTED	
Season: 12	vs UT Arlington (12/02/20)
Career: 19	at Green Bay (02/14/20)
SEC: 11	at Tennessee (01/06/21)

3-PT FG MADE	
Season: 3	vs Central Arkansas (12/20/20)
Career: 4	at Green Bay (02/14/20)
SEC: 1 (4x)	last at LSU (01/13/21)

3-PT FG ATT	
Season: 5	vs Central Arkansas (12/20/20)
Career: 5 (2x)	last vs Central Arkansas (12/20/20)
SEC: 3	vs Missouri (01/02/21)

FT MADE	
Season: 4	vs Georgia (01/09/21)
Career: 10	vs Green Bay (03/09/20)
SEC: 4	vs Georgia (01/09/21)

FT ATTEMPTED	
Season: 5	vs Georgia (01/09/21)
Career: 15	vs Green Bay (03/09/20)
SEC: 5	vs Georgia (01/09/21)

REBOUNDS	
Season: 7	vs Abilene Christian (12/22/20)
Career: 12	at Green Bay (01/31/20)
SEC: 4	vs Georgia (01/09/21)

ASSISTS	
Season: 11	vs Central Arkansas (12/20/20)
Career: 11	vs Central Arkansas (12/20/20)
SEC: 10	vs Georgia (01/09/21)

STEALS	
Season: 2 (3x)	last vs Georgia (01/09/21)
Career: 6	vs IUPUI (02/14/20)
SEC: 2 (2x)	last vs Georgia (01/09/21)

BLOCKED SHOTS	
Season: 1 (3x)	last vs Central Arkansas (12/20/20)
Career: 3 (3x)	last at Detroit Mercy (01/05/19)
SEC: -	

MINUTES	
Season: 34:06	vs Georgia (01/09/21)
Career: 36 (3x)	last vs Texas Tech (03/22/19)
SEC: 34:06	vs Georgia (01/09/21)

* - Granted medical redshirt in 2016-17 due to injury

JALEN TATE CAREER STATISTICS

Year	GP	GS	Min	Avg	FG	FGA	Pct	3FG	3FGA	Pct	FT	FTA	Pct	Off	Def	Tot	Avg	PF	FO	Ast	TO	Bk	Stl	Pts	Avg
2016-17 (NKU)*	8	8	150	18.8	14	34	.418	1	10	.100	8	24	.333	4	12	16	2.0	24	1	13	10	2	7	37	4.6
2017-18 (NKU)	32	31	731	22.8	71	151	.470	6	28	.214	35	55	.634	9	63	72	2.3	102	3	65	37	19	44	183	5.7
2018-19 (NKU)	31	23	837	27.0	159	295	.539	24	59	.407	83	136	.610	30	106	136	4.4	92	1	128	76	21	37	425	13.7
2019-20 (NKU)	22	20	666	30.3	112	231	.485	8	44	.182	73	108	.676	34	84	118	5.4	66	1	79	60	11	41	305	13.9
2020-21 (ARK)	14	14	383	27.4	58	111	.523	11	32	.344	18	26	.692	16	39	55	3.9	40	1	62	39	3	14	145	10.4
TOTAL	107	96	2767	25.9	414	822	.504	50	173	.289	217	349	.622	93	304	397	3.7	324	7	347	222	56	143	1095	10.2

KHALEN "KK" ROBINSON

Fr. | 6 | 6-0 | 175

Little Rock, Ark. | Oak Hill Academy

12

@onekrob2

@khal2n

- Born Aug. 7, 2001 in Little Rock
- Parents: Kelvin and Rheagan Robinson
- Consensus 4-star ... 3x first team All-State (2x in Ark. and once in Va.)
- Among incoming Frosh: Rated 36th by 247Sports, 62nd by Rivals and 79th by ESPN
- If he could play with any former Razorback it would be Daniel Gafford

MADE THE DEPARTMENT'S HONOR ROLL (GPA BETWEEN 3.0-3.49) FOR FALL 2020

Had surgery to repair a one fracture on his right foot on Jan. 10, 2021 ... Will be out for rest of the season (at least four months)

2020-21 HIGHLIGHTS

- Scored 15 in collegiate debut (5-8 FG • 3-5 3PT) with three assists, three rebounds and a steal.

CAREER:


Double-figure Pts:	1
20-pt gms:	-
Gms with a 3PT FG:	2
Gms with 3+ 3PT FG:	1
Gms with 3+ Assists:	1



KHALEN ROBINSON 2020-21 GAME STATS																								
Opponent	Date	GS	Min	FG	FGA	Pct	3FG	3A	Pct	FT	FTA	Pct	O	D	Tot	Avg	PF	FO	A	TO	Blk	Stl	Pts	Avg
MISSISSIPPI VALLEY	11/25/20	18	5	8	.625	3	5	.600	2	2	1.000	0	2	2	2.0	0	0	3	1	0	1	15	15.0	
NORTH TEXAS	11/28/20	6	0	1	.000	0	1	.000	2	2	1.000	0	0	0	1.0	1	0	0	0	0	0	2	8.5	
UT ARLINGTON	12/02/20	13	1	1	1.000	1	1	1.000	0	0	.000	0	0	0	0.7	5	1	1	0	0	0	3	6.7	
LIPSCOMB	12/05/20	21	2	6	.333	1	3	.333	0	0	.000	0	2	2	1.0	3	0	4	0	0	1	5	6.3	
SOUTHERN U.	12/09/20	14	0	4	.000	0	2	.000	1	2	.500	0	2	2	1.2	1	0	1	2	0	1	1	5.2	
CENTRAL ARKANSAS	12/12/20	2	0	0	.000	0	0	.000	0	0	.000	0	0	0	1.0	0	0	0	1	0	0	0	4.3	
ORAL ROBERTS	12/20/20	2	0	0	.000	0	0	.000	0	0	.000	0	1	1	1.0	2	0	0	0	1	0	0	3.7	
ABILENE CHRISTIAN	12/22/20	7	1	1	1.000	0	0	.000	1	2	.500	0	1	1	1.0	0	0	1	1	0	0	3	3.6	
at Auburn	12/30/20	2	0	0	.000	0	0	.000	0	0	.000	0	0	0	0.9	1	0	0	0	0	0	0	3.2	
MISSOURI	01/02/21	2	0	0	.000	0	0	.000	0	0	.000	0	0	0	0.8	1	0	0	0	0	0	0	2.9	
at Tennessee	01/06/21	5	0	0	.000	0	0	.000	0	0	.000	0	2	2	0.9	2	0	1	1	0	0	0	2.6	
GEORGIA	01/09/21	DNP	Inj																					
at LSU	01/13/21	DNP	Inj																					
at Alabama	01/16/21	DNP	Inj																					
Totals		0	92	9	21	.429	5	12	.417	6	8	.750	0	10	10	0.9	16	1	11	6	1	3	29	2.6

PERSONAL BESTS	
POINTS	Season: 15 vs Mississippi Valley State (11/25/20)
SEC:	-
FG MADE	Season: 5 vs Mississippi Valley State (11/25/20)
SEC:	-
FG ATTEMPTED	Season: 8 vs Mississippi Valley State (11/25/20)
SEC:	-
3-POINT FG MADE	Season: 3 vs Mississippi Valley State (11/25/20)
SEC:	-
3-PT FG ATTEMPTS	Season: 5 vs Mississippi Valley State (11/25/20)
SEC:	-
FT MADE	Season: 2 (2x) last vs North Texas (11/28/20)
SEC:	-
FT ATTEMPTED	Season: 2 (3x) last vs Southern (12/09/20)
SEC:	-
REBOUNDS	Season: 3 vs Lipscomb (12/05/20)
SEC:	2 at Tennessee (01/06/21)
ASSISTS	Season: 4 vs Lipscomb (12/05/20)
SEC:	1 at Tennessee (01/06/21)
STEALS	Season: 1 vs Mississippi Valley State (11/25/20)
SEC:	-
BLOCKED SHOTS	Season: 1 vs Oral Roberts (12/20/20)
SEC:	-
MINUTES	Season: 20:36 vs Mississippi Valley State (11/25/20)
SEC:	4:52 at Tennessee (01/06/21)

KHALEN ROBINSON CAREER STATISTICS																									
Year	GP	GS	Min	Avg	FG	FGA	Pct	3FG	3FGA	Pct	FT	FTA	Pct	Off	Def	Tot	Avg	PF	FO	Ast	TO	Blk	Stl	Pts	Avg
2020-21	11	0	92	8.4	9	21	.429	5	12	.417	6	8	.750	0	10	10	0.9	16	1	11	6	1	3	29	2.6



ABAYOMI "BAYBE" IYIOLA 22

R-Jr. | F | 6-9 | 230
Atlanta, Ga. | Stetson Univ.

@abosticall
baybe_iyiola

• Had knee (right) surgery in the summer ... Began practicing with the team on Dec. 26.

• Played two seasons at Stetson University, transferring to Arkansas for the 2019-20 season ... Originally from Nigeria but played all four years of high school at Greenforest Academy ... Led the Hatters in both scoring (10.8 avg.) and rebounding (7.6 avg.) in 2018-19 and was named to the 2018 ASUN All-Freshman team.

- Born: Jan. 20, 1998 in Ibadan, Nigeria
- Parents: Son of Lasisi and Alirat Iyiola
- Pronounced ah-BAH-yum-Mee EE-EE-oh-la ... Goes by Baybe (pronounced Bay-bey)
- In 2 yrs at Stetson, led the Hatters in scoring 10x and rebounding 38x
- Member of SAAC ... Had knee surgery in summer of 2020 and will be out until Jan. 2021

• 66 rebs to 400	
• Led his team in Pts:	10
• Led his team in Rebs:	38
• CAREER: Double-figure Pts:	33
20-pt gms:	3
Double-figure Rebs:	14
Games with 3+ Blks:	3

DOUBLE-DOUBLES (12)

SOPHOMORE (8)		
11/11/18 • at Missouri State	14 pts	11 reb
11/23/18 • VMI	^ 12 pts	13 reb
11/26/18 • at Bethune-Cookman	^ 16 pts	10 reb
12/05/18 • Western Illinois	22 pts	11 reb
01/27/19 • Lipscomb	12 pts	10 reb
02/02/19 • Kennesaw State	^ 15 pts	11 reb
02/05/19 • at Liberty	^ 16 pts	12 reb
02/26/19 • at North Florida	16 pts	13 reb
^ - back-to-back games		

FRESHMAN (4)		
11/10/17 • Webber International	21 pts	13 reb
01/13/18 • USC Upstate	12 pts	11 reb
02/10/18 • at NJIT	12 pts	11 reb
02/26/18 • at Lipscomb	18 pts	10 reb

ABAYOMI IYIOLA 2020-21 GAME STATS																									
Opponent	Date	GS	Min	FG	FGA	Pct	3FG	3A	Pct	FT	FTA	Pct	O	D	Tot	Avg	PF	FO	A	TO	Blk	Stl	Pts	Avg	
MISSISSIPPI VALLEY	11/25/20	DNP	Inj																						
NORTH TEXAS	1/28/20	DNP	Inj																						
UT ARLINGTON	12/02/20	DNP	Inj																						
LIPSCOMB	12/05/20	DNP	Inj																						
SOUTHERN U.	12/09/20	DNP	Inj																						
CENTRAL ARKANSAS	12/12/20	DNP	Inj																						
ORAL ROBERTS	12/20/20	DNP	Inj																						
ABILENE CHRISTIAN	12/22/20	DNP	Inj																						
at Auburn	12/30/20	DNP	Inj																						
MISSOURI	01/02/21	DNP	Inj																						
at Tennessee	01/06/21	DNP	Inj																						
GEORGIA	01/09/21	DNP	Inj																						
at LSU	01/13/21	DNP	Inj																						
at Alabama	01/16/21	DNP	Inj																						
Totals	--																								

PERSONAL BESTS

POINTS
Season:
Career: 40 vs Florida Memorial (11/21/18)
SEC:

FG MADE
Season:
Career: 16 vs Florida Memorial (11/21/18)
SEC:

FG ATTEMPTED
Season:
Career: 23 at NC State (12/22/17)
SEC:

3-POINT FG MADE
Season:
Career: 5 (6x) last vs FGCU (03/01/19)
SEC:

3-PT FG ATTEMPTS
Season:
Career: 14 vs FGCU (03/01/19)
SEC:

FT MADE
Season:
Career: 6 (5x) last at North Florida (01/24/19)
SEC:

FT ATTEMPTED
Season:
Career: 9 vs Bethune-Cookman (11/30/17)
SEC:

REBOUNDS
Season:
Career: 14 vs Stetson (01/30/19)
SEC:

ASSISTS
Season:
Career: 10 at Kennesaw State (01/09/19)
SEC:

STEALS
Season:
Career: 5 (2x) at FGCU (02/02/19)
SEC:

BLOCKED SHOTS
Season:
Career: 3 (3x) last vs North Florida (02/20/19)
SEC:

MINUTES
Season:
Career: 46 vs Gardner-Webb (11/26/17)
SEC:

ABAYOMI IYIOLA CAREER STATISTICS

Year	GP	GS	Min	Avg	FG	FGA	Pct	3FG	3FGA	Pct	FT	FTA	Pct	Off	Def	Tot	Avg	PF	FO	Ast	TO	Blk	Stl	Pts	Avg
2017-18 (STET)	32	8	616	19.3	139	268	.519	0	3	.000	44	65	.677	77	122	199	6.2	97	3	5	35	21	16	322	10.1
2018-19 (STET)	31	31	709	22.9	135	279	.484	1	8	.125	63	86	.733	85	150	235	7.6	88	3	14	40	37	30	334	10.8
2019-20 - REDSHIRTED																									
2020-21 (ARK)																									
TOTAL	63	39	1325	21.0	274	547	.501	1	11	.091	107	151	.709	162	272	434	6.9	185	6	19	75	58	46	656	10.4



CONNOR VANOVER

R-So. | F | 7-3 | 247
Little Rock, Ark. | California

23

@Vanover_Connor
@cv_23

- Born: June 23, 1999 in Little Rock
- Parents: Chris and Robyn Vanover
- Mother played for UA women's basketball (1986-89) and led team in blocked shots 3x
- Has two older brothers, twins Brandon (7-0) and Justin (7-1)
- Rated the 44th-best "Sit-Out" Transfer in the Nation by ESPN.com

- **Rated the 44th-best "Sit-Out" Transfer in the Nation by ESPN.com for the 2020-21 season.**
- Played one season at Cal ... Averaged 12.8 points and 5.0 rebounds over his final 10 games ... Included in the 10-game span was a career-high 24 points versus Stanford and eight boards against Southern California ... Led the team with 35 blocked shots and shot 35.5 percent from 3-point range (27-of-76).
- **Coach Musselman said his play at Auburn was "his best overall game."**
- Was just 6-of-6 at the free throw line through eight games but was 6-of-6 at the line in game nine alone (at Auburn).
 - ^ Is perfect 17-of-17 at the line this season
- 5th SEC in blocked shots (1.71).
 - ^ On a per 40 minute basis, averages 13.5 rebounds • 16.9 pts • 3.9 blocks
- **Third on the team with Plus-Minus of +165 AND has team's second-best +24:51 per 40 minutes.**

2020-21 HIGHLIGHTS:

- Had a game-high 23 points — one shy of his career high — and tied a then career-high with eight rebounds ... Drained 4-of-5 from 3-point range and added three blocked shots ... 23 pts ties for 3rd-best production by a Razorback in his debut since 1980.
- Only scored six points, but had a **career-high 16 rebounds** and **tied his career-high with six blocked shots** ... Only Razorback

on record to have as many as 16 rebounds and six blocked shots in a game ... Only SEC player to have 16 and 6 since in a game since Kentucky's Anthony Davis had 16 and 6 (ironically with just six points too) in the 2012 national championship game.

- Scored 12 points in just 12 minutes versus UT Arlington, making 5-of-6 shots, including 2-of-3 from 3-point range.
- Was just 2-of-8 from the field (all 3-pointers) versus Lipscomb but had a game-high nine rebounds with four blocked shots in just 15 minutes played.
- Only scored three points vs Southern (a 3-pointer) but had nine rebounds (all defensive) with three blocked shots and a **career-high three steals**.
- Had his second career double-digit rebound game with 10 versus Central Arkansas (nine defensive) ... Added nine points and two blocked shots.
- Pumped in 17 points, making 6-of-6 from the free throw line, at Auburn with five rebounds.
- Contributed 12 points and seven rebounds at Tennessee, making 5-of-9 FG and 1-of-3 3PT.

• Led his team in Pts:	2
• Led his team in Rebs:	7
• CAREER: Double-figure Pts:	11
Double-figure rebs:	2
20-pt gms:	2
Gms with a 3 PT FG:	21
Gms with 3+ 3PT FG:	2
Gms with 3+ Blks:	9

PERSONAL BESTS

POINTS

Season: 23	vs Mississippi Valley State (11/25/20)
Career: 24	at Stanford (03/07/19)
SEC: 17	at Auburn (12/30/20)

FG MADE

Season: 8	vs Mississippi Valley State (11/25/20)
Career: 9	at Stanford (03/07/19)
SEC: 5	at Auburn (12/30/20)

FG ATTEMPTED

Season: 11 (3x)	last vs Missouri (01/02/21)
Career: 15	vs Washington (02/28/19)
SEC: 11 (2x)	last vs Missouri (01/02/21)

3-POINT FG MADE

Season: 4	vs Mississippi Valley State (11/25/20)
Career: 5	at Stanford (03/07/19)
SEC: 1	at Auburn (12/30/20)

3-PT FG ATTEMPTS

Season: 8	vs Lipscomb (12/05/20)
Career: 8	vs Lipscomb (12/05/20)
SEC: 6	at Auburn (12/30/20)

FT MADE

Season: 6	at Auburn (12/30/20)
Career: 6	at Auburn (12/30/20)
SEC: 6	at Auburn (12/30/20)

FT ATTEMPTED

Season: 6	at Auburn (12/30/20)
Career: 6	at Auburn (12/30/20)
SEC: 6	at Auburn (12/30/20)

REBOUNDS

Season: 16	vs North Texas (11/28/20)
Career: 16	vs North Texas (11/28/20)
SEC: 5	at Auburn (12/30/20)

ASSISTS

Season: 2	vs North Texas (11/28/20)
Career: 2 (2x)	last vs North Texas (11/28/20)
SEC: -	

STEALS

Season: 3	vs Southern (12/09/20)
Career: 3	vs Southern (12/19/20)
SEC: 2	vs Missouri (01/02/21)

BLOCKED SHOTS

Season: 6	vs North Texas (11/28/20)
Career: 6 (2x)	last vs North Texas (11/28/20)
SEC: 2	vs Missouri (01/02/21)

MINUTES

Season: 34:05	vs North Texas (11/28/20)
Career: 34:05	vs North Texas (11/28/20)
SEC: 26:13	at Auburn (12/30/20)

CONNOR VANOVER 2020-21 GAME STATS

Opponent	Date	GS	Min	FG	FGA	Pct	3FG	3A	Pct	FT	FTA	Pct	O	D	Tot	Avg	PF	FO	A	TO	Blk	Stl	Pts	Avg
MISSISSIPPI VALLEY	11/25/20	19	8	11	.727	4	5	.800	3	3	1.000	3	5	8	8.0	0	0	0	0	3	0	23	23.0	
NORTH TEXAS	11/28/20	* 34	3	4	.750	0	1	.000	0	0	.000	2	14	16	12.0	2	0	2	2	6	0	6	14.5	
UT ARLINGTON	12/02/20	* 12	5	6	.833	2	3	.667	0	0	.000	1	1	2	8.7	1	0	0	0	2	1	12	13.7	
LIPSCOMB	12/05/20	* 15	2	8	.250	2	8	.250	0	0	.000	0	9	9	8.8	0	0	1	0	4	1	6	11.8	
SOUTHERN U.	12/09/20	* 20	1	4	.250	1	3	.333	0	0	.000	0	9	9	8.8	1	0	0	0	3	3	3	10.0	
CENTRAL ARKANSAS	12/12/20	* 27	4	8	.500	1	2	.500	0	0	.000	1	9	10	9.0	1	0	0	1	2	0	9	9.8	
ORAL ROBERTS	12/20/20	* 9	1	5	.200	1	3	.333	0	0	.000	1	2	3	8.1	0	0	0	0	0	0	3	8.9	
ABILENE CHRISTIAN	12/22/20	* 26	2	5	.400	0	2	.000	3	3	1.000	1	3	4	7.6	2	0	2	1	0	0	7	8.6	
at Auburn	12/30/20	* 26	5	11	.455	1	6	.167	6	6	1.000	3	2	5	7.3	3	0	0	0	1	1	17	9.6	
MISSOURI	01/02/21	* 20	0	11	.000	0	5	.000	4	4	1.000	2	5	7	7.3	3	0	2	0	2	2	4	9.0	
at Tennessee	01/06/21	* 27	5	9	.556	1	3	.333	1	1	1.000	2	5	7	7.3	4	0	0	0	1	0	12	9.3	
GEORGIA	01/09/21	* 3	0	0	.000	0	0	.000	0	0	.000	1	1	2	6.8	0	0	0	1	0	0	0	8.5	
at LSU	01/13/21	* 8	1	3	.333	1	2	.500	0	0	.000	1	1	2	6.5	1	0	0	0	0	0	3	8.1	
at Alabama	01/16/21	2	0	0	.000	0	0	.000	0	0	.000	0	0	0	6.0	0	0	0	0	0	0	0	7.5	
Totals		12	248	37	85	.435	14	43	.326	17	17	1.000	18	66	84	6.0	18	0	7	5	24	8	105	7.5

CONNOR VANOVER CAREER STATISTICS

Year	GP	GS	Min	Avg	FG	FGA	Pct	3FG	3FGA	Pct	FT	FTA	Pct	Off	Def	Tot	Avg	PF	FO	Ast	TO	Blk	Stl	Pts	Avg
2018-19 (CAL)	28	15	491	17.5	83	177	.469	27	76	.355	16	24	.667	21	62	83	3.0	38	2	5	18	35	7	209	7.5
2019-20 - REDSHIRTED																									
2020-21 (ARK)	14	12	248	17.7	37	85	.435	14	43	.326	17	17	1.000	18	66	84	6.0	18	0	7	5	24	8	105	7.5
TOTAL	42	27	739	17.6	120	262	.458	41	119	.345	33	41	.805	39	128	167	4.0	56	2	12	23	59	15	314	7.5

Effort. Energy. Enthusiasm.



ETHAN HENDERSON

Jr. | F | 6-8 | 210

Little Rock, Ark. | Parkview Magnet HS

24

@kvng44

@kvng44

- Has been productive in his limited playing time.
- On a per 40-minute basis, averages 10.6 rebounds and 3.8 blocked shots.
- Of his five field goals made, three are dunks.

2020-21 HIGHLIGHTS:

- Had a productive 1531 minutes played at Alabama with four rebounds and a season-high three blocked shots.

- Born: Feb. 14, 2000 in Little Rock
- Parents: Eric and Eileen Henderson
- His ultimate pick-up game would be his team (with Kobe, LeBron, Shaq & Kyrie) vs. Stephen, Magic, Stockton, The Admiral & Kareem.
- If he could play with any former Razorback it would be Scottie Thurman.

- Led the Razorbacks in Rebs:2
- Double-figure Pts:1

ETHAN HENDERSON 2020-21 GAME STATS

Opponent	Date	GS	Min	FG	FGA	Pct	3FG	3A	Pct	FT	FTA	Pct	O	D	Tot	Avg	PF	FO	A	TO	Blk	Stl	Pts	Avg
MISSISSIPPI VALLEY	11/25/20	7	1	1	1	1.000	0	0	.000	0	0	.000	2	1	3	3.0	1	0	0	0	1	0	2	2.0
NORTH TEXAS	1/28/20	DNP																						
UT ARLINGTON	12/02/20	DNP																						
LIPSCOMB	12/05/20	14	2	3	.667	0	0	.000	0	0	.000	1	3	4	3.5	1	0	0	0	1	0	4	3.0	
SOUTHERN U.	12/09/20	5	0	0	.000	0	0	.000	0	0	.000	1	1	2	3.0	0	0	0	0	0	0	0	2.0	
CENTRAL ARKANSAS	12/12/20	DNP																						
ORAL ROBERTS	12/20/20	DNP																						
ABILENE CHRISTIAN	12/22/20	DNP																						
at Auburn	12/30/20	1	0	0	.000	0	0	.000	0	0	.000	0	0	0	2.3	1	0	0	0	0	0	0	1.5	
MISSOURI	01/02/21	3	0	0	.000	0	0	.000	1	2	.500	0	0	0	1.8	0	0	0	0	0	0	1	1.4	
at Tennessee	01/06/21	3	0	0	.000	0	0	.000	0	0	.000	1	0	1	1.4	0	0	0	1	0	0	0	1.2	
GEORGIA	01/09/21	2	1	1	1.000	0	0	.000	0	0	.000	1	0	1	1.4	0	0	0	0	0	0	2	1.3	
at LSU	01/13/21	3	0	0	.000	0	0	.000	0	0	.000	0	0	0	1.3	1	0	0	0	0	0	0	1.1	
at Alabama	01/16/21	15	1	2	.500	0	0	.000	0	0	.000	2	2	4	1.6	1	0	0	1	3	0	2	1.2	
Totals		0	53	5	7	.714	0	0	.000	1	2	.500	7	7	14	1.6	5	0	0	2	5	0	11	1.2

PERSONAL BESTS

POINTS

Season: 4 vs Lipscomb (12/05/20)
 Career: 10 vs LSU (03/04/20)
 SEC: 10 vs LSU (03/04/20)

FG MADE

Season: 2 vs Lipscomb (12/05/20)
 Career: 3 (3x) last vs LSU (03/04/20)
 SEC: 3 (2x) last vs LSU (03/04/20)

FG ATTEMPTED

Season: 3 vs Lipscomb (12/05/20)
 Career: 6 at Providence (03/19/19)
 SEC: 4 at Florida (02/18/20)

3-POINT FG MADE

Career: ---

3-PT FG ATTEMPTS

Career: ---

FT MADE

Season: 1 vs Missouri (01/02/21)
 Career: 4 vs LSU (03/04/20)
 SEC: 4 vs LSU (03/04/20)

FT ATTEMPTED

Season: 3 vs Missouri (01/02/21)
 Career: 9 vs LSU (03/04/20)
 SEC: 9 vs LSU (03/04/20)

REBOUNDS

Season: 4 (2x) last at Alabama (01/16/21)
 Career: 9 vs Tennessee (02/26/20)
 SEC: 9 vs Tennessee (02/26/20)

ASSISTS

Season: -
 Career: 2 at Texas A&M (03/07/20)
 SEC: 2 at Texas A&M (03/07/20)

STEALS

Season: -
 Career: 2 at Tennessee (01/15/19)
 SEC: 2 at Tennessee (01/15/19)

BLOCKED SHOTS

Season: 3 at Alabama (01/16/21)
 Career: 4 at Texas A&M (03/07/20)
 SEC: 4 at Texas A&M (03/07/20)

MINUTES

Season: 15:31 at Alabama (01/16/21)
 Career: 29:53 vs Tennessee (02/26/20)
 SEC: 29:53 vs Tennessee (02/26/20)

ETHAN HENDERSON CAREER STATISTICS

Year	GP	GS	Min	Avg	FG	FGA	Pct	3FG	3FGA	Pct	FT	FTA	Pct	Off	Def	Tot	Avg	PF	FO	Ast	TO	Blk	Stl	Pts	Avg
2018-19	12	0	51	4.3	5	10	.500	0	0	.000	1	3	.333	3	9	12	1.0	6	0	1	3	2	3	11	0.9
2019-20	20	6	184	9.2	12	21	.571	0	0	.000	7	17	.412	16	30	46	2.3	32	1	4	2	16	4	31	1.6
2020-21	9	0	53	5.9	5	7	.714	0	0	.000	1	2	.500	7	7	14	1.6	5	0	0	2	5	0	11	1.2
TOTAL	41	6	288	7.0	22	38	.579	0	0	.000	9	22	.409	26	46	72	1.8	43	1	5	7	23	7	53	1.3

ARKANSAS RAZORBACKS

2020-21 COMBINED REPORT

RECORD:	OVERALL	HOME	AWAY	NEUTRAL
ALL GAMES	10-4	9-1	1-3	0-0
CONFERENCE	2-4	1-1	1-3	0-0
NON-CONFERENCE	8-0	8-0	0-0	0-0

#	Player	GP	GS	Min	Avg	• TOTAL •			• 3-PTS •			• REBOUNDS •					PF	FO	A	TO	Blk	Stl	Pts	Avg			
						FG	FGA	Pct	3FG	FGA	Pct	FT	FTA	Pct	Off	Def									Tot	Avg	
5	Moses Moody	14	14	459	32.8	78	176	.443	28	72	.389	62	76	.816	35	47	82	5.9	31	0	23	18	7	17	246	17.6	
1	JD Notae	14	0	321	22.9	70	169	.414	28	84	.333	44	58	.759	9	35	44	3.1	28	1	29	31	7	18	212	15.1	
3	Desi Sills	14	12	376	26.9	54	120	.450	18	51	.353	32	46	.696	16	38	54	3.9	28	0	27	19	4	22	158	11.3	
0	Justin Smith	10	10	257	25.7	44	98	.449	2	13	.154	19	34	.559	32	33	65	6.5	19	0	10	18	6	11	109	10.9	
11	Jalen Tate	14	14	383	27.4	58	111	.523	11	32	.344	18	26	.692	16	39	55	3.9	40	1	62	39	3	14	145	10.4	
23	Connor Vanover	14	12	248	17.7	37	85	.435	14	43	.326	17	17	1.000	18	66	84	6.0	18	0	7	5	24	8	105	7.5	
2	Vance Jackson Jr.	14	3	233	16.6	26	75	.347	16	48	.333	8	13	.615	9	37	46	3.3	14	0	14	10	2	6	76	5.4	
4	Davonte Davis	12	3	194	16.2	25	57	.439	2	5	.400	10	14	.714	13	24	37	3.1	22	0	17	12	1	13	62	5.2	
10	Jaylin Williams	12	2	170	14.2	14	26	.538	4	12	.333	8	10	.800	16	37	53	4.4	20	1	7	15	10	6	40	3.3	
12	Khalen Robinson	11	0	92	8.4	9	21	.429	5	12	.417	6	8	.750	0	10	10	0.9	16	1	11	6	1	3	29	2.6	
24	Ethan Henderson	9	0	53	5.9	5	7	.714	0	0	.000	1	2	.500	7	7	14	1.6	5	0	0	2	5	0	11	1.2	
33	Bryson Morehead	3	0	2	0.7	0	1	.000	0	1	.000	0	0	.000	0	0	0	0.0	0	0	0	0	0	0	0	0.0	
13	Emeka Obukwelu	4	0	7	1.8	0	1	.000	0	1	.000	0	0	.000	0	1	1	0.3	0	0	1	0	0	0	0	0.0	
14	Brandon Kimble	4	0	5	1.3	0	0	.000	0	0	.000	0	0	.000	0	1	1	0.3	0	0	0	1	0	0	0	0.0	
TEAM.....																											
The Razorbacks.....						14	420	947	.444	128	374	.342	225	304	.740	190	405	595	42.5	241	4	208	180	70	118	1193	85.2
Opponents.....						14	351	854	.411	102	322	.317	185	266	.695	129	372	501	35.8	262	4	165	210	45	89	989	70.6

Team Statistics	ARK	OPP
SCORING	1193	989
Points per game	85.2	70.6
Scoring margin	+14.6	-
FIELD GOALS-ATT	420-947	351-854
Field goal pct	.444	.411
3 POINT FG-ATT	128-374	102-322
3-point FG pct	.342	.317
3-pt FG made per game	9.1	7.3
FREE THROWS-ATT	225-304	185-266
Free throw pct	.740	.695
F-Throws made per game	16.1	13.2
REBOUNDS	595	501
Rebounds per game	42.5	35.8
Rebounding margin	+6.7	-
ASSISTS	208	165
Assists per game	14.9	11.8
TURNOVERS	180	210
Turnovers per game	12.9	15.0
Turnover margin	+2.1	-
Assist/turnover ratio	1.2	0.8
STEALS	118	89
Steals per game	8.4	6.4
BLOCKS	70	45
Blocks per game	5.0	3.2
ATTENDANCE	42022	10610
Home games-Avg/Game	10-4202	4-2652
Neutral site-Avg/Game	-	0-0

Date	Opponent	Result	Score	Attend
11/25/20	MISSISSIPPI VALLEY	W	142-62	# 4400
11/28/20	NORTH TEXAS	W	69-54	# 4400
12/02/20	UT ARLINGTON	W	72-60	# 4400
12/05/20	LIPSCOMB	W	86-50	4266
12/09/20	SOUTHERN U.	W	79-44	3256
12/12/20	CENTRAL ARKANSAS	W	100-75	4189
12/20/20	ORAL ROBERTS	W	87-76	4201
12/22/20	ABILENE CHRISTIAN	W	85-72	4110
* 12/30/20	at Auburn	W	97-85	1824
* 01/02/21	MISSOURI	L	68-81	# 4400
* 01/06/21	at Tennessee	L	74-79	4191
* 01/09/21	GEORGIA	W	99-69	# 4400
* 01/13/21	at LSU	L	76-92	2540
* 01/16/21	at Alabama	L	59-90	2055

* = SEC game % = SEC/Big 12 Challenge
 ^ = SEC Tournament (Nashville, Tenn.)
 # - Sellout

FALL ACADEMIC HONORS

<p>AD's Honor Roll (3.50-3.99)</p> <p>Justin Smith Moses Moody</p>	<p>Departmental Honor Roll (3.00-3.49)</p> <p>Brandon Kimble Emeka Obukwelu Davonte Davis Jaylin Williams Desi Sills Khalen Robinson</p>
---	--

SCORE BY PERIODS:	1st	2nd	OT	Total
Arkansas	559	634	-	1193
Opponents	477	512	-	989

ARKANSAS RAZORBACKS

2020-21 SEASON RESULTS & LEADERS

RECORD:	OVERALL	HOME	AWAY	NEUTRAL
ALL GAMES	10-4	9-1	1-3	0-0
CONFERENCE	2-4	1-1	1-3	0-0
NON-CONFERENCE	8-0	8-0	0-0	0-0

DATE	TIME (CT)	OPPONENT	TV	RESULT	ATTEND	RECORD	(SEC)	HIGH POINTS	HIGH REBOUNDS
11/25/20	6:30 pm	MISSISSIPPI VALLEY	SEC Network Plus	W 142-62	# 4400	1-0	--	(23)Connor Vanover	(10)Jaylin Williams
11/28/20	6:30 pm	NORTH TEXAS	SEC Network Plus	W 69-54	# 4400	2-0	--	(18)Justin Smith	(16)Connor Vanover
12/02/20	8:00 pm	UT ARLINGTON	SEC Network	W 72-60	# 4400	3-0	--	(24)Moses Moody	(9)Moses Moody (9)Justin Smith
12/05/20	4:00 pm	LIPSCOMB	SEC Network	W 86-50	4266	4-0	--	(18)Moses Moody	(9)Connor Vanover
12/09/20	7:00 pm	+ SOUTHERN U.	SEC Network Plus	W 79-44	3256	5-0	--	(14)Davonte Davis	(9)Connor Vanover
12/12/20	7:00 pm	CENTRAL ARKANSAS	SEC Network Alternate	W 100-75	4189	6-0	--	(22)JD Notae	(10)Connor Vanover
12/20/20	1:00 pm	ORAL ROBERTS	SEC Network	W 87-76	4201	7-0	--	(22)Justin Smith	(17)Justin Smith
12/22/20	4:00 pm	ABILENE CHRISTIAN	SEC Network	W 85-72	4110	8-0	--	(21)Moses Moody	(10)Justin Smith
12/30/20	6:00 pm	* at Auburn	ESPN2	W 97-85	1824	9-0	1-0	(23)Desi Sills	(6)Desi Sills (6)Moses Moody
01/02/21	11:00 am	* #12/12 MISSOURI	CBS	68-81 L	# 4400	9-1	1-1	(19)JD Notae	(10)Moses Moody
01/06/21	7:00 pm	* at #9/8 Tennessee	ESPN2	74-79 L	4191	9-2	1-2	(19)JD Notae	(9)Vance Jackson Jr.
01/09/21	2:30 pm	* GEORGIA	SEC Network	W 99-69	# 4400	10-2	2-2	(25)Moses Moody	(9)Jaylin Williams
01/13/21	6:00 pm	* at LSU	ESPN2	76-92 L	2540	10-3	2-3	(22)JD Notae	(10)Jaylin Williams
01/16/21	2:30 pm	* at Alabama	SEC Network	59-90 L	2055	10-4	2-4	(28)Moses Moody	(9)Moses Moody

Home Games in CAPS | * - Southeastern Conference game | % - Big 12/SEC Challenge | ^ - SEC Tournament (Nashville, Tenn. - Bridgestone Arena)
 + - game was added after Tulsa game (Dec. 10) was canceled due to Tulsa's COVID-19 protocols
 # - sellout due COVID-19 protocols, arena has limited capacity requirements

ATTENDANCE SUMMARY	GAMES	TOTALS	AVG/GAME
HOME	10	42022	4202
AWAY	4	10610	2652
NEUTRAL	0	0	0
TOTAL	14	52632	3759

ARKANSAS RAZORBACKS

2020-21 SEASON STATISTICS • ALL GAMES

RECORD:	OVERALL	HOME	AWAY	NEUTRAL
ALL GAMES	10-4	9-1	1-3	0-0
CONFERENCE	2-4	1-1	1-3	0-0
NON-CONFERENCE	8-0	8-0	0-0	0-0

#	Player	GP	GS	• TOTAL •			• 3-PTS •			• REBOUNDS •				PF	FO	A	TO	Blk	St	Pts	Avg					
				Min	Avg	FG	FGA	Pct	3FG	FGA	Pct	FT	FTA									Pct	Off	Def	Tot	Avg
5	Moses Moody	14	14	459	32.8	78	176	.443	28	72	.389	62	76	.816	35	47	82	5.9	31	0	23	18	7	17	246	17.6
1	JD Notae	14	0	321	22.9	70	169	.414	28	84	.333	44	58	.759	9	35	44	3.1	28	1	29	31	7	18	212	15.1
3	Desi Sills	14	12	376	26.9	54	120	.450	18	51	.353	32	46	.696	16	38	54	3.9	28	0	27	19	4	22	158	11.3
0	Justin Smith	10	10	257	25.7	44	98	.449	2	13	.154	19	34	.559	32	33	65	6.5	19	0	10	18	6	11	109	10.9
11	Jalen Tate	14	14	383	27.4	58	111	.523	11	32	.344	18	26	.692	16	39	55	3.9	40	1	62	39	3	14	145	10.4
23	Connor Vanover	14	12	248	17.7	37	85	.435	14	43	.326	17	17	1.000	18	66	84	6.0	18	0	7	5	24	8	105	7.5
2	Vance Jackson Jr.	14	3	233	16.6	26	75	.347	16	48	.333	8	13	.615	9	37	46	3.3	14	0	14	10	2	6	76	5.4
4	Davonte Davis	12	3	194	16.2	25	57	.439	2	5	.400	10	14	.714	13	24	37	3.1	22	0	17	12	1	13	62	5.2
10	Jaylin Williams	12	2	170	14.2	14	26	.538	4	12	.333	8	10	.800	16	37	53	4.4	20	1	7	15	10	6	40	3.3
12	Khalen Robinson	11	0	92	8.4	9	21	.429	5	12	.417	6	8	.750	0	10	10	0.9	16	1	11	6	1	3	29	2.6
24	Ethan Henderson	9	0	53	5.9	5	7	.714	0	0	.000	1	2	.500	7	7	14	1.6	5	0	0	2	5	0	11	1.2
33	Bryson Morehead	3	0	2	0.7	0	1	.000	0	1	.000	0	0	.000	0	0	0	0.0	0	0	0	0	0	0	0	0.0
13	Emeka Obukwelu	4	0	7	1.8	0	1	.000	0	1	.000	0	0	.000	0	1	1	0.3	0	0	1	0	0	0	0	0.0
14	Brandon Kimble	4	0	5	1.3	0	0	.000	0	0	.000	0	0	.000	0	1	1	0.3	0	0	0	1	0	0	0	0.0
TEAM.....															19	30	49	3.5			4					0
Arkansas.....		14				420	947	.444	128	374	.342	225	304	.740	190	405	595	42.5	241	4	208	180	70	118	1193	85.2
Opponents.....		14				351	854	.411	102	322	.317	185	266	.695	129	372	501	35.8	262	4	165	210	45	89	989	70.6

SCORE BY PERIODS:	1st	2nd	Total
Arkansas	559	634	1193
Opponents	477	512	989

DEADBALL REBOUNDS:	OFF	DEF	TOTAL
Arkansas	38	11	49
Opponents	39	6	45

ARKANSAS RAZORBACKS

2020-21 STATISTICS • SEC GAMES ONLY

RECORD:	OVERALL	HOME	AWAY
SEC ONLY	2-4	1-1	1-3

#	Player	GP	GS	• TOTAL •			• 3-PTS •			• REBOUNDS •				PF	FO	A	TO	Blk	St	Pts	Avg					
				Min	Avg	FG	FGA	Pct	3FG	FGA	Pct	FT	FTA									Pct	Off	Def	Tot	Avg
5	Moses Moody	6	6	224	37.3	35	92	.380	13	36	.361	28	33	.848	16	21	37	6.2	18	0	8	9	1	7	111	18.5
1	JD Notae	6	0	146	24.3	32	77	.416	12	31	.387	22	29	.759	4	12	16	2.7	10	0	7	17	3	11	98	16.3
11	Jalen Tate	6	6	174	29.0	26	48	.542	4	14	.286	10	14	.714	1	17	18	3.0	20	1	25	20	0	6	66	11.0
3	Desi Sills	6	4	165	27.5	17	50	.340	7	22	.318	13	18	.722	8	15	23	3.8	13	0	7	8	1	7	54	9.0
4	Davonte Davis	6	3	130	21.7	16	39	.410	1	3	.333	6	10	.600	7	14	21	3.5	13	0	10	7	1	10	39	6.5
23	Connor Vanover	6	5	86	14.3	11	34	.324	3	16	.188	11	11	1.000	9	14	23	3.8	11	0	2	1	4	3	36	6.0
2	Vance Jackson Jr.	6	2	107	17.8	11	34	.324	7	19	.368	3	6	.500	3	19	22	3.7	7	0	5	4	0	4	32	5.3
0	Justin Smith	2	2	30	15.0	4	7	.571	0	0	.000	1	4	.250	2	3	5	2.5	3	0	2	4	0	1	9	4.5
10	Jaylin Williams	6	2	101	16.8	9	15	.600	1	4	.250	4	4	1.000	10	18	28	4.7	15	1	5	10	6	5	23	3.8
24	Ethan Henderson	6	0	27	4.5	2	3	.667	0	0	.000	1	2	.500	3	2	5	0.8	3	0	0	2	3	0	5	0.8
13	Emeka Obukwelu	1	0	0	0.0	0	0	.000	0	0	.000	0	0	.000	0	0	0	0.0	0	0	0	0	0	0	0	0.0
14	Brandon Kimble	1	0	1	1.0	0	0	.000	0	0	.000	0	0	.000	0	0	0	0.0	0	0	0	0	0	0	0	0.0
33	Bryson Morehead	1	0	0	0.0	0	0	.000	0	0	.000	0	0	.000	0	0	0	0.0	0	0	0	0	0	0	0	0.0
12	Khalen Robinson	3	0	9	3.0	0	0	.000	0	0	.000	0	0	.000	0	2	2	0.7	4	0	1	1	0	0	0	0.0
TEAM.....															10	12	22	3.7			3					0
Razorbacks.....		6				163	399	.409	48	145	.331	99	131	.756	73	149	222	37.0	117	2	72	86	19	54	473	78.8
Opponents.....		6				171	357	.479	52	140	.371	102	143	.713	57	177	234	39.0	116	1	84	99	22	43	496	82.7

SCORE BY PERIODS:	1st	2nd	Total
Arkansas	210	263	473
Opponents	237	259	496

DEADBALL REBOUNDS:	OFF	DEF	TOTAL
Arkansas	17	2	19
Opponents	19	1	20

2020-21 RAZORBACK GAME-BY-GAME STATISTICS

Opponent	Date	Score	W/L	• TOTAL •			• 3-PTRS •			FT			• REBOUNDS •				PF	A	TO	Blk	Stl	Pts	Avg
				FG	FGA	Pct	3FG	FGA	Pct	FT	FTA	Pct	Off	Def	Tot	Avg							
MISSISSIPPI VALLEY	11/25/20	142-62	W	48	86	.558	20	40	.500	26	33	.788	20	38	58	58.0	12	26	7	4	11	142	142.0
NORTH TEXAS	11/28/20	69-54	W	23	55	.418	6	22	.273	17	26	.654	12	28	40	49.0	14	10	16	8	9	69	105.5
UT ARLINGTON	12/02/20	72-60	W	25	62	.403	7	21	.333	15	19	.789	17	26	43	47.0	16	12	11	4	8	72	94.3
LIPSCOMB	12/05/20	86-50	W	33	66	.500	11	34	.324	9	12	.750	10	44	54	48.8	21	17	12	7	4	86	92.2
SOUTHERN U.	12/09/20	79-44	W	30	67	.448	11	33	.333	8	17	.471	13	33	46	48.2	10	16	12	8	8	79	89.6
CENTRAL ARKANSAS	12/12/20	100-75	W	40	76	.526	12	30	.400	8	9	.889	7	28	35	46.0	15	26	8	8	10	100	91.3
ORAL ROBERTS	12/20/20	87-76	W	32	77	.416	4	24	.167	19	27	.704	24	34	58	47.7	18	14	15	7	8	87	90.7
ABILENE CHRISTIAN	12/22/20	85-72	W	26	59	.441	9	25	.360	24	30	.800	14	25	39	46.6	18	15	13	5	6	85	90.0
at Auburn	12/30/20	97-85	W	32	65	.492	9	28	.321	24	31	.774	13	21	34	45.2	16	13	10	4	13	97	90.8
MISSOURI	01/02/21	68-81	L	19	71	.268	7	28	.250	23	34	.676	16	20	36	44.3	26	7	9	5	13	68	88.5
at Tennessee	01/06/21	74-79	L	29	55	.527	8	20	.400	8	10	.800	6	31	37	43.6	22	12	20	2	2	74	87.2
GEORGIA	01/09/21	99-69	W	36	69	.522	12	21	.571	15	18	.833	11	29	40	43.3	18	24	14	1	7	99	88.2
at LSU	01/13/21	76-92	L	26	76	.342	8	31	.258	16	20	.800	17	22	39	43.0	20	8	15	2	10	76	87.2
at Alabama	01/16/21	59-90	L	21	63	.333	4	17	.235	13	18	.722	10	26	36	42.5	15	8	18	5	9	59	85.2
Arkansas		1193		420	947	.444	128	374	.342	225	304	.740	190	405	595	42.5	241	208	180	70	118	1193	85.2
Opponents		989		351	854	.411	102	322	.317	185	266	.695	129	372	501	35.8	262	165	210	45	89	989	70.6

Games played: 14

Points/game: 85.2

FG Pct: 44.4

3FG Pct: 34.2

FT Pct: 74.0

Rebounds/game: 42.5

Assists/game: 14.9

Turnovers/game: 12.9

Assist/turnover ratio: 1.2

Steals/game: 8.4

Blocks/game: 5.0

2020-21 OPPONENT GAME-BY-GAME STATISTICS

Opponent	Date	Score	W/L	• TOTAL •			• 3-PTRS •			FT			• REBOUNDS •				PF	A	TO	Blk	Stl	Pts	Avg
				FG	FGA	Pct	3FG	FGA	Pct	FT	FTA	Pct	Off	Def	Tot	Avg							
MISSISSIPPI VALLEY	11/25/20	142-62	W	23	72	.319	13	39	.333	3	6	.500	11	22	33	33.0	26	12	21	6	3	62	62.0
NORTH TEXAS	11/28/20	69-54	W	21	58	.362	2	13	.154	10	13	.769	10	26	36	34.5	17	10	16	2	5	54	58.0
UT ARLINGTON	12/02/20	72-60	W	21	54	.389	7	19	.368	11	16	.688	10	20	30	33.0	18	7	13	3	7	60	58.7
LIPSCOMB	12/05/20	86-50	W	15	59	.254	5	21	.238	15	27	.556	8	24	32	32.8	11	9	7	0	7	50	56.5
SOUTHERN U.	12/09/20	79-44	W	18	63	.286	1	13	.077	7	10	.700	10	29	39	34.0	21	5	15	0	6	44	54.0
CENTRAL ARKANSAS	12/12/20	100-75	W	28	66	.424	9	26	.346	10	12	.833	8	29	37	34.5	12	14	14	1	5	75	57.5
ORAL ROBERTS	12/20/20	87-76	W	25	64	.391	8	29	.276	18	24	.750	7	25	32	34.1	22	11	13	7	10	76	60.1
ABILENE CHRISTIAN	12/22/20	85-72	W	29	61	.475	5	22	.227	9	15	.600	8	20	28	33.4	19	13	12	4	3	72	61.6
at Auburn	12/30/20	97-85	W	28	54	.519	15	29	.517	14	24	.583	11	23	34	33.4	20	18	19	5	6	85	64.2
MISSOURI	01/02/21	68-81	L	24	51	.471	5	19	.263	28	39	.718	10	41	51	35.2	29	14	21	1	3	81	65.9
at Tennessee	01/06/21	74-79	L	27	60	.450	5	18	.278	20	26	.769	6	22	28	34.5	12	13	5	9	10	79	67.1
GEORGIA	01/09/21	99-69	W	27	63	.429	5	19	.263	10	13	.769	7	23	30	34.2	19	11	21	0	5	69	67.2
at LSU	01/13/21	76-92	L	34	65	.523	7	19	.368	17	24	.708	14	34	48	35.2	20	10	19	3	7	92	69.2
at Alabama	01/16/21	59-90	L	31	64	.484	15	36	.417	13	17	.765	9	34	43	35.8	16	18	14	4	12	90	70.6
Opponents		989		351	854	.411	102	322	.317	185	266	.695	129	372	501	35.8	262	165	210	45	89	989	70.6
Arkansas		1193		420	947	.444	128	374	.342	225	304	.740	190	405	595	42.5	241	208	180	70	118	1193	85.2

Games played: 14

Points/game: 70.6

FG Pct: 41.1

3FG Pct: 31.7

FT Pct: 69.5

Rebounds/game: 35.8

Assists/game: 11.8

Turnovers/game: 15.0

Assist/turnover ratio: 0.8

Steals/game: 6.4

Blocks/game: 3.2

ARKANSAS RAZORBACKS

2020-21 GAME-BY-GAME POINTS-ASSISTS-REBOUNDS

Opponent	Date	Score	WL	0	1	2	3	4	5	10	11	12	13	14	22	23	24	33
				Smith	Notae	Jackson	Sills	Davis	Moody	Williams	Tate	Robinson	Obukwelu	Kimble	Iyiola	Vanover	Henderson	Morehead
MVSU	11/25/20	142-62	W	13-4-2	13-5-7	15-7-0	19-2-2	5-3-2	16-3-2	9-10-1	12-5-6	15-2-3	0-1-1	0-1-0	DNP-Inj	23-8-0	2-3-0	0-0-0
UNT	11/28/20	69-54	W	18-6-1	16-6-3	0-0-0	14-3-1	DNP	11-2-1	DNP	2-4-2	2-0-0	DNP	DNP	DNP-Inj	6-16-2	DNP	DNP
UTA	12/02/20	72-60	W	11-9-2	5-2-1	0-5-1	3-3-2	DNP	24-9-1	0-3-0	14-6-4	3-0-1	DNP	DNP	DNP-Inj	12-2-0	DNP	DNP
LIPS	12/05/20	86-50	W	9-6-0	12-4-1	10-3-1	6-4-2	4-3-1	18-8-3	6-7-1	6-4-3	5-2-4	0-0-0	0-0-0	DNP-Inj	6-9-1	4-4-0	DNP
SU	12/09/20	79-44	W	11-4-2	12-2-0	3-2-2	11-3-5	14-7-2	12-5-2	0-2-0	12-4-2	1-2-1	0-0-0	0-0-0	DNP-Inj	3-9-0	0-2-0	0-0-0
UCA	12/12/20	100-75	W	12-4-1	22-2-6	6-0-1	17-3-4	0-1-0	15-7-3	2-2-0	17-1-11	0-0-0	DNP	DNP	DNP-Inj	9-10-0	DNP	DNP
ORU	12/20/20	87-76	W	22-17-0	15-5-3	5-4-2	16-10-2	0-1-2	18-7-1	DNP	8-6-4	0-1-0	DNP	DNP	DNP-Inj	3-3-0	DNP	DNP
ACU	12/22/20	85-72	W	4-10-0	19-2-1	5-3-2	18-3-2	0-1-0	21-4-2	0-1-0	8-7-5	3-1-1	DNP	DNP	DNP-Inj	7-4-2	DNP	DNP
at AUB	12/30/20	97-85	W	4-4-1	21-3-2	0-2-1	23-6-2	4-1-1	16-6-1	0-2-1	12-3-4	0-0-0	DNP	DNP	DNP-Inj	17-5-0	0-0-0	DNP
MIZZOU	01/02/21	68-81	L	DNP-Inj	19-3-1	0-0-0	6-4-2	4-4-0	18-10-1	8-3-0	8-1-1	0-0-0	DNP	DNP	DNP-Inj	4-7-2	1-0-0	DNP
at UT	01/06/21	74-79	L	DNP-Inj	19-4-3	14-9-1	0-2-0	2-0-0	6-2-1	6-2-0	15-5-6	0-2-1	DNP	DNP	DNP-Inj	12-7-0	0-0-0	DNP
UGA	01/09/21	99-69	W	DNP-Inj	12-0-0	15-2-2	8-5-2	20-7-6	25-4-2	2-9-2	15-4-10	DNP-Inj	0-0-0	0-0-0	DNP-Inj	0-2-0	2-1-0	0-0-0
at LSU	01/13/21	76-92	L	DNP-Inj	22-5-1	2-7-1	14-4-0	4-3-2	18-6-2	7-10-1	6-1-1	DNP-Inj	DNP	DNP	DNP-Inj	3-2-0	0-0-0	DNP
at BAMA	01/16/21	59-90	L	5-1-1	5-1-0	1-2-0	3-2-1	5-6-1	28-9-1	0-2-1	10-4-3	DNP-Inj	DNP	DNP	DNP-Inj	0-0-0	2-4-0	DNP

ARKANSAS RAZORBACKS

2020-21 STARTING LINEUPS

Date	Opponent	1st SUB(S)	Outcome	RECORD BY LINEUP:	RECORD BY STARTER
Nov. 25	Miss Valley St	Tate Sills Moody Smith Jackson Notae / Williams	W, 142-62	Tate Sills Moody Smith Jackson	Tate 14 10-4
Nov. 28	North Texas	Tate Sills Moody Smith Vanover Robinson	W, 69-54	Tate Sills Moody Smith Vanover	Sills 12 9-3
Dec. 2	UT Arlington	Tate Sills Moody Smith Vanover Jackson	W, 72-60	Tate Sills Moody Davis Vanover	Moody 14 10-4
Dec. 5	Lipscomb	Tate Sills Moody Smith Vanover Williams	W, 86-50	Tate Sills Moody Williams Vanover	Smith 10 9-1
Dec. 9	Southern	Tate Sills Moody Smith Vanover Notae	W, 79-44	Tate Davis Moody Jackson Vanover	Vanover 12 9-3
Dec. 12	Central Arkansas	Tate Sills Moody Smith Vanover Notae	W, 100-75	Tate Sills Moody Smith Williams	Jackson 4 2-2
Dec. 20	Oral Roberts	Tate Sills Moody Smith Vanover Notae	W, 87-76		Davis 2 1-1
Dec. 22	Abilene Christian	Tate Sills Moody Smith Vanover Notae	W, 85-72		Williams 2 0-2
Dec. 30	at Auburn	Tate Sills Moody Smith Vanover Notae	W, 97-85		
Jan. 2	Missouri	Tate Sills Moody Davis Vanover Notae / Williams	L, 68-81		
Jan. 6	at Tennessee	Tate Sills Moody Williams Vanover Jackson	L, 74-79		
Jan. 9	GEORGIA	Tate Davis Moody Jackson Vanover Williams	W, 99-69		
Jan. 13	at LSU	Tate Davis Moody Jackson Vanover Sills	L, 76-92		
Jan. 16	at Alabama	Tate Sills Moody Smith Williams Jackson	L, 59-90		

ARKANSAS RAZORBACKS

2020-21 SPECIALTY STATS (ARKANSAS/OPPONENT)

Opponent	Pts in Paint	Pts Off TO	2nd Chance	Fast Break	Bench	Ties	Lead Chng	Ark Largest Lead	Best Ark Run	Opp Largest Lead	Best Opp Run	Ark Led	Opp Led	Gm Tied
MISS VALLEY ST	56 / 16	43 / 5	32 / 9	24 / 15	67 / 17	0	2	80 2:08 2nd	28-0	1 19:20 1st	8-0	37:56	1:54	0:10
NORTH TEXAS	26 / 34	20 / 11	14 / 4	14 / 12	18 / 18	3	0	20 16:11 2nd	10-0	- - -	9-0	36:51	-	3:09
UT ARLINGTON	28 / 14	20 / 10	21 / 6	11 / 4	8 / 18	4	2	21 13:05 2nd	13-0	3 17:25 1st	6-0	35:30	2:27	2:03
LIPSCOMB	38 / 16	7 / 7	20 / 10	18 / 4	41 / 24	0	0	42 6:30 2nd	12-0	- - -	9-0	39:47	--	0:13
SOUTHERN	32 / 26	21 / 11	21 / 6	16 / 8	30 / 19	0	0	35 0:18 2nd	17-0	- - -	6-0	39:40	--	0:20
CENTRAL ARK.	54 / 32	13 / 11	6 / 10	24 / 19	30 / 29	1	1	26 1:30 2nd	12-0	10 11:35 1st	7-0	27:18	11:20	1:22
ORAL ROBERTS	56 / 22	19 / 21	22 / 6	15 / 11	20 / 15	2	6	11 0:37 2nd	10-0	12 19:43 2nd	8-0	17:17	20:20	2:23
ABILENE CHRISTIAN	24 / 40	10 / 10	15 / 9	11 / 8	27 / 35	0	1	22 3:33 1st	11-0	1 19:30 1st	6-0	39:16	0:14	--
at Auburn	36 / 20	27 / 11	16 / 14	22 / 20	25 / 29	2	2	12 0:01 2nd	10-0	1 16:00 1st	8-0	38:33	0:19	1:08
MISSOURI	22 / 34	15 / 9	11 / 9	13 / 9	28 / 10	3	2	2 9:16 1st	8-0	18 3:24 2nd	6-0	0:14	38:10	1:36
at Tennessee	36 / 36	4 / 19	2 / 6	8 / 9	35 / 22	5	5	7 9:23 1st	7-0	8 3:56 2nd	7-0	24:35	11:27	3:58
GEORGIA	34 / 38	25 / 8	9 / 6	29 / 18	24 / 18	3	7	35 6:00 2nd	12-0	5 18:33 1st	8-0	34:40	3:56	1:24
at LSU	34 / 48	18 / 18	21 / 25	14 / 12	43 / 10	1	1	4 18:53 1st	12-0	31 6:10 1st	18-0	2:49	36:34	0:37
at Alabama	30 / 28	6 / 16	11 / 12	8 / 20	13 / 38	1	1	2 19:42 1st	7-0	36 10:25 2nd	14-0	0:44	38:41	0:35

DEFLECTIONS (Arkansas career Only)

Player	18-19	19-20	20-21	Career
Davis	-	-	53	53
Henderson	7	30	9	46
Iyiola	-	-	-	-
Jackson	-	-	22	22
Moody	-	-	58	58
Notae	-	-	47	47
Robinson	-	-	4	4
Sills	60	82	72	214
Smith	-	-	44	44
Tate	-	-	36	36
Vanover	-	-	54	54
Williams	-	-	36	36

CHARGES DRAWN (Arkansas career Only)

Player	18-19	19-20	20-21	Career
Davis	-	-	0	0
Henderson	0	1	0	1
Iyiola	-	-	-	-
Jackson	-	-	2	2
Moody	-	-	2	2
Notae	-	-	1	1
Robinson	-	-	2	2
Sills	3	5	3	11
Smith	-	-	1	1
Tate	-	-	5	5
Vanover	-	-	0	0
Williams	-	-	8	8

DUNKS (Arkansas career Only)

Player	18-19	19-20	20-21	Career
Davis	-	-	0	0
Henderson	2	7	3	12
Iyiola	-	-	-	-
Jackson	-	-	1	1
Moody	-	-	5	5
Notae	-	-	1	1
Robinson	-	-	0	0
Sills	1	2	3	6
Smith	-	-	13	13
Tate	-	-	3	3
Vanover	-	-	7	7
Williams	-	-	0	0

MOST IN A GAME 2020-21:

- 14 **Smith** (UNT)
- 11 **Moody** (UGA)
- 10 **Vanover** (UNT • SOU) = **Sills** (UTA • UCA) = **Davis** (@AUB • UGA)
- 9 **Sills** (MVSU • @AUB) = **Vanover** (LIP) = **Davis** (MIZ • @ LSU)

ARKANSAS RAZORBACKS

2020-21 GAME HIGHS IN...

Opponent	DATE	SCORE	RESULT	POINTS	REBOUNDS	ASSISTS	STEALS	BLOCKED SHOTS
MISSISSIPPI VALLEY	11/25/20	142-62	W	23-Connor Vanover	10-Jaylin Williams	7-JD Notae	3-Desi Sills Moses Moody Justin Smith	3-Connor Vanover
NORTH TEXAS	11/28/20	69-54	W	18-Justin Smith	16-Connor Vanover	3-JD Notae	3-Justin Smith Moses Moody	6-Connor Vanover
UT ARLINGTON	12/02/20	72-60	W	24-Moses Moody	9-Justin Smith Moses Moody	4-Jalen Tate	4-Desi Sills	2-Connor Vanover
LIPSCOMB	12/05/20	86-50	W	18-Moses Moody	9-Connor Vanover	4-Khalen Robinson	1-Connor Vanover Khalen Robinson Moses Moody Davonte Davis	4-Connor Vanover
SOUTHERN U.	12/09/20	79-44	W	14-Davonte Davis	9-Connor Vanover	5-Desi Sills	3-Connor Vanover	3-Connor Vanover
CENTRAL ARKANSAS	12/12/20	100-75	W	22-JD Notae	10-Connor Vanover	11-Jalen Tate	3-JD Notae Desi Sills	2-Justin Smith Connor Vanover
ORAL ROBERTS	12/20/20	87-76	W	22-Justin Smith	17-Justin Smith	4-Jalen Tate	2-Justin Smith	3-JD Notae
ABILENE CHRISTIAN	12/22/20	85-72	W	21-Moses Moody	10-Justin Smith	5-Jalen Tate	2-Desi Sills	2-Vance Jackson Jr. Moses Moody
at Auburn	12/30/20	97-85	W	23-Desi Sills	6-Moses Moody Desi Sills	4-Jalen Tate	4-JD Notae	2-JD Notae
MISSOURI	01/02/21	68-81	L	19-JD Notae	10-Moses Moody	2-Desi Sills Connor Vanover	3-Davonte Davis Desi Sills	2-Jaylin Williams Connor Vanover
at Tennessee	01/06/21	74-79	L	19-JD Notae	9-Vance Jackson Jr.	6-Jalen Tate	1-Jalen Tate Davonte Davis	1-Connor Vanover Jaylin Williams
GEORGIA	01/09/21	99-69	W	25-Moses Moody	9-Jaylin Williams	10-Jalen Tate	2-Davonte Davis Jalen Tate	1-Jaylin Williams
at LSU	01/13/21	76-92	L	22-JD Notae	10-Jaylin Williams	2-Davonte Davis Moses Moody	3-JD Notae	1-Davonte Davis Jaylin Williams
at Alabama	01/16/21	59-90	L	28-Moses Moody	9-Moses Moody	3-Jalen Tate	3-Vance Jackson Jr.	3-Ethan Henderson

LED TEAM IN POINTS (including ties)	LED TEAM IN REBS (including ties)	LED TEAM IN ASSISTS (including ties)	LED TEAM IN STEALS (including ties)	LED TEAM IN BLKS (including ties)
Moody 5	Moody 4	Tate 8	Sills 6	Vanover 8
Notae 4	Vanover 4	Notae 2	Davis 4	Williams 4
Smith 2	Smith 3	Sills 2	Moody 3	Notae 2
Sills 1	Williams 3	Vanover 1	Smith 3	Henderson 1
Davis 1	Jackson 1	Robinson 1	Notae 3	Smith 1
Vanover 1	Sills 1	Moody 1	Vanover 2	Jackson 1
		Davis 1	Tate 2	Moody 1
			Jackson 1	Davis 1
			Robinson 1	

GAME 1 **62** Mississippi Valley State **30** **32** **62** **142**
ARKANSAS **61** **81** **142**
Nov. 26, 2020 • Fayetteville, Ark. • Bud Walton Arena

Mississippi Valley 62 • 0-1

#	Player	Total		3-Ptr		Rebounds			PF	TP	A	TO	Blk	Stl	Min
		FG-FGA	FT-FTA	FG-FGA	FT-FTA	Off	Def	Tot							
13	Ronald Williams	f	0-1	0-0	0-0	1	3	4	5	0	0	2	0	0	11
00	Treylan Smith	g	3-9	1-3	0-0	1	1	2	4	7	1	3	2	0	17
02	Kam'Ron Cunningham	g	5-17	3-9	0-2	1	1	2	1	13	2	5	0	0	35
03	Caleb Hunter	g	3-9	3-5	1-2	2	1	3	4	10	1	2	1	0	28
11	Terry Collins	g	6-18	3-12	0-0	1	1	2	2	15	3	6	1	2	36
01	Alexander Perry	g	2-7	1-4	2-2	1	4	5	2	7	3	1	1	0	26
10	Devin Gordon	g	4-9	2-6	0-0	2	2	4	4	10	0	1	0	0	23
21	Quoiren Walden	g	0-1	0-0	0-0	1	1	2	1	0	1	0	1	1	9
23	Donalson Fanord	g	0-1	0-0	0-0	1	4	5	3	0	1	1	0	0	15
	Team					0	4	4							
	Totals		23-72	13-39	3-6	11	22	33	26	62	12	21	6	3	200

FG % 1st Half:	11-38	28.9%	2nd half:	12-34	35.3%	Game:	23-72	31.9%	Deadball Rebounds	1
3FG % 1st Half:	8-22	36.4%	2nd half:	5-17	29.4%	Game:	13-39	33.3%		
FT % 1st Half:	0-1	0.0%	2nd half:	3-5	60.0%	Game:	3-6	50.0%		

Arkansas 142 • 1-0

#	Player	Total		3-Ptr		Rebounds			PF	TP	A	TO	Blk	Stl	Min
		FG-FGA	FT-FTA	FG-FGA	FT-FTA	Off	Def	Tot							
00	Justin Smith	f	6-9	0-0	1-3	3	1	4	0	13	2	0	0	3	20
02	Vance Jackson Jr.	f	5-9	4-6	1-1	2	5	7	0	15	0	1	0	0	15
11	Jalen Tate	f	4-7	2-3	2-3	1	4	5	3	12	6	2	0	1	17
03	Desi Sills	g	8-10	2-3	1-1	1	1	2	0	19	2	0	0	3	19
05	Moses Moody	g	3-12	1-6	9-10	2	1	3	3	16	2	0	0	3	24
01	JD Notae	g	3-7	2-5	5-8	2	3	5	4	13	7	1	0	0	24
04	Davonte Davis	g	2-5	0-1	1-1	1	2	3	1	5	2	1	0	0	12
10	Jaylin Williams	g	3-5	2-4	1-1	2	8	10	0	9	1	1	0	0	20
12	Khalen Robinson	g	5-8	3-5	2-2	0	2	2	0	15	3	1	0	1	18
13	Emeka Obukwelu	g	0-1	0-1	0-0	0	1	1	0	0	1	0	0	0	3
14	Brandon Kimble	g	0-0	0-0	0-0	0	1	1	0	0	0	0	0	0	1
23	Connor Vanover	g	8-11	4-5	3-3	3	5	8	0	23	0	0	3	0	19
24	Ethan Henderson	g	1-1	0-0	0-0	2	1	3	1	2	0	0	1	0	7
33	Bryson Morehead	g	0-1	0-1	0-0	0	0	0	0	0	0	0	0	0	1
	Team					1	3	4							
	Totals		48-86	20-40	26-33	20	38	58	12	142	26	7	4	11	200

FG % 1st Half:	22-39	56.4%	2nd half:	26-47	55.3%	Game:	48-86	55.8%	Deadball Rebounds	3.2
3FG % 1st Half:	12-19	63.2%	2nd half:	8-21	38.1%	Game:	20-40	50.0%		
FT % 1st Half:	5-10	50.0%	2nd half:	21-23	91.3%	Game:	26-33	78.8%		

Officials: Michael Swaboda, Matt Jarman, K.B. Burdette Jr.
Technical fouls: Mississippi Valley-None, Arkansas-None.
Attendance: 4400

Score by periods	1st	2nd	Total
Mississippi Valley	30	32	62
Arkansas	61	81	142

Last FG - MVSU 2nd-01:37, ARK 2nd-01:03.
Largest lead - MVSU by 1 1st-19:20, ARK by 80 2nd-02:08.
MVSU led for 01:54, ARK led for 37:56. Game was tied for 00:10.

Score tied - 0 times.
Lead changed - 2 times.

GAME 3 **60** Mississippi Valley State **33** **27** **60** **72**
ARKANSAS **44** **28** **72**
Dec. 2, 2020 • Fayetteville, Ark. • Bud Walton Arena

UT Arlington 60 • 1-3

#	Player	Total		3-Ptr		Rebounds			PF	TP	A	TO	Blk	Stl	Min
		FG-FGA	FT-FTA	FG-FGA	FT-FTA	Off	Def	Tot							
10	Fredein De La Cruz	f	5-8	1-1	0-1	4	2	6	1	11	0	2	1	1	14
23	Patrick Mwamba	f	0-4	0-2	0-0	1	3	4	2	0	0	0	1	1	16
04	David Azore	g	2-4	1-1	0-0	0	1	1	3	5	0	1	0	1	16
13	Shahada Wells	g	6-11	3-4	2-4	1	2	3	2	17	3	3	0	1	28
20	Nicolas Elame	g	4-14	0-1	1-2	0	0	0	1	9	3	2	0	1	33
01	Sam Griffin	g	2-5	0-2	4-4	0	2	2	0	8	0	1	0	1	18
02	Jordan Phillips	g	1-1	1-1	0-0	0	0	0	2	3	1	1	0	1	11
03	Carson Bischoff	g	1-4	1-4	0-0	0	2	2	1	3	0	0	0	0	12
05	Brandyn Talbot	g	0-2	0-2	0-1	0	1	1	1	0	0	0	0	0	9
12	Lazaro Rojas	g	0-0	0-0	2-2	0	1	1	2	2	0	0	0	0	8
14	Davis Steelman	g	0-0	0-0	0-0	1	2	3	1	0	0	0	0	0	7
21	Tre Jones	g	0-0	0-0	0-0	0	1	1	1	0	0	1	1	0	11
33	McKade Marquis	g	0-0	0-0	0-0	0	0	0	0	0	0	0	0	0	1
35	Grayson Carter	g	0-1	0-1	2-2	2	0	2	1	2	0	1	0	0	16
	Team					1	3	4							
	Totals		21-54	7-19	11-16	10	20	30	18	60	7	13	3	7	200

FG % 1st Half:	12-31	38.7%	2nd half:	9-23	39.1%	Game:	21-54	38.9%	Deadball Rebounds	2.1
3FG % 1st Half:	3-9	33.3%	2nd half:	4-10	40.0%	Game:	7-19	36.8%		
FT % 1st Half:	6-9	66.7%	2nd half:	5-7	71.4%	Game:	11-16	68.8%		

Arkansas 72 • 3-0

#	Player	Total		3-Ptr		Rebounds			PF	TP	A	TO	Blk	Stl	Min
		FG-FGA	FT-FTA	FG-FGA	FT-FTA	Off	Def	Tot							
00	Justin Smith	f	4-15	0-2	3-4	6	3	9	3	11	2	2	0	1	35
11	Jalen Tate	f	6-12	1-3	1-1	3	3	6	2	14	4	1	1	1	33
23	Connor Vanover	f	5-6	2-3	0-0	1	1	2	1	12	0	0	2	1	12
03	Desi Sills	g	1-6	0-3	1-2	1	2	3	2	3	2	1	0	4	31
05	Moses Moody	g	7-12	2-3	8-10	3	6	9	3	24	1	2	0	0	32
01	JD Notae	g	1-5	1-3	2-2	0	2	2	0	5	1	1	0	0	12
02	Vance Jackson Jr.	g	0-5	0-3	0-0	1	4	5	0	0	1	3	0	0	20
10	Jaylin Williams	g	0-0	0-0	0-0	1	2	3	0	0	0	1	1	1	12
12	Khalen Robinson	g	1-1	1-1	0-0	0	0	0	5	3	1	0	0	0	13
	Team					1	3	4							
	Totals		25-62	7-21	15-19	17	26	43	16	72	12	11	4	8	200

FG % 1st Half:	15-32	46.9%	2nd half:	10-30	33.3%	Game:	25-62	40.3%	Deadball Rebounds	3
3FG % 1st Half:	6-14	42.9%	2nd half:	1-7	14.3%	Game:	7-21	33.3%		
FT % 1st Half:	8-10	80.0%	2nd half:	7-9	77.8%	Game:	15-19	78.9%		

Officials: Hunter Allen, Brian O'Connell, Don Daily
Technical fouls: UT Arlington-TEAM, Arkansas-None.
Attendance: 4400

Score by periods	1st	2nd	Total
UT Arlington	33	27	60
Arkansas	44	28	72

Last FG - UTA 2nd-00:38, ARK 2nd-00:39.
Largest lead - UTA by 3 1st-17:25, ARK by 21 2nd-13:05.
UTA led for 02:27, ARK led for 35:30. Game was tied for 02:03.

Score tied - 4 times.
Lead changed - 2 times.

GAME 2 **54** North Texas **27** **27** **54** **69**
ARKANSAS **38** **31** **69**
Nov. 28, 2020 • Fayetteville, Ark. • Bud Walton Arena

North Texas 54 • 1-1

#	Player	Total		3-Ptr		Rebounds			PF	TP	A	TO	Blk	Stl	Min
		FG-FGA	FT-FTA	FG-FGA	FT-FTA	Off	Def	Tot							
13	Thomas Bell	f	4-8	0-1	0-0	0	3	3	2	8	1	3	0	0	17
24	Zachary Simmons	f	5-10	0-1	0-0	1	6	7	3	10	2	3	1	0	28
00	James Reese	g	2-12	1-5	0-0	2	3	5	0	5	1	1	0	0	30
01	Mardrez McBride	g	2-6	0-2	4-4	1	6	7	1	8	1	2	1	0	33
03	Javion Hamlet	g	1-4	0-0	3-4	1	2	3	3	5	4	2	0	1	30
04	Jalen Jackson	g	3-6	0-1	0-0	0	2	2	0	6	1	1	0	0	16
11	JJ Murray	g	0-0	0-0	0-0	0	0	0	0	0	0	0	0	0	1
15	Rubin Jones	g	0-3	0-2	0-2	2	0	2	2	4	0	3	0	1	22
22	Larry Wise	g	0-2	0-0	0-0	1	1	2	2	0	0	1	0	0	8
34	Terence Lewis II	g	4-7	1-1	3-3	2	2	4	2	12	0	0	0	3	15
	Team					0	1	1							
	Totals		21-58	2-13	10-13	10	26	36	17	54	10	16	2	5	200

FG % 1st Half:	11-30	36.7%	2nd half:	10-28	35.7%	Game:	21-58	36.2%	Deadball Rebounds	2
3FG % 1st Half:	1-6	16.7%	2nd half:	1-7	14.3%	Game:	2-13	15.4%		
FT % 1st Half:	4-4	100.0%	2nd half:	6-9	66.7%	Game:	10-13	76.9%		

Arkansas 69 • 2-0

#	Player	Total		3-Ptr		Rebounds			PF	TP	A	TO	Blk	Stl	Min
		FG-FGA	FT-FTA	FG-FGA	FT-FTA	Off	Def	Tot							
00	Justin Smith	f	7-13	2-3	2-6	3	3	6	2	18	1	2	1	3	36
11	Jalen Tate	f	1-5	0-0</											

Effort. Energy. Enthusiasm.



GAME 5 **44** SOUTHERN ARKANSAS **20 24 44 79** **20 24 44 79**
Dec. 9, 2020 • Fayetteville, Ark. • Bud Walton Arena

Southern U. 44 • 0-3

#	Player	Total			Rebounds			PF	TP	A	TO	Blk	Stl	Min	
		FG-FGA	3-PT	FT-FTA	Off	Def	Tot								
40	Damiree Burns	f	4-11	0-1	0-0	2	3	5	1	8	0	1	0	0	21
35	Kirk Parker	c	0-4	0-0	0-0	2	2	4	0	0	0	1	0	0	12
01	Ahsante Shivers	g	0-9	0-5	0-0	1	3	4	1	0	0	1	0	2	29
05	Jayden Saddler	g	4-8	1-1	0-0	1	5	6	2	9	1	4	0	1	31
20	Lamarcus Lee	g	4-9	0-4	0-0	1	2	3	1	8	0	2	0	1	27
00	Terrrell Williams		0-0	0-0	0-0	0	1	1	0	0	0	0	0	0	7
02	Harrison Henderson		0-1	0-0	0-0	0	1	1	0	0	0	0	0	0	4
04	Isalah Rollins		0-0	0-0	0-0	0	0	0	0	0	1	1	0	0	4
10	Delor Johnson		2-5	0-0	4-4	0	2	2	0	8	0	0	0	1	13
11	DeSean Woods		0-2	0-2	0-0	0	1	1	5	0	2	2	0	0	9
13	Micah Bradford		0-1	0-0	0-0	0	0	0	2	0	0	0	0	0	2
22	Andre Allen		3-5	0-0	1-2	1	2	3	4	7	0	1	0	1	12
23	James Edwards		0-0	0-0	0-0	0	1	1	1	0	0	1	0	0	2
24	Andre Toure		0-2	0-0	0-0	0	0	0	1	0	1	0	0	0	5
25	Samkelo Cele		0-3	0-0	0-0	0	4	4	0	0	0	0	0	0	13
32	Jamarcus Jones		1-3	0-0	2-4	0	0	0	2	4	0	0	0	0	9
	Team					2	2	4							
	Totals		18-63	1-13	7-10	10	29	39	21	44	5	15	0	6	200
	FG % 1st Half:	9-33	27.3%	2nd half:	9-30	30.0%	Game:	18-63	28.6%						Deadball Rebounds
	3FG % 1st Half:	1-8	12.5%	2nd half:	0-5	0.0%	Game:	1-13	7.7%						3
	FT % 1st Half:	1-2	50.0%	2nd half:	6-8	75.0%	Game:	7-10	70.0%						

Arkansas 79 • 5-0

#	Player	Total			Rebounds			PF	TP	A	TO	Blk	Stl	Min	
		FG-FGA	3-PT	FT-FTA	Off	Def	Tot								
00	Justin Smith	f	4-9	0-1	3-6	3	1	4	1	11	2	2	1	0	27
11	Jalen Tate	f	5-9	1-4	1-2	0	4	4	1	12	2	2	0	2	25
23	Connor Vanover	f	1-4	1-3	0-0	0	9	9	1	3	0	0	3	3	20
03	Desi Sills	g	4-7	3-5	0-1	0	3	3	0	11	5	0	1	1	21
05	Moses Moody	g	5-10	2-4	0-0	3	2	5	1	12	2	2	1	0	26
01	JD Notae		5-11	2-8	0-1	0	2	2	1	12	0	0	0	1	15
02	Vance Jackson Jr.		1-4	1-4	0-0	2	0	2	2	3	2	1	0	0	14
04	Davonte Davis		5-8	1-1	3-3	3	4	7	1	14	2	1	0	0	16
10	Jaylin Williams		0-1	0-1	0-2	0	2	2	1	0	0	1	2	0	13
12	Khalen Robinson		0-4	0-2	1-2	0	2	2	1	1	1	2	0	1	14
13	Emeka Obukwelu		0-0	0-0	0-0	0	0	0	0	0	0	0	0	0	1
14	Brandon Kimble		0-0	0-0	0-0	0	0	0	0	0	0	1	0	0	2
24	Ethan Henderson		0-0	0-0	0-0	1	1	2	0	0	0	0	0	0	5
33	Bryson Morehead		0-0	0-0	0-0	0	0	0	0	0	0	0	0	0	1
	Team					1	3	4							
	Totals		30-67	11-33	8-17	13	33	46	10	79	16	12	8	8	200
	FG % 1st Half:	17-36	47.2%	2nd half:	13-31	41.9%	Game:	30-67	44.8%						Deadball Rebounds
	3FG % 1st Half:	4-16	25.0%	2nd half:	7-17	41.2%	Game:	11-33	33.3%						4.2
	FT % 1st Half:	4-7	57.1%	2nd half:	4-10	40.0%	Game:	8-17	47.1%						

Officials: Errol Lewis,Randy Heimerman,Jason Baker
Technical fouls: Southern U.-None, Arkansas-None.
Attendance: 3256

Score by periods	1st	2nd	Total
Southern U.	20	24	44
Arkansas	42	37	79

	In	Off	2nd	Fast	Bench
Points	Paint	T/O	Chance	Break	
SU	26	11	6	8	19
ARK	32	22	22	16	30

Last FG - SU 2nd-04:03, ARK 2nd-00:18.
Largest lead - SU None, ARK by 35 2nd-00:18.
SU led for 00:00. ARK led for 39:40. Game was tied for 00:20.

GAME 7 **ORU** **76** Oral Roberts ARKANSAS **40 36 76 87** **40 36 76 87**
Dec. 12, 2020 • Fayetteville, Ark. • Bud Walton Arena

Oral Roberts 76 • 3-5

#	Player	Total			Rebounds			PF	TP	A	TO	Blk	Stl	Min	
		FG-FGA	3-PT	FT-FTA	Off	Def	Tot								
00	Kevin Obanor	f	7-12	0-1	7-8	2	8	10	2	21	0	2	1	1	36
22	Francis Lăcis	f	0-4	0-2	2-3	2	1	3	3	2	0	1	2	1	19
02	Kareem Thompson	g	5-14	3-6	0-0	2	4	6	2	13	3	2	1	0	34
03	Max Abmas	g	4-11	1-6	2-3	0	0	0	4	11	4	2	0	3	33
10	RJ Glasper	g	5-13	1-6	3-4	0	4	4	4	14	2	2	0	0	33
11	Carlos JĂrgens		0-2	0-1	4-6	0	1	1	2	4	1	2	0	3	18
14	DeShang Weaver		4-7	3-6	0-0	0	5	5	5	11	1	1	3	1	24
23	Sheldon Stevens		0-1	0-1	0-0	0	0	0	0	0	0	0	0	1	3
	Team					1	2	3							
	Totals		25-64	8-29	18-24	7	25	32	22	76	11	13	7	10	200
	FG % 1st Half:	14-35	40.0%	2nd half:	11-29	37.9%	Game:	25-64	39.1%						Deadball Rebounds
	3FG % 1st Half:	4-15	26.7%	2nd half:	4-14	28.6%	Game:	8-29	27.6%						3.1
	FT % 1st Half:	8-11	72.7%	2nd half:	10-13	76.9%	Game:	18-24	75.0%						

Arkansas 87 • 7-0

#	Player	Total			Rebounds			PF	TP	A	TO	Blk	Stl	Min	
		FG-FGA	3-PT	FT-FTA	Off	Def	Tot								
00	Justin Smith	f	9-20	0-3	4-5	10	7	17	2	22	0	3	1	2	39
11	Jalen Tate	f	4-10	0-1	0-0	3	3	6	4	8	4	5	0	1	39
23	Connor Vanover	f	1-5	1-3	0-0	1	2	3	0	3	0	0	0	0	9
03	Desi Sills	g	6-13	1-4	3-4	4	6	10	3	16	2	1	1	1	34
05	Moses Moody	g	7-12	1-4	3-6	4	3	7	1	18	1	2	1	1	38
01	JD Notae		4-13	0-6	7-8	0	5	5	2	15	3	2	3	1	20
02	Vance Jackson Jr.		1-3	1-3	2-4	1	3	4	1	5	2	0	0	1	10
04	Davonte Davis		0-1	0-0	0-0	0	1	1	3	0	2	1	0	1	9
12	Khalen Robinson		0-0	0-0	0-0	0	1	1	2	0	0	0	1	0	2
	Team					1	3	4							
	Totals		32-77	4-24	19-27	24	34	58	18	87	14	15	7	8	200
	FG % 1st Half:	12-40	30.0%	2nd half:	20-37	54.1%	Game:	32-77	41.6%						Deadball Rebounds
	3FG % 1st Half:	2-16	12.5%	2nd half:	2-8	25.0%	Game:	4-24	16.7%						3.1
	FT % 1st Half:	4-7	57.1%	2nd half:	15-20	75.0%	Game:	19-27	70.4%						

Officials: Michael Roberts,James Breeding,Doug Shows
Technical fouls: Oral Roberts-None, Arkansas-TEAM.
Attendance: 4201

Score by periods	1st	2nd	Total
Oral Roberts	40	36	76
Arkansas	30	57	87

	In	Off	2nd	Fast	Bench
Points	Paint	T/O	Chance	Break	
ORU	22	21	6	11	15
ARK	56	19	23	15	20

Last FG - ORU 2nd-02:19, ARK 2nd-00:58.
Largest lead - ORU by 12 1st-04:53, ARK by 11 2nd-00:37.
ORU led for 20:20. ARK led for 17:17. Game was tied for 02:23.

GAME 6 **75** CENTRAL ARKANSAS ARKANSAS **35 40 57 79** **35 40 57 79**
Dec. 12, 2020 • Fayetteville, Ark. • Bud Walton Arena

Central Arkansas 75 • 0-4

#	Player	Total			Rebounds			PF	TP	A	TO	Blk	Stl	Min	
		FG-FGA	3-PT	FT-FTA	Off	Def	Tot								
23	Samson George	f	3-11	0-3	0-0	1	3	4	0	6	1	0	0	0	20
24	Jared Chatham	f	5-9	0-0	0-0	2	8	10	1	10	0	3	0	0	25
01	Ryan Bergersen	g	4-12	1-5	4-4	0	3	3	1	13	4	3	0	0	35
04	Khaleem Bennett	g	1-4	0-1	2-4	1	3	4	1	4	0	0	0	1	22
55	Deandre Jones	g	4-11	3-8	2-2	0	2	2	3	13	7	3	0	3	35
00	SK Shittu		4-4	1-1	2-2	3	5	8	0	11	0	3	1	0	13
05	Masai Olowokere		0-0	0-0	0-0	0	0	0	0	0	0	0	0	0	2
10	Kragen Bradley		0-0	0-0	0-0	0	0	0	0	0	0	0	0	0	1
12	Trey South		0-0	0-0	0-0	0	0	0	0	0	0	0	0	0	1
13	Eddy Kayouloud		3-7	1-2	0-0	0	3	3	1	7	1	1	0	0	23
20	Brendan Simmons		1-1	1-1	0-0	0	0	0	1	3	0	0	0	0	1
21	Jonas Munson		0-0	0-0	0-0	0	0	0	1	0	0	0	0	0	1
32	Churchill Bounds		0-0	0-0	0-0	0	0	0	1	0	0	0	0	0	2
34	Jaxson Baker		3-7	2-5	0-0	1	0	1	2	8	0	1	0	1	19
	Team					0	2	2							
	Totals		28-66	9-26	10-12	8	29	37	12	75	14	14	1	5	200
	FG % 1st Half:	15-32	46.9%	2nd half:	13-34	38.2%	Game:	28-66	42.4%						Deadball Rebounds
	3FG % 1st Half:	5-13	38.5%	2nd half:	4-13										

GAME 9 **97** **ARKANSAS** **47 50** **97** **85** **Ark Auburn** **41 44** **85** **Ark Auburn**
Dec. 30, 2020 • Auburn, Ala. • Auburn Arena

Arkansas 97 • 9-0,1-0 SEC

#	Player	Total		3-Ptr		Rebounds			PF	TP	A	TO	Blk	Stl	Min
		FG-FGA	FT-FTA	FG-FGA	FT-FTA	Off	Def	Tot							
00	Justin Smith	f	2-3	0-0	0-2	1	3	4	1	4	1	1	0	0	12
23	Connor Vanover	f	5-11	1-6	6-6	3	2	5	3	17	0	0	1	1	26
03	Desi Sills	g	8-15	4-7	3-6	4	2	6	0	23	2	2	1	2	35
05	Moses Moody	g	4-11	2-6	6-6	2	4	6	2	16	1	2	0	2	39
11	Jalen Tate	g	5-8	0-1	2-2	0	3	3	4	12	4	2	0	2	29
02	Vance Jackson Jr.	g	6-12	2-6	7-9	0	3	3	1	21	2	2	2	4	27
04	Davonte Davis	g	0-2	0-2	0-0	0	2	2	1	0	1	0	0	0	12
12	Jaylin Williams	g	2-3	0-0	0-0	1	0	1	0	4	1	0	0	2	13
10	Jaylin Williams	g	0-0	0-0	0-0	1	1	2	2	0	1	0	0	0	4
12	Khalen Robinson	g	0-0	0-0	0-0	1	0	2	0	1	0	0	0	0	2
24	Ethan Henderson	g	0-0	0-0	0-0	0	0	0	1	0	0	0	0	0	1
Team						1	1	2			1				
Totals			32-65	9-28	24-31	13	21	34	16	97	13	10	4	13	200
FG % 1st Half:		18-32	56.3%	2nd half:	14-33	42.4%	Game:		32-65	49.2%					Deadball
3FG % 1st Half:		7-17	41.2%	2nd half:	2-11	18.2%	Game:		9-28	32.1%					Rebounds
FT % 1st Half:		4-6	66.7%	2nd half:	20-25	80.0%	Game:		24-31	77.4%					4

Auburn 85 • 6-3,0-1 SEC

#	Player	Total		3-Ptr		Rebounds			PF	TP	A	TO	Blk	Stl	Min
		FG-FGA	FT-FTA	FG-FGA	FT-FTA	Off	Def	Tot							
10	JT Thor	f	1-4	0-2	3-6	2	1	3	1	5	2	0	2	0	19
23	Jaylin Williams	f	5-8	2-2	1-4	1	1	2	2	13	2	5	0	0	30
22	Allen Flanigan	g	6-11	3-7	4-5	3	7	10	3	19	3	5	0	0	29
24	Justin Powell	g	1-8	0-3	2-4	2	4	6	2	4	9	7	0	2	32
35	Devan Cambridge	g	5-6	5-6	0-0	0	4	4	3	15	0	0	0	1	21
01	Jamal Johnson	g	7-11	5-7	2-2	0	1	1	3	21	0	0	0	3	23
04	Javon Franklin	g	0-1	0-1	0-2	0	0	0	0	0	2	0	0	0	3
05	Chris Moore	g	0-1	0-1	2-2	1	1	2	1	2	0	0	0	0	15
13	Babatunde Akingbola	g	1-1	0-0	0-0	0	1	1	3	2	0	0	3	0	12
44	Dylan Cardwell	g	2-3	0-0	0-0	1	3	4	2	4	0	1	0	0	16
Team						1	0	1			1				
Totals			28-54	15-29	14-24	11	23	34	20	85	18	19	5	6	200
FG % 1st Half:		15-28	53.6%	2nd half:	13-26	50.0%	Game:		28-54	51.9%					Deadball
3FG % 1st Half:		9-17	52.9%	2nd half:	6-12	50.0%	Game:		15-29	51.7%					Rebounds
FT % 1st Half:		2-9	22.2%	2nd half:	12-15	80.0%	Game:		14-24	58.3%					4

Officials: Rob Rorke, Vladimir Voyard-Tadal, Terry Oglesby
Technical fouls: Arkansas-None, Auburn-None.
Attendance: 1824

Score by periods	1st	2nd	Total
Arkansas	47	50	97
Auburn	41	44	85

Last FG - ARK 2nd-00:00, AUB 2nd-00:11.
Largest lead - ARK by 12 2nd-00:00, AUB by 1 1st-16:00.
ARK led for 38:33, AUB led for 00:19. Game was tied for 01:08.

GAME 11 **74** **ARKANSAS** **40 34** **74** **79** **Ark #9/ Tennessee** **33 46** **79** **Ark Tennessee**
Jan. 6, 2021 • Knoxville, Tenn. • Thompson-Boling Arena

Arkansas 74 • 9-2,1-2 SEC

#	Player	Total		3-Ptr		Rebounds			PF	TP	A	TO	Blk	Stl	Min
		FG-FGA	FT-FTA	FG-FGA	FT-FTA	Off	Def	Tot							
10	Jaylin Williams	f	3-3	0-0	0-0	0	2	2	2	6	4	1	0	1	14
11	Jalen Tate	f	7-11	1-2	0-1	0	5	5	4	15	6	6	0	0	30
23	Connor Vanover	f	5-9	1-3	1-1	2	5	7	4	12	0	0	1	0	27
03	Desi Sills	g	0-1	0-1	0-0	2	0	2	2	0	0	3	0	0	18
05	Moses Moody	g	1-8	1-4	3-3	0	2	2	4	6	1	0	0	0	37
01	JD Notae	g	7-11	2-4	3-3	0	4	4	1	19	3	4	0	0	28
02	Vance Jackson Jr.	g	5-10	3-6	1-2	0	9	9	2	14	1	0	0	0	33
04	Davonte Davis	g	1-2	0-0	0-0	0	0	0	1	2	0	1	0	1	5
12	Khalen Robinson	g	0-0	0-0	0-0	0	2	2	2	0	1	1	0	0	5
24	Ethan Henderson	g	0-0	0-0	0-0	0	0	0	0	0	1	0	0	0	3
Team						2	2	4							
Totals			29-55	8-20	8-10	6	31	37	22	74	12	20	2	2	200
FG % 1st Half:		16-28	57.1%	2nd half:	13-27	48.1%	Game:		29-55	52.7%					Deadball
3FG % 1st Half:		5-11	45.5%	2nd half:	3-9	33.3%	Game:		8-20	40.0%					Rebounds
FT % 1st Half:		3-3	100.0%	2nd half:	5-7	71.4%	Game:		8-10	80.0%					0

Tennessee 79 • 8-1,2-1 SEC

#	Player	Total		3-Ptr		Rebounds			PF	TP	A	TO	Blk	Stl	Min
		FG-FGA	FT-FTA	FG-FGA	FT-FTA	Off	Def	Tot							
10	John Fulkerson	f	6-11	0-0	4-6	0	8	8	0	16	3	0	3	0	33
35	Yves Pons	f	3-6	0-2	0-0	2	1	3	0	6	1	0	4	0	33
05	Josiah-Jordan James	g	6-12	2-6	3-5	1	8	9	3	17	1	0	1	3	36
25	Santiago Vescovi	g	1-7	0-4	2-2	0	2	2	3	4	3	2	0	3	24
45	Keon Johnson	g	4-8	0-1	6-6	0	2	2	0	14	1	1	0	1	24
11	Jaden Springer	g	2-7	1-2	0-1	0	0	0	2	5	3	1	0	2	21
12	Victor Bailey Jr.	g	5-9	2-3	5-6	0	1	1	3	17	0	0	1	1	23
33	Uros Plavsic	g	0-0	0-0	0-0	0	0	0	0	0	0	0	0	0	2
55	E.J. Anosike	g	0-0	0-0	0-0	0	0	0	1	0	1	0	0	0	4
Team						3	0	3			1				
Totals			27-60	5-18	20-26	6	22	28	12	79	13	5	9	10	200
FG % 1st Half:		14-34	41.2%	2nd half:	13-26	50.0%	Game:		27-60	45.0%					Deadball
3FG % 1st Half:		2-10	20.0%	2nd half:	3-8	37.5%	Game:		5-18	27.8%					Rebounds
FT % 1st Half:		3-5	60.0%	2nd half:	17-21	81.0%	Game:		20-26	76.9%					2

Officials: Jason Baker, Olandis Poole, Vladimir Voyard-Tadal
Technical fouls: Arkansas-None, Tennessee-None.
Attendance: 4191

Score by periods	1st	2nd	Total
Arkansas	40	34	74
Tennessee	33	46	79

Last FG - ARK 2nd-00:26, UT 2nd-04:50.
Largest lead - ARK by 7 1st-09:23, UT by 8 2nd-03:56.
ARK led for 24:35, UT led for 11:27. Game was tied for 03:58.

GAME 10 **81** **#12/12 Missouri** **33 48** **81** **68** **Ark Arkansas** **30 38** **68** **Ark Missouri**
Jan. 2, 2021 • Fayetteville, Ark. • Bud Walton Arena

Missouri 81 • 7-1,1-1 SEC

#	Player	Total		3-Ptr		Rebounds			PF	TP	A	TO	Blk	Stl	Min
		FG-FGA	FT-FTA	FG-FGA	FT-FTA	Off	Def	Tot							
23	Jeremiah Tilmon	f	9-13	0-0	7-10	3	8	11	3	25	0	1	0	0	27
24	Kobe Brown	f	3-4	0-0	0-0	1	5	6	4	6	0	0	0	0	14
01	Xavier Pinson	g	5-11	1-4	12-15	1	4	5	3	23	4	2	0	0	32
12	Dru Smith	g	2-4	2-2	0-0	0	3	3	4	6	1	6	1	2	27
13	Mark Smith	g	3-7	2-6	3-5	1	8	9	4	11	0	8	0	1	35
00	Torrence Watson	g	0-2	0-2	0-2	1	1	2	0	0	0	0	0	0	7
02	Drew Buggs	g	0-1	0-0	3-4	0	4	4	3	3	4	2	0	0	13
04	Javon Pickett	g	2-6	0-3	1-1	0	3	3	4	5	4	2	0	0	24
05	Mitchell Smith	g	0-3	0-2	2-2	0	3	3	4	2	1	0	0	0	21
Team						3	2	5							
Totals			24-51	5-19	28-39	10	41	51	29	81	14	21	1	3	200
FG % 1st Half:		12-27	44.4%	2nd half:	12-24	50.0%	Game:		24-51	47.1%					Deadball
3FG % 1st Half:		1-8	12.5%	2nd half:	4-11	36.4%	Game:		5-19	26.3%					Rebounds
FT % 1st Half:		8-15	53.3%	2nd half:	20-24	83.3%	Game:		28-39	71.8%					7.1

Arkansas 68 • 9-1,1-1 SEC

#	Player	Total		3-Ptr		Rebounds			PF
---	--------	-------	--	-------	--	----------	--	--	----

GAME 13			76	ARKANSAS	31	45	76	92	LSU
			LSU				92	LSU	
Jan. 13, 2021 • Baton, Rouge, La. • Maravich Center									

Arkansas 76 • 10-3,2-3 SEC

#	Player	Total		3-Ptr		Rebounds			PF	TP	A	TO	Blk	Stl	Min
		FG-FGA	FT-FTA	FG-FGA	FT-FTA	Off	Def	Tot							
02	Vance Jackson Jr.	f	1-8	0-4	0-0	3	4	7	1	2	1	1	0	1	22
23	Connor Vanover	f	1-3	1-2	0-0	1	1	2	1	3	0	0	0	0	8
04	Davonte Davis	e	1-11	0-1	2-3	1	2	3	1	4	2	2	1	2	27
05	Moses Moody	e	7-18	1-5	3-4	5	1	6	4	18	2	3	0	2	36
11	Jalen Tate	e	2-5	1-4	1-2	0	1	1	2	6	1	4	0	0	21
01	JD Notae	e	8-20	3-10	3-4	3	2	5	3	22	1	2	0	3	26
03	Desi Sills	e	4-8	2-5	4-4	0	4	4	2	14	0	0	0	0	29
10	Jaylin Williams	e	2-3	0-0	3-3	4	6	10	5	7	1	3	1	2	28
24	Ethan Henderson	e	0-0	0-0	0-0	0	0	0	1	0	0	0	0	0	3
Team						0	1	1							
Totals			26-76	8-31	16-20	17	22	39	20	76	8	15	2	10	200

FG % 1st Half: 12-34 35.3% 2nd half: 14-42 33.3% Game: 26-76 34.2% Deadball Rebounds 3
 3FG % 1st Half: 4-14 28.6% 2nd half: 4-17 23.5% Game: 8-31 25.8%
 FT % 1st Half: 3-3 100.0% 2nd half: 13-17 76.5% Game: 16-20 80.0%

LSU 92 • 9-2,4-1 SEC

#	Player	Total		3-Ptr		Rebounds			PF	TP	A	TO	Blk	Stl	Min
		FG-FGA	FT-FTA	FG-FGA	FT-FTA	Off	Def	Tot							
00	Mwani Wilkinson	f	4-4	1-1	2-2	2	4	6	3	11	1	0	0	2	28
02	Trendon Watford	f	9-16	1-2	4-4	2	8	10	3	23	0	6	0	0	33
04	Darius Days	f	8-10	2-4	0-0	5	8	13	2	18	0	2	1	2	30
01	Javonte Smart	e	4-13	1-3	4-7	1	2	3	2	13	5	2	0	0	35
24	Cameron Thomas	e	5-15	1-7	6-8	0	4	4	2	17	3	3	0	1	32
03	Jalen Cook	e	0-0	0-0	0-0	0	1	1	2	0	0	1	0	0	3
11	Josh LeBlanc	e	1-2	0-0	0-0	1	2	3	2	2	0	0	2	0	15
15	Aundre Hyatt	e	2-3	1-1	0-0	1	3	4	1	5	0	0	0	1	11
25	Eric Gaines	e	1-2	0-1	1-3	0	1	1	3	3	1	4	0	1	13
Team						2	1	3							
Totals			34-65	7-19	17-24	14	34	48	20	92	10	19	3	7	200

FG % 1st Half: 18-36 50.0% 2nd half: 16-29 55.2% Game: 34-65 52.3% Deadball Rebounds 2
 3FG % 1st Half: 6-14 42.9% 2nd half: 1-5 20.0% Game: 7-19 36.8%
 FT % 1st Half: 9-11 81.8% 2nd half: 8-13 61.5% Game: 17-24 70.8%

Officials: Rob Rorke, Todd Austin, Don Daily
 Technical fouls: Arkansas-None. LSU-None.
 Attendance: 2540

Score by periods	1st	2nd	Total
Arkansas	31	45	76
LSU	51	41	92

Last FG - ARK 2nd-00:52, LSU 2nd-01:48.
 Largest lead - ARK by 4 1st-18:53, LSU by 31 1st-06:30.
 ARK led for 02:49, LSU led for 36:34. Game was tied for 00:37.

Score tied - 1 time.
 Lead changed - 1 time.

GAME 14			59	ARKANSAS	19	40	59	92	ALABAMA
			Alabama				92	ALABAMA	
Jan. 16, 2021 • Tuscaloosa, Ala. • Coleman Coliseum									

Arkansas 59 • 10-4,2-4 SEC

#	Player	Total		3-Ptr		Rebounds			PF	TP	A	TO	Blk	Stl	Min
		FG-FGA	FT-FTA	FG-FGA	FT-FTA	Off	Def	Tot							
00	Justin Smith	f	2-4	0-0	1-2	1	0	1	2	5	1	3	0	1	18
10	Jaylin Williams	f	0-1	0-0	0-0	0	2	2	1	0	1	0	1	1	18
03	Desi Sills	e	1-8	0-3	1-1	1	1	2	3	3	1	2	0	1	23
05	Moses Moody	e	10-25	3-7	5-5	3	6	9	2	28	1	2	0	0	35
11	Jalen Tate	e	4-9	0-2	2-2	0	4	4	3	10	3	6	0	1	29
01	JD Notae	e	2-7	1-3	0-2	0	1	1	0	5	0	3	1	2	18
02	Vance Jackson Jr.	e	0-4	0-2	1-2	0	2	2	0	1	0	1	0	3	14
04	Davonte Davis	e	1-3	0-0	3-4	1	5	6	3	5	1	0	0	0	28
23	Connor Vanover	e	0-0	0-0	0-0	0	0	0	0	0	0	0	0	0	2
24	Ethan Henderson	e	1-2	0-0	0-0	2	2	4	1	2	0	1	3	0	15
Team						2	3	5							
Totals			21-63	4-17	13-18	10	26	36	15	59	8	18	5	9	200

FG % 1st Half: 6-26 23.1% 2nd half: 15-37 40.5% Game: 21-63 33.3% Deadball Rebounds 3
 3FG % 1st Half: 1-7 14.3% 2nd half: 3-10 30.0% Game: 4-17 23.5%
 FT % 1st Half: 6-7 85.7% 2nd half: 7-11 63.6% Game: 13-18 72.2%

Alabama 90 • 11-3,6-0 SEC

#	Player	Total		3-Ptr		Rebounds			PF	TP	A	TO	Blk	Stl	Min
		FG-FGA	FT-FTA	FG-FGA	FT-FTA	Off	Def	Tot							
03	Alex Reese	f	1-5	1-4	0-0	0	3	3	0	3	1	1	0	3	14
01	Herbert Jones	e	3-4	0-1	7-8	1	3	4	1	13	2	3	1	2	23
05	Jaden Shackelford	e	6-11	4-7	0-0	0	1	1	2	16	3	1	0	0	24
11	Joshua Primo	e	1-6	0-3	1-2	2	3	5	0	3	3	1	0	0	24
23	John Petty Jr.	e	6-10	5-9	0-0	1	3	4	0	17	1	1	0	1	25
04	Juwan Gary	e	4-4	1-1	0-0	0	3	3	2	9	0	0	3	1	7
12	Darius Miles	e	3-4	2-3	0-0	0	1	1	2	8	0	2	0	0	13
13	Jahvon Quinerly	e	2-8	0-4	3-4	0	4	4	1	7	4	1	0	1	21
14	Keon Ellis	e	2-4	1-3	2-3	0	2	2	2	7	2	1	0	1	20
15	Tyler Barnes	e	0-0	0-0	0-0	0	1	1	0	0	0	0	0	1	3
21	Britton Johnson	e	1-1	1-1	0-0	0	0	0	0	3	1	0	0	0	2
22	Keon Ambrose-Hylton	e	2-4	0-0	0-0	1	3	4	0	4	0	1	0	0	10
30	Kendall Wall	e	0-2	0-0	0-0	0	0	0	2	0	1	0	0	2	5
33	James Rojas	e	0-1	0-0	0-0	0	3	3	4	0	0	2	0	0	9
Team						4	4	8							
Totals			31-64	15-36	13-17	9	34	43	16	90	18	14	4	12	200

FG % 1st Half: 15-34 44.1% 2nd half: 16-30 53.3% Game: 31-64 48.4% Deadball Rebounds 2
 3FG % 1st Half: 7-21 33.3% 2nd half: 8-15 53.3% Game: 15-36 41.7%
 FT % 1st Half: 5-6 83.3% 2nd half: 8-11 72.7% Game: 13-17 76.5%

Officials: Olandis Poole, Vladimir Voyard-Tadal, Bart Lenox
 Technical fouls: Arkansas-None. Alabama-None.
 Attendance: 2055

Score by periods	1st	2nd	Total
Arkansas	19	40	59
Alabama	42	48	90

Last FG - ARK 2nd-01:09, BAMA 2nd-00:56.
 Largest lead - ARK by 2 1st-19:42, BAMA by 36 2nd-10:25.
 ARK led for 00:44, BAMA led for 38:41. Game was tied for 00:35.

Score tied - 1 time.
 Lead changed - 1 time.

LAST TIME AN ARKANSAS PLAYER...

• SCORING •

Scored 25 Points: 28 Moses Moody at Alabama (01/16/21)

Scored 30 Points: 30 Mason Jones at Texas A&M (03/07/20)

Scored 40 Points: 40 Mason Jones vs Auburn (02/04/20)

Scored 50 Points: 51 Rotnei Clarke vs. Alcorn State (11/13/09)

RECORD: 51 Rotnei Clarke vs. Alcorn State (11/13/09)

• FIELD GOALS MADE •

Made 15 Field Goals: 15 (15-21) Rotnei Clarke vs. Alcorn State (11/13/09)

Made 20 Field Goals: 20 (2-30) Dean Tolson vs. Texas A&M (03/02/74)

RECORD: 20 (20-30) Dean Tolson vs. Texas A&M (03/02/74)

• FIELD GOALS ATTEMPTED •

Attempted 20 Field Goals: 20 (8-20) JD Notae at LSU (01/13/21)

Attempted 25 Field Goals: 25 (10-25) Moses Moody at Alabama (01/16/21)

RECORD: 30 (20-30) Dean Tolson vs. Texas A&M (03/02/74)

• FIELD GOAL PERCENTAGE •

Shot 100% FG (Min. 7 att): Daniel Gafford (7-7) at Texas Tech (01/26/19)

RECORD (min 8 att): 100% 8x - Best: Daryll Saulsberry (10-10) 1975

• 3-POINTERS MADE •

Made 7 3-pointers: 8 (8-11) Mason Jones at Texas A&M (03/07/20)

Made 10 3-pointers: 10 (10-13) by Isaiah Joe vs. FIU (12/01/18)

Made 11-Plus 3-pointers: 13 (13-17) by Rotnei Clarke vs. Alcorn State (11/13/09)

RECORD: 13 (13-17) by Rotnei Clarke vs. Alcorn State (11/13/09) (SEC record)

• 3-POINTERS ATTEMPTED •

Attempted 15 3-Pointers: 15 (6-15) Isaiah Joe at Texas A&M (03/07/20)

Attempted 20 3-Pointers: 24 (10-24) Pat Bradley vs. North Texas (12/30/98)

RECORD: 24 (10-24) Pat Bradley vs. North Texas (12/30/98) (SEC record)

• FREE THROWS MADE •

Made 10 Free Throws: 12 Mason Jones (12-14) vs LSU (03/04/20)

Made 15 Free Throws: 18 (18-21) Mason Jones vs Mississippi State (02/15/20)

Made 20 Plus Free Throws: 22 (22-24) Martin Terry vs. Texas A&M (01/22/72)

RECORD: 22 (22-24) by Martin Terry vs. Texas A&M (01/22/72)

• FREE THROWS ATTEMPTED •

Attempted 15 Free Throws: 15 (12-15) Mason Jones vs Tennessee (02/26/20)

Attempted 20 Free Throws: 21 (18-21) Mason Jones vs Miss State (02/15/20)

Attempted 24 Plus Free Throws: 24 (22-24) Martin Terry vs. Texas A&M (01/22/72)

RECORD: 24 (22-24) Martin Terry vs. Texas A&M (01/22/72)

• FREE THROW PERCENTAGE •

Shot 100% FT (min 10 att): 12-12 Isaiah Joe vs Tennessee (02/26/20)

RECORD (min. 11 att): 9x - Best: Tommy Boyer (18-18) in 1963

• REBOUNDS •

Grabbed 10-14 Rebounds: 10 Jaylin Williams at LSU (01/13/21)

Grabbed 15-20 Rebounds: 17 Justin Smith vs Oral Roberts (12/20/20)

Grabbed 20-Plus Rebounds: 23 Nick Davis vs. Jackson State (11/21/97)

RECORD: 23 by Nick Davis vs. Jackson State (11/21/97)

• **Grabbed 10 Offensive Rebounds: 10 Justin Smith vs Oral Roberts (12/20/20)**

• **Grabbed 14 Defensive Rebounds: 14 Connor Vanover vs North Texas (11/28/20)**

• ASSISTS •

Had 10 Assists: 10 by Jalen Tate vs Georgia (01/09/21)

Had 15 Assists: 15 by Dontell Jefferson vs. Portland State (11/18/05)

RECORD: 15 by Dontell Jefferson vs. Portland State (11/18/05)

• STEALS •

Had 5 Steals: 5 Isaiah Joe vs Texas Southern (11/19/19)

Had 6-7 Steals: 6 Isaiah Joe at Georgia Tech (11/25/19)

Had 8-9 Steals: 9 Robert Shepard at Arizona (12/06/92)

RECORD: 9 by Robert Shepard at Arizona (12/06/92)

• BLOCKED SHOTS •

Had 5 Blocks: 5 Adrio Bailey vs Valpo (12/21/19)

Had 6-9 Blocks: 6 Connor Vanover vs North Texas (11/28/20)

Had 10 Blocks: 10 Steven Hill vs. Texas State (12/06/05)

RECORD: 10 Steven Hill vs. Texas St. (12/06/05) & Oliver Miller vs. Texas (02/04/90)

• TURNOVERS •

Committed 5-9 Turnovers: 5 Jalen Tate at Tennessee (01/06/21)

Committed 10 Plus Turnovers: 10 Courtney Fortson at South Carolina (02/21/09)

• MINUTES PLAYED •

38 Minutes (Regulation): 38:29 Moses Moody (01/02/21)

39 Minutes (Regulation): 39:31 Isaiah Joe at Georgia (02/29/20)

40 Minutes (Regulation): Jimmy Whitt Jr. at LSU (01/08/20) & vs TCU (01/25/20)

40 Minutes (OT): 40:00 Jimmy Whitt Jr., at Missouri (02/08/20)

45 Plus Minutes: 47 by BJ Young vs. Auburn (01/16/13)

• MISCELLANEOUS •

2 Players Scored 20+ Pts In Same Game: Moses Moody (25) & Davonte Davis (20) vs Georgia (01/09/21)

3 Players Scored 20+ Pts in Same Game: at Georgia (02/29/20)

Mason Jones (26), Isaiah Joe (26) & Desi Sills (21)

2 Players Scored 20+ Pts In Back-To-Back Gms: Jones (37/26) & Joe (22/26)

vs. Tennessee (02/26/20) and at Georgia (02/29/20)

2 Players Scored 20+ Pts In 3 Straight: Jones (41/20/21) & Joe (20/21/24)

vs Tulsa (12/14/19), Valpo (12/21/19) and Indiana (12/29/19)

8 Players Scored in Double Digits: Mississippi Valley State (11/25/20)

Vanover (25), Sills (19), Moody (16), Jackson (15), Robinson (15), Smith (13), Notae (13), Tate (12)

Scored 20 or More Points in Five-Plus Consecutive Games: (5) by Mason Jones

37, 26, 36, 30, 22 (02/26/20 to 03/11/20)

Scored 20 or More Points in 10-Plus Consecutive Games: (11) by Todd Day

20, 23, 26, 26, 22, 31, 23, 21, 27, 21, 20 (12/01/90 to 01/12/91)

Scored 30 or More Points in 3 Straight Games: Mason Jones (only Razorback)

34 vs. S. Carolina (01/29/20), 30 at Alabama (02/01/20), 40 vs Auburn (02/04/20)

Most Points in Back-To-Back Games: 82 by Martin Terry

35 at TCU (02/20/73) and 47 vs. SMU (02/24/73)

Consecutive Free Throws Made: 48 by Ricky Medlock (20 gms; 12/21/74 to 03/04/75)

Double-Double: Pts/Rebs: Moses Moody (18 & 10) vs Missouri (01/02/21)

Double-Double: Pts/Assists: Jalen Tate (15 & 10) vs Georgia (01/09/21)

Two Players with Double-Double in Same Game: vs Oral Roberts (12/20/20)

Justin Smith (22 pts, 17 rebs) and Desi Sills (16 pts, 10 rebs)

Had 5-Plus Assists in 5-Plus Consecutive Games: (6) by Jalen Harris

11, 6, 10, 12, 7, 10 (11/21/81 thru 12/15/18)

Had 10 or More Assists in Back-to-Back Games: Jalen Harris

10 vs. FIU (12/01/18) and 12 at Colorado State (12/05/18)

Three-Plus Players with 5-Plus Assists in a Game: vs. Montana State (11/21/18)

Jalen Harris (11), Isaiah Joe (5) and Desi Sills (5)

Had 5 or More Steals in Back-to-Back Games: Ronnie Brewer

5 vs. Western Illinois (01/01/06) and 5 vs. Mississippi State (01/07/06)

LAST TIME AN OPPONENT PLAYER...

• SCORING •

Scored 25 Points: 25 Jeremiah Tilmon (02/01/21)

Scored 30 Points: 30 Saben Lee vs Vanderbilt (03/11/20)

Scored 40 Points: 45 Jodie Meeks vs. Kentucky (02/14/09)

Scored 50 Points: 56 Oscar Robertson vs. Cincinnati (03/15/58) **(on record)**

• FIELD GOALS MADE •

Made 15 Field Goals: 17 (17-24) Jodie Meeks vs. Kentucky (02/14/09)

Made 20 Field Goals: 21 Oscar Robertson vs. Cincinnati (03/15/58) **(on record)**

• FIELD GOALS ATTEMPTED •

Attempted 20 Field Goals: 22 (11-22) Braden Shackelford at Alabama (02/01/20)

Attempted 25 Field Goals: 28 (11-28) Devan Downey vs. South Carolina (02/17/10)

• FIELD GOAL PERCENTAGE •

Shot 100% FG (Min. 7 att): Adam Wing (8-8) vs. Evansville (12/08/15)

• 3-POINTERS MADE •

Made 7 3-pointers: 7 (7-15) Tyler Hall vs. Montana State (11/21/18)

Made 10 3-pointers: 10 (10-19) Lance Weems at Auburn (01/06/96)

• 3-POINTERS ATTEMPTED •

Attempted 15 3-pointers: 15 (7-15) Tyler Hall vs. Montana State (11/21/18)

Attempted 20 3-pointers: 22 (5-22) Jeff Fryer vs. Loyola Marymount (03/16/89)

• FREE THROWS MADE •

Made 10 Free Throws: 12 (12-15) Xavier Pinson (01/02/21)

Made 15 Free Throws: 15 (15-17) Keyontae Johnson at Florida (02/18/20)

• FREE THROWS ATTEMPTED •

Attempted 15 Free Throws: 15 (12-15) Xavier Pinson (01/02/21)

Attempted 20 Free Throws: 24 (18-24) Frank Williams vs. Illinois (12/08/01)

• FREE THROW PERCENTAGE •

Shot 100% FT (min 10 att): 14-14 Grant Williams at Tennessee (01/15/19)

• REBOUNDS •

Grabbed 15-19 Rebounds: 18 Kevin Samuel vs TCU (01/25/20)

Grabbed 20 Rebounds: 20 Antonio McDyess vs. Alabama (03/11/95)

• Grabbed 10 Offensive Rebounds: 11 Tyler Davis at Texas A&M (01/30/18)

• Grabbed 10 Defensive Rebounds: 11 Kevin Samuel vs TCU (01/25/20)

• ASSISTS •

Had 10 Assists: 11 Tremont Waters vs. LSU (01/12/19)

Had 13 Assists: 13 Chuck Evans at Mississippi State (01/27/93) **(on record)**

• STEALS •

Had 5 Steals: 6 Alpha Diallo at Providence (03/19/19)

Had 8 Steals: 8 Terry Conerway vs. Texas State (12/21/02)

• BLOCKED SHOTS •

Had 6-9 Blocks: 7 Stefan Moody at Ole Miss (02/13/16)

Had 10 Plus Blocks: 10 P.J. Roberson vs. Grambling State (11/26/11)

• TURNOVERS •

Committed 5-9 Turnovers: **6 Trendon Watford at LSU (01/13/21)**
Committed 10 Plus Turnovers: 12 Devin Gibson vs. UTSA (12/12/07)

LAST TIME ARKANSAS HIGHS...

• SCORING •

Scored 100-119 Points: 104 vs. Oral Roberts (12/19/17)
Scored 120-Plus Points: 142 vs. Mississippi Valley State (11/25/20)
Scored 50 Points in 1st Half: 61 vs Miss Valley State (11/25/20)
Scored 50 Points in 2nd Half: 56 vs Georgia (01/09/21)
Scored 60 or More Points in a Half: 61 (1st) vs. Miss Valley State (11/25/20)
Scored 70 or More Points in a Half: 71 (1st) vs. Alcorn (11/13/09)
Scored 80 or More Points in a Half: 81 (2nd) vs. Miss Valley State (11/25/20)
Most Points in a Half: 88 (2nd) vs. U.S. International (12/09/89)

• FIELD GOALS MADE •

Made 30 Field Goals: **36 (36-69) vs Georgia (01/09/21)**
Made 40 Field Goals: 40 (40-76) vs Central Arkansas (12/12/20)
Made 50 Field Goals: 57 (57-99) vs. Troy (12/10/96)
RECORD: 68 (68-101) vs. U.S. International (12/09/89)

• FIELD GOALS ATTEMPTED •

Attempted 70 Field Goals: **76 (26-76) at LSU (01/13/21)**
Attempted 80 Field Goals: 86 (48-86) vs Miss Valley State (11/25/20)
Attempted 90 Field Goals: 99 (57-99) vs. Troy (12/10/96)
Attempted 100 Field Goals: 101 (68-101) vs. US International (12/09/89)
RECORD: 101 (68-101) vs. U.S. International (12/09/89)

• FIELD GOAL PERCENTAGE •

Shot 60% FG: 60.9 (42-69) vs. FIU (12/01/18)
Shot 70% or Better FG: 72.7 (32-44) vs. Alabama State (12/21/83)
RECORD: 79.4 (27-34) vs. Texas Tech (1979)

• 3-POINTERS MADE •

Made 15 3-pointers: 16 (16-24) vs. Mississippi State (01/09/16)
Made 20 3-pointers: 20 (20-40) vs Miss Valley State (11/25/20)
RECORD: 21 (21-37) vs. Troy (12/10/96)

• 3-POINTERS ATTEMPTED •

Attempted 25 3-pointers: **28 (7-28) vs Missouri (01/02/21)**
Attempted 30 3-pointers: 31 (8-31) at LSU (01/13/21)
Attempted 40 3-pointers: 40 (20-40) vs Miss Valley State (11/25/20)
RECORD: 54 (19-54) vs. North Texas (12/30/98)

• 3-POINT PERCENTAGE •

Shot 50% 3PT FG (min. 15 att): **57.1 (12-21) vs Georgia (01/09/21)**
Shot 60% or Better 3PT FG (min. 15 att): 61.1 (11-18) at Vanderbilt (03/06/19)
RECORD (min. 15 att): 66.7 (16-24) vs. Mississippi State (01/09/16)

• FREE THROWS MADE •

Made 20 Free Throws: **23 (23-34) vs Missouri (01/02/21)**
Made 30 Free Throws: 36 (36-54) vs LSU (03/04/20)
Made 40 Free Throws: 41 (41-49) at Kentucky (01/25/92)
RECORD: 48 (48-53) vs. Ole Miss (01/17/04)

• FREE THROW ATTEMPTS •

Attempted 40 Free Throws: 40 (26-40) vs South Carolina (01/29/20)
Attempted 50 Free Throws: 54 (36-54) vs LSU (03/04/20)
Attempted 60 Free Throws: 65 vs. TCU (1955)
RECORD: 65 vs. TCU (1955)

• FREE THROW PERCENTAGE •

Shot 80% FT (min. 10 att): **80.0 (24-30) vs Abilene Christian (12/22/20)**
Shot 90% or Better FT (min. 10 att): 94.4 (17-18) at LSU (01/08/20)
RECORD (min 10 att): 100 3x - Best 16-16 at Kentucky (02/27/14)

• REBOUNDS •

Grabbed 40 Rebounds: **40 vs Georgia (01/09/21)**
Grabbed 50 Rebounds: 54 vs Lipscomb (12/05/20)
Grabbed 55-Plus Rebounds: 58 vs Oral Roberts (12/20/20)
RECORD: 77 vs. Jackson State (01/22/02)

• ASSISTS •

Had 25 Assists: **26 vs Central Arkansas (12/12/20)**
Had 30 Assists: 32 vs. Jackson State (11/22/96)
Had 40 Assists: 40 vs. Troy (12/10/96)
RECORD: 47 vs. U.S. International (12/09/89)

• STEALS •

Had 15 Steals: 15 at Georgia Tech (11/25/19)
Had 20 Steals: 24 vs. Maryland-Eastern Shore (01/02/01)
Had 25 Steals: 26 vs. Louisiana-Monroe (11/25/00)
RECORD: 26 vs. Louisiana-Monroe (11/25/00)

• BLOCKED SHOTS •

Had 10 Blocks: 10 vs Texas Southern (11/19/19)
Had 13 Blocks: 14 vs. Georgia (01/29/19)
Had 15 Blocks: 15 vs. South Alabama (12/30/91)
RECORD: 18 vs. Missouri (12/05/95)

• MOST TURNOVERS •

Had 20 Turnovers: **20 at Tennessee (01/206/21)**
Had 25 Turnovers: 25 at South Carolina (02/21/09)
Had 30 Turnovers: 32 vs. Providence (11/16/07)
RECORD: 32 vs. Providence (11/16/07)

• FOULS •

Committed 25 Fouls: **28 vs Missouri (01/02/21)**
Committed 30 Fouls: 32 at Missouri (02/08/20)
RECORD: 38 vs. Missouri (12/04/61)

LAST TIME ARKANSAS LOWS...

• SCORING •

Held to 40-45 Points: 43 at Florida (01/22/11)
Held to 46-49 Points: 46 at Mississippi State (02/09/16)
Held to 50-55 Points: 50 vs. Florida (03/14/19)
Held to 56-59 Points: 59 at Alabama (01/16/21)
Held to 19 Points or Less in a Half: 19 (1st half) at Alabama (01/16/21)

• FIELD GOALS •

Held to Below 20 Field Goals Made: 15 (15-49) at Tennessee (02/11/20)

• FIELD GOAL PERCENTAGE •

Held to 20-29% FG: **26.8 (19-71) vs Missouri (01/02/21)**
Held to 30-35% FG: .333 (19-57) vs Kentucky (01/18/20)

• 3-POINTERS •

Did not Make a 3-pointer: 0 (0-2) at Texas (01/07/89)
Held to 1-4 3-PT FG Made: 4 (4-17) at Alabama (01/16/21)
Attempted Single-Digit 3-pointers: 9 (6-9) vs TCU (01/25/20)

• 3-POINT PERCENTAGE •

Shot 10% or Worse 3PT FG: 10.0 (1-10) at Mississippi State (02/09/16)
Shot 11-19% 3PT FG: 16.7 (3-18) vs Northern Kentucky (11/29/19)

• FREE THROWS •

Made Single Digit Free Throws: **8 (8-10) at Tennessee (01/06/21)**
Attempted Single Digit Free Throws: 9 (8-9) vs Central Arkansas (12/12/20)

• FREE THROW PERCENTAGE •

Shot 40-49% FT: **47.1 (8-17) vs Southern (12/09/20)**
Shot Below 40% FT: 26.7 (4-15) at Texas A&M (01/09/13)

• REBOUNDING •

Had 19 or Fewer Rebounds: 19 at Missouri (03/05/13)
Had 20-25 Rebounds: 25 at Texas A&M (03/07/20)

• ASSISTS •

Held to 6 Assists or less: 6 at Tennessee (02/11/20)

• STEALS •

Had No Steals: *None on record*
Had 1 Steal: 1 vs Florida (03/09/18)
Had 2-4 Steals: 2 at Tennessee (01/06/21)

• BLOCKED SHOTS •

Had No Blocked Shots: 0 vs Missouri (1/23/19)

• FEWEST TURNOVERS •

Had 1-4 Turnovers: 4 vs Georgia (01/29/19)
Had 5-9 Turnovers: 9 vs Missouri (01/02/21)

• FOULS •

Had Single Digit Fouls: 9 vs LSU (02/17/07)

ARKANSAS MISCELLANEOUS...

Played in an OT game:	02/08/20 at Missouri	L, 79-83 (OT)
Played in a 2OT game:	01/23/18 at Georgia	W, 80-77 (2 OT)
Played in a 3OT game:	02/09/80 vs. Houston	L, 90-84 (3 OT)
Beat AP team ranked 21-25:	03/09/18 vs. #23 Florida (SEC)	W, 80-72
Beat AP team ranked 16-20:	02/02/19 at #19 LSU	W, 90-89
Beat AP team ranked 11-15:	02/27/18 vs. #14 Auburn	W, 91-82
Beat AP team ranked 6-9:	12/30/17 vs. #9 Tennessee	W, 95-93 (OT)
Beat AP team ranked 2-5:	01/27/16 vs. #5 Texas A&M	W, 74-71
Beat AP team ranked #1:	02/12/84 vs. #1 North Carolina (PB)	W, 65-64
Beat AP Top 25 team on road:	02/02/19 at #19 LSU	W, 90-89
Beat AP Top 10 team on road:	02/09/94 at #4 Kentucky	W, 90-82

LAST TIME AN OPPONENT HIGHS...

• **SCORING** •

Scored 100 Points: 106 at Tennessee (01/15/19)
Scored 110 Points: 117 at Ole Miss (12/10/73)
Scored 50 Points in 1st Half: 55 at Tennessee (01/15/19)
Scored 50 Points in 2nd Half: 56 vs LSU (03/04/20)
Scored 60 or More Points in a Half: 60 (1st half) vs. Alabama (0228/96)

• **FIELD GOALS MADE** •

Made 30 Field Goals: 31 (31-64) at Alabama (01/16/21)
Made 40 Field Goals: 40 (40-68) by Texas (01/05/10)
Made 45 Field Goals: 45 (45-80) vs. Pittsburgh (12/29/86)

• **FIELD GOALS ATTEMPTED** •

Attempted 70 Field Goals: 70 (31-70) vs LSU (03/04/20)
Attempted 80 Field Goals: 83 (31-83) by FIU (12/01/018)

• **FIELD GOAL PERCENTAGE** •

Shot 60% FG: 61.1 (15-23) vs. Auburn (02/17/16)
Shot 65% FG: 67.7 (4-65) vs. North Carolina (03/23/08)
Shot 69% FG: 69.8 (37-53) at Auburn (01/14/95)

• **3-POINTERS MADE** •

Made 15 3-pointers: 15 (15-36) at Alabama (01/16/21)
Made 17 3-pointers: 17 (17-33) at Auburn (02/20/19)

• **3-POINTERS ATTEMPTED** •

Attempted 25 3-pointers: 29 (15-29) at Auburn (12/30/20)
Attempted 30 3-pointers: 31 (8-31) vs Auburn (02/04/20)
Attempted 35 3-pointers: 36 (15-36) at Alabama (01/16/21)

• **3-POINT PERCENTAGE** •

Shot 50% 3PT FG (min 15 att): 51.7 (15-29) at Auburn (12/30/19)
Shot 60% or Better 3PT FG (min 15 att): 62.7 (10-15) at South Carolina (02/09/19)

• **FREE THROWS** •

Made 20 Free Throws: 20 (20-26) at Tennessee (01/06/21)
Made 30 Free Throws: 34 (34-44) at Missouri (02/08/19)
Made 40 Free Throws: 40 (40-50) vs. UMass (11/25/94)

• **FREE THROW ATTEMPTS** •

Attempted 35 Free Throws: 39 (26-39) vs Missouri (01/02/21)
Attempted 40 Free Throws: 44 (34-44) at Missouri (02/08/18)
Attempted 50 Free Throws: 50 (39-50) vs. South Carolina (03/11/04)

• **FREE THROW PERCENTAGE** •

Shot 80% FT (min. 10 att): .840 (21-25) at Florida (02/18/20)
Shot 90% or Better FT (min. 10 att): .962 (25-26) at Ole Miss (01/11/20)

• **REBOUNDING** •

Grabbed 45 Rebounds: 48 at LSU (01/13/21)
Grabbed 50 Rebounds: 51 vs Missouri (01/02/21)
Grabbed 55-Plus Rebounds: 56 vs. Georgia (01/29/19)
Grabbed 20 Offensive Rebounds: 23 at LSU (01/08/20)

• **ASSISTS** •

Had 25 Assists: 25 vs. Louisville (11/17/09)
Had 30 Assists: 30 at UAB (01/27/90)

• **STEALS** •

Had 15 Steals: 15 at LSU (02/24/10)
Had 18 Steals: 18 vs. Alcorn State (12/02/95)

• **BLOCKED SHOTS** •

Had 10 Blocks: 10 at Tennessee (01/22/14)
Had 13 Blocks: 13 at Mississippi State (01/14/10)

• **MOST TURNOVERS** •

Had 20 Turnovers: 21 vs Georgia (01/09/21)
Had 25 Turnovers: 27 vs Rice (11/05/19)
Had 30 Turnovers: 30 vs. Louisiana-Monroe (12/31/04)

• **FOULS** •

Committed 30-plus Fouls: 35 vs LSU (03/04/20)
RECORD: 36 vs. Centenary (12/04/82)

LAST TIME AN OPPONENT LOWS

• **SCORING** •

Held to 30-39 Points: 33 vs. Vanderbilt (01/12/13)
Held to 40-45 Points: 44 vs Southern (12/09/20)
Held to 46-49 Points: 46 vs Montana (11/16/19)
Held to 50-55 Points: 50 vs Lipscomb (12/05/20)
Held to 56-59 Points: 55 vs Vanderbilt (01/15/20)
Held to 19 Points or Less in a Half: 18 vs Montana (11/16/19)

• **FIELD GOAL PERCENTAGE** •

Held to 21% or Worse FG: .2097 (13-62) vs. Jackson State (11/22/02)
Held to 20-29% FG: .286 (18-63) vs Southern (12/09/19)
Held to 30-35% FG: .319 (23-72) vs Miss Valley State (11/25/20)

• **3-POINTERS** •

Did not Make a 3-pointer: 0 (0-10) by Mississippi State (02/07/15)
Held to 1 3-PT FG Made: 1 (1-13) vs Southern (12/09/20)
Held to 2-4 3-PT FG Made: 4 (4-17) vs Tennessee (02/26/20)
Held to 5-7 3-PT FG Made: 5 (7-19) at LSU (01/13/21)

• **3-POINT PERCENTAGE** •

Shot 10% or Worse 3PT FG: 7.7 (1-13) vs Southern (12/09/20)
Shot 11-19% 3PT FG: 15.4 (2-13) vs North Texas (11/28/20)

• **FREE THROWS** •

Made 1-5 Free Throws: 3 (3-6) vs Miss Valley State (11/25/20)
Made 6-9 Free Throws: 7 (7-10) vs Southern (12/09/20)

• **FREE THROW ATTEMPTS** •

Attempted Single Digit Free Throws: 7 (3-6) vs Miss Valley State (11/25/20)

• **FREE THROW PERCENTAGE** •

Shot 40-49% FT: 47.4 (9-19) vs. Auburn (02/17/16)
Shot Below 40% FT: 38.1 (8-21) vs. Texas State (12/22/18)

• **REBOUNDING** •

Had 19 or Fewer Rebounds: 19 vs. Missouri-Kansas City (12/02/06)
Had 20-25 Rebounds: 25 at Texas Tech (01/26/19)

• **ASSISTS** •

Held to Single Digit Assists: 5 vs Southern (12/09/20)

• **STEALS** •

Had No Steals: 0 vs Vanderbilt (01/15/20)
Had 1 Steal: 1 at Florida (01/17/18)
Had 2-4 Steals: 3 vs Missouri (01/02/21)

• **BLOCKED SHOTS** •

Had No Blocked Shots: 0 (3x in 2020-21) vs Lipscomb / Southern / Georgia

• **FEWEST TURNOVERS** •

Had Single Digit Turnovers: 5 at Tennessee (01/06/21)

• **FOULS** •

Had Single Digit Fouls: 8 at Michigan (12/08/12)
Committed 10-14 Fouls: 12 vs Central Arkansas (12/12/20)

RAZORBACK SPEED CHART



JUSTIN SMITH

0 F • Gr. Sr. • 6-7 • 230
Buffalo Grove, Ill.



Injured at Auburn, ankle surgery 1/1 & returned at Bama (1/16) 70 points shy of 1,000 - 16 rebs shy of 500 • 5 career Double-Doubles ... Double-Double vs ORU w/ 22 pts and career-high 17 rebs ... Added 10-reb vs ACU ... Led Arkansas with 18 pts vs North Texas ... 11th-best Graduate Transfer by TheStadium.com

Year	GP	GS	Min	Avg	FG	FGA	Pct	3FG	3FGA	Pct	FT	FTA	Pct	Off	Def	Tot	Avg	PF	FO	Ast	TO	Blk	Stl	Pts	Avg
2020-21	10	10	257	25.7	44	98	.449	2	13	.154	19	34	.559	32	33	65	6.5	19	0	10	18	6	11	109	10.9
CAREER	108	83	2557	23.7	375	751	.499	22	93	.237	158	257	.615	198	286	484	4.5	227	2	74	167	41	71	930	8.6

CAREER HIGHS

PTS: 24 (2x) last vs Western Illinois (11/05/19)
REB: 17 vs Oral Roberts (12/20/20)
AST: 4 vs Ohio State (01/11/20)
STL: 3 (7x) last vs Miss Valley (11/25/20)
BLK: 3 at Michigan State (02/02/19)



JD NOTAE

1 G • R-Jr. • 6-1 • 195
Covington, Ga.



Scored 1,000th career point vs UCA, scoring a game-high 22 points with 6 assists, 3 steals, 1 TO ... 5 career Double-Doubles including a Triple-Double ... Has led team in scoring 4x ... SEC Rank: 4th in total 3's made, 6th in total FG Made, 8th in FT made ... 29th-best "Sit-Out" Transfer in the Nation by ESPN.com

Year	GP	GS	Min	Avg	FG	FGA	Pct	3FG	3FGA	Pct	FT	FTA	Pct	Off	Def	Tot	Avg	PF	FO	Ast	TO	Blk	Stl	Pts	Avg
2020-21	14	0	321	22.9	70	169	.414	28	84	.333	44	58	.759	9	35	44	3.1	28	1	29	31	7	18	212	15.1
CAREER	74	51	2132	28.8	406	972	.418	139	399	.348	190	262	.725	66	306	372	5.0	164	7	192	209	35	119	1141	15.4

CAREER HIGHS

PTS: 40 vs Florida Memorial (11/21/18)
REB: 14 Stetson (01/30/19)
AST: 10 at Kennesaw State (01/09/19)
STL: 5 (2x) last Florida Gulf Coast (02/02/19)
BLK: 3 (4x) last at Oral Roberts (12/20/20)



VANCE JACKSON JR.

2 F • Gr. Sr. • 6-9 • 238
Pasadena, Calif.



Scored 1,000th career point and grabbed his 500th career rebound in season opener vs Miss Valley with 15 (4-6 3PT) ... 8 career Double-Doubles ... Had nine rebs at UT and seven at LSU ... Rated the 8th-best Graduate Transfer in the Nation by CBSSports.com

Year	GP	GS	Min	Avg	FG	FGA	Pct	3FG	3FGA	Pct	FT	FTA	Pct	Off	Def	Tot	Avg	PF	FO	Ast	TO	Blk	Stl	Pts	Avg
2020-21	14	3	233	16.6	26	75	.347	16	48	.333	8	13	.615	9	37	46	3.3	14	0	14	10	2	6	76	5.4
CAREER	106	68	2711	25.6	343	830	.413	173	492	.352	207	308	.672	107	433	540	5.1	199	3	179	191	20	79	1066	10.1

CAREER HIGHS

PTS: 30 vs Fresno State (02/02/19)
REB: 13 (2x) last vs Fresno State (02/02/19)
AST: 7 vs Nevada (01/05/19)
STL: 4 vs Wyoming (03/03/19)
BLK: 2 (2x) last vs Nevada (02/18/20)



DESI SILLS

3 G • Jr. • 6-2 • 200
Jonesboro, Ark.



Preseason All-SEC second team by the coaches ... 1st career Double-Double vs ORU (16 pts and career-high 10 rebs) ... Leads team and SEC in steals (22) - 10th in SEC in steals/gm (1.57) ... Team highs at Auburn with career-high 23 points and six rebounds ... 10th in the SEC in total minutes

Year	GP	GS	Min	Avg	FG	FGA	Pct	3FG	3FGA	Pct	FT	FTA	Pct	Off	Def	Tot	Avg	PF	FO	Ast	TO	Blk	Stl	Pts	Avg
2020-21	14	12	379	26.9	54	120	.450	18	51	.353	32	46	.696	16	38	54	3.9	28	0	27	19	4	22	158	11.3
CAREER	80	44	1949	24.4	226	520	.435	94	257	.366	131	194	.675	48	144	192	2.4	192	6	124	116	9	73	677	8.5

CAREER HIGHS

PTS: 23 at Auburn (12/30/20)
REB: 10 vs Oral Roberts (12/20/20)
AST: 6 vs FIU (12/01/18)
STL: 4 (2x) last vs UT Arlington (12/02/20)
BLK: 1 (9x) last at Auburn (12/30/20)



DAVONTE "DEVO" DAVIS

4 G • Fr. • 6-3 • 180
Jacksonville, Ark.



Led team w/ 14 pts & added 7 rebs in 16 min vs Southern ... Made 4 "game-winning" plays during 10-0 run at Auburn, including FG to cap the run ... Earned 1st career start vs Mizou (1/2) ... Started vs UGA & had 20 pts, 7 reb and 6 assists ... 2020 Arkansas Democrat-Gazette Boys Player of the Year ... 4-time All-State

Year	GP	GS	Min	Avg	FG	FGA	Pct	3FG	3FGA	Pct	FT	FTA	Pct	Off	Def	Tot	Avg	PF	FO	Ast	TO	Blk	Stl	Pts	Avg
2020-21	12	3	194	16.2	25	57	.439	2	5	.400	10	14	.714	13	24	37	3.1	22	0	17	12	1	13	62	5.2

CAREER HIGHS

PTS: 20 vs Georgia (01/09/21)
REB: 7 (2x) vs Georgia (01/09/21)
AST: 6 vs Georgia (01/09/21)
STL: 3 vs Missouri (01/02/21)
BLK: -



MOSES MOODY

5 G • Fr. • 6-6 • 205
Little Rock, Ark.



On Athletics' African American Student-Athlete Leadership Council and SAAC • Only Hog to make a 3-PT FG all 14 gms ... SEC Fresh of the Week (12/7) ... Leads team and ranks 6th in the SEC in scoring ... 1st career double-double vs Mizou (1/2) ... Had 25 vs UGA and 28 at Bama ... 37th-best incoming freshman in the nation.

Year	GP	GS	Min	Avg	FG	FGA	Pct	3FG	3FGA	Pct	FT	FTA	Pct	Off	Def	Tot	Avg	PF	FO	Ast	TO	Blk	Stl	Pts	Avg
2020-21	14	14	459	32.8	78	176	.443	28	72	.389	62	76	.816	35	47	82	5.9	31	0	23	18	7	17	246	17.6

CAREER HIGHS

PTS: 28 at Alabama (01/16/21)
REB: 10 vs Missouri (01/02/21)
AST: 3 vs Lipscomb (12/05/20)
STL: 3 (2x) last vs North Texas (11/28/20)
BLK: 2 vs Abilene Christian (12/22/20)



JAYLIN WILLIAMS

10 F • Fr. • 6-10 • 245
Fort Smith, Ark.



Leads team with 8 charges taken ... 1st career start at Tennessee and was 3-of-3 FG ... Led Arkansas with 10 rebounds vs MVSU and at LSU, had 9 vs UGA ... Rated the 56th-best incoming freshman in the nation and the 9th-best center by Rivals.com ... 2020 Gatorade Arkansas Player of the Year

Year	GP	GS	Min	Avg	FG	FGA	Pct	3FG	3FGA	Pct	FT	FTA	Pct	Off	Def	Tot	Avg	PF	FO	Ast	TO	Blk	Stl	Pts	Avg
2020-21	12	2	170	14.2	14	26	.538	4	12	.333	8	10	.800	16	37	53	4.4	20	1	7	15	10	6	40	3.3

CAREER HIGHS

PTS: 9 vs Mississippi Valley State (11/25/20)
REB: 10 (2x) last at LSU (01/13/21)
AST: 1 vs Mississippi Valley State (11/25/20)
STL: 1 vs UT Arlington (12/02/20)
BLK: 2 (2x) last vs Missouri (01/02/21)



JALEN TATE

11 G • Gr. Sr. • 6-6 • 175
Pickerington, Ohio



Scored 1,000th career point vs UCA • 3 rebounds shy of 400 • Dished out assist #300 vs Lipscomb. 4 career Double-Doubles (2 at ARK: 17 pts and career-high 11 assists vs UCA - 15 & 10 vs UGA) ... 4th in the SEC in assists/gm; 4th in A-TO ratio ... 5th-best Graduate Transfer in the Nation by NBCSports.com

Year	GP	GS	Min	Avg	FG	FGA	Pct	3FG	3FGA	Pct	FT	FTA	Pct	Off	Def	Tot	Avg	PF	FO	Ast	TO	Blk	Stl	Pts	Avg
2020-21	14	14	383	27.4	58	111	.523	11	32	.344	18	26	.692	16	39	55	3.9	40	1	62	39	3	14	145	10.4
CAREER	107	96	2767	25.9	414	822	.504	50	173	.289	217	349	.622	93	304	397	3.7	324	7	347	222	56	143	1095	10.2

CAREER HIGHS

PTS: 31 vs IUPUI (02/14/20)
REB: 12 at Green Bay (01/31/20)
AST: 11 vs Central Arkansas (12/20/20)
STL: 6 vs IUPUI (02/14/20)
BLK: 3 (3x) last at Detroit Mercy (03/06/19)



KHALEN "KK" ROBINSON

12 G • Fr. • 6-0 • 175
Little Rock, Ark.



• Had surgery on his right foot on Jan. 10 and will miss the rest of the 2020-21 season.
• Rated the 36th-best incoming freshman in the nation and the 7th-best combo guard by 247Sports.com
• 2020 MaxPreps Virginia All-State first team

Year	GP	GS	Min	Avg	FG	FGA	Pct	3FG	3FGA	Pct	FT	FTA	Pct	Off	Def	Tot	Avg	PF	FO	Ast	TO	Blk	Stl	Pts	Avg
2020-21	11	0	92	8.4	9	21	.429	5	12	.417	6	8	.750	0	10	10	0.9	16	1	11	6	1	3	29	2.6

CAREER HIGHS

PTS: 15 vs Mississippi Valley State (11/25/20)
REB: 2 vs Mississippi Valley State (11/25/20)
AST: 4 vs Lipscomb (12/05/20)
STL: 1 vs Mississippi Valley State (11/25/20)
BLK: -



ABAYOMI "BAYBE" IYIOLA

22 F • R-Jr. • 6-9 • 230
Atlanta, Ga.



• Pronounced ah-BAH-yum-Mee ... EE-EE-oh-la ... Goes by Baybe (pronounced Bay-bey)
• Had knee (right) surgery in the summer and started practicing with the team in Dec. 26
• Serves on Arkansas' Student-Athlete Advisory Committee

Year	GP	GS	Min	Avg	FG	FGA	Pct	3FG	3FGA	Pct	FT	FTA	Pct	Off	Def	Tot	Avg	PF	FO	Ast	TO	Blk	Stl	Pts	Avg
2020-21	63	39	1325	21.0	274	547	.501	1	11	.091	107	151	.709	162	272	434	6.9	185	6	19	75	58	46	656	10.4

CAREER HIGHS

PTS: 26 at USF (11/28/18)
REB: 13 (3x) last at North Florida (01/15/20)
AST: 2 (2x) last at North Florida (02/26/19)
STL: 4 at Jacksonville (02/13/19)
BLK: 2 (2x) last at North Florida (02/26/19)



CONNOR VANOVER

23 F • R-So. • 7-3 • 247
Little Rock, Ark.



The 44th-best "Sit-Out" Transfer in the Nation by ESPN.com ... Has had at least seven rebounds in seven games this year ... 5th SEC in BLKS (1.71), 10th in SEC in def rebs (4.71) ... Game-high 23 pts w/ 8 reb & 3 BLK vs MVSU ... Career-high 16 boards and 6 blocks vs North Texas.

Year	GP	GS	Min	Avg	FG	FGA	Pct	3FG	3FGA	Pct	FT	FTA	Pct	Off	Def	Tot	Avg	PF	FO	Ast	TO	Blk	Stl	Pts	Avg
2020-21	14	12	248	17.7	37	85	.435	14	43	.326	17	17	1.000	18	66	84	6.0	18	0	7	5	24	8	105	7.5
CAREER	42	27	739	17.6	120	262	.458	41	119	.345	33	41	.805	39	128	167	4.0	56	2	12	23	59	15	314	7.5

CAREER HIGHS

PTS: 24 at Stanford (03/07/19)
REB: 16 vs North Texas (11/28/20)
AST: 2 vs Washington State (03/02/19)
STL: 3 vs Southern (12/09/20)
BLK: 6 (2x) last vs North Texas (11/28/20)



ETHAN HENDERSON

24 F • Jr. • 6-8 • 210
Little Rock, Ark