

2014-15 Schedule/Results 4-4, 0-0 BSC

NOVEMBER (2-2)

15	Pfeiffer (HC)	W, 82-59
17	at Clemson (FSS)	W, 77-74
20	at Savannah State	L, 59-58
24	East Tennessee St.	L, 69-64

DECEMBER (2-2)

1	Savannah State	W, 68-47
3	at Jacksonville St.	L, 79-76 OT
6	at #21 Maryland (ESPN3)	L, 82-62
9	Mars Hill	W, 96-51
17	at Auburn (SEC Network)	9:00 p.m.
19	at SE Louisiana	8:00 p.m.
21	Reinhardt	2:00 p.m.
31	* Longwood	1:00 p.m.

JANUARY (0-0)

3	* High Point	1:00 p.m.
8	* at Presbyterian College	7:30 p.m.
10	* at Gardner-Webb	4:30 p.m.
14	* at UNC Asheville	7:00 p.m.
17	* Radford	1:00 p.m.
22	* at Liberty (ESPN3/MASN)	7:00 p.m.
24	* Campbell (DH)	4:00 p.m.
28	* at Coastal Carolina	7:00 p.m.
31	* at Radford	4:00 p.m.

FEBRUARY(0-0)

2	* Charleston Sou. (ASN)	8:00 p.m.
4	* Liberty	7:00 p.m.
11	* at High Point	7:00 p.m.
14	* Gardner-Webb	1:00 p.m.
18	* UNC Asheville	7:00 p.m.
21	* at Longwood	5:00 p.m.
26	* at Campbell	7:00 p.m.
28	* Presbyterian Col. (ESPN3)	1:00 p.m.

MARCH (0-0)

3-8	# Big South Tournament	TBA
-----	------------------------	-----

* Big South Conference Game
Big South Tournament (Conway, SC)

2014-15 Men's Basketball Game Notes

Winthrop at Auburn

Wednesday, Dec. 17, 2014, 9:00 p.m. (EST)

Auburn, AL

(Auburn Arena)



Radio: 104.1 The Bridge (PBP-Dave Friedman)

Audio Stream: 1041thebridge.com

TV/Stream: SEC Network

Head Coach: Pat Kelsey (3rd Season)

Overall Record: 38-34/Big South Record: 16-16

WINTHROP (4-4, 0-0 BSC) PROBABLE STARTERS

No.	Name	Pos.	Ht.	Yr.	Ppg	Rpg	A	S	B	G/GS
5	Keon Johnson	PG	5-7	So.	11.3	1.4	11	2	0	8/2
10	Keon Moore	G	6-5	R-Sr.	17.3	4.9	9	10	3	8/8
11	Andre Smith	G	5-10	Sr.	9.5	1.9	43	13	1	8/8
31	Tevin Prescott	F	6-5	Jr.	5.9	6.1	1	6	4	8/8
35	Jarad Scott	F	6-8	So.	7.4	4.1	4	3	6	8/7

Off The Bench

0	Duby Okeke	C	6-8	R-Fr.	3.4	1.6	2	1	8	8/0
3	Kellen Blake	G	6-2	Fr.	3.3	0.7	0	2	0	3/0
4	Mitch Hill	SF	6-4	Fr.	3.0	0.7	2	0	0	3/0
12	Xavier Cooks	G/F	6-8	185	3.9	4.7	10	6	9	8/3
15	Derrick Henry	G	6-2	R-Jr.	3.9	1.1	4	3	0	8/4
21	Joseph Lopez	F	6-6	Fr.	3.8	3.3	2	4	1	8/0
23	Larry Brown	F	6-6	Sr.	-	-	-	-	-	-
25	Zach Price	C	6-10	Jr.	-	-	-	-	-	-
32	Freddy Poole	PF	6-8	Fr.	0.0	0.0	0	0	0	3/0
33	Hunter Sadlon	G	6-0	So.	0.0	0.7	2	0	0	3/0
42	Joshua Davenport	F	6-5	So.	4.0	2.8	9	9	2	8/0

Players In Bold/Italics Out For Game

THINGS TO KNOW FOR TONIGHT'S GAME

WINTHROP VERSUS AUBURN

The Eagles face Auburn for the fifth time in history as the Tigers hold a 3-1 lead in the all-time series. Winthrop escaped Auburn Arena with a 74-67 victory in 2012 for its first win against Auburn. The two teams first met Dec. 30, 1996 as the Tigers won 80-55.

Winthrop's first ever NCAA Tournament appearance came in 1999 as it was a 16-seed and squared off against #1 seed Auburn (ranked 4th nationally) and suffered an 80-41 loss. The third meeting came in December of 2005 as the Eagles fell 64-62 in Auburn on a last second basket by Korvotney Barber as his tip-in spoiled the Eagles chances. The Eagles led that game 31-26 at the half and held a 13-point second half lead.

WINTHROP vs. THE SEC

Winthrop's last contest against an SEC opponent was the last time it faced off in Auburn in 2012. Winthrop is 3-22 all-time against the SEC with all three wins coming on the road.

Last 10 SEC Matchups

12-22-12	at Auburn	W, 74-67
12-27-11	at Georgia	L, 92-86 OT
12-22-10	at #13 Kentucky	L, 89-52
11-16-08	at South Carolina	L, 86-63
12-13-07	at Ole Miss	L, 76-71
11-18-06	at Mississippi State	W, 74-63
3-16-06	vs. #18 (2) Tennessee	L, 63-61
12-29-05	at Auburn	L, 64-62
12-14-05	at South Carolina	L, 68-54
12-3-05	at #18 Alabama	L, 60-57

POINT OF SUCCESS

Under head coach Pat Kelsey, the Eagles have almost assured themselves a victory when reaching the 70-point mark. The Eagles are now 25-4 in games they scored 70 or more points since Kelsey took over and 23-1 in games scoring 70 or more in regulation games only.

The last three seasons combined, Winthrop is 4-16 when failing to score 60 or more points.

Since 2004-05, Winthrop is 68-4 in games that it scores 70 or more points at the Winthrop Coliseum.

LAND OF THREE

Eagles are off to another good season behind the arc averaging 8.25 so far in eight games.

Under Kelsey, the Eagles have hit 10 or more threes in a game 13 times and are 8-5 when doing so.

The Eagles are coming off one of the most prolific seasons behind the arc as the team knocked down 272 threes, which is six shy of the school record for triples in a season set by the 2006-07 team.

The 2013-14 team averaged 8.24 threes per game, which is the second best average behind the 1999-2000 squad that made 8.37 per game. The team connected on 10 or more threes in a single-game a school record 11 times.

The Eagles 8.24 average per game ranked 24th nationally as the team finished 10th nationally in three-point field goal percentage (.397). Winthrop came close to the single-game record of threes in a game as it twice connected on 15 in a game. It was the most since December of 2006 when the Eagles hit 15 at 12th-ranked Wisconsin. Over the last 5 seasons Winthrop teams have only hit 10 or more in four total games. Winthrop shot 56 percent from three against the Bulldogs, which was the best percentage when hitting 10 or more since the game against Wisconsin (15-for-25, 60%).

Keon Johnson shot 44 percent from three, while Andre Smith shot .418 behind the arc (6th best in a single-season) and Keon Moore shot 39 percent. All three combined for 199 of the team's 272 threes. No trio in school history has combined for that many threes. Smith finished with a team-high 71 while Johnson and Moore each had 64.

EAGLE EYE VIEW OF THE TEAM

WINTHROP AS A TEAM

- Tonight's game marks the first of three games in six days for the Eagles, who did the same thing the week of Dec. 1-6 (Savannah State, at Jacksonville State, at #21 Maryland)
- Coming off largest margin of victory under Pat Kelsey after defeating Mars Hill by 45 points (96-51)
- This marks the fifth meeting all-time between Winthrop and Auburn as the Tigers lead the series 3-1
- Eagles are 3-22 all-time against SEC opponents
- Winthrop is 2-1 at Auburn and 0-1 on a neutral site
- Winthrop won the previous meeting 74-67 on Dec. 22, 2012
- The first ever meeting in the series came on Dec. 30, 1996 as the Eagles fell 80-55
- These two teams met in the opening round of the 1999 NCAA Tournament in Indianapolis, IN at the RCA Dome as the 16th-seeded Eagles fell 80-41 to #1 seeded Auburn
- It was the Eagles first ever NCAA Tournament appearance and the first of nine
- Eagles have lost 20 of last 26 road games (1-3 this season)
- Eagles are 18-16 against non-conference opponents under Pat Kelsey and 4-12 on the road
- Winthrop's four non-conference road wins under Kelsey have come at Ohio, at Auburn, at ETSU and at Clemson
- In the 16 non-conference road games under Kelsey, the Eagles have averaged 65.1 points per game while allowing 73.4
- Last win in the state of Maryland came Jan. 6, 1996 at the UMBC (69-63)
- Averaging 4.6 blocks per game, which ranks third in the Big South (as of Dec. 12)
- Ranked 24th nationally with 8.9 three-pointers made per game (as of Dec. 8)
- Over the last six seasons the Eagles are 11-41 when trailing at the half during regular season league games and 11-43 against Big South opponents (regular/postseason combined)
- Eagles have 36 consecutive wins over non-D1 opponents (last loss came Nov. 26, 1997 to Anderson at home, 79-77)
- In the four meetings with Maryland, the Eagles have lost by an average of 13.3 and lost the last two meetings by 11 both times
- Winthrop has won 16 of last 20 home games and 21 of its last 26 home games
- Against non-D1 opponents under Kelsey, the team is averaging 8.7 threes made per game on 22.5 attempts per contest while shooting 39 percent (7 games)
- The nine blocks in the win over Savannah State are the most in a game by the Eagles since Jan. 7, 2010 when the team had 11 blocks vs. VMI
- Winthrop led by 10 points at the half against Savannah State and has now won 15 straight when holding a double-digit lead at the break (last loss came Feb. 27, 2010 at Radford when Eagles led 32-21 at half and fell 54-52)
- Winthrop is 18-2 in the last 20 games in which it held a lead at the half and under Kelsey the team is 26-6 (Lost 33-31 lead at Jacksonville State on Dec. 3)
- When trailing at the half, Winthrop is 7-26 under Kelsey and 1-10 when trailing by 10 or more points
- Winthrop is 3-2 in its last five games that were tied at the half
- Winthrop has now won eight of its last nine games at the Winthrop Coliseum
- The win over Clemson was just the second ever against the Tigers in 11 meetings (2-9)
- Eagles started season 2-0 for second straight season, which was first 2-0 start in back-to-back seasons since 2006-07/2007-08
- Winthrop was picked 4th in the Big South Preseason Poll
- Coming off first winning season since 2009-10 and first 20-win season since 2007-08
- It was the ninth time the Eagles have won 20 games since joining the Big South Conference, which is the most by any conference school
- Winthrop made its conference leading 12th Big South Championship Game appearance in 2013-14 before falling to Coastal Carolina
- Senior Keon Moore made honorable mention All-Big South in 2013-14, which was the first time an Eagle was voted all-conference since 2009-10 when Mantoris Robinson made 2nd Team
- Last year the Eagles had three players with 50 or more threes in the same season for the first time in school history

WINTHROP CURRENT STREAKS

All Games	W1
At Winthrop Coliseum	W2
On The Road	L3
At Neutral Sites	W3
Non-Conference Home Games	W2
Non-Conference Road Games	L3
Big South Games Overall	W2
Big South Home Games	W4
Big South Road Games	L2

PLAYER NOTES

#0 **Duby Okeke**

- Tied for 9th among Big South schools with 1.0 blocks per game
- Collegiate debut came against Pfeiffer as he made all three field goal attempts as he finished with 10 points and four rebounds in 12 minutes
- Played just seven minutes at Clemson but posted career-best three blocks
- Missed the 2013-14 season with a leg injury (redshirted)

#3 **Kellen Blake**

- Came off the bench for seven points in three minutes against Mars Hill
- Earned a spot on the team as a walk-on
- Scored three points in two minutes in the season opener as he drained all three free throws he attempted

#4 **Mitch Hill**

- Earned a spot on the team as a walk-on
- Scored four points in first collegiate game in four minutes off the bench
- Helped his high school team to a Greater Metro Conference Championship in 2012-13 (Cincinnati, OH)

#5 **Keon Johnson**

- Is five points away from 500 in his career (495-41 games)
- Scored 22 points off the bench at Jacksonville State for his 4th 20-point game of his career and first time scoring 20 or more off the bench
- Started 32-of-33 games in 2013-14, but has come off the bench first six games this season
- Eagles are 3-1 all-time when he reaches the 20-point mark
- Scored season-high 19 points in the win at Clemson
- 2013-14 Big South All-Freshmen Team
- Coming off a freshman season in which he set seven school freshmen records
- Became Winthrop's all-time leading scoring freshman against Asheville as he passed Tyson Waterman (1995-96)
- Shot .441 percent from three, which is tied for the best three-point field goal percentage in a single-season in school history
- Preseason All-Big South Fourth Team by College Sports Madness

#10 **Keon Moore**

- Was 0-for-4 behind the arc against Mars Hill after making at least one three in 22 straight games
- Reached 20-point plateau in road loss to Maryland (4th 20-point game of the season, 12th of his career at Winthrop)
- Streak of consecutive games scoring 10 or more points came to an end at 15 in the win over Savannah St.
- Recorded first double-double in the loss to ETSU with 24 points/10 rebounds
- Reached 500 career points in win over Savannah St. (34 career games)
- Knocked down career-high 7 three-pointers in season opener as he finished with 25 points
- Big South Conference Preseason All-Big South Second Team Selection
- Earned 2013-14 All-Big South Conference Honorable Mention and All-Tournament honors (Averaged 19 ppg in BSC Tourney)
- Was in double-figures in 14-of-16 Big South games in 2013-14
- Preseason All-Big South Third Team by College Sports Madness

#11 **Andre Smith**

- Is 5-for-21 from the field in the last three games and 7-for-28 in the last four games
- Has just 16 points in the last three games after averaging 12.0 points over the first five of the season
- Dished out career-high 81 assists in 33 games last season and is more than halfway there through eight games this year (43)
- Had 12 points and tied career-high eight assists in loss to ETSU
- Third in the Big South with 5.38 assists per game and 3rd with 1.63 steals per game
- His 5.6 apg ranks 36th nationally as of Dec. 8
- Moved into seventh all-time at Winthrop for career three-pointers made (165)
- Played in his 100th career game at Maryland on Dec. 6
- In his career he has hit multiple threes in 52 games (51 percent of games played in his career)
- Scored double-figures (16) against Clemson, which was first double-figure game in eight tries against a major conference team
- Had 71 threes in 2013-14, which is 8th most in a single-season in program history

#12 **Xavier Cooks**

- Coming off career-highs in points (7) and rebounds (10) against Mars Hill
- Also tied his career-best of three blocks in the win (leads the team in that category)
- Ranks 4th in the Big South with 1.5 blocks per game
- Averaging 4.7 points, 5.3 rebounds, 2.3 rebounds, and 2.0 blocks in the three games he's started
- Made first career start vs. ETSU and had career-best six points, five rebounds and a career-high three blocks
- Has 10 blocks in last six games
- Came off the bench for two points, four rebounds and a steal in 14 minutes at Clemson
- Missed 2-3 weeks of preseason due to mono
- Played for the Australia School boys team in 2013
- Earned a scholarship to attend the prestigious Australian Institute of Sport Centre of Excellence
- Rated the No. 7 prospect in the class of 2014 in Australia according to AUSA.com

#15 **Derrick Henry**

- Scored nine points in 10 minutes off the bench against Mars Hill
- Played 23 minutes scoring five points and pulling down four rebounds in loss at Jacksonville State (played just 31 minutes combined previous 3 games)
- Did not have a field goal attempt in two minutes played against Savannah St. (1st time in 29 games)
- Played in the opener and had five points and two rebounds in 19 minutes after missing 2013-14 as he recovered from ACL surgery
- Missed the final six games of 2012-13
- Led the team in scoring at 11.4 points per game in 2012-13

PLAYER NOTES

#21 Joseph Lopez

- Pulled down career-best six rebounds and added seven points in 17 minutes off the bench against Mars Hill
- Played 16 minutes off the bench in the season opener and finished with four points and five rebounds
- Put in solid minutes off the bench at Clemson (11)
- Missed 2-3 weeks of preseason due to mono
- Averaged 18 points and 14 rebounds as a senior
- Named 8A All-State First Team as a senior
- Named to First Team All-Dade

#23 Larry Brown

- Is recovering from injury and return date is unknown
- Battled injuries but started 28 games and played in 33
- Led the team with a career-high 33 blocked shots, finished T-10th in the Big South with 1.00 blocks per game
- Finished tied for 5th on the team with 5.0 points per game
- Had three blocks in a game three different times
- Averaged 5.8 rebounds in the Big South Tournament (4 games)
- Had best game of the season with 11 points, eight rebounds and three steals in 24 minutes against CSU in the first meeting this season
- Had first double-figure game since Jan. 11 and second in league games this season after 12 points vs. Campbell
- Eagles were 7-3 when Brown plays 20 minutes or more in league games

#25 Zach Price

- Awaiting eligibility ruling from NCAA to play this season
- Transfer from Missouri this past season
- Averaged 11.6 points, 6.9 rebounds and shot 63 percent as a senior in high school
- First Team All-State selection as a senior
- Ranked No. 56 nationally in the ESPN 100, 67th by Rivals.com, No. 63 by USA Today recruiting analyst Rob Harrington and 65th by Scout.com
- Began career at Louisville and averaged 2.1 points, 1.9 rebounds in seven starts as a freshman
-

#31 Tevin Prescott

- Has two double-figure rebounding games in the last three as he had 11 at Jacksonville State and 10 vs. Mars Hill
- Recorded first career double-double in loss to Jacksonville State with 15 points and 11 rebounds (both career-highs)
- Last three games he is 11-for-16 from the field averaging 9.0 ppg and 9.3 rebounds
- Started the opener and finished with five points, four rebounds and two blocks in 19 minutes
- Came away with a career-high three steals in the win at Clemson
- Winthrop was 6-1 when he scores 10 or more points in 2013-14
- Earned a spot on the team as a walk-on in 2012-13

#33 Freddy Poole

- Saw two minutes of action in the season opener and last game vs. Savannah St.
- Played varsity basketball and football in high school
- Helped high school basketball team to three consecutive playoffs
- Played tight end for the football team that won the 2012 Lower State Championship
- Also helped high school football team to a 2011 Region 4 and 2012 Region 5 Championship
-

#33 Hunter Sadlon

- Played five minutes in the season opener and finished with with an assist
- Scored first collegiate points vs. Barber-Scotia and also recorded first assist
- Saw action in eight games off the bench with career-high four minutes vs. Barber-Scotia
- Earned a spot on the team as a walk-on

#35 Jarad Scott

- Is 2-for-8 from the field and 0-for-4 behind the arc averaging 3.5 points in the last two games
- Followed up career-high in points against Savanna State (15) with a new career-high of 16 points in the loss at Jacksonville State
- Also had a career-high four blocks against the Gamecocks (Dec. 3)
- Led team with 15 points as he was 6-for-7 from the floor and 3-for-4 behind the arc against Savannah St.
- Started and pulled down 10 rebounds in the season opener to tie career-high

#42 Joshua Davenport

- Came off the bench for six points, seven rebounds, an assist and block in the loss to ETSU
- Put in 19 minutes off the bench at Savannah State as he had nine points, seven rebounds and career-high four steals
- Scored five points and had three assists in the season opener
- Wore jersey #25 as a freshman but has switched to #42
- Came off the bench in all 32 games in 2013-14 he played (Became 9th freshman in school history to play in 30 or more games)

Coke Player of the Game

Pfeiffer- Keon Moore
Clemson- Keon Moore
Savannah St.- Keon Moore
East Tennessee St.- Keon Moore
Savannah St.- Jarad Scott
Jacksonville St.- Tevin Prescott
Maryland- Keon Moore
Mars Hill- Tevin Prescott

Jersey Mike's Sub of the Game

Pfeiffer- Duby Okeke
Clemson- Keon Johnson
Savannah St.- Joshua Davenport
East Tennessee St.- Joseph Lopez
Savannah St.- Joseph Lopez
Jacksonville St.- Keon Johnson
Maryland- Xavier Cooks
Mars Hill- Xavier Cooks

2014-15 EAGLE TRENDS

THE EAGLES RECORD

Overall: 4-4
 At home: 3-1
 On the road: 1-3
 At a neutral site: 0-0
 In the Big South: 0-0
 Big South Home: 0-0
 Big South Away: 0-0
 Overtime: 0-0
 Night games: 3-3
 Day games: 1-1
 Win the Opening Tip: 2-1
 Lose the Opening Tip: 3-2
 Nationally ranked opponents: 0-1
 Opponents receiving votes: 0-0
 Televised games: 1-1
 Double-Headers: 0-1
 Play a team with a record over .500: 2-3
 A team with a record below .500: 1-1
 A team with a record of .500: 1-0
 Lead at halftime: 3-2
 Trail at halftime: 1-2
 Tied at halftime: 0-0
 Score first: 1-3
 1st possession is a turnover: 2-0
 1st possession is a made FG: 1-2
 1st possession is a missed FGA: 1-2
 1st possession is a made FT: 0-0
 Make First Field Goal Attempt: 1-2
 Miss First Field Goal Attempt: 3-2

SCHEDULED TIME OF TIP/DAY OF WEEK

(record by time zone, not just EST)

Tip at Noon: 0-0
 Tip at 1 p.m.: 0-0
 Tip at 2 p.m.: 0-1
 Tip at 4 p.m.: 1-0
 Tip at 5 p.m.: 0-0
 Tip at 5:30 p.m.: 0-0
 Tip at 6 p.m.: 0-0
 Tip at 7 p.m.: 3-2
 Tip at 7:30 p.m.: 0-0
 Tip at 8:00 p.m.: 0-1
 Monday: 2-1
 Tuesday: 1-0
 Wednesday: 0-1
 Thursday: 0-1
 Friday: 0-0
 Saturday: 1-1
 Sunday: 0-0

SCORING

Scores between 10-19: 0-0
 20-29 points: 0-0
 30-39 points: 0-0
 40-49 points: 0-0
 50-59 points: 0-1
 60-69 points: 1-2
 70-79 points: 1-1
 80-89 points: 1-0
 90-99 points: 1-0
 100-plus points: 0-0
 Shoot 10-19 percent from the field: 0-0
 20-29%: 0-0
 30-39%: 1-3
 40-49%: 2-1
 50-59%: 1-0
 60-plus: 0-0
 Hit 7 or more threes: 3-4
 Hit less than 7 threes: 1-0
 Attempt less than 20 threes: 1-1
 Attempt 20 or more threes: 3-3
 Turn ball over less than 10 times: 1-0
 10-19 times: 2-4
 20-29 times: 1-0
 Make more free throws: 2-2

Make fewer free throws: 2-2
 Make same free throws: 0-0
 Attempt more free throws: 1-1
 Attempt fewer free throws: 3-2
 Attempt same free throws: 0-1
 Have more rebounds: 3-0
 Have fewer rebounds: 1-4
 Have same rebounds: 0-0
 Have more turnovers: 1-2
 Have fewer turnovers: 3-1
 Have same turnovers: 0-1
 Have more steals: 2-2
 Have fewer steals: 1-2
 Have same steals: 1-0

LATE IN THE GAME(regulation only)

Lead with five minutes left: 4-1
 Trail with five minutes left: 0-3
 Tied with five minutes left: 0-0
 Lead with one minute left: 4-0
 Trail with one minute left: 0-4
 Tied with one minute left: 0-0
 Bench scores more points: 4-1
 Bench scores fewer points: 0-3
 Bench scores same points: 0-0
 1 Score Double-Figures: 0-0
 2 Score Double-Figures: 1-3
 3 Score Double-Figures: 2-1
 4 Score Double-Figures: 1-0
 5 Score Double-Figures: 0-0
 6 Score Double-Figures: 0-0

GAMES DECIDED BY...

1 point: 0-1
 2 points: 0-0
 5 points or less: 1-2
 6-9 points: 0-0
 Double-figures: 3-1

First Basket (POINT) is a...

Jumper: 0-1
 Lay-up/Tip-in: 0-2
 Dunk: 0-0
 Free Throw: 0-0
 Three-Pointer: 4-1

POINTS OFF TURNOVERS

Score more off turnovers: 4-2
 Outscored off turnovers: 0-2
 Tied in points off turnovers: 0-0

POINTS IN PAINT

Score more points in paint: 2-2
 Outscored in paint: 1-2
 Tied in points in paint: 1-0

2ND CHANCE POINTS

Score more 2nd chance points: 2-2
 Outscored in 2nd chance points: 2-2
 Tied in 2nd chance points: 0-0

SCHOOLS FROM...

North Carolina: 2-0
 South Carolina: 1-0
 Georgia: 1-1
 Tennessee: 0-1
 Alabama: 0-1
 Maryland: 0-1
 Louisiana: 0-0
 Virginia: 0-0

THE EAGLES' RECORD IN WINTHROP COLISEUM

Season	Won	Lost	Pct.
1982-83	7	8	.467
1983-84	12	5	.706
1984-85	11	4	.733
1985-86	14	2	.875
1986-87	5	5	.500
1987-88	12	3	.800
1988-89	14	5	.737
1989-90	14	4	.778
1990-91	6	7	.462
1991-92	4	11	.267
1992-93	7	5	.583
1993-94	3	9	.250
1994-95	5	7	.417
1995-96	4	8	.333
1996-97	9	4	.692
1997-98	4	9	.308
1998-99	12	1	.923
1999-00	13	1	.929
2000-01	11	1	.917
2001-02	9	4	.692
2002-03	11	3	.786
2003-04	10	4	.714
2004-05	16	0	1.000
2005-06	15	1	.938
2006-07	15	0	1.000
2007-08	12	3	.800
2008-09	7	6	.538
2009-10	12	2	.857
2010-11	9	4	.692
2011-12	7	5	.583
2012-13	11	4	.733
2013-14	12	3	.800
2014-15	3	1	.750
30 Years	316	139	.695

2014-15 Extras...

WINTHROP RECORD ACCORDING TO STARTING LINEUP

Smith, Henry, Moore, Prescott, Scott	2-1
Smith, Johnson, Moore, Prescott, Scott	1-1
Smith, Moore, Cooks, Prescott, Scott	1-1
Smith, Henry, Moore, Prescott, Cooks	0-1

WINTHROP RECORD WHEN LEADING SCORER IS...

Moore	2-3
Scott	1-0
Johnson	1-1

WINTHROP RECORD WHEN LEADING REBOUNDER IS...

Prescott	2-2
Scott	1-0
Moore	1-1
Cooks	1-1
Davenport	0-1

WINTHROP RECORD WHEN LEADER IN ASSISTS IS..

Smith	4-4
Johnson	0-1
Moore	0-1
Henry	0-1

WINTHROP RECORD WHEN OPPONENT...

Shoots less than 40%:	3-1
Shoots 40-49%:	1-2
Shoots 50-plus %:	0-1
Makes 25 or more FG:	0-2
Makes fewer than 25 FG:	4-2
Makes 7 or more 3PT FG:	1-3
Makes 6 or less 3PT FG:	3-1
Makes more than 15 FTs:	2-3
Makes 15 or fewer FTs:	2-1
Commits 13 or fewer TOs:	0-3
Commits 14 or more TOs:	4-1
Scores the first point(s) of 2nd half:	1-0

WINTHROP RECORD WHEN OPPONENT HAS...

A 20-point scorer:	0-3
A 30-point scorer:	0-0
More than one 20-point scorer:	0-0
No players in double-figures:	0-0
1 Player in double-figures:	1-0
2 Players in double-figures:	1-0
3 Players in double-figures:	1-2
4 Players in double-figures:	1-2
5 or more players in double-figures:	0-0
6 or more players in double-figures:	0-0

RECORDS BELOW FROM 2004-05 TO PRESENT DAY

Winthrop Record At Winthrop Coliseum When It Scores...

100+:	4-1
90-99:	12-0
80-89:	18-1
70-79:	34-2
60-69:	35-7
50-59:	16-12
40-49:	1-6

When Winthrop Allows () Points At Winthrop Coliseum...

100+:	1-1
90-99:	0-2
80-89:	3-2
70-79:	10-7
60-69:	31-12
50-59:	36-6
40-49:	34-2
30-39:	2-0

TOP STREAKS/NUMBERS UNDER PAT KELSEY

Consecutive Games...

- **Wins:** 5 (Feb. 26 vs. UNCA to Mar. 8 vs. UNCA-BSC Tourney)
- **Losses:** 4 (Jan. 2, 2013 to Jan. 12, 2013-vs. NCCU, vs. HPU, at Char. Sou, at VMI and 12-18-13 to 1-1-14)
- **Home Wins:** 5 (Nov. 9, 2013 to Dec. 15, 2013-Roanoke College, USC Upstate, Virginia Intermont, JMU, Appalachian State)
- **Road Wins:** 2 (Jan. 8 at PC to Jan. 18 at CCU/current-Feb. 4 at LU to Feb. 12 at Longwood)
- **Home Losses:** 2 (Jan. 2, 2013 to Jan. 5, 2013-NCCU & HPU)
- **Road Losses:** 9 (Jan. 9, 2013 to Nov. 16, 2013-CSU, VMI, Campbell, Radford, UNCA, PC, Gardner-Webb, Coastal Carolina & VCU)
- **Non-Conference wins:** 3 (Nov. 19, 2013 to Nov. 27, 2013-at ETSU, vs. Va Intermont, vs. James Madison)
- **Non-Conference losses:** 4 (12-18-13 at NC Central, vs. Wofford, at Hampton, at Dayton)
- **Non-Conference home wins:** 5 (First 5 games of 2013-14 season)
- **Non-Conference road wins:** n/a (has not happened yet)
- **Big South wins:** 3 (Feb. 4, 2014 at Liberty to Feb. 12, 2014 at Longwood)
- **Big South losses:** 3 (Jan. 5, 2013 to Jan. 12, 2013-HPU, at Charleston Southern, at VMI)
- **Big South home wins:** 5 (Feb. 6, 2014 vs. Barber-Scotia to 11-15-14 vs. Pfeiffer)
- **Big South road wins:** 2 (Jan. 8 at PC to Jan. 18 at Coastal Carolina)
- **Scoring less than 60 points:** 4 (Nov. 13, 2012 to Nov. 28, 2012-at Indiana St., VCU, Lenoir-Rhyne, at Wofford)
- **Scoring less than 70 points:** 13 (Dec. 22, 2012 to Feb. 13, 2013)
- **Scoring 70+ points:** 5 (first 5 games of 2013-14 season)
- **Scoring 80+ points:** 2 (Nov. 9, 2013 to Nov. 13, 2013 & Feb. 6, 2014 to Feb. 8, 2014)
- **With a three-pointer:** 71 (current) (Overall Winthrop streak is 73)
- **With 5 or more three-pointers:** 25 (ended vs. Mars Hill, 12-9-14)
- **With 10 or more free throws made in a season:** 10 (Final 10 games of 2012-13)
- **With 10 or more free throws attempted:** 51 (current)
- **Largest margin of victory vs. Non-Conference:** +45 (vs. Mars Hill, 12-9-14)
- **Largest margin of victory vs. Big South:** +26 (vs. Campbell, 2-8-14)
- **Largest margin of victory vs. Division I opponent:** +26 (vs. Campbell, 2-8-14)
- **Largest margin of defeat vs. Non-Conference:** -36 (vs. Virginia Commonwealth, Nov. 17, 2012)
- **Largest margin of defeat vs. Big South:** -20 (at Charleston Southern, Feb. 15, 2014)

By The Numbers...

- **Victories by 5 or fewer points:** 10
- **Victories by single-digits:** 16
- **Victories by double-digits:** 22 (8 vs. Non-D1)
- **Losses by 5 or fewer points:** 6
- **Losses by single-digits:** 8
- **Losses by double-digits:** 19

KELSEY LIST OF FIRSTS AS A HEAD COACH...

Game: vs. St. Andrews, Nov. 10, 2012 (Won 80-48)
Big South Game: vs. High Point, Jan. 5, 2013 (Lost, 74-61)
Win: vs. St. Andrews, Nov. 10, 2012 (Won 80-48)
Home Win: vs. St. Andrews, Nov. 10, 2012 (Won 80-48)
Road Win: at Ohio, Dec. 15, 2012 (Won 50-49)
Double-Figure Win: vs. St. Andrews, Nov. 10, 2012 (Won 80-48)
Big South Win: vs. Presbyterian College, Jan. 16, 2013 (Won 62-51)
Loss: at Indiana State, Nov. 13, 2012 (Lost, 66-55)
Home Loss: vs. VCU, Nov. 17, 2012 (Lost, 90-54)
Road Loss: at Indiana State, Nov. 13, 2012 (Lost, 66-55)
Double-Figure Loss: at Indiana State, Nov. 13, 2012 (Lost, 66-55)
Big South Loss: vs. High Point, Jan. 5, 2013 (Lost, 74-61)
Win Streak: 2 games (vs. Brevard, at Ohio)
Big South Win Streak: 2 (2013)
Overtime Win: vs. Radford on Mar. 5, 2013 at Big South Tournament (Won 60-58 in OT)
Game vs. opponent from Big 10: Dec. 18, 2012 at #7 Ohio State (Lost, 65-55)
Game vs. opponent from ACC: Dec. 3, 2013 at Virginia Tech (Lost, 81-63)
Game vs. opponent from SEC: Dec. 22, 2012 at Auburn (Won, 74-67)
Game vs. opponent from Big 12: n/a
Game vs. opponent from Pac 12: n/a
Win vs. Big 10: n/a
Win vs. ACC: Nov. 17, 2014 at Clemson (77-74)
Win vs. SEC: Dec. 22, 2012 at Auburn (74-67)
Win vs. Big 12: n/a
Win vs. Pac 12: n/a
Win vs. Big East: n/a



KELSEY ALL-TIME RECORD vs. OPPONENTS

Team	Games	Overall	Coliseum	Road	Neutral	BSC Tourney	PF	PA
Appalachian State	1	1-0	1-0	0-0	0-0	n/a	80	72
Auburn	1	1-0	0-0	1-0	0-0	n/a	74	67
Barber-Scotia	1	1-0	1-0	0-0	0-0	n/a	92	62
Brevard	1	1-0	1-0	0-0	0-0	n/a	77	54
Campbell	2	1-1	1-0	0-1	0-0	0-0	147	125
Charleston Southern	5	2-3	2-0	0-2	0-1	0-1	329	346
Clemson	1	1-0	0-0	1-0	0-0	0-0	77	74
Coastal Carolina	5	3-2	2-0	1-2	0-0	0-1	324	334
Dayton	1	0-1	0-0	0-1	0-0	n/a	47	81
East Tennessee State	2	1-1	0-1	1-0	0-0	n/a	140	135
Gardner-Webb	4	1-3	1-1	0-2	0-0	0-0	243	175
Hampton	2	1-1	1-0	0-1	0-0	n/a	145	144
High Point	3	1-2	0-1	0-1	1-0	1-0	187	199
Indiana State	1	0-1	0-0	0-1	0-0	n/a	55	66
Jacksonville State	1	0-1	0-0	0-1	0-0	n/a	76	79
James Madison	2	1-1	1-0	0-1	0-0	n/a	130	128
Lenoir-Rhyne	1	1-0	1-0	0-0	0-0	n/a	59	35
Liberty	3	3-0	1-0	1-0	1-0	1-0	216	183
Longwood	2	1-1	0-1	1-0	0-0	0-0	132	121
Mars Hill	1	1-0	1-0	0-0	0-0	n/a	96	51
Maryland	1	0-1	0-0	0-1	0-0	n/a	62	82
North Carolina Central	2	0-2	0-1	0-1	0-0	n/a	123	136
Ohio	1	1-0	0-0	1-0	0-0	n/a	50	49
Ohio State	1	0-1	0-0	0-1	0-0	n/a	55	65
Pfeiffer	1	1-0	1-0	0-0	0-0	n/a	82	59
Presbyterian College	4	3-1	2-0	1-1	0-0	0-0	272	242
Radford	3	1-2	0-1	0-1	1-0	1-0	181	192
Roanoke College	1	1-0	1-0	0-0	0-0	n/a	93	74
Savannah State	2	1-1	1-0	0-1	0-0	n/a	126	106
St. Andrews	1	1-0	1-0	0-0	0-0	n/a	80	48
Southeastern Louisiana	1	1-0	1-0	0-0	0-0	n/a	66	52
UNC Asheville	5	3-2	2-0	0-2	1-0	1-0	379	390
USC Upstate	1	1-0	1-0	0-0	0-0	n/a	82	74
VCU	2	0-2	0-1	0-1	0-0	n/a	125	182
Virginia Intermont	1	1-0	1-0	0-0	0-0	n/a	96	62
Virginia Tech	1	0-1	0-0	0-1	0-0	n/a	63	81
VMI	2	1-1	1-0	0-1	0-0	0-0	102	129
Wofford	2	0-2	0-1	0-1	0-0	n/a	112	132
TOTALS	72	38-34	26-8	8-24	4-1	4-2	4,886	4,762



WINTHROP'S ALL-TIME 30/40-POINT GAMES

40-POINT GAMES

Melvin Branham (Jr.)	45	Jan. 10, 1994 at Charleston Southern
David McMahan	42	Jan. 15, 1996 vs. Coastal Carolina
Michael Jenkins	40	Nov. 10, 2006 vs. North Greenville
Fred McKinnon	40	Nov. 29, 1985 vs. Morris College

30-POINT GAMES

Mike Gaither	39	Nov. 18, 1982 vs. Coker College (Clover, SC)
Greg Lewis	38	Dec. 21, 1999 vs. UNC Greensboro
Fred McKinnon	36	Feb. 2, 1985 at Livingstone College
Charles Brunson	36	Nov. 25, 1980 at Voorhees
Fred McKinnon	35	Jan. 16, 1986 vs. Central Wesleyan College
Charles Brunson	35	Feb. 4, 1982 vs. Erskine
Charles Brunson	35	Dec. 10, 1980 at Belmont Abbey
David McMahan	34	Dec. 30, 1995 at Georgia State
Charles Brunson	34	Nov. 22, 1980 at Morris College
Charles Brunson	34	Nov. 19, 1980 vs. Allen University
Andre Jones	33	Dec. 27, 2011 at Georgia
Michael Jenkins	33	Mar. 6, 2008 vs. UNC Asheville (Big South Tourney Championship game)
Greg Lewis	33	Feb. 18, 2002 vs. Coastal Carolina
George Henson	33	Feb. 10, 1990 at Campbell
Shaun Wise	33	Dec. 28, 1989 at US International
Charles Brunson	33	Jan. 11, 1981 at Webber College
Torrell Martin	32	Feb. 24, 2007 at Coastal Carolina
Torrell Martin	32	Feb. 20, 2006 at Liberty
Melvin Branham (Jr.)	32	Jan. 27, 1994 at Towson State
Mark Hailey (Sr.)	32	Feb. 20, 1993 vs. Radford
Eddie Gay (Sr.)	32	Dec. 13, 1992 vs. The Citadel
Charles Brunson	32	Jan. 16, 1982 at USC-Aiken
Charles Brunson	32	Jan. 15, 1981 at USC-Spartanburg
Torrell Martin	31	Dec. 4, 2006 at #12 Wisconsin
Ted Houtp	31	Feb. 12, 1987 at Howard University
Fred McKinnon	31	Nov. 22, 1985 vs. Wingate
Charles Brunson	31	Feb. 8, 1982 vs. Presbyterian College
Donnie Creamer	31	Dec. 9, 1978 at Erskine
Tyson Waterman	30	Feb. 12, 1999 vs. Charleston Southern
Ronnie Creamer	30	Jan. 15, 1979 at Francis Marion
LaShawn Coulter	30	Jan. 21, 1995 at UNC Asheville
Mark Hailey (Jr.)	30	Nov. 23, 1991 vs. Averett College
Greg Washington	30	Dec. 15, 1988 vs. East Carolina
Fred McKinnon	30	Feb. 10, 1985 vs. Armstrong State
Ronnie Creamer	30	Nov. 18, 1978 vs. Catawba



TOP 5 GAME HIGHS/LOWS UNDER PAT KELSEY

TEAM HIGHS

Points Scored

107	vs. UNC Asheville, 2-26-14
96	vs. Mars Hill, 12-9-14
	vs. Virginia Intermont, 11-23-13
95	at Hampton, 12-29-13 (2OT)
93	vs. Roanoke College, 11-9-13

Points 1st Half

53	vs. UNC Asheville, 2-26-14
50	vs. Mars Hill, 12-9-14
48	vs. UNC Asheville, 3-8-14
45	vs. Campbell (2-8-14)
	vs. Virginia Intermont, 11-23-13

Points 2nd Half

56	vs. Roanoke College, 11-9-13
51	vs. Virginia Intermont, 11-23-13
50	vs. Barber-Scotia, 2-6-14
47	vs. UNC Asheville, 2-26-14
46	vs. Mars Hill, 12-9-14

Scoring Margin (all opponents)

+45	vs. Mars Hill, 12-9-14
+34	vs. Virginia Intermont, 11-23-13
+32	vs. St. Andrews, 11-10-12
+30	vs. Barber-Scotia, 2-6-14
+26	vs. Campbell, 2-8-14

Scoring Margin (D1 opponents only)

+26	vs. Campbell, 2-8-14
+22	vs. Presbyterian College, 3-1-14
+21	vs. Savannah St., 12-1-14
+17	at Longwood, 2-12-14
+17	vs. Charleston Southern, 1-11-14

Field Goals Made

39	vs. Virginia Intermont, 11-23-13
34	vs. Barber-Scotia (2-6-14)
33	vs. Mars Hill, 12-9-14
	vs. UNC Asheville, 2-26-14
31	vs. Charleston Southern, 1-11-14

Field Goals Attempted

69	vs. Roanoke College, 11-9-13
68	at Hampton, 12-29-13
	vs. Virginia Intermont, 11-23-13
66	vs. UNC Asheville, 2-26-14
63	vs. Mars Hill, 12-9-14
	at UNC Asheville, 1-22-14

Field Goal Percentage

.580	vs. UNC Asheville, 3-8-14
.574	vs. Virginia Intermont, 11-23-13
.567	vs. Barber-Scotia (2-6-14)
.538	at Presbyterian College, 2-16-13
.524	vs. Mars Hill, 12-9-14

Free Throws Made

34	at Hampton, 12-29-13
27	vs. Appalachian State, 12-16-13
26	vs. Mars Hill, 12-9-14
	vs. UNC Asheville, 2-26-14
25	vs. Campbell (2-8-14)

Free Throws Attempted

40	vs. Appalachian State, 12-16-13
38	at Hampton, 12-29-13
37	vs. Mars Hill, 12-9-14
36	vs. UNC Asheville, 2-26-14
	vs. Campbell (2-8-14)

Free Throw Percentage (10 made)

1.000	vs. Liberty, 3-5-14 (21-21)
.895	at Hampton, 12-29-13 (34-38)
.857	at Presbyterian College, 2-16-13 (12-14)
.852	at Longwood (2-12-14) (23-27)
.833	at James Madison, 12-1-12 (10-12)

Three-point Field Goals Made

15	vs. UNC Asheville, 2-26-14
	vs. Charleston Southern, 1-11-14
12	at Coastal Carolina, 1-18-14
11	vs. Presbyterian College, 3-1-14
	vs. Barber-Scotia (2-6-14)
	at Hampton, 12-29-13
	vs. Pfeiffer, 11-15-14

Three-point Field Goal Attempts

31	vs. East Tennessee St., 11-24-14
29	at Hampton, 12-29-13
28	vs. Pfeiffer, 11-15-14
	vs. Charleston Southern, 1-11-14
	vs. Charleston Southern, 3-7-13

Three-point Field Goal Percentage (7 made)

.556	vs. UNC Asheville, 2-26-14 (15-27)
.550	vs. Presbyterian College, 3-1-14 (11-20)
.529	at Radford, 1-26-13 (9-17)
.517	vs. Charleston Southern, 1-11-14 (15-28)
.500	at Charleston Southern, 1-9-13 (8-16)

Rebounds

52	vs. Hampton, 12-30-12
49	vs. Mars Hill, 12-9-14
46	vs. VMI, 1-25-14
45	vs. St. Andrews, 11-10-12
44	vs. Savannah St., 12-1-14
	at Hampton, 12-29-13

Offensive Rebounds

18	at Hampton, 12-29-13
	at Indiana State, 11-13-12
16	vs. Campbell, 2-8-14
	vs. Hampton, 12-30-12
15	(3 times)

Assists

22	vs. Barber-Scotia 2-6-14
	vs. Virginia Intermont, 11-23-13
16	vs. Pfeiffer, 11-15-14
	vs. Presbyterian College, 3-1-14
	at Gardner-Webb, 2-22-14
	at UNC Asheville, 1-22-14
	at North Carolina Central, 12-18-13
	vs. Charleston Southern, 1-11-14

Steals

13	vs. Mars Hill, 12-9-14
	at Savannah St., 11-20-14
11	vs. UNC Asheville, 2-26-14
	vs. James Madison, 11-27-13
10	vs. Presbyterian College, 3-1-14

Blocked Shots

9	vs. Savannah St., 12-1-14
7	vs. Virginia Intermont, 11-23-13
	vs. Roanoke College, 11-9-13
	at Jacksonville St., 12-3-14
6	vs. Mars Hill, 12-9-14
5	at Coastal Carolina, 1-18-14
	vs. East Tennessee St., 11-28-14

Turnovers

25	at #14 VCU, 11-16-13
21	vs. Savannah St., 12-1-14
	at Hampton, 12-29-13
	vs. VCU, 11-17-13

Fouls

31	at Clemson, 11-17-14
	at Hampton, 12-29-13
30	at VCU, 11-16-13
29	at Gardner-Webb, 2-19-13
27	at Gardner-Webb, 2-22-14

TEAM LOWS

Points Scored

47	at Dayton, 1-1-14
	vs. Charleston Southern, 3-7-13
50	at Ohio 12-15-12
50	vs. Hampton 12-30-12
51	vs. Gardner-Webb, 1-14-15
52	at Gardner-Webb 2-19-13

Points 1st Half

17	vs. Wofford, 12-21-13
	vs. Lenoir-Rhyne, 11-20-12
19	at Wofford, 11-28-12
20	at Ohio, 12-15-12
21	vs. Gardner-Webb, 1-14-15

Points 2nd Half

19	at Dayton, 1-1-14
22	at Gardner-Webb, 2-19-13
	at VMI, 1-12-13
23	vs. Radford, 3-5-13
25	(three times)

Field Goals Made

15	vs. Gardner-Webb, 1-14-15
16	at Ohio, 12-15-12
	vs. Charleston Southern, 3-7-13
17	at Dayton, 1-1-14
18	vs. SE Louisiana, 2-23-13
	at Gardner-Webb, 2-19-13
	vs. Coastal Carolina, 1-30-13
	vs. VCU, 11-17-12

Field Goals Attempted

39	at Presbyterian College, 2-16-13
42	at Gardner-Webb, 2-19-13
43	vs. SE Louisiana, 2-23-13
45	(four times most recent vs. Charleston So. 2-13-13)

Field Goal Percentage

.278	vs. Gardner-Webb, 1-14-15
.317	vs. VMI, 1-25-14
.320	vs. Charleston Southern, 3-7-13 (16-50)
.322	at Indiana State, 11-13-12 (19-59)
.333	vs. Hampton, 12-30-12 (19-57)
	at Ohio, 12-18-12 (16-48)

TOP 5 GAME HIGHS/LOWS UNDER PAT KELSEY

Free Throws Made

- 3 at VMI, 1-12-13 (3-5)
- 4 at Radford, 1-26-13 (4-8)
- 7 vs. Liberty, 2-2-13 (7-12)
- vs. Hampton, 12-30-12 (7-14)
- at #7 Ohio State, 12-18-12 (7-12)

Free Throws Attempted

- 5 at VMI, 1-12-13 (3-5)
- 8 at Radford, 1-26-13 (4-8)
- 12 vs. Radford, 1-29-14
- at North Carolina Central, 12-18-13
- at #7 Ohio State, 12-18-12
- at James Madison, 12-1-12

Free Throw Percentage

- .421 at UNC Asheville, 1-22-14 (8-19)
- .500 at Radford, 1-26-13 (4-8)
- .500 vs. Hampton, 12-30-12 (7-14)
- .517 vs. St. Andrews, 11-10-12 (15-29)
- .524 at Savannah St., 11-20-14 (11-21)

Three-point Field Goals Made

- 2 vs. North Carolina Central, 1-2-13 (2-10)
- vs. Radford, 3-5-13 (2-14)
- 3 at Presbyterian College, 2-16-13 (3-9)
- vs. High Point, 1-5-13 (3-14)

Three-point Field Goal Attempts

- 9 at Presbyterian College, 2-16-13
- 10 vs. North Carolina Central, 1-2-13
- 11 vs. UNC Asheville (3-8-14)
- 13 vs. Campbell (2-8-14)
- at Liberty, 2-4-14
- at VMI, 1-12-13

Three-point Field Goal Percentage

- .143 vs. Radford, 3-5-13 (2-14)
- .143 vs. Charleston Southern, 3-7-13 (4-28)
- .190 at Ohio, 12-15-12 (4-21)
- .200 vs. Gardner-Webb, 1-14-15
- vs. North Carolina Central, 1-2-13 (2-10)

Rebounds

- 19 at Presbyterian College, 2-16-13
- 22 vs. Radford, 1-29-14
- at Virginia Tech, 12-3-13
- 23 at Dayton, 1-1-14
- at Gardner-Webb, 2-19-13

Assists

- 4 vs. Savannah St., 12-1-14
- vs. Radford, 3-5-13
- 5 vs. Pfeiffer, 11-15-14
- 6 (5 times)

Steals

- 1 vs. Hampton, 12-30-12
- at Charleston Southern, 1-9-13
- 2 at Jacksonville St., 12-3-14
- at Dayton, 1-1-14
- vs. Radford, 3-2-13
- at Presbyterian College, 2-16-13

Blocked Shots

- 0 (7 times, most recent vs. VMI, 1-25-14)
- 1 (12 times)

Turnovers

- 6 at Clemson, 11-17-14
- at Coastal Carolina 3-9-14
- 7 vs. Virginia Intermont, 11-23-13
- 8 at Presbyterian College, 1-8-14
- vs. Charleston Southern, 3-7-13
- vs. Liberty, 2-2-13
- vs. Brevard College, 12-4-12
- 9 vs. Appalachian State, 12-16-13
- vs. Presbyterian College, 1-16-13
- vs. High Point, 1-5-13

INDIVIDUAL GAME-HIGHS

Points Scored

- 27 Keon Johnson (vs. UNC Asheville, 2-26-14)
- Keon Moore (at Gardner-Webb, 2-22-14)
- 26 Keon Moore (at Coastal Carolina, 1-18-14)
- Andre Smith (at JMU, 12-1-13)
- Derrick Henry (vs. St. Andrews, 11-10-12)

Field Goals Made

- 10 Joab Jerome (vs. Radford, 3-5-13)
- 9 Keon Morore (vs. Pfeiffer, 11-15-14)
- Keon Moore (at Coastal Carolina, 1-18-14)
- Keon Moore (vs. Charleston Southern, 1-11-14)
- 8 (8 players)

Field Goals Attempted

- 18 Keon Moore (vs. ETSU, 11-24-14)
- Joab Jerome (vs. Radford, 3-5-13)
- 17 Keon Moore (at Coastal Carolina, 1-18-14)
- 16 Keon Moore (at Savannah State, 11-20-14)
- Keon Moore (vs. VMI, 1-25-14)
- Keon Moore (vs. Gardner-Webb, 1-15-14)

Keon Moore (at Hampton, 12-29-13)

Field Goal Percentage (5 made)

- 1.000 James Bourne vs. Virginia Intermont, 11-23-13 (6-6)
- 1.000 Larry Brown at CSU, 1-0-12 (5-5)
- .889 Joab Jerome at PC, 2-16-13 (8-9)
- .875 Joab Jerome at ETSU, 11-19-13 (7-8)
- .833 Joab Jerome at Auburn, 12-22-12 (5-6)

Free Throws Made

- 12 Keon Johnson at Jacksonville St., 12-3-14
- Joab Jerome vs. SE Louisiana, 2-23-13
- 10 James Bourne at Hampton, 12-29-13
- 9 Joab Jerome vs. Campbell, 2-8-14
- 8 (five players)

Free Throws Attempted

- 17 Joab Jerome vs. SE Louisiana, 2-23-13
- 14 Derrick Henry vs. St. Andrews, 11-10-12
- 13 Keon Johnson at Jacksonville St., 12-3-14
- Joab Jerome vs. Campbell, 2-8-14
- 12 James Bourne at Hampton, 12-29-13

Free Throw Percentage (6 made min.)

- 1.000 Joab Jerome vs. Liberty, 3-5-14 (9-9)
- Joab Jerome vs. Coastal Carolina, 2-19-14 (7-7)
- Joab Jerome vs. Charleston Southern, 2-13-13 (6-6)
- Keon Johnson vs. USC Upstate, 11-13-13 (6-6)

Three-point Field Goals Made

- 7 Keon Moore (vs. Pfeiffer, 11-15-14)
- 5 (7 times, most recent Keon Moore vs. ETSU, 11-28-14)

Three-point Field Goal Attempts

- 12 Keon Moore, vs. ETSU, 11-24-14
- 11 Keon Moore, at Longwood, 2-12-14
- 10 Keon Johnson at #21 Maryland, 12-6-14
- Keon Moore, vs. Pfeiffer, 11-15-14
- Keon Moore, vs. VMI, 1-25-14
- Andre Smith at UNC Asheville, 1-22-14
- Andre Smith at Virginia Tech, 12-3-13
- Gideon Gamble vs. Charleston Southern 3-7-13

Three-point Field Goal Percentage

- 1.000 Josh Davenport, at N.C. Central, 12-18-13 (3-3)
- Christian Farmer vs. SE Louisiana, 2-23-13 (3-3)
- .833 Keon Johnson vs. UNC Asheville, 2-26-14 (5-6)
- .800 Christian Farmer vs. Presbyterian College, 3-1-14 (4-5)
- Joab Jerome at ETSU, 11-19-13 (4-5)

Rebounds

- 12 Joab Jerome vs. Radford, 3-5-13
- 11 Tevin Prescott at Jacksonville St., 12-3-14
- Larry Brown, vs. Coastal Carolina, 2-19-14
- James Bourne vs. Hampton, 12-30-12
- 10 (9 times)

Assists

- 9 Brandon Vega vs. Barber-Scotia 2-6-14
- 8 Andre Smith vs. ETSU, 11-24-14
- Andre Smith vs. Pfeiffer, 11-15-14
- Brandon Vega vs. Virginia Intermont, 11-23-13
- 7 Andre Smith at Jacksonville St., 12-3-14
- Andre Smith at Auburn, 12-22-12

Steals

- 5 Andre Smith, vs. Pfeiffer, 11-15-14
- Keon Moore, vs. Gardner-Webb, 1-15-14
- 4 Josh Davenport, 11-20-14
- Gideon Gamble, vs. Charleston Southern, 3-7-13
- Andre Smith, vs. Coastal Carolina, 1-30-13
- 3 (13 times)

Blocked Shots

- 4 Jarad Scott at Jacksonville St., 12-3-14
- Tevin Prescott vs. Virginia Intermont, 11-23-13
- 3 Xavier Cooks, vs. Mars Hill, 12-9-14
- Duby Okeke vs. Savannah St., 12-1-14
- Xavier Cooks vs. ETSU, 11-24-14
- Duby Okeke at Clemson, 11-17-14
- Larry Brown at Liberty, 2-4-14
- Larry Brown at Coastal Carolina, 1-18-14
- Gideon Gamble vs. Charleston Southern, 2-13-13
- Larry Brown vs. HPU, 1-5-13
- Gideon Gamble vs. Hampton, 12-30-13

Turnovers

- 8 Joab Jerome, vs. Coastal Carolina, 2-19-14
- 7 Joab Jerome vs. UNCA, 3-2-13
- 6 Andre Smith vs. VCU, 11-17-12
- 5 Andre Smith at Savannah State, 11-20-14
- Joab Jerome vs. UNCA, 2-26-14
- Joab Jerome, vs. Roanoke College, 11-9-13
- Gideon Gamble at Auburn, 12-22-12
- Andre Smith at JMU, 12-1-12

LAST TIME WINTHROP...

TEAM

Scored 70-79 points

76, at Jacksonville St., 12-3-14 (L, 79-76 in OT)

Scored 80-89 points

82, vs. Pfeiffer, 11-15-14 (W, 82-59)

Scored 90-99 points

96, vs. Mars Hill, 12-9-14 (W, 96-51)

Scored 100+ points

107, vs. UNC Asheville, 2-26-14 (W, 107-100 in OT)

Both Team Score 100 Points Or More

vs. UNC Asheville, 2-26-14 (W, 107-100 in OT)

Held opponent to 40-49 points

vs. Savannah State (47), 12-1-14 (W, 68-47)

Held opponent to 30-39 points

vs. Lenoir-Rhyne (35), 11-20-12 (W, 59-35)

Held opponent to 20-29 points

at College of Charleston (29), 1983 (L, 29-23)

Allowed 70-79 points

79, at Jacksonville St., 12-3-14 (L, 79-76 in OT)

Allowed 80-89 points

82, at #21 Maryland, 12-6-14 (L, 82-62)

Allowed 90-99 points

at Virginia Commonwealth (92), 11-16-13 (L, 92-71)

Allowed 100 points or more

vs. UNC Asheville (100), 2-26-14 (W, 107-100)

Won in overtime

vs. UNC Asheville, 2-26-14 (W, 107-100)

Lost in overtime

79, at Jacksonville St., 12-3-14 (L, 79-76)

Played In Double-Overtime

at Hampton, 12-29-13 (L, 101-95 2OT)

Played Overtime In Non-Conference Game

79, at Jacksonville St., 12-3-14 (L, 79-76/OT)

Played Overtime In Non-Conference Home Game

vs. Ohio, 2-19-11 (L, 77-74 in 1 OT)

Shot over 50 percent or better from the field

vs. Mars Hill, 12-9-14 (.524)

Pulled down 50 rebounds or more

vs. Hampton, 12-30-12 (52)

Allowed 50 or more rebounds

vs. Belmont, 11-23-10 (54)

Won by 20-29 points

vs. Savannah State, 12-1-14 (W, 68-47/+21)

Won by 30-39 points

vs. Barber-Scotia, 2-6-14 (W, 92-62/+30)

Won by 40-49 points

vs. Mars Hill, 12-9-14 (W, 96-51/+45)

Won by 50+ points

vs. Palm Beach Atlantic, 12-22-05 (W, 101-49/+52)

Lost by 20-29 points

vs. #7 VMI, 3-1-12 (L, 75-55/-20)

Lost by 30-39 points

at Dayton, 1-1-14 (L, 81-47/-34)

Lost by 40-49 points

vs. Duke, 3-14-02 (L, 84-37/-47)

Lost by 50+ points

at Syracuse, 11-22-96 (L, 106-51/-55)

Hit 10 or more threes

vs. Pfeiffer, 11-15-14 (11)

Attempted 40 or more free throws

vs. Appalachian State, 12-16-13 (40)

Dished Out 20 Assists

vs. Barber-Scotia, 2-6-14 (22)

Had 15 Or More Steals

vs. Liberty, 1-9-10 (15)

Had 3 players in double-figures

at Jacksonville St., 12-3-14 (Johnson 22, Scott 16, Prescott 15)

Had 4 players in double-figures

at Clemson, 11-17-14 (Johnson 19, Moore 18, Smith 16, Henry 10)

Had 5 or more players in double-figures

vs. UNC Asheville, 2-26-14 (Johnson 27, Moore 22, Jerome 17, Smith 17, Davenport 12)

Had two players score 20 or more points same game

2-26-14 vs. UNC Asheville (Johnson 27, Moore 22)

WINTHROP PLAYER...

Score 20-29 Points

12-6-14, at #21 Maryland (Keon Moore, 20)

Score 30-39 Points

12-27-11, at Georgia (Andre Jones, 33)

Score 40 Or More Points

11-10-06, vs. North Greenville (Michael Jenkins, 40)

Hit 10 Field Goals Or More

Joab Jerome (10, vs. Radford, 3-5-13)

Made 10 or more free throws

James Bourne (10-for-12 at Hampton, 12-29-13)

Made 5 or more threes

Keon Moore (7-for-10 vs. Pfeiffer, 11-15-14)

Dish Out 10 Or More Assists

Reggie Middleton (12, vs. VMI, 1-7-12)

Record 5 Or More Steals

Andre Smith (5, vs. Pfeiffer, 11-14-14)

Have 5 Or More Blocks

George Valentine (5, vs. High Point, 1-28-12)

Register A Double-Double (Guard)

Keon Moore (24 points, 10 rebounds vs. ETSU, 11-28-14)

Register A Double-Double (Forward/Center)

Tevin Prescott (15 points, 11 rebounds at Jacksonville St., 12-3-14)



2014-15 MISC. STATS

Most First Half Points

Winthrop 50 vs. Mars Hill
Opponents 36 at Clemson

Fewest First Half Points

Winthrop 28 at Savannah St./ETSU
Opponents 21 vs. Pfeiffer

Largest Half Time Lead

Winthrop 22 vs. Mars Hill
Opponents 7 at Clemson

Largest Deficit in Win

Winthrop 7 at Clemson

Largest Lead In Loss

Winthrop 9 at #21 Maryland

Most Points 2nd OT

Winthrop n/a
Opponents n/a

First Player To Score

Moore	3
Prescott	2
Johnson	1
Scott	1
Smith	1

First Off The Bench

Johnson	4
Lopez	3
Cooks	3
Okeke	2
Davenport	1

Points Leader

	Sea.	Car.
Moore	6	11
Johnson	1	10
Scott	1	1
Smith	0	10
Davenport	0	1
Henry	0	9

Rebound Leader

	Sea.	Car.
Prescott	4	6
Moore	2	7
Cooks	2	2
Scott	1	4
Davenport	1	2
Brown	0	22
Bourne	0	13
Smith	0	7
Johnson	0	2
Henry	0	2

Assist Leader

	Sea.	Car.
Smith	8	35
Henry	1	8
Johnson	1	6
Moore	1	4
Bourne	0	1

Steals Leader

	Sea.	Car.
Smith	3	22
Moore	2	12
Davenport	2	5
Lopez	2	2
Prescott	1	6
Johnson	1	6
Scott	1	1
Blake	1	1
Cooks	1	1
Brown	0	19
Henry	0	7
Bourne	0	9

Most Second Half Points

Winthrop 46 vs. Mars Hill
Opponents 48 at #21 Maryland

Fewest Second Half Points

Winthrop 30 at Savannah St.
Opponents 23 vs. Mars Hill

Largest Margin of Victory

Winthrop +45 vs. Mars Hill
Opponents n/a

Largest Deficit In Loss

Winthrop 20 at #21 Maryland

Most Points 1st OT

Winthrop 8 at Jacksonville St.
Opponents 11 at Jacksonville St.

Blocks Leader

	Sea.	Car.
Cooks	4	4
Okeke	2	2
Prescott	1	9
Scott	1	4
Brown	0	27
Moore	0	4
Davenport	0	4
Bourne	0	5
Smith	0	1
Henry	0	1

20+ Points

	Sea.	Car.
Moore	4	12
Johnson	1	4
Smith	0	3

30+ Points

none

10+ Assists

none

10+ Rebounds

	Sea.	Car.
Prescott	1	1
Moore	1	1
Brown	0	3
Bourne	0	1

5+ Steals

	Sea.	Car.
Andre Smith	1	1
Keon Moore	0	1

Double-Doubles

	Sea.	Car.
Moore	1	1
Prescott	1	1
Brown	0	2
Bourne	0	1
Jerome	0	2

✓ Historical Check List

Largest Victory Margin Over Div. I Team
44, vs. VMI (85-41-home, 2007-08)

Largest Victory Margin All-Time
97 vs. Johnson & Wales (12-7-96)

Largest Losing Margin To Div. I Team
57 vs. Seton Hall (12-29-90)

Largest Losing Margin All-Time
71 vs. Morris (11-29-85)

Longest Winning Streak (All Games)
18 (2004-05)

Longest Winning Streak (Big South Games)
16 (2006-07)

Longest Losing Streak (All Games)
13 (1996-97)

Longest Losing Streak (Big South Games)
19 (2003-04 to 2004-05)

Most Wins In A Season All-Time
31 (1980-81)

Most Wins In A Season As Div. I School
29 (2006-07)

Most Losses In A Season All-Time
23 (1993-94)

Fewest Wins In A Season As Div. I School
4 (1993-94)

Most Home Wins All-Time
16 (2004-05)

Most Home Wins As Div. I School
16 (2004-05)

Most Away Wins All-Time
12 (1978-79, 2006-07)

Most Away Wins As Div. I School
12 (2006-07)

Most Home Wins In Winthrop Coliseum
16 (2004-05)

Most Big South Conference Wins (Season)
16 (2006-07)

Most Big South Conference Losses (Season)
15 (1993-94)

Most Points Scored In A Half All-Time
64 vs. Johnson & Wales (12-7-96)

Most Points Scored In A Half (Div. I)
64 vs. Johnson & Wales (12-7-96)

Fewest Points Scored In A Half (All Games)
6 at College of Charleston (1983)

Fewest Points Scored In A Half (Div. I)
11 vs. Washington St. (3-20-08)

Last Time Without A 3-Point Field Goal
0-8, vs. Presbyterian College (2-14-12)

Winthrop Year-By-Year Team Stats

YEAR	FG%	FT%	3PPG%	REBOUNDS	ASSISTS	TURNOVERS	BLOCKS	STEALS	SCORING	GAMES
78-79	.480	.642	n/a	1613/46.0	818	484	158	351	78.6	35
79-80	.483	.710	n/a	1426/47.5	646	410	148	279	79.1	30
80-81	.516	.693	n/a	1598/40.9	653	554	157	390	73.4	39
81-82	.500	.692	n/a	1299/39.3	524	508	124	237	68.8	33
82-83	.489	.716	n/a	1185/33.8	543	615	89	344	65.0	35
83-84	.476	.741	n/a	1089/34.0	510	430	99	177	67.4	32
84-85	.494	.676	n/a	901/33.4	322	470	61	181	64.8	27
85-86	.530	.668	n/a	1157/39.9	380	475	97	227	79.8	29
86-87	.497	.682	.409	998/35.6	338	485	28	151	66.6	28
87-88	.493	.677	.431	1011/33.7	374	471	56	196	65.5	30
88-89	.497	.747	.348	984/33.9	388	401	51	183	69.3	29
89-90	.487	.736	.396	990/34.1	419	496	63	231	72.1	29
90-91	.466	.627	.367	904/32.3	370	536	63	192	62.5	28
91-92	.466	.677	.328	784/28.0	354	514	74	191	60.6	28
92-93	.466	.682	.375	1074/35.8	489	488	80	225	83.6	30
93-94	.400	.693	.359	995/36.9	404	445	66	189	72.1	27
94-95	.417	.678	.354	914/33.9	425	429	63	216	71.8	27
95-96	.423	.647	.330	936/36.0	362	457	68	180	68.5	26
96-97	.429	.630	.327	1040/38.5	376	456	109	218	71.3	27
97-98	.390	.618	.348	952/35.3	357	414	80	218	63.4	27
98-99	.432	.655	.374	1034/35.7	414	440	79	215	68.8	29
99-00	.426	.664	.386	1171/39.0	406	474	104	215	73.1	30
00-01	.408	.687	.351	1103/35.6	351	441	78	223	65.7	31
01-02	.418	.655	.308	1178/38.0	359	459	129	236	67.5	31
02-03	.430	.646	.344	1114/37.1	381	436	155	231	70.1	30
03-04	.433	.696	.322	953/34.0	363	401	124	246	66.3	28
04-05	.445	.677	.364	1153/34.9	477	464	125	269	68.0	33
05-06	.448	.692	.362	1127/36.4	490	439	102	298	73.4	31
06-07	.477	.624	.360	1279/37.6	567	445	126	268	74.9	34
07-08	.438	.591	.370	1195/35.1	435	439	125	285	64.9	34
08-09	.406	.672	.284	1031/34.4	332	403	118	197	61.1	30
09-10	.380	.644	.248	1276/38.7	346	402	135	283	61.9	33
10-11	.415	.643	.307	1121/37.4	352	394	98	223	65.8	30
11-12	.421	.656	.310	1080/33.8	349	393	104	217	63.6	32
12-13	.416	.688	.315	1008/32.5	294	403	67	150	60.0	31
13-14	.445	.713	.397	1072/32.5	378	412	89	211	74.0	33
14-15	.427	.702	.357	296/37.0	100	110	37	60	72.9	8

Season-Highs In Bold/Italics

2014-15 Season Box Score

THE STAT CREW SYSTEM
Winthrop Season Box Score (as of Dec 09, 2014)
All games

RECORD:	OVERALL	HOME	AWAY	NEUTRAL
ALL GAMES	4-4	3-1	1-3	0-0
CONFERENCE	0-0	0-0	0-0	0-0
NON-CONFERENCE	4-4	3-1	1-3	0-0

##	Player	gp-gs	min	Total		3-Point		F-Throw		Rebounds				pf	dq	a	to	blk	stl	pts	avg				
				fg-fga	fg%	3fg-fga	3fg%	ft-fa	ft%	off	def	tot	avg												
10	MOORE, Keon	8-8	246	30.8	46-97	.474	26-55	.473	20-25	.800	10	29	39	4.9	20	0	9	15	3	10	138	17.3			
05	JOHNSON, Keon	8-2	201	25.1	25-69	.362	12-39	.308	28-32	.875	1	10	11	1.4	16	0	12	11	0	2	90	11.3			
11	SMITH, Andre	8-8	239	29.9	25-78	.321	15-47	.319	11-15	.733	1	14	15	1.9	10	0	43	17	1	13	76	9.5			
35	SCOTT, Jarad	8-7	153	19.1	21-34	.618	7-14	.500	10-13	.769	11	22	33	4.1	22	0	4	11	6	3	59	7.4			
31	PRESCOTT, Tevin	8-8	183	22.9	19-31	.613	0-0	.000	9-26	.346	18	31	49	6.1	26	1	1	10	4	6	47	5.9			
12	COOKS, Xavier	8-3	163	20.4	14-34	.412	0-4	.000	6-14	.429	15	28	43	5.4	25	2	10	14	12	6	34	4.3			
42	DAVENPORT, Josh	8-0	125	15.6	10-36	.278	0-6	.000	12-15	.800	10	12	22	2.8	16	0	9	9	2	9	32	4.0			
15	HENRY, Derrick	8-4	113	14.1	9-28	.321	3-11	.273	10-12	.833	2	7	9	1.1	8	0	4	5	0	3	31	3.9			
21	LOPEZ, Joseph	8-0	92	11.5	11-27	.407	0-1	.000	8-10	.800	8	18	26	3.3	16	0	2	5	1	4	30	3.8			
00	OKEKE, Duby	8-0	68	8.5	11-15	.733	0-0	.000	5-9	.556	3	10	13	1.6	12	1	2	8	8	1	27	3.4			
03	BLAKE, Kellen	3-0	8	2.7	3-3	1.000	1-1	1.000	3-3	1.000	1	1	2	0.7	0	0	0	0	0	2	10	3.3			
04	HILL, Mitch	3-0	12	4.0	2-7	.286	2-7	.286	3-4	.750	0	2	2	0.7	0	0	2	1	0	0	9	3.0			
33	SADLON, Hunter	3-0	15	5.0	0-0	.000	0-0	.000	0-0	.000	0	2	2	0.7	3	0	2	1	0	0	0	0.0			
32	POOLE, Freddy	3-0	7	2.3	0-0	.000	0-0	.000	0-0	.000	0	1	1	0.3	1	0	0	1	0	1	0	0.0			
Team											13	16	29												2
Total.....		8	1625		196-459	.427	66-185	.357	125-178	.702	93	203	296	37.0	175	4	100	110	37	60	583	72.9			
Opponents.....		8	1625		171-442	.387	48-150	.320	130-200	.650	103	199	302	37.8	162	3	78	129	37	56	520	65.0			

Score by Periods	1st	2nd	OT	Totals
Winthrop	275	300	8	583
Opponents	231	278	11	520

2014-15 Game Results

THE STAT CREW SYSTEM Winthrop Season Schedule/Results & Leaders (as of Dec 09, 2014) All games

RECORD:	OVERALL	HOME	AWAY	NEUTRAL
ALL GAMES	4-4	3-1	1-3	0-0
CONFERENCE	0-0	0-0	0-0	0-0
NON-CONFERENCE	4-4	3-1	1-3	0-0

Date	Opponent	Score	Att.	High Points	High Rebounds
11/15/14	PFEIFFER	W 82-59	2328	(25)MOORE, Keon	(10)SCOTT, Jarad
11/17/14	at Clemson	W 77-74	5960	(19)JOHNSON, Keon	(5)MOORE, Keon
11/20/14	at Savannah State	58-59 L	3010	(20)MOORE, Keon	(7)COOKS, Xavier
11/24/14	EAST TENNESSEE STATE	64-69 L	1498	(24)MOORE, Keon	(10)MOORE, Keon
12/01/14	SAVANNAH STATE	W 68-47	804	(15)SCOTT, Jarad	(7)PRESCOTT, Tevin
12/3/14	at Jacksonville State	76-79 Lot	1433	(22)JOHNSON, Keon	(11)PRESCOTT, Tevin
12/06/14	at Maryland Terrapins	62-82 L	9345	(20)MOORE, Keon	(7)PRESCOTT, Tevin
12/09/14	MARS HILL	W 96-51	924	(17)MOORE, Keon	(10)PRESCOTT, Tevin
					(10)COOKS, Xavier

* = Big South game
= Big South Tournament

Attendance Summary	Games	Attend	Avg/Game
Home	4	5554	1388
Away	4	19748	4937
Neutral	0	0	0
Total	8	25302	3163



2014-15 Winthrop Men's Basketball Roster

NO.	NAME	YR.	POS.	HT.	WT.	HOMETOWN/PREVIOUS SCHOOL
0	Duby Okeke	R-Fr.	C	6-8	230	Jonesboro, GA/Jonesboro H.S.
1	Roderick Perkins\$	Jr.	F	6-5	185	Smyrna, GA/Erskine College
3	Kellen Blake	Fr.	G	6-2	165	Arlington, VA/Washington Lee H.S.
4	Mitch Hill	Fr.	SF	6-4	200	Cincinnati, OH/Sycamore H.S.
5	Keon Johnson	So.	G	5-7	160	Mansfield, OH/Mansfield Senior H.S.
10	Keon Moore	R-Sr.	G	6-5	190	Windsor, NC/Catawba College
11	Andre Smith	Sr.	G	5-10	170	Tampa, FL/Blake H.S.
12	Xavier Cooks	Fr.	G/F	6-8	185	Wollongong, New South Wales/Australian Institute of Sport Centre of Excellence (ISCE)
15	Derrick Henry	R-Jr.	G	6-2	190	Covington, GA/Newton H.S.
21	Joseph Lopez	Fr.	F	6-6	225	Miami, FL/South Miami H.S.
23	Larry Brown	Sr.	F	6-6	210	Red Spring, NC/Fork Union Military Academy
25	Zach Price\$	Jr.	C	6-10	250	Louisville, KY/Missouri
31	Tevin Prescott	Jr.	F	6-5	180	Hartsville, SC/Hartsville H.S.
32	Freddy Poole	Fr.	PF	6-7	240	Columbia, SC/Dutch Fork H.S.
33	Hunter Sadlon	So.	G	6-0	168	Cincinnati, OH/Turpin H.S.
35	Jarad Scott	So.	F	6-8	215	Lumberton, NC/Flora MacDonald Academy
42	Joshua Davenport	So.	F	6-5	200	Cincinnati, OH/Moeller H.S.
44	James Bourne	Sr.	F	6-8	245	Alexandria, VA/Bishop O'Connell H.S.

\$ Transfer--Not eligible '14-15

COACHING STAFF

Head Coach—Pat Kelsey (Xavier, '98)

Associate Head Coach—Mark Prosser (Marist, '02)

Assistant Coach—Marty McGillan (UNC Wilmington, '90)

Assistant Coach—Brian Kloman (Tennessee, '02)


Director of Basketball Operations—Tony Rack (Northern Kentucky, '12)

Video Coordinator: Matt Griggs (Centre College, '13)

Graduate Assistant: Casey Sorrell (Erskine College, '14)

PRONUNCIATION GUIDE

0 Due-Be OH-KAY-KAY



#0 DUBY OKEKE

R-Freshman

6-8, 230, Center

Jonesboro, GA (Jonesboro H.S.)

Opponent	Date	gs	min	Total		3-Pointers		Free throws		Rebounds				pf	a	t/o	blk	stl	pts	avg
				fg-fga	pct	3fg-fga	pct	ft-fa	pct	off	def	tot	avg							
PFEIFFER	11/15/14		12	3-3	1.000	0-0	.000	4-6	.667	1	3	4	4.0	1	1	0	1	1	10	10.0
at Clemson	11/17/14		7	1-1	1.000	0-0	.000	0-0	.000	0	1	1	2.5	5	1	2	3	0	2	6.0
at Savannah State	11/20/14		9	1-1	1.000	0-0	.000	0-0	.000	0	0	0	1.7	0	0	1	0	0	2	4.7
EAST TENNESSEE STAT	11/24/14		5	0-0	.000	0-0	.000	1-2	.500	0	1	1	1.5	1	0	2	0	0	1	3.8
SAVANNAH STATE	12/01/14		13	1-1	1.000	0-0	.000	0-0	.000	1	4	5	2.2	1	0	2	3	0	2	3.4
at Jacksonville State	12/3/14		2	0-1	.000	0-0	.000	0-0	.000	0	0	0	1.8	1	0	1	0	0	0	2.8
at Maryland Terrapins	12/06/14		4	1-2	.500	0-0	.000	0-0	.000	1	0	1	1.7	0	0	0	0	0	2	2.7
MARS HILL	12/09/14		16	4-6	.667	0-0	.000	0-1	.000	0	1	1	1.6	3	0	0	1	0	8	3.4
Totals		0	68	11-15	.733	0-0	.000	5-9	.556	3	10	13	1.6	12	2	8	8	1	27	3.4

Games played: 8
 Minutes/game: 8.5
 Points/game: 3.4
 FG Pct: 73.3
 FT Pct: 55.6

Rebounds/game: 1.6
 Assists/game: 0.3
 Turnovers/game: 1.0
 Assist/turnover ratio: 0.3
 Steals/game: 0.1
 Blocks/game: 1.0

****CAREER-HIGHS****

Points.....10 (vs. Pfeiffer, 11-15-14)
 Minutes.....16 (vs. Mars Hill, 12-9-14)
 FGM.....4 (vs. Mars Hill, 12-9-14)
 FGA6 (vs. Mars Hill, 12-9-14)
 3PTFGM.....n/a
 3PTFGAs.....n/a
 FTM4 (vs. Pfeiffer, 11-15-14)
 FTA6 (vs. Pfeiffer, 11-15-14)
 Rebounds5 (vs. Savannah State, 12-1-14)
 Assists1 (two times)
 Blocks3 (two times)
 Steals.....1 (vs. Pfeiffer, 11-15-14)
 Turnovers2 (three times)

****CAREER-HIGHS BIG SOUTH GAMES**
 (doesn't include conference tourney games)**

Points.....n/a
 Minutes.....n/a
 FGM.....n/a
 FGAn/a
 3PTFGM.....n/a
 3PTFGAs.....n/a
 FTMn/a
 FTAn/a
 Reboundsn/a
 Assistsn/a
 Blocksn/a
 Steals.....n/a
 Turnoversn/a



#3 Kellen Blake

Freshman

6-2, 165, Guard

Arlington, VA (Washington Lee H.S.)

Opponent	Date	gs	min	Total		3-Pointers		Free throws		Rebounds				pf	a	t/o	blk	stl	pts	avg
				fg-fga	pct	3fg-fga	pct	ft-fta	pct	off	def	tot	avg							
PFEIFFER	11/15/14	2		0-0	.000	0-0	.000	3-3	1.000	0	0	0	0.0	0	0	0	0	0	3	3.0
SAVANNAH STATE	12/01/14	3		0-0	.000	0-0	.000	0-0	.000	1	0	1	0.5	0	0	0	0	1	0	1.5
MARS HILL	12/09/14	3		3-3	1.000	1-1	1.000	0-0	.000	0	1	1	0.7	0	0	0	0	1	7	3.3
Totals		0	8	3-3	1.000	1-1	1.000	3-3	1.000	1	1	2	0.7	0	0	0	0	2	10	3.3

Games played: 3
 Minutes/game: 2.7
 Points/game: 3.3
 FG Pct: 100.0

Rebounds/game: 0.7
 Steals/game: 0.7

CAREER-HIGHS

Points.....7 (vs. Mars Hill, 12-9-14)
 Minutes.....3 (two times)
 FGM.....3 (vs. Mars Hill, 12-9-14)
 FGA3 (vs. Mars Hill, 12-9-14)
 3PTFGM.....1 (vs. Mars Hill, 12-9-14)
 3PTFGAs.....1 (vs. Mars Hill, 12-9-14)
 FTM3 (vs. Pfeiffer, 11-15-14)
 FTA.....3 (vs. Pfeiffer, 11-15-14)
 Rebounds1 (two times)
 Assistsn/a
 Blocksn/a
 Steals.....1 (two times)
 Turnoversn/a

CAREER-HIGHS BIG SOUTH GAMES (doesn't include conference tourney games)

Points.....n/a
 Minutes.....n/a
 FGM.....n/a
 FGAn/a
 3PTFGM.....n/a
 3PTFGAs.....n/a
 FTMn/a
 FTA.....n/a
 Reboundsn/a
 Assistsn/a
 Blocksn/a
 Steals.....n/a
 Turnoversn/a



#4 Mitch Hill

Freshman

6-4, 200, Forward

Cincinnati, OH (Sycamore H.S.)

Opponent	Date	gs	min	Total		3-Pointers		Free throws		Rebounds				pf	a	t/o	blk	stl	pts	avg
				fg-fga	pct	3fg-fga	pct	ft-fga	pct	off	def	tot	avg							
PFEIFFER	11/15/14		4	1-2	.500	1-2	.500	1-2	.500	0	0	0	0.0	0	0	0	0	0	4	4.0
SAVANNAH STATE	12/01/14		4	0-3	.000	0-3	.000	0-0	.000	0	0	0	0.0	0	0	1	0	0	0	2.0
MARS HILL	12/09/14		4	1-2	.500	1-2	.500	2-2	1.000	0	2	2	0.7	0	2	0	0	0	5	3.0
Totals		0	12	2-7	.286	2-7	.286	3-4	.750	0	2	2	0.7	0	2	1	0	0	9	3.0

Games played: 3
 Minutes/game: 4.0
 Points/game: 3.0
 FG Pct: 28.6
 3FG Pct: 28.6
 FT Pct: 75.0

Rebounds/game: 0.7
 Assists/game: 0.7
 Turnovers/game: 0.3
 Assist/turnover ratio: 2.0

CAREER-HIGHS

Points.....5 (vs. Mars Hill, 12-9-14)
 Minutes.....4 (three times)
 FGM.....1 (two times)
 FGA.....3 (vs. Savannah State, 12-1-14)
 3PTFGM.....1 (two times)
 3PTFGAs.....3 (vs. Savannah State, 12-1-14)
 FTM.....2 (vs. Mars Hill, 12-9-14)
 FTA.....2 (two times)
 Rebounds.....2 (vs. Mars Hill, 12-9-14)
 Assists.....2 (vs. Mars Hill, 12-9-14)
 Blocks.....n/a
 Steals.....n/a
 Turnovers.....1 (vs. Savannah State, 12-1-14)

CAREER-HIGHS BIG SOUTH GAMES (doesn't include conference tourney games)

Points.....n/a
 Minutes.....n/a
 FGM.....n/a
 FGA.....n/a
 3PTFGM.....n/a
 3PTFGAs.....n/a
 FTM.....n/a
 FTA.....n/a
 Rebounds.....n/a
 Assists.....n/a
 Blocks.....n/a
 Steals.....n/a
 Turnovers.....n/a



#5 Keon Johnson

Sophomore

5-7, 160, Guard

Mansfield, OH (Mansfield Senior H.S.)

Opponent	Date	gs	min	Total		3-Pointers		Free throws		Rebounds				pf	a	t/o	blk	stl	pts	avg
				fg-fga	pct	3fg-fga	pct	ft-fa	pct	off	def	tot	avg							
PFEIFFER	11/15/14		17	0-3	.000	0-2	.000	1-2	.500	0	0	0	0.0	4	2	2	0	0	1	1.0
at Clemson	11/17/14		25	7-12	.583	2-4	.500	3-4	.750	0	2	2	1.0	2	3	0	0	0	19	10.0
at Savannah State	11/20/14		22	0-8	.000	0-5	.000	0-0	.000	0	0	0	0.7	2	2	3	0	1	0	6.7
EAST TENNESSEE STAT	11/24/14		25	1-8	.125	1-7	.143	0-0	.000	0	1	1	0.8	1	2	1	0	0	3	5.8
SAVANNAH STATE	12/01/14		22	4-9	.444	2-4	.500	3-3	1.000	0	2	2	1.0	0	1	2	0	1	13	7.2
at Jacksonville State	12/3/14		31	4-9	.444	2-4	.500	12-13	.923	1	2	3	1.3	3	1	2	0	0	22	9.7
at Maryland Terrapins	12/06/14	*	34	5-14	.357	4-10	.400	4-4	1.000	0	3	3	1.6	2	0	1	0	0	18	10.9
MARS HILL	12/09/14	*	25	4-6	.667	1-3	.333	5-6	.833	0	0	0	1.4	2	1	0	0	0	14	11.3
Totals		2	201	25-69	.362	12-39	.308	28-32	.875	1	10	11	1.4	16	12	11	0	2	90	11.3

Games played: 8
 Minutes/game: 25.1
 Points/game: 11.3
 FG Pct: 36.2
 3FG Pct: 30.8
 FT Pct: 87.5


Rebounds/game: 1.4
 Assists/game: 1.5
 Turnovers/game: 1.4
 Assist/turnover ratio: 1.1
 Steals/game: 0.3

CAREER-HIGHS

Points.....27 (vs. UNC Asheville, 2-26-14)
 Minutes.....40 (at Hampton, 12-29-13)
 FGM.....8 (vs. UNC Asheville, 2-26-14)
 FGA15 (vs. UNC Asheville, 2-26-14)
 3PTFGM.....5 (two times)
 3PTFGAs.....10 (at #21 Maryland, 12-6-14)
 FTM12 (at Jacksonville St., 12-3-14)
 FTA13 (at Jacksonville St., 12-3-14)
 Rebounds5 (two times)
 Assists3 (six times)
 Blocks.....n/a
 Steals.....3 (vs. UNC Asheville, 2-26-14)
 Turnovers4 (at #14 VCU, 11-16-13)

CAREER-HIGHS BIG SOUTH GAMES (doesn't include conference tourney games)

Points.....27 (vs. UNC Asheville, 2-26-14)
 Minutes.....34 (at Coastal Carolina, 1-18-14)
 FGM.....8 (vs. UNC Asheville, 2-26-14)
 FGA15 (vs. UNC Asheville, 2-26-14)
 3PTFGM.....5 (vs. UNC Asheville, 2-26-14)
 3PTFGAs.....8 (at Coastal Carolina, 1-18-14)
 FTM6 (vs. UNC Asheville, 2-26-14)
 FTA8 (vs. UNC Asheville, 2-26-14)
 Rebounds5 (at UNC Asheville, 1-22-14)
 Assists3 (two times)
 Blocks.....n/a
 Steals.....3 (vs. UNC Asheville, 2-26-14)
 Turnovers2 (three times)



#10 Keon Moore

Senior

6-5, 190, Guard

Windsor, NC (Catawba College)

Opponent	Date	gs	min	Total		3-Pointers		Free throws		Rebounds				pf	a	t/o	blk	stl	pts	avg	
				fg-fga	pct	3fg-fga	pct	ft-flt	pct	off	def	tot	avg								
PFEIFFER	11/15/14	*	28	9-15	.600	7-10	.700	0-0	.000	4	4	8	8.0	2	1	2	1	0	25	25.0	
at Clemson	11/17/14	*	39	5-12	.417	3-8	.375	5-6	.833	1	4	5	6.5	3	2	0	0	3	18	21.5	
at Savannah State	11/20/14	*	33	7-16	.438	3-8	.375	3-4	.750	2	2	4	5.7	3	2	2	0	2	20	21.0	
EAST TENNESSEE STAT	11/24/14	*	36	7-18	.389	5-12	.417	5-7	.714	2	8	10	6.8	2	0	4	0	1	24	21.8	
SAVANNAH STATE	12/01/14	*	25	2-7	.286	2-4	.500	0-0	.000	0	4	4	6.2	3	0	4	1	1	6	18.6	
at Jacksonville State	12/3/14	*	32	3-7	.429	2-2	1.000	0-0	.000	0	2	2	5.5	3	1	1	1	0	8	16.8	
at Maryland Terrapins	12/06/14	*	29	7-11	.636	4-7	.571	2-2	1.000	1	0	1	4.9	4	1	2	0	0	20	17.3	
MARS HILL	12/09/14	*	24	6-11	.545	0-4	.000	5-6	.833	0	5	5	4.9	0	2	0	0	3	17	17.3	
Totals			8	246	46-97	.474	26-55	.473	20-25	.800	10	29	39	4.9	20	9	15	3	10	138	17.3

Games played: 8
 Minutes/game: 30.8
 Points/game: 17.3
 FG Pct: 47.4
 3FG Pct: 47.3
 FT Pct: 80.0


Rebounds/game: 4.9
 Assists/game: 1.1
 Turnovers/game: 1.9
 Assist/turnover ratio: 0.6
 Steals/game: 1.3
 Blocks/game: 0.4

CAREER-HIGHS (Div. 1)

Points.....27 (at Gardner-Webb, 2-22-14)
 Minutes.....41 (vs. UNC Asheville, 2-26-14)
 FGM.....9 (three times)
 FGA18 (vs. East Tennessee St., 11-24-14)
 3PTFGM.....7 (vs. Pfeiffer, 11-15-14)
 3PTFGAs.....12 (vs. East Tennessee St., 11-24-14)
 FTM8 (two times)
 FTA.....9 (two times)
 Rebounds10 (vs. East Tennessee St., 11-24-14)
 Assists4 (at Hampton, 12-29-13)
 Blocks2 (vs. Gardner-Webb, 1-15-14)
 Steals.....5 (vs. Gardner-Webb, 1-15-14)
 Turnovers4 (three times)

CAREER-HIGHS BIG SOUTH GAMES (doesn't include conference tourney games)

Points.....27 (at Gardner-Webb, 2-22-14)
 Minutes.....41 (vs. UNC Asheville, 2-26-14)
 FGM.....9 (two times)
 FGA17 (at Coastal Carolina, 1-18-14)
 3PTFGM.....5 (vs. Charleston Southern, 1-11-14)
 3PTFGAs.....11 (at Longwood, 2-12-14)
 FTM8 (at Gardner-Webb, 2-22-14)
 FTA.....9 (at Gardner-Webb, 2-22-14)
 Rebounds9 (vs. VMI, 1-25-14)
 Assists2 (at Presbyterian College, 1-8-14)
 Blocks2 (vs. Gardner-Webb, 1-15-14)
 Steals.....5 (vs. Gardner-Webb, 1-15-14)
 Turnovers4 (vs. Charleston Southern, 1-11-14)



#11 Andre Smith

Senior

5-10, 170, Guard

Tampa, FL (Blake H.S.)

Opponent	Date	gs	min	Total		3-Pointers		Free throws		Rebounds				pf	a	t/o	blk	stl	pts	avg	
				fg-fga	pct	3fg-fga	pct	ft-fga	pct	off	def	tot	avg								
PFEIFFER	11/15/14	*	27	4-14	.286	2-7	.286	2-2	1.000	0	1	1	1.0	1	8	3	0	5	12	12.0	
at Clemson	11/17/14	*	32	5-14	.357	2-5	.400	4-4	1.000	0	2	2	1.5	3	4	1	0	0	16	14.0	
at Savannah State	11/20/14	*	31	4-7	.571	4-6	.667	0-2	.000	0	3	3	2.0	0	2	5	1	1	12	13.3	
EAST TENNESSEE STAT	11/24/14	*	34	4-13	.308	2-8	.250	2-2	1.000	0	4	4	2.5	2	8	1	0	3	12	13.0	
SAVANNAH STATE	12/01/14	*	29	3-9	.333	2-4	.500	0-0	.000	1	0	1	2.2	2	6	1	0	1	8	12.0	
at Jacksonville State	12/3/14	*	29	1-5	.200	1-4	.250	1-3	.333	0	1	1	2.0	0	7	1	0	0	4	10.7	
at Maryland Terrapins	12/06/14	*	32	2-8	.250	1-7	.143	0-0	.000	0	1	1	1.9	2	4	2	0	1	5	9.9	
MARS HILL	12/09/14	*	25	2-8	.250	1-6	.167	2-2	1.000	0	2	2	1.9	0	4	3	0	2	7	9.5	
Totals			8	239	25-78	.321	15-47	.319	11-15	.733	1	14	15	1.9	10	43	17	1	13	76	9.5

Games played: 8
 Minutes/game: 29.9
 Points/game: 9.5
 FG Pct: 32.1
 3FG Pct: 31.9
 FT Pct: 73.3

Rebounds/game: 1.9
 Assists/game: 5.4
 Turnovers/game: 2.1
 Assist/turnover ratio: 2.5
 Steals/game: 1.6
 Blocks/game: 0.1


CAREER-HIGHS

Points.....26 (at James Madison, 12-1-12)
 Minutes.....39 (at Gardner-Webb, 2-22-14)
 FGM.....8 (at James Madison, 12-1-12)
 FGA.....14 (four times)
 3PTFGM.....5 (vs. Charleston Southern, 1-11-14)
 3PTFGAs.....10 (at Virginia Tech, 12-3-13)
 FTM.....7 (vs. USC Upstate, 11-13-13)
 FTA.....8 (vs. USC Upstate, 11-13-13)
 Rebounds.....7 (two times)
 Assists.....8 (two times)
 Blocks.....1 (six times)
 Steals.....5 (vs. Pfeiffer, 11-15-14)
 Turnovers.....6 (vs. VCU, 11-17-12)

CAREER-HIGHS BIG SOUTH GAMES

(doesn't include conference tourney games)

Points.....20 (vs. Charleston Southern, 2-13-13)
 Minutes.....39 (at Gardner-Webb, 2-22-14)
 FGM.....6 (two times)
 FGA.....12 (two times)
 3PTFGM.....5 (vs. Charleston Southern, 1-11-14)
 3PTFGAs.....9 (vs. Charleston Southern, 1-11-14)
 FTM.....6 (vs. Charleston Southern, 2-13-13)
 FTA.....7 (vs. Charleston Southern, 2-13-13)
 Rebounds.....7 (vs. Coastal Carolina, 1-30-13)
 Assists.....6 (vs. UNC Asheville, 2-26-14)
 Blocks.....1 (three times)
 Steals.....4 (vs. Coastal Carolina, 1-30-13)
 Turnovers.....4 (vs. Gardner-Webb, 1-23-13)



#12 Xavier Cooks

Freshman

6-8, 185, Guard/Forward

Wollongong, New South Wales (AISCE)

Opponent	Date	gs	min	Total		3-Pointers		Free throws		Rebounds				pf	a	t/o	blk	stl	pts	avg
				fg-fga	pct	3fg-fga	pct	ft-fa	pct	off	def	tot	avg							
PFEIFFER	11/15/14		14	1-2	.500	0-0	.000	0-0	.000	2	0	2	2.0	5	0	1	0	1	2	2.0
at Clemson	11/17/14		14	1-3	.333	0-1	.000	0-0	.000	0	4	4	3.0	5	0	1	0	1	2	2.0
at Savannah State	11/20/14		25	2-5	.400	0-0	.000	1-4	.250	2	5	7	4.3	3	1	0	2	1	5	3.0
EAST TENNESSEE STAT	11/24/14	*	20	3-4	.750	0-0	.000	0-0	.000	3	2	5	4.5	3	1	2	3	1	6	3.8
SAVANNAH STATE	12/01/14	*	23	2-5	.400	0-2	.000	0-2	.000	2	4	6	4.8	2	2	3	2	0	4	3.8
at Jacksonville State	12/3/14	*	27	2-5	.400	0-1	.000	0-0	.000	0	5	5	4.8	1	4	2	1	1	4	3.8
at Maryland Terrapins	12/06/14		22	1-4	.250	0-0	.000	2-2	1.000	2	2	4	4.7	4	2	2	1	1	4	3.9
MARS HILL	12/09/14		18	2-6	.333	0-0	.000	3-6	.500	4	6	10	5.4	2	0	3	3	0	7	4.3
Totals		3	163	14-34	.412	0-4	.000	6-14	.429	15	28	43	5.4	25	10	14	12	6	34	4.3

Games played: 8
 Minutes/game: 20.4
 Points/game: 4.3
 FG Pct: 41.2
 3FG Pct: 0.0
 FT Pct: 42.9

Rebounds/game: 5.4
 Assists/game: 1.3
 Turnovers/game: 1.8
 Assist/turnover ratio: 0.7
 Steals/game: 0.8
 Blocks/game: 1.5

CAREER-HIGHS

Points.....7 (vs. Mars Hill, 12-9-14)
 Minutes.....25 (at Savannah State, 11-20-14)
 FGM.....3 (vs. East Tennessee St., 11-24-14)
 FGA5 (three times)
 3PTFGM.....n/a
 3PTFGAs.....2 (vs. Savannah State, 12-1-14)
 FTM3 (vs. Mars Hill, 12-9-14)
 FTA6 (vs. Mars Hill, 12-9-14)
 Rebounds10 (vs. Mars Hill, 12-9-14)
 Assists4 (at Jacksonville St., 12-3-14)
 Blocks3 (two times)
 Steals.....1 (six times)
 Turnovers3 (two times)

CAREER-HIGHS BIG SOUTH GAMES (doesn't include conference tourney games)

Points.....n/a
 Minutes.....n/a
 FGM.....n/a
 FGAn/a
 3PTFGM.....n/a
 3PTFGAs.....n/a
 FTMn/a
 FTAn/a
 Reboundsn/a
 Assistsn/a
 Blocksn/a
 Steals.....n/a
 Turnoversn/a



#15 Derrick Henry

R-Junior

6-3, 200, Guard

Covington, GA (Newton H.S.)

Opponent	Date	gs	min	Total		3-Pointers		Free throws		Rebounds				pf	a	t/o	blk	stl	pts	avg	
				fg-fga	pct	3fg-fga	pct	ft-fga	pct	off	def	tot	avg								
PFEIFFER	11/15/14	*	19	2-7	.286	1-5	.200	0-0	.000	1	1	2	2.0	2	0	1	0	0	5	5.0	
at Clemson	11/17/14	*	20	2-6	.333	1-1	1.000	5-6	.833	0	1	1	1.5	1	0	0	0	0	10	7.5	
at Savannah State	11/20/14	*	16	0-2	.000	0-0	.000	2-2	1.000	0	0	0	1.0	1	2	1	0	1	2	5.7	
EAST TENNESSEE STAT	11/24/14	*	13	0-3	.000	0-2	.000	0-0	.000	0	1	1	1.0	1	1	1	0	0	0	4.3	
SAVANNAH STATE	12/01/14		2	0-0	.000	0-0	.000	0-0	.000	0	0	0	0.8	0	0	0	0	0	0	3.4	
at Jacksonville State	12/3/14		23	2-4	.500	1-2	.500	0-0	.000	1	3	4	1.3	2	0	1	0	0	5	3.7	
at Maryland Terrapins	12/06/14		10	0-2	.000	0-1	.000	0-0	.000	0	0	0	1.1	0	1	1	0	0	0	3.1	
MARS HILL	12/09/14		10	3-4	.750	0-0	.000	3-4	.750	0	1	1	1.1	1	0	0	0	2	9	3.9	
Totals			4	113	9-28	.321	3-11	.273	10-12	.833	2	7	9	1.1	8	4	5	0	3	31	3.9

Games played: 8
 Minutes/game: 14.1
 Points/game: 3.9
 FG Pct: 32.1
 3FG Pct: 27.3
 FT Pct: 83.3

Rebounds/game: 1.1
 Assists/game: 0.5
 Turnovers/game: 0.6
 Assist/turnover ratio: 0.8
 Steals/game: 0.4

CAREER-HIGHS

Points.....26 (vs. St. Andrews, 11-10-12)
 Minutes.....37 (vs. VCU, 11-17-12)
 FGM.....8 (vs. St. Andrews, 11-10-12)
 FGA15 (vs. VCU, 11-17-12)
 3PTFGM.....4 (vs. VCU, 11-17-12)
 3PTFGAs.....8 (vs. VCU, 11-17-12)
 FTM8 (vs. St. Andrews, 11-10-12)
 FTA14 (vs. St. Andrews, 11-10-12)
 Rebounds6 (two times)
 Assists4 (three times)
 Blocks1 (at UNC Asheville, 2-6-13)
 Steals.....2 (four times)
 Turnovers4 (two times)

CAREER-HIGHS BIG SOUTH GAMES (doesn't include conference tourney games)

Points.....15 (three times)
 Minutes32 (two times)
 FGM.....5 (three times)
 FGA15 (at UNC Asheville, 2-6-13)
 3PTFGM.....3 (two times)
 3PTFGAs.....6 (two times)
 FTM5 (vs. Coastal Carolina, 1-30-13)
 FTA8 (vs. Presbyterian College, 1-16-13)
 Rebounds6 (at UNC Asheville, 2-6-13)
 Assists4 (at Radford, 1-26-13)
 Blocks1 (at UNC Asheville, 2-6-13)
 Steals.....1 (three times)
 Turnovers4 (two times)



#21 Joseph Lopez

Freshman

6-6, 225, Forward

Miami, FL (South Miami (H.S.))

Opponent	Date	qs	min	Total		3-Pointers		Free throws		Rebounds				pf	a	t/o	blk	stl	pts	avg
				fg-fga	pct	3fg-fga	pct	ft-fa	pct	off	def	tot	avg							
PFEIFFER	11/15/14		16	1-1	1.000	0-0	.000	2-2	1.000	2	3	5	5.0	2	0	3	0	0	4	4.0
at Clemson	11/17/14		11	0-3	.000	0-1	.000	0-0	.000	1	1	2	3.5	3	1	0	0	1	0	2.0
at Savannah State	11/20/14		5	0-0	.000	0-0	.000	0-0	.000	0	1	1	2.7	1	0	0	0	0	0	1.3
EAST TENNESSEE STAT	11/24/14		11	2-3	.667	0-0	.000	1-2	.500	0	3	3	2.8	1	0	0	0	0	5	2.3
SAVANNAH STATE	12/01/14		14	4-9	.444	0-0	.000	4-4	1.000	2	2	4	3.0	3	1	1	1	1	12	4.2
at Jacksonville State	12/3/14		8	1-3	.333	0-0	.000	0-0	.000	1	1	2	2.8	2	0	1	0	0	2	3.8
at Maryland Terrapins	12/06/14		10	0-3	.000	0-0	.000	0-0	.000	1	2	3	2.9	3	0	0	0	2	0	3.3
MARS HILL	12/09/14		17	3-5	.600	0-0	.000	1-2	.500	1	5	6	3.3	1	0	0	0	0	7	3.8
Totals		0	92	11-27	.407	0-1	.000	8-10	.800	8	18	26	3.3	16	2	5	1	4	30	3.8

Games played: 8
 Minutes/game: 11.5
 Points/game: 3.8
 FG Pct: 40.7
 3FG Pct: 0.0
 FT Pct: 80.0

Rebounds/game: 3.3
 Assists/game: 0.3
 Turnovers/game: 0.6
 Assist/turnover ratio: 0.4
 Steals/game: 0.5
 Blocks/game: 0.1

CAREER-HIGHS

Points..... 12 (vs. Savannah State, 12-1-14)
 Minutes..... 17 (vs. Mars Hill, 12-9-14)
 FGM..... 4 (vs. Savannah State, 12-1-14)
 FGA 9 (vs. Savannah State, 12-1-14)
 3PTFGM..... n/a
 3PTFGAs..... 1 (at Clemson, 11-17-14)
 FTM 4 (vs. Savannah State, 12-1-14)
 FTA 4 (vs. Savannah State, 12-1-14)
 Rebounds 6 (vs. Mars Hill, 12-9-14)
 Assists 1 (two times)
 Blocks 1 (vs. Savannah State, 12-1-14)
 Steals..... 2 (at #21 Maryland, 12-6-14)
 Turnovers 3 (vs. Pfeiffer, 11-15-14)

CAREER-HIGHS BIG SOUTH GAMES (doesn't include conference tourney games)

Points..... n/a
 Minutes..... n/a
 FGM..... n/a
 FGA n/a
 3PTFGM..... n/a
 3PTFGAs..... n/a
 FTM n/a
 FTA n/a
 Rebounds n/a
 Assists n/a
 Blocks n/a
 Steals..... n/a
 Turnovers n/a



#23 Larry Brown

Senior

6-6, 210, Forward

Red Spring, NC (Fork Union Academy)

CURRENTLY OUT WITH INJURY

****CAREER-HIGHS****

Points..... 15 (vs. North Carolina Central, 1-2-12)
Minutes.....34 (vs. North Carolina Central, 1-2-12)
FGM.....6 (vs. North Carolina Central, 1-2-12)
FGA 11 (at VMI, 1-12-13)
3PTFGM.....none
3PTFGAs..... 1 (three times)
FTM5 (at Charleston Southern, 2-15-14)
FTA.....7 (vs. North Carolina Central, 1-2-12)
Rebounds 11 (vs. Coastal Carolina, 2-19-14)
Assists3 (vs. St. Andrews, 11-10-12)
Blocks3 (three times)
Steals.....3 (six times)
Turnovers 4 (three times)

****CAREER-HIGHS BIG SOUTH GAMES****
(doesn't include conference tourney games)

Points..... 12 (three times)
Minutes.....33 (vs. Coastal Carolina, 2-19-14)
FGM.....6 (vs. Campbell, 2-8-14)
FGA 11 (at VMI, 1-12-13)
3PTFGM.....none
3PTFGAs.....none
FTM5 (at Charleston Southern, 2-15-14)
FTA6 (at Charleston Southern, 2-15-14)
Rebounds 11 (vs. Coastal Carolina, 2-19-14)
Assists2 (at Presbyterian College, 1-8-14)
Blocks3 (three times)
Steals.....3 (two times)
Turnovers 4 (at Coastal Carolina, 1-18-14)



#25 Zach Price

Junior

6-10, 250, Center

Louisville, KY (Missouri)


CURRENTLY OUT AWAITING ELIGIBILITY STATUS

****CAREER-HIGHS****

Points.....n/a
Minutes.....n/a
FGM.....n/a
FGA.....n/a
3PTFGM.....n/a
3PTFGAs.....n/a
FTM.....n/a
FTA.....n/a
Rebounds.....n/a
Assists.....n/a
Blocks.....n/a
Steals.....n/a
Turnovers.....n/a

****CAREER-HIGHS BIG SOUTH GAMES****
(doesn't include conference tourney games)

Points.....n/a
Minutes.....n/a
FGM.....n/a
FGA.....n/a
3PTFGM.....n/a
3PTFGAs.....n/a
FTM.....n/a
FTA.....n/a
Rebounds.....n/a
Assists.....n/a
Blocks.....n/a
Steals.....n/a
Turnovers.....n/a



#31 Tevin Prescott

Junior

6-5, 180, Forward

Hartsville, SC (Hartsville H.S.)

Opponent	Date	gs	min	Total		3-Pointers		Free throws		Rebounds				pf	a	t/o	blk	stl	pts	avg	
				fg-fga	pct	3fg-fga	pct	ft-fa	pct	off	def	tot	avg								
PFEIFFER	11/15/14	*	19	2-3	.667	0-0	.000	1-4	.250	3	1	4	4.0	4	0	0	2	0	5	5.0	
at Clemson	11/17/14	*	29	1-4	.250	0-0	.000	0-1	.000	1	2	3	3.5	3	0	1	0	3	2	3.5	
at Savannah State	11/20/14	*	25	1-2	.500	0-0	.000	2-5	.400	2	4	6	4.3	3	0	4	1	2	4	3.7	
EAST TENNESSEE STAT	11/24/14	*	15	1-2	.500	0-0	.000	0-0	.000	0	1	1	3.5	5	1	1	0	0	2	3.3	
SAVANNAH STATE	12/01/14	*	22	3-4	.750	0-0	.000	1-2	.500	2	5	7	4.2	2	0	1	1	1	7	4.0	
at Jacksonville State	12/3/14	*	33	6-7	.857	0-0	.000	3-6	.500	3	8	11	5.3	4	0	3	0	0	15	5.8	
at Maryland Terrapins	12/06/14	*	24	2-5	.400	0-0	.000	1-4	.250	3	4	7	5.6	4	0	0	0	0	5	5.7	
MARS HILL	12/09/14	*	16	3-4	.750	0-0	.000	1-4	.250	4	6	10	6.1	1	0	0	0	0	7	5.9	
Totals			8	183	19-31	.613	0-0	.000	9-26	.346	18	31	49	6.1	26	1	10	4	6	47	5.9

Games played: 8
 Minutes/game: 22.9
 Points/game: 5.9
 FG Pct: 61.3
 FT Pct: 34.6

Rebounds/game: 6.1
 Assists/game: 0.1
 Turnovers/game: 1.3
 Assist/turnover ratio: 0.1
 Steals/game: 0.8
 Blocks/game: 0.5

CAREER-HIGHS

Points..... 15 (at Jacksonville St., 12-3-14)
 Minutes..... 33 (at Jacksonville St., 12-3-14)
 FGM..... 6 (at Jacksonville St., 12-3-14)
 FGA 7 (four times)
 3PTFGM..... none
 3PTFGAs..... none
 FTM 6 (vs. James Madison, 11-27-13)
 FTA 10 (vs. James Madison, 11-27-13)
 Rebounds 11 (at Jacksonville St., 12-3-14)
 Assists 1 (three times)
 Blocks 4 (vs. Virginia Intermont, 11-23-13)
 Steals..... 3 (at Clemson, 11-17-14)
 Turnovers 4 (at Savannah State, 11-20-14)

CAREER-HIGHS BIG SOUTH GAMES

(doesn't include conference tourney games)

Points..... 13 (vs. Charleston Southern, 1-11-14)
 Minutes..... 24 (vs. Charleston Southern, 1-11-14)
 FGM..... 5 (three times)
 FGA 6 (three times)
 3PTFGM..... none
 3PTFGAs..... none
 FTM 3 (two times)
 FTA 6 (vs. Charleston Southern, 1-11-14)
 Rebounds 6 (vs. Charleston Southern, 1-11-14)
 Assists 1 (three times)
 Blocks 1 (two times)
 Steals..... 1 (four times)
 Turnovers 2 (at Gardner-Webb, 2-22-14)



#33 Hunter Sadlon

Sophomore

6-0, 168, Guard

Englewood, NJ (Turpin H.S.)

Opponent	Date	gs	min	Total		3-Pointers		Free throws		Rebounds				pf	a	t/o	blk	stl	pts	avg
				fg-fga	pct	3fg-fga	pct	ft-fa	pct	off	def	tot	avg							
PFEIFFER	11/15/14		5	0-0	.000	0-0	.000	0-0	.000	0	0	0	0.0	1	1	1	0	0	0	0.0
SAVANNAH STATE	12/01/14		5	0-0	.000	0-0	.000	0-0	.000	0	1	1	0.5	2	0	0	0	0	0	0.0
MARS HILL	12/09/14		5	0-0	.000	0-0	.000	0-0	.000	0	1	1	0.7	0	1	0	0	0	0	0.0
Totals		0	15	0-0	.000	0-0	.000	0-0	.000	0	2	2	0.7	3	2	1	0	0	0	0.0

Games played: 3
Minutes/game: 5.0


Rebounds/game: 0.7
Assists/game: 0.7
Turnovers/game: 0.3
Assist/turnover ratio: 2.0

CAREER-HIGHS

Points.....1 (vs. Barber-Scotia, 2-6-14)
Minutes.....5 (two times)
FGM.....n/a
FGA1 (two times)
3PTFGM.....n/a
3PTFGAs.....1 (vs. Virginia Intermont, 11-23-13)
FTM1 (vs. Barber-Scotia, 2-6-14)
FTA2 (vs. Barber-Scotia, 2-6-14)
Rebounds1 (four times)
Assists1 (four times)
Blocksn/a
Steals.....n/a
Turnovers1 (vs. Pfeiffer, 11-15-14)

CAREER-HIGHS BIG SOUTH GAMES (doesn't include conference tourney games)

Points.....n/a
Minutes.....1 (vs. Campbell, 2-8-14)
FGM.....n/a
FGAn/a
3PTFGM.....n/a
3PTFGAs.....n/a
FTMn/a
FTAn/a
Reboundsn/a
Assists1 (vs. Campbell, 2-8-14)
Blocksn/a
Steals.....n/a
Turnoversn/a



#35 Jarad Scott

Sophomore

6-8, 215, Forward

Lumberton, NC (Flora MacDonald)

Opponent	Date	gs	min	Total		3-Pointers		Free throws		Rebounds				pf	a	t/o	blk	stl	pts	avg	
				fg-fga	pct	3fg-fga	pct	ft-fta	pct	off	def	tot	avg								
PFEIFFER	11/15/14	*	20	3-4	.750	0-0	.000	0-0	.000	3	7	10	10.0	2	0	0	0	0	6	6.0	
at Clemson	11/17/14	*	14	1-3	.333	1-1	1.000	3-4	.750	1	3	4	7.0	3	1	1	0	0	6	6.0	
at Savannah State	11/20/14	*	15	2-4	.500	0-1	.000	0-0	.000	1	1	2	5.3	3	0	2	0	1	4	5.3	
EAST TENNESSEE STAT	11/24/14		17	2-2	1.000	1-1	1.000	0-0	.000	2	1	3	4.8	3	0	1	1	0	5	5.3	
SAVANNAH STATE	12/01/14	*	23	6-7	.857	3-4	.750	0-0	.000	2	4	6	5.0	1	0	1	1	0	15	7.2	
at Jacksonville State	12/3/14	*	26	5-6	.833	2-3	.667	4-4	1.000	1	1	2	4.5	4	1	2	4	0	16	8.7	
at Maryland Terrapins	12/06/14	*	19	1-4	.250	0-2	.000	1-3	.333	0	3	3	4.3	4	1	1	0	0	3	7.9	
MARS HILL	12/09/14	*	19	1-4	.250	0-2	.000	2-2	1.000	1	2	3	4.1	2	1	3	0	2	4	7.4	
Totals			7	153	21-34	.618	7-14	.500	10-13	.769	11	22	33	4.1	22	4	11	6	3	59	7.4

Games played: 8
 Minutes/game: 19.1
 Points/game: 7.4
 FG Pct: 61.8
 3FG Pct: 50.0
 FT Pct: 76.9

Rebounds/game: 4.1
 Assists/game: 0.5
 Turnovers/game: 1.4
 Assist/turnover ratio: 0.4
 Steals/game: 0.4
 Blocks/game: 0.8

CAREER-HIGHS

Points..... 16 (at Jacksonville St., 12-3-14)
 Minutes..... 26 (at Jacksonville St., 12-3-14)
 FGM..... 6 (vs. Savannah State, 12-1-14)
 FGA 7 (vs. Savannah State, 12-1-14)
 3PTFGM..... 3 (vs. Savannah State, 12-1-14)
 3PTFGAs..... 4 (vs. Savannah State, 12-1-14)
 FTM 4 (two times)
 FTA 8 (vs. Gardner-Webb, 1-15-14)
 Rebounds 10 (two times)
 Assists 1 (three times)
 Blocks 4 (at Jacksonville St., 12-3-14)
 Steals..... 2 (vs. Mars Hill, 12-9-14)
 Turnovers 3 (vs. Mars Hill, 12-9-14)

CAREER-HIGHS BIG SOUTH GAMES (doesn't include conference tourney games)

Points..... 8 (vs. Campbell, 2-8-14)
 Minutes..... 11 (vs. Gardner-Webb, 1-15-14)
 FGM..... 3 (vs. Campbell, 2-8-14)
 FGA 4 (at Presbyterian College, 1-8-14)
 3PTFGM..... 1 (two times)
 3PTFGAs..... 1 (four times)
 FTM 4 (vs. Gardner-Webb, 1-15-14)
 FTA 8 (vs. Gardner-Webb, 1-15-14)
 Rebounds 4 (vs. Gardner-Webb, 1-15-14)
 Assists n/a
 Blocks 1 (at Coastal Carolina, 1-18-14)
 Steals..... n/a
 Turnovers 1 (three times)



#42 Joshua Davenport

Sophomore

6-5, 200, Forward

Cincinnati, OH (Moeller H.S.)

Opponent	Date	gs	min	Total		3-Pointers		Free throws		Rebounds				pf	a	t/o	blk	stl	pts	avg
				fg-fga	pct	3fg-fga	pct	ft-fta	pct	off	def	tot	avg							
PFEIFFER	11/15/14	15		1-7	.143	0-2	.000	3-4	.750	2	1	3	3.0	1	3	1	0	0	5	5.0
at Clemson	11/17/14	9		1-4	.250	0-2	.000	0-0	.000	0	1	1	2.0	3	0	0	0	1	2	3.5
at Savannah State	11/20/14	19		3-8	.375	0-1	.000	3-4	.750	4	3	7	3.7	2	0	1	0	4	9	5.3
EAST TENNESSEE STAT	11/24/14	24		2-4	.500	0-1	.000	2-2	1.000	3	4	7	4.5	1	1	0	1	0	6	5.5
SAVANNAH STATE	12/01/14	13		0-2	.000	0-0	.000	1-2	.500	0	0	0	3.6	3	1	3	0	0	1	4.6
at Jacksonville State	12/3/14	14		0-2	.000	0-0	.000	0-0	.000	0	0	0	3.0	2	1	1	0	1	0	3.8
at Maryland Terrapins	12/06/14	16		2-5	.400	0-0	.000	1-1	1.000	0	1	1	2.7	1	1	1	0	1	5	4.0
MARS HILL	12/09/14	15		1-4	.250	0-0	.000	2-2	1.000	1	2	3	2.8	3	2	2	1	2	4	4.0
Totals		0	125	10-36	.278	0-6	.000	12-15	.800	10	12	22	2.8	16	9	9	2	9	32	4.0

Games played: 8
 Minutes/game: 15.6
 Points/game: 4.0
 FG Pct: 27.8
 3FG Pct: 0.0
 FT Pct: 80.0

Rebounds/game: 2.8
 Assists/game: 1.1
 Turnovers/game: 1.1
 Assist/turnover ratio: 1.0
 Steals/game: 1.1
 Blocks/game: 0.3

CAREER-HIGHS

Points.....15 (at North Carolina Central, 12-18-13)
 Minutes.....25 (vs. VMI, 1-25-14)
 FGM.....5 (two times)
 FGA9 (Roanoke College, 11-9-13)
 3PTFGM.....3 (at North Carolina Central, 12-18-13)
 3PTFGAs.....4 (at Dayton, 1-1-14)
 FTM3 (vs. UNC Asheville, 2-26-14)
 FTA4 (vs. Barber-Scotia, 2-6-14)
 Rebounds8 (vs. VMI, 1-25-14)
 Assists4 (vs. Charleston Southern, 1-11-14)
 Blocks1 (six times)
 Steals.....4 (at Savannah State, 11-20-14)
 Turnovers5 (vs. Wofford, 12-21-13)

CAREER-HIGHS BIG SOUTH GAMES

(doesn't include conference tourney games)

Points.....12 (vs. UNC Asheville, 2-26-14)
 Minutes.....25 (vs. VMI, 1-25-14)
 FGM.....4 (two times)
 FGA8 (at UNC Asheville, 1-22-14)
 3PTFGM.....2 (at UNC Asheville, 1-22-14)
 3PTFGAs.....3 (at UNC Asheville, 1-22-14)
 FTM3 (vs. UNC Asheville, 2-26-14)
 FTA3 (two times)
 Rebounds8 (vs. VMI, 1-25-14)
 Assists4 (vs. Charleston Southern, 1-11-14)
 Blocks1 (two times)
 Steals.....3 (vs. UNC Asheville, 2-26-14)
 Turnovers3 (at Liberty, 2-4-14)