



# 2014-15 AUBURN BASKETBALL GAME NOTES

Auburn Athletics Communications | 392 South Donahue Drive | Auburn, AL 36849 | 334.844.9800

AuburnTigers.com | Facebook: Facebook.com/Auburn MBB | Twitter: @AuburnMBB

## COACHES

Bruce Pearl (Boston College, 1982)

Auburn Record..... 1-0 (1st year)  
vs. Colorado..... First Meeting  
Overall Record ..... 463-145 (.762) (20th year)  
Division I Record..... 232-99 (.701) (11th year)  
vs. Colorado..... 0-1 (.000)

Tad Boyle (Kansas, 1985)

Colorado Record..... 93-50 (.650) (5th year)  
vs. Auburn..... First Meeting  
Overall..... 149-116 (.562) (9th year)  
vs. Auburn..... First Meeting

## SERIES

Colorado leads, 1-0

at Auburn..... N/A  
at Boulder..... N/A  
at neutral sites..... CU leads, 1-0  
Last Meeting.. Colorado 78, Auburn 72 OT (11/29/96)  
Current Streak..... Colorado, W1

## RANKINGS

Auburn..... Not Ranked  
Colorado..... RV

## TV | ESPN2/WatchESPN

Roxy Bernstein..... Play by Play  
Miles Simon..... Analyst

## RADIO | AUBURN IMG NETWORK

The Auburn IMG Sports Network provides coverage via 50+ stations covering the Southeast: Rod Bramblett (play-by-play) and Sonny Smith (color)  
IN AUBURN ..... 94.3 WGZZ FM  
ONLINE..... AuburnTigers.com

## AUBURN BASKETBALL COMMUNICATIONS

Dan Froehlich ... Associate Director /Primary Contact  
danf@auburn.edu

Evan Roberts ..... Media Relations Assistant  
evan.roberts@auburn.edu

Kirk Sampson..... Associate AD  
kirk@auburn.edu

Main Office Phone: 334.844.9800 | Fax: 334.844.9807

Web site: www.AuburnTigers.com

Live stats: Auburn.Statbroadcast.com



VS.



## GAME 2

AUBURN (1-0) at COLORADO (1-0)

November 18, 2014 | 12 a.m. CT

TV: ESPN2 | Radio: Auburn IMG Sports Network

Coors Events Center (11,064) | Boulder, Colorado

## THE GAME

Bruce Pearl goes on the road for the first time as Auburn's head coach at Colorado on Tuesday, Nov. 18, at the Coors Events Center. Tip is set for 12:05 a.m. CT on ESPN2 as part of ESPN's 24-hours of Hoops.

## THE OPENING TIP

- Auburn opened the season with a 83-73 win over Milwaukee, overcoming a 12-point deficit with 11:09 to go in the second half (trailed 55-43)
- Auburn is 0-1 all-time against Colorado, with the only meeting coming in Hawai'i in 1996
- Auburn is in its 109th season of basketball and has an all-time record of 1,253-1,118-1 (.528)
- Bruce Pearl is the 21st coach in Auburn history
- JUCO transfer Cinneon Bowers had a double-double (18 pts, 17 rebs) in his Auburn debut
- KT Harrell had a team-high 20 points against Milwaukee, marking the 13th time (in 31 career games) that he has scored at least 20 points in a game at Auburn
- Graduate student transfers Antoine Mason (19 points) and K.C. Ross-Miller (13 points) combined for 32 points in the win over Milwaukee
- Auburn is looking to start a season 2-0 for the first time since 2011-12.

## AUBURN (1-0, 0-0 SEC)

Date	Opponent	Score/Time
Nov. 14	UW-MILWAUKEE (ESPNU)	W, 83-73
Nov. 18	at Colorado (ESPN2)	12 a.m.
Nov. 21	LOUISIANA (FSN)	8 p.m.
Nov. 24	vs. Tulsa (Las Vegas) (ESPNU)	10 p.m.
Nov. 26	MGM Grand Main Event (ESPN2/3)	TBA
Dec. 3	at Texas Tech (SECN)	8 p.m.
Dec. 5	COASTAL CAROLINA (FSN)	8 p.m.
Dec. 15	at Clemson (ESPN3.com)	3 p.m.
Dec. 17	WINTHROP (SECN)	8 p.m.
Dec. 20	XAVIER (SECN)	5 p.m.
Dec. 23	TEXAS SOUTHERN (SECN+)	7 p.m.
Dec. 29	MIDDLE TENN. ST. (SECN)	8 p.m.
Jan. 3	NORTH ALABAMA (SECN)	Noon
Jan. 6	*at Vanderbilt (ESPNU)	8 p.m.
Jan. 10	*MISSOURI (SECN)	6 p.m.

Jan. 15	*at Florida (ESPN/2)	6 p.m.
Jan. 17	*SOUTH CAROLINA (SECN)	7:30 p.m.
Jan. 21	*MISSISSIPPI STATE (SECN)	8 p.m.
Jan. 24	*at Alabama (SECN)	7:30 p.m.
Jan. 27	*TEXAS A&M (SECN)	8 p.m.
Jan. 31	*at Tennessee (ESPN/2)	11 a.m.
Feb. 5	*at LSU (ESPN/2)	6 p.m.
Feb. 7	*OLE MISS (SECN)	5:30 p.m.
Feb. 10	*ARKANSAS (ESPNU)	8 p.m.
Feb. 14	*at Georgia (FSN)	1 p.m.
Feb. 17	*ALABAMA (ESPNU)	8 p.m.
Feb. 21	*at Kentucky (ESPN/2)	5 p.m.
Feb. 24	*LSU (ESPNU)	6 p.m.
Feb. 28	*at Texas A&M (SECN)	7:30 p.m.
Mar. 3	*at Missouri (SECN)	8 p.m.
Mar. 7	*GEORGIA (SECN)	3 p.m.
Mar. 11	SEC Tournament (SECN / ESPN)	TBA

All times Central

## PROJECTED STARTING LINEUP

<b>#5 Cinneon Bowers</b>  Jr. - Forward 6-7 • 278 Racine, Wis. Pts: 18.0 Rebs: 17.0 Mins: 32.0	<b>#25 Jordon Granger</b>  Jr. - Forward 6-8 • 210 St. Louis, Mo. Pts: 8.0 Rebs: 3.0 Mins: 28.0	<b>#1 KT Harrell</b>  Sr. - Guard 6-4 • 212 Montgomery, Ala. Pts: 20.0 Rebs: 3.0 Mins: 32.0	<b>#14 Antoine Mason</b>  GS. - Guard 6-1 • 216 Queens, N.Y. Pts: 19.0 Rebs: 1.0 Mins: 30.0	<b>#12 K.C. Ross-Miller</b>  GS. - Guard 6-0 • 178 Grand Prairie, Texss Pts: 13.0 Rebs: 2.0 Mins: 23.0
--	---	---	--	--



# 2014-15 AUBURN BASKETBALL GAME NOTES

**8 NCAA TOURNAMENTS:**  
1984, 1985, 1986, 1987, 1988, 1999, 2000, 2003  
**2 SEC CHAMPIONSHIPS:**  
1960, 1999

## #00 Malcolm Canada



Sr. - Guard  
6-3 • 225  
Austin, Texas  
Pts: 0.0  
Rebs: 2.0  
Ast: 1.0  
Mins: 13.0

*Back-up point guard in 2013-14 ... Has really taken to Bruce Pearl's style of play ... Expected to log many minutes at the point along with KC Ross-Miller ... Scoreless on 0-2 shooting against Milwaukee*

## #1 KT Harrell



Sr. - Guard  
6-4 • 212  
Montgomery, Ala.  
Pts: 20.0  
Rebs: 3.0  
Ast: 0.0  
Mins: 32.0

*Coaches' preseason All-SEC second team selection ... Top returning scorer in the SEC (18.3 ppg) ... Has scored in double figures in 43 out of 73 career games and in 30 out of 31 career games at Auburn ... 13 20-point games during AU career ... Team-high 20 points against Milwaukee, 18 of which came in the second half ... Was 8-9 from the free throw line, all in the second half*

## #5 Cinneon Bowers



Jr. - Forward  
6-7 • 278  
Racine, Wis.  
Pts: 18.0  
Rebs: 17.0  
Blk: 0.0  
Mins: 32.0

*Double-double in Auburn debut with 18 points and 17 rebounds ... 17 rebounds were an Auburn Arena record and the most by an Auburn player since Korvotney Barber had 18 in 2009 ... First double-double in a season-opener since Kenny Gabriel in 2010 (18 pts, 13 rebs vs. UNC Asheville) ... Named one of the top JUCO transfers to watch by CBSSports.com*

## #12 KC Ross-Miller



GS - Guard  
6-0 • 178  
Grand Prairie, Texas  
Pts: 13.0  
Rebs: 2.0  
Ast: 3.0  
Mins: 23.0

*Graduated from New Mexico State and transferred to Auburn ... Working towards a Master's in adult education at Auburn ... Expected to share minutes at the point with Malcolm Canada ... Solid passer who averaged 3.5 assists per game last season at NMSU ... 13 points in Auburn debut vs. Milwaukee ... Had 9 points in the first 9:20 of the game ... Perfect 6-6 at the free throw line.*

## #13 Tahj Shamsid-Deen



So. - Guard  
5-9 • 170  
Decatur, Ga.  
Pts: 2.0  
Rebs: 0.0  
Ast: 1.0  
Mins: 15.0

*Starting point guard as a freshman, has been working at the 2 in coach Bruce Pearl's system ... Shot .408 from the field and .331 from 3-point range as a freshman ... Started the opener but limited to just 15 minutes after suffering a shoulder injury in the second half.*

## #14 Antoine Mason



GS - Guard  
6-1 • 216  
Queens, N.Y.  
Pts: 22.0  
Rebs: 2.0  
Ast: 0.0  
Mins: 29.0

*Top returning scorer in the nation (25.6 ppg) ... 846 total points were third nationally an third-most in a single season at Niagara ... Transferred to Auburn as a graduate student after earning his degree in four years at Niagara ... Working towards a Master's in adult education at Auburn ... Son of former NBA player Anthony Mason ... 19 points in Auburn debut vs. Milwaukee ... Was 8-13 at the free throw line ... 12 of 19 points came in the second half ... 68th in ESPN's Top 100 College basketball players ... Number 3 on Jay Bilas' the Bilastrator's "transfers who will make a difference" team (11/12) ... Named one of the top 20 transfers you need to know by CBSSports.com*

## #23 TJ Lang



Fr. - Guard  
6-7 • 193  
Mobile, Ala.  
Pts: 3.0  
Rebs: 0.0  
Ast: 0.0  
Mins: 7.0


*Outside shooter who averaged 19 points as a senior in high school ... Originally signed with Virginia Tech but was granted a release from his NLI when the Hokies made a coaching change ... Son of NCAA Champion Antonio Lang (Duke, 1991 & 1992) ... Hit his only shot - a 3-pointer - to stretch Auburn's lead to 67-61 with 4:45 left in the first half against Milwaukee*

**8 NCAA TOURNAMENTS:**

1984, 1985, 1986, 1987, 1988, 1999, 2000, 2003


**2 SEC CHAMPIONSHIPS:**

1960, 1999

**2014-15 AUBURN BASKETBALL GAME NOTES****#24 Jack Purchase**

Fr. - Forward  
6-8 • 198  
Melbourne,  
Australia  
Pts: 0.0  
Rebs: 1.0  
Ast: 0.0  
Mins: 12.0

*Outside shooter that can play the 3 and the 4 ... Won a silver medal with the U17 Australian National Team at the 2012 FIBA World Championships in Launas, Lithuania ... Held scoreless on one shot in Auburn debut vs. Milwaukee*

**#25 Jordon Granger**

Jr. - Forward  
6-8 • 210  
St. Louis, Mo.  
Pts: 8.0  
Rebs: 3.0  
Ast: 2.0  
Blk: 1.0  
Mins: 28.0

*Can stretch the defense with his length and will be used at the 3 and 4 spots ... Has been working on his outside shot ... Career-high 8 points in the season-opener against Milwaukee ... 2-2 from 3-point range against Milwaukee after being 0-2 in his career entering the game*

**#41 Matthew Atewe**

So. - Center  
6-8 • 230  
Ontario, Canada  
Pts: --  
Rebs: --  
Blk: --  
Mins: --

*Reinjured the same leg that caused him to have surgery this past off-season during the exhibition win over West Alabama ... Is out for the foreseeable future ... No timetable has been set for his return ... Top returning big man on Auburn's roster ... Will be relied on for his shot-blocking and rebounding abilities ... Had at least 1 block in 14 of the 24 games he played in as a freshman*

**WALK-ONS****#3 Patrick Keim**

Fr. - Guard  
6-2 • 186  
Birmingham, Ala.  
Pts: --  
Rebs: --  
Ast: --  
Mins: --

*First-year walk-on player ... Joined the team prior to the school year starting*

**#22 CJ Holmes**

Jr. - Guard  
6-1 • 192  
Washington, D.C.  
Pts: --  
Rebs: --  
Ast: --  
Mins: --

*Third-year walk-on ... Has played in 6 career games ... Is 1-1 from the field in his career.*

**#31 Devin Waddell**

Jr. - Forward  
6-5 • 221  
Summerfield, N.C.  
Pts: 0.0  
Rebs: 0.0  
Ast: 0.0  
Mins: 8.0

*Second-year walk-on ... Had played in 3 games before playing 8 minutes against Milwaukee due to Matthew Atewe's injury ... Drew a charge*

**#42 Cole Stockton**

Jr. - Guard  
6-5 • 195  
Auburn, Ala.  
Pts: --  
Rebs: --  
Ast: --  
Mins: --

*Joined the team from walk-on tryouts this fall ... Played JUCO at Shelton State for two years, averaging 8 points as a sophomore*

**#44 Stephen Bass**

Jr. - Guard  
6-6 • 175  
Murfreesboro,  
Tenn.  
Pts: --  
Rebs: --  
Ast: --  
Mins: --

*Joined the team from walk-on tryouts this fall ... 2013 Auburn's Golden Flake Tuition Shoot Out award winner*



# 2014-15 AUBURN BASKETBALL GAME NOTES

8 NCAA TOURNAMENTS:  
1984, 1985, 1986, 1987, 1988, 1999, 2000, 2003  
2 SEC CHAMPIONSHIPS:  
1960, 1999

## Auburn vs. Colorado

Auburn and Colorado are meeting for just the second time in history. The only other meeting came in the 1996 Big Island Invitational at Hilo, Hawai'i, a 78-72 overtime win by Colorado.

## Bruce Pearl vs. Colorado

Bruce Pearl has also faced Colorado just once before, suffering a 93-87 loss at Boulder on Dec. 30, 2001, while the head coach at Milwaukee.

## Tournament experience

None of the players on Auburn's roster have ever appeared in the NCAA Tournament and only one (Antoine Mason) has played in a post-season tournament (2013 NIT) other than a conference tournament.

Colorado returns 13 letterwinners- and all five starters - off of last season's NCAA Tournament team. As a program, Colorado has been to each of the last three NCAA Tournaments.

## Auburn vs. the Pac-12

Auburn is 3-5 all-time against current members of the Pac-12. Auburn has claimed wins over Arizona (1986), Oregon (2000) and Utah (1982) and has lost to Colorado (1996), Southern Cal (1972, 1977), Stanford (1999) and Washington (1947-48).

Auburn will play on the home floor of a Pac-12 team for just the fourth time, having previously played at Washington (1947-48), Southern Cal (1972) and Utah (1982). Each of the other five meetings have been on neutral courts.

## After the buzzer

Auburn will charter a flight back to Auburn following the game at Colorado. Auburn returns to the floor on Friday, Nov. 21, when it plays host to Louisiana at Auburn Arena as part of the MGM Grand Main Event. Tip is set for 8 p.m. CT on FSN.

## #CimCity

Junior Cinmeon Bowers posted an 18-point, 17-rebound double-double in his Auburn debut. The 17 rebounds were an Auburn Arena record and were the most by an Auburn player since Korvotney Barber pulled down 18 boards in 2009.

Bowers' double-double was the first in a season-opener by an Auburn player since Kenny Gabriel went for 18 points and 13 rebounds in the inaugural game at Auburn Arena in 2010.

The last player to record a double-double in his Auburn debut was David Hamilton, who scored 11 points and pulled down a game-high

10 rebounds in a 114-60 win over Southeast Louisiana to open the 1998-99 season.

## Charge it

Auburn drew a pair of charges in the win over Milwaukee. Below is the season tally of charges taken:

### Player ..... Charges Drawn

Tahj Shamsid-Deen..... 1  
Devin Waddell..... 1

## Graduate student impact

Antoine Mason and K.C. Ross-Miller, who are both graduate student transfers, combined to score 32 points in the season-opening win over Milwaukee with Mason scoring 19 and Ross-Miller 13.

## Living on the line

Auburn went 28-for-39 (.718) from the free throw line in the win over Milwaukee, including 24-for-32 in the second half when the team over-came a 12-point deficit. K.C. Ross-Miller was a perfect 6-for-6 from the charity stripe while KT Harrell, who shot 87.0 percent last season, was 8-for-9.

## Don from deep

Jordan Granger was a perfect 2-for-2 from 3-point range against Milwaukee. A junior, he was a combined 0-for-2 from 3-point range over his first two seasons in an Auburn uniform.

## Harrell named preseason All-SEC

KT Harrell was named to the coaches' preseason All-SEC second team in a vote by the league's 14 head coaches.

A senior guard from Montgomery, Ala., Harrell is the top returning scorer in the SEC after averaging 18.3 points per game during the 2013-14 season. Last year he scored in double figures in 29 out of 30 games, including each of the first 21, to finish sixth in the league in scoring. He shot 43.3 percent from the floor, 35.9 percent from 3-point range and 87.0 percent from the free throw line. In SEC games, Harrell scored 17.9 points per game.

Harrell is the first Auburn player to be voted to the coaches' preseason All-SEC team since DeWayne Reed in 2009-10.

## Atewe out

Matthew Atewe, a 6-foot-8 center, will miss the Milwaukee game after re-injuring the same leg he had a steel rod inserted into during off-season surgery. The Brampton, Ontario, Canada, native re-injured the leg during the second half of Auburn's exhibition win over West Alabama.

## The Opponent

### Colorado

Location	Boulder, Colo.
Enrollment	29,325
Conference	Pac-12
Record	1-0
Head Coach	Tad Boyle
Record at CU/Years	93-50/5th
Overall record/Years	149-116/9th

### How The Teams Compare

Auburn	Stat	Colorado
83.0	Pts.	65.0
73.0	Opp Pts.	48.0
.462	FG%	.423
.508	Opp FG%	.291
.500	3-FG%	.308
.333	Opp 3-FG%	.241
.718	FT%	.708
.429	Opp FT%	.648
35.0	Rebs	43.0
32.0	Opp Rebs	34.0
9.0	Assists	10.0
12.0	Turnovers	14.0
1.0	Blocks	3.0
6.0	Steals	6.0

### Projected Starting 5 (based on last game)

#	Name	Pos.	Pts	Rebs	Ast.
13	Dustin Thomas	F	1.0	7.0	4.0
40	Josh Scott	F	21.0	11.0	0.0
3	Xavier Talton	G	8.0	4.0	2.0
10	Tre'Shaun Fletcher	G	5.0	3.0	0.0
23	Jaron Hopkins	G	2.0	2.0	1.0

### Team Leaders

<b>Points</b>	
KT Harrell	20.0
Josh Scott	21.0

<b>Rebounds</b>	
Cinmeon Bowers	17.0
Josh Scott	11.0

<b>Assists</b>	
K.C. Ross-Miller	3
Dustin Thomas	4

<b>Steals</b>	
KT Harrell	3
X. Talton/A. Booker	2

<b>Blocks</b>	
Jordan Granger	1
Josh Scott	3

<b>Field Goal Percentage</b>	
K.C. Ross-Miller	.600
Josh Scott	.727

<b>Made 3-Pointers</b>	
J. Granger/KT Harrell	2
Xavier Johnson	2

<b>Free Throw Percentage</b>	
K.C. Ross-Miller	1.000
Wesley Gordon	.833

**8 NCAA TOURNAMENTS:****1984, 1985, 1986, 1987, 1988, 1999, 2000, 2003****2 SEC CHAMPIONSHIPS:****1960, 1999****2014-15 AUBURN BASKETBALL GAME NOTES**

No timetable has been set for Atewe's return.

**Playing with a short deck - Part I**

Auburn's roster features just five returning letter winners in sophomore center Matthew Atewe, senior guard Malcolm Canada, senior guard KT Harrell, junior forward Jordon Granger and sophomore guard Tahj Shamsid-Deen.

With the recent injury to Atewe, that reduces the number of scholarship returnees to just four for Bruce Pearl's first team Auburn team.

Across the country, there are just 17 teams that return four-or-fewer letter winners. In the Power Five conferences, there are just five teams: Auburn (4), Miami (2), Missouri (4), Oregon (3) and Tennessee (4).

**Playing with a short deck - Part II**

Auburn's scholarship players have an average height of 6-feet, 4-inches and there are no players taller than 6-foot, 8-inches on the roster.

With the loss of Matthew Atewe, the average height drops to 6-foot-3 and leaves the team with just two players at 6-foot-8.

**Top Scorers**

Auburn will have two of the nation's top scorers from a year ago on the floor this season. Graduate student Antoine Mason transferred from Niagara for his final season after averaging 25.6 points per game last year, which was second

nationally only to Doug McDermott of Creighton (26.9 ppg).

Additionally, senior KT Harrell is the SEC's top returning scorer after finishing sixth in the league last season at 18.3 points per game, which was 80th nationally.

**All-conference players**

During his 19-year head coaching career, Bruce Pearl has had at least one player selected First Team All-Conference in every season.

**Breaking the century mark**

Bruce Pearl's teams have scored over 100 points 98 times during his 20-year head coaching career. As a program, Auburn is in search of its first 100-point game since a 105-56 win over Grambling State on Nov. 29, 2003. In total, Auburn has had 52 100-point games in its history.

**Pearl loves playing at home**

Bruce Pearl has led his teams to an incredible 269-31 (.897) home record during his 20-year coaching career. Auburn is 43-30 (.589) at home in Auburn Arena, 1-0 (1.000) under Pearl.

**Spreading out the minutes**

During his six-year tenure as head coach of Tennessee, Bruce Pearl had a total of 28 players average over 10 minutes per game on 55 occasions. During the Volunteers' run to the Elite Eight in 2009-10, 12 players averaged 10-plus minutes per game.

In Auburn's season-opening win over Milwaukee, eight different players saw over 10 minutes of action.

**46 percent of scoring returns**

Despite having lost three of its starters from last year's team, Auburn returns 46 percent of its scoring from the 2012-13 squad with senior guard KT Harrell (18.3 ppg) and sophomore guard Tahj Shamsid-Deen (9.5 ppg) accounting for 39 percent of the team's scoring last year.

**Exhibition opener**

Auburn topped West Alabama, 94-58, in its lone exhibition game of the season. Antoine Mason (22 pts) and KT Harrell (21 pts) combined to score 43 points on a combined 14-for-26 shooting (.538) while Cinmeon Bowers had a double-double (15 pts, 10 rebs). Auburn shot 43.8 percent (32-for-73) from the floor and 34.4 percent (11-for-32) from 3-point range while West Alabama shot 41.9 percent (18-for-43) from the floor and 40.0 percent (6-for-15) from deep.

**Bruce Pearl Meet & Greet**

Bruce Pearl will host a Meet & Greet with Au-

**Auburn when...****AUBURN RECORD BY STARTING LINEUP**

Bowers-Granger-Harrell-Shamsid-Deen-Mason- 1-0

**AUBURN DOUBLE-FIGURE GAMES POINTS**

Bowers - 1; Harrell - 1; Mason - 1; Ross-Miller - 1

**REBOUNDS**

Bowers - 1

**DOUBLE-DOUBLES**

Bowers - 1

AUBURN RECORD	ALL	SEC
Leading at halftime:		
Tied at half:		
Trailing at halftime:	1-0	
Shoot 50% or higher:		
Shoot less than 50%:	1-0	
Shoot higher % than opp.:		
Shoot lower % than opp.:	1-0	
Opp. shoot worse than 50%:		
Opp. shoot 50% or higher:	1-0	
Score less than 60 points:		
Score 60-69 points:		
Score 70-79 points:		
Score 80-89 points:	1-0	
Score 90-99 points:		
Score 100+ points:		
Opp score less than 60 pts.:		
Opp. score 60-69 points:		
Opp. score 70-79 points:	1-0	
Opp. score 80-89 points:		
Opp. score 90-99 points:		
Opp. score 100+ points:		
Outrebounded opponent:	1-0	
Outrebounded by opponent:		
Equal number of rebounds:		
Fewer turnovers than opp.:		
Same turnovers as opp.:	1-0	
More turnovers than opp.:		
Make 8-or-more 3-pointers:		
Make 7-or-fewer 3 pointers:	1-0	
Games decided by 5 or fewer:		
Overtime games:		
On ESPN:		
On ESPN2:		
On ESPN3:		
On ESPNU:	1-0	
On FSN:		
On SECN:		
On SECN+:		
vs. SEC at Home:		
vs. SEC on Road:		
Games vs. ranked opp.:		
Games following a win:		
Games following a loss:		
More points in the paint:		
Fewer/Same points in the paint:	1-0	
More bench points than opp.:		
Fewer or same bench points:	1-0	
More 2nd-chance points:	1-0	
Fewer or same 2nd-chance pts.:		
More or same points of TOs:		
Fewer points off TOs:	1-0	
On Sunday:		
On Monday:		
On Tuesday:		
On Wednesday:		
On Thursday:		
On Friday:	1-0	
On Saturday:		

**Auburn Media Relations**

Auburn basketball practices are open to the public and media, with some exceptions. Media wanting to attend a practice must notify Associate Director of Media Relations Dan Froehlich no later than 12 p.m. CT the day of the practice they wish to cover.

**Postgame Policies**

Auburn's locker room is CLOSED following all games and practices. Auburn head coach Bruce Pearl and selected players will address the media in the media room following each game.

Following a 10 minute cooling off period, the winning team will have access to the media room. The losing team will follow the winning team.

Auburn head coach Bruce Pearl will address the media first and then go courtside to do postgame radio on the Auburn IMG Network. Fans are encouraged to stay after the game to take pictures and get autographs from Pearl following all games.



Dan Froehlich  
Associate Director of Media Relations  
334-844-9803 (o) • 334-750-1389 (c)  
danf@auburn.edu  
@DanTheMediaMan



# 2014-15 AUBURN BASKETBALL GAME NOTES

**8 NCAA TOURNAMENTS:**  
1984, 1985, 1986, 1987, 1988, 1999, 2000, 2003  
**2 SEC CHAMPIONSHIPS:**  
1960, 1999

burn fans in both Boulder, Colo., and Las Vegas, Nev., for the next two road trips.

The Rocky Mountain Auburn Club will have a Meet & Greet from 5:30-6:30 p.m. MT on Sunday, Nov. 16, at Aji Restaurant on Pearl St.

The Auburn Alumni Association will then host a Meet & Greet with Pearl on Tuesday, Nov. 25 from 6-7 p.m. MT at the Brio Tuscan Grill.

## Preseason Predictions

Auburn was picked to finish eighth in the 14-team SEC by the media at SEC Tipoff '15.

1. Kentucky (20) .....	280
2. Florida .....	258
3. Arkansas .....	226
4. LSU .....	223
5. Georgia .....	204
6. Ole Miss .....	168
7. Missouri .....	123
8. Auburn .....	113
9. Texas A&M .....	111
10. Alabama .....	109
11. Vanderbilt .....	89
12. South Carolina .....	86
13. Tennessee .....	75
14. Mississippi State .....	35

## Late Night with Bruce Pearl

Auburn will play all but one of its games on television this year, which means a lot of late starts. Of Auburn's 31 regularly scheduled games, 18 of them start at 7:30 p.m. CT or later, 15 start at 8 p.m. CT or later and three, with a possibility of a fourth, tip at 9 p.m. CT or later.

## Arena sellouts

In the four-year history of Auburn Arena, the facility has reached its max capacity of 9,121 fans five times, the last time coming Jan. 19, 2013 against Kentucky.

## Top 10 Auburn Arena crowds

Date	Opponent	Att.	W/L	Score
1/19/13	Kentucky	9,121	L	53-75
1/11/12	Kentucky	9,121	L	53-68
2/12/11	Mississippi St.	9,121	W	65-62
1/22/11	Alabama	9,121	L	58-68
11/12/10	UNC Asheville	9,121	L	69-70
1/30/14	Alabama	9,102	W	74-55
2/16/13	Florida	8,953	L	52-83
1/26/13	Ole Miss	8,740	L	61-63
1/18/14	Florida	8,683	L	61-68
2/18/12	Mississippi St.	8,336	W	65-55

## Non-conference crowds

Auburn's game against Milwaukee drew 8,114 fans to Auburn Arena, which was the second-largest crowd to watch a non-conference game in the Arena. The only non-conference

game to draw a larger crowd was the 9,121 fans that saw the first-ever game in the Arena on Nov. 12, 2010, against UNC Asheville.

## The newest Tiger

Assistant coach Harris Adler and his wife, Amy, welcomed their first child, Ryan, into the Auburn family on Nov. 3. Ryan came in at 6 lbs., 15 oz. and was 20.5 inches long.

## Bruce Pearl undergoes successful surgery

Bruce Pearl underwent successful back surgery on Tuesday morning, Nov. 4. The surgery was performed by Dr. Colby Maher of the Andrews Institute in Pensacola, Fla. He was back on the sidelines for Auburn's exhibition game against West Alabama three days later.

## Season tickets sold out

Auburn has sold out of men's basketball season tickets for the first time in Auburn Arena history. Individual game tickets and standing room only tickets are still available.

## Bruce Pearl 'Fore the Children' raises over \$150,000

Bruce Pearl's Fore the Children Golf Classic was a huge success, raising over \$150,000 for Children's Harbor through a weekend full of events on October 26 and 27.

"Our monetary goal was lofty," Pearl said. "We thought we would be able to write a check for \$100,000 to Children's Harbor. I'm pretty pleased to say that we will be writing a check closer to the area of \$150,000 after everything gets paid for."

"I really appreciate everything coach has done for us and all the support he has lent to us," Myrle Grate, COO of Children's Harbor said. "Children's Harbor raises every dime we have every year. We don't get any government subsidies or funding, we raise everything through private individuals so this fundraiser means that 5,000 kids can come to camp next summer and 35,000 people can come through our family center next year and receive support services."

The event, which was presented by Russell Lands and Alabama Power, began with a dinner auction at the Pearl's house and concluded with a golf tournament at Willow Point Golf and Country Club.

"Historically, educational things, kids and cancer have been the areas that my wife (Brandy) and I focused on," Pearl said. "At Children's Harbor, over 5,000 young people every summer get an opportunity to enjoy the beauty of camping at Lake Martin. They don't have to pay anything because of the efforts of the leadership."

Children's Harbor's mission is to help children with serious illness and their families. This is done at both the Lake Martin campus and the Birmingham Family Center. The 66-acre lake campus provides no cost camping facilities to over 23 different non-profit organizations. The Family Center at the Benjamin Russell Hospital for Children offers seriously ill children and their families free counseling for everyone involved, education services and tutoring, scheduled activities, an exercise room, a library, salon, laundry facilities and much more.



**QUOTING THE TIGERS**

**Head Coach Bruce Pearl**

*On facing Colorado...*

"It's going to be a great challenge playing against a top-25 program and a team that is really well coached by Tad Boyle. I personally have been a big fan of his for many years. We go out there and we may be short-handed with Tahj (Shamsid-Deen) battling the shoulder Antoine (Mason) battling the ankle. Colorado's size will be a factor. We love to run, they love to run."

*On the challenges of playing at Colorado with a midnight CT tip...*

"For me, to be a part of ESPN's 24 hours of college basketball, there are a couple of things. First of all, I'm sure when ESPN called a lot of schools and said, 'Do you want to go to Colorado and play at one o'clock in the morning Eastern Time?' they didn't get a lot of bite. But the big picture, I want our basketball program part of ESPN's marathon. I want our basketball program to eventually become a part of some of the better holiday tournaments. You have to start somewhere. And the fact that we get Colorado to come back is a real treat for our fans because they are such a good team."

"Road trips do bring you together. I love to travel with the team. Part of the college experience and being a student-athlete is seeing the country and even seeing the world. That Rocky Mountain high is going to be beautiful and and it's going to be snow-capped. For our kids to have that different experience, it's part of the college experience."

*On the win over Milwaukee...*

"I'm really proud of my basketball team for showing a great deal of character and heart in coming back and winning our first game. It was special."

*On the team's decision to fly commercial out and charter back...*

"We are going to try and win more and spend less. There are times when it makes sense to fly commercial. We are not pressed for time going out because it's a week-end for travel; we are pressed for time coming back because we are missing classes. We will travel out commercially and fly back privately. For us to be able to get the guys back early Tuesday morning to at least get them back in most of their classes, I am grateful for the University to let us fly charter. But when we can we will be mindful of the expenses and be good stewards of the budget."



# 2014-15 AUBURN BASKETBALL GAME NOTES

**8 NCAA TOURNAMENTS:**  
1984, 1985, 1986, 1987, 1988, 1999, 2000, 2003  
**2 SEC CHAMPIONSHIPS:**  
1960, 1999

## Top 25 Polls (Preseason)

Associated Press	USA Today Coaches
1. Kentucky (52)	1. Kentucky (24)
2. Arizona (5)	2. Arizona (3)
3. Wisconsin (8)	3. Duke (2)
4. Duke	4. Wisconsin (3)
5. Kansas	5. Kansas
6. North Carolina	6. North Carolina
7. Florida	7. Florida
8. Louisville	8. Virginia
9. Virginia	9. Louisville
10. Texas	10. Texas
11. Wichita St.	11. Wichita St.
12. Villanova	12. Villanova
13. Gonzaga	13. Gonzaga
14. Iowa State	14. Iowa St.
15. VCU	15. Connecticut
16. San Diego St.	16. VCU
17. Connecticut	17. San Diego St.
18. Michigan St.	18. Michigan St.
19. Oklahoma	19. Oklahoma
20. Ohio State	20. Ohio St.
21. Nebraska	21. Nebraska
22. SMU	22. SMU
23. Syracuse	23. Michigan
24. Michigan	24. Syracuse
25. Harvard	25. Iowa
25. Utah	

### Others receiving votes:

Stanford, Harvard, Kansas St., Pittsburgh, Utah, Memphis, Minnesota, UCLA, Minnesota, New Mexico, Oregon, Louisiana Tech, Cincinnati, LSU, George Washington, Notre Dame, Oklahoma St., Dayton, Georgetown, Florida St., Maryland, Illinois, UNLV, BYU, West Virginia, Baylor, Stephen F. Austin, UTEP

### Auburn in the polls

Date	AP	Coaches	RPI
Preseason	--	--	--

## This week in the SEC

Team	SEC (Pct.)	Overall (Pct.)
Alabama	0-0 (.000)	1-0 (1.000)
<b>Auburn</b>	<b>0-0 (.000)</b>	<b>1-0 (1.000)</b>
Florida	0-0 (.000)	1-0 (1.000)
Kentucky	0-0 (.000)	1-0 (1.000)
LSU	0-0 (.000)	1-0 (1.000)
Mississippi St.	0-0 (.000)	1-0 (1.000)
South Carolina	0-0 (.000)	1-0 (1.000)
Texas A&M	0-0 (.000)	1-0 (1.000)
Arkansas	0-0 (.000)	0-0 (.000)
Vanderbilt	0-0 (.000)	0-0 (.000)
Georgia	0-0 (.000)	0-1 (.000)
Ole Miss	0-0 (.000)	0-1 (.000)
Missouri	0-0 (.000)	0-1 (.000)
Tennessee	0-0 (.000)	0-1 (.000)

## Upcoming Schedule

### Nov. 16 (Sunday)

Buffalo at #1 Kentucky (ESPNU)	11 am
Trevecca Nazarene at Vanderbilt (SECN+)	2 pm
Alabama State at Arkansas (SECN+)	4 pm
Valparaiso at Missouri (SEC Network)	5 pm

### Nov. 17 (Monday)

Miami (Fla.) at Florida (ESPNU)	6 pm
Miss. Valley St. at Mississippi St. (SECN+)	7 pm
Ole Miss at Troy	7 pm
W. Carolina at Alabama (SEC Network)	8 pm

### Nov. 18 (Tuesday)

Auburn at Colorado (ESPN2)	12 am
Baylor at South Carolina (ESPN)	11 am
Stony Brook at Georgia (SEC Network)	6 pm
Kentucky vs. Kansas (ESPN)	8 pm
Texas Tech at LSU (ESPN2)	8:30 pm

### Nov. 19 (Wednesday)

Oral Roberts at Missouri (SECN+)	7 pm
Wake Forest at Arkansas (SEC Network)	8 pm

### Nov. 20 (Thursday)

Texas A&M vs. Dayton (ESPNU)	9:30 am
Texas Southern at Tennessee (FSN)	6 pm
South Carolina vs. Cornell (ESPN3)	6:30 pm
Southern at Ole Miss (SECN+)	7 pm
Southern Miss at Alabama (SEC Network)	8 pm
Lipscomb at Vanderbilt (FSN)	8 pm

*all times central*

## Auburn in the SEC stats

Category	Team	Rank
Scoring	83.0	4th
Scoring Defense	73.0	11th
Scoring Margin	+10.0	t-7th
Free Throw %	.718	8th
Field Goal %	.462	6th
Field Goal % Def.	.508	14th
3-Pt. FG %	.500	1st
3-Pt. FG % Def.	.333	t-8th
Rebounding Off.	35.0	11th
Rebounding Def.	32.0	t-8th
Rebounding Margin	+3.0	7th
Blocked Shots	1.0	t-11th
Assists	9.0	11th
Steals	6.0	11th
Turnover Margin	+0.0	t-6th
Assist/TO Ratio	0.8	8th
Offensive Rebs.	11.0	9th
Defensive Rebs.	24.0	t-9th
Def. Reb. Pct.	.727	6th
Off. Reb. Pct.	.324	8th
3-Pt. FG Made	7.0	t-3rd

## PLAYER Individual Rank

Scoring		
KT Harrell	20.0	4th
Antoine Mason	19.0	5th
Cinmeon Bowers	18.0	t-6th
Rebounding		
Cinmeon Bowers	17.0	1st
Free Throw Pct.		
K.C. Ross-Miller	1.000	t-1st
Steals		
KT Harrell	3.0	t-4th
3-Pt Field Goal Pct.		
Jordan Granger	1.000	t-1st
KT Harrell	.667	t-4th
3-Pt Field Goals Made		
Jordan Granger	2	t-5th
KT Harrell	2	t-5th
Offensive Rebounds		
Cinmeon Bowers	6	2nd
Defensive Rebounds		
Cinmeon Bowers	11	1st
Minutes Played		
Cinmeon Bowers	32.0	t-8th
KT Harrell	32.0	t-8th

**8 NCAA TOURNAMENTS:****1984, 1985, 1986, 1987, 1988, 1999, 2000, 2003****2 SEC CHAMPIONSHIPS:****1960, 1999****2014-15 AUBURN BASKETBALL GAME NOTES****NUMERICAL ROSTER**

No.	Name	Pos.	Cl.	Ht.	Wt.	Exp.	Hometown (Previous School)	Twitter Handle
00	Malcolm Canada	G	SR	6-3	225	1L	Austin, Texas (Ellsworth CC)	
1	KT Harrell	G	SR	6-4	212	1L	Montgomery, Ala. (Virginia)	@KtHarrell1
3	Patrick Keim	G	FR	6-2	186	HS	Birmingham, Ala. (Mountain Brook)	@patch_k2
5	Cinmeon Bowers	F	JR	6-7	278	JC	Racine, Wis. (Chipola College)	@CinmeonBowers5
10	Kareem Cauty	G	SO	6-0	183	TR	Harlem, N.Y. (Marshall)	@KCANTY1
12	K.C. Ross-Miller	G	GS	6-0	178	TR	Grand Prairie, Texas (New Mexico State)	@KCRossMiller12
13	Tahj Shamsid-Deen	G	SO	5-9	170	1L	Decatur, Ga. (Columbia)	@shimmy13_
14	Antoine Mason	G	GS	6-1	216	TR	Queens, N.Y. (Niagara)	@Antoine_Mason
22	C.J. Holmes	G	JR	6-1	192	1L	Washington, D.C. (IMG Academy)	@_ceejay22au
23	TJ Lang	G	FR	6-7	193	HS	Mobile, Ala. (McGill Toolen)	@HWGNF
24	Jack Purchase	F	FR	6-8	198	HS	Melbourne, Australia (Carey Grammer)	@jackpurchase6
25	Jordon Granger	F	JR	6-8	210	2L	St. Louis, Mo. (McCluer North)	
31	Devin Waddell	G/F	JR	6-5	221	1L	Summerfield, N.C. (Hargrave Military Academy)	@BOP_BOP7
41	Matthew Atewe	C	SO	6-8	230	1L	Brampton, Ont., Canada (Notre Dame Prep)	@MatthewAtewe41
42	Cole Stockton	G	JR	6-5	195	TR	Auburn, Ala. (Shelton State)	
44	Stephen Bass	G	JR	6-6	175	HS	Murfreesboro, Tenn. (Siegel)	

**COACHES & STAFF**

Bruce Pearl	Head Coach	(Boston College '82 / 1st Year at Auburn)	@coachbrucepearl
Harris Adler	Assistant Coach	(Philadelphia College of Pharmacy & Science '98)	@harrisadler
Tony Jones	Assistant Coach	(Concordia (Mich.) '93)	@TJonesLive
Chuck Person	Assistant Coach		
Todd Golden	Dir. of Basketball Operations	(St. Mary's '07)	@CoachToddGolden
Jordan VerHulst	Video Coordinator	(Grand Valley State '08)	@jordanverhulst
Chad Prewett	Special Assistant to the Head Coach	(Troy State '94)	@coach_prewettAU
Jermile Brooks	Athletic Trainer	(Col. of Charleston '01)	
Damon Davis	Strength & Conditioning Coach	(Western Illinois '03)	@CoachD_AU
Steven Pearl	Asst. Strength & Conditioning Coach	(Tennessee '10)	@StevenPearl22

2014-15 Team Managers: Michael Banks, Ryan Brown, Aaron Christian, Harrison Evola, Jesufarahanmi (Far) Fadamiro, Braden Ladner, Jeremy Manning, Matt McCormack, Thomas Nortchutt, Brooks Ohman, Eric Schwob, Reed Watson, Bianca Webb

**PRONUNCIATION GUIDE**

Matthew Atewe	Atta-way
Cinmeon Bowers	sim-me-ON
Jordon Granger	Jore-DON Grain-jer
KT Harrell	Ha-RELL
Patrick Keim	Kime
Antoine Mason	An-twaan
Tahj Shamsid-Deen	Sham-sid-Deen
Jermile Brooks	Jer-mell



# 2014-15 AUBURN BASKETBALL GAME NOTES

8 NCAA TOURNAMENTS:  
1984, 1985, 1986, 1987, 1988, 1999, 2000, 2003  
2 SEC CHAMPIONSHIPS:  
1960, 1999



**#00 Malcolm Canada**  
Sr. • Guard  
6-3 • 225  
Austin, Texas



**#1 KT Harrell**  
Sr. • Guard  
6-4 • 212  
Montgomery, Ala.




**#3 Patrick Keim**  
Fr. • Guard  
6-2 • 186  
Birmingham, Ala.



**#5 Cinmeon Bowers**  
Jr. • Forward  
6-7 • 278  
Racine, Wis.



**#12 K.C. Ross-Miller**  
GS • Guard  
6-0 • 178  
Grand Prairie, Texas



**#13 Tahj Shamsid-Deen**  
So. • Guard  
5-9 • 170  
Decatur, Ga.



**#14 Antoine Mason**  
GS • Guard  
6-1 • 216  
Queens, N.Y.



**#22 C.J. Holmes**  
Jr. • Guard  
6-1 • 192  
Washington, D.C.



**#23 TJ Lang**  
Fr. • Guard  
6-7 • 193  
Mobile, Ala.



**#24 Jack Purchase**  
Fr. • Forward  
6-8 • 198  
Melbourne, Australia



**#25 Jordon Granger**  
Jr. • Forward  
6-8 • 210  
St. Louis, Mo.



**#31 Devin Waddell**  
Jr. • Guard/Forward  
6-5 • 221  
Summerfield, N.C.



**#41 Matthew Atewe**  
So. • Center  
6-8 • 230  
Ontario, Canada



**#42 Cole Stockton**  
JR. • Guard  
6-5 • 195  
Auburn, Ala.




**Bruce Pearl**  
Head Coach  
First Year at Auburn  
20th Year Overall



**Harris Adler**  
Assistant Coach



**Tony Jones**  
Assistant Coach



**Chuck Person**  
Assistant Coach



**Todd Golden**  
Director of Basketball  
Operations



**Chad Prewett**  
Special Assistant to the  
Head Coach



**Jordan VerHulst**  
Video Coordinator



**Damon Davis**  
Strength & Conditioning  
Coach



**Steven Pearl**  
Assistant Strength &  
Conditioning Coach



**Jermile Brooks**  
Athletic Trainer

**8 NCAA TOURNAMENTS:****1984, 1985, 1986, 1987, 1988, 1999, 2000, 2003****2 SEC CHAMPIONSHIPS:****1960, 1999****2014-15 AUBURN BASKETBALL GAME NOTES****SEASON / CAREER HIGHS****#00 MALCOLM CANADA**

PTS..... 10 (Jacksonville St 11/19/13)  
 REBS..... 2 (Milwaukee 11/14/14) ..... 5 (2x, Florida A&M 1/4/14)  
 FG..... 3 (2x, Clemson 12/19/13)  
 FG ATT..... 2 (Milwaukee 11/14/14) ..... 7 (Illinois 12/8/13)  
 3PT FG..... 1 (at Tennessee 1/15/14)  
 3PT FG ATT..... 2 (Murray St. 11/23/13)  
 FT..... 6 (2x, Miss. St. 2/15/14)  
 FT ATT..... 8 (Nichols 11/8/13)  
 ASSISTS..... 1 (Milwaukee 11/14/14) ..... 4 (Northwestern St. 11/15/13)  
 STEALS..... 3 (Tennessee St. 11/26/13)  
 BLKS..... 1 (2x, at Ole Miss 1/9/14)  
 MINS..... 13 (Milwaukee 11/14/14) ..... 22 (2x, S. Carolina (2/26/14)

**#1 KT HARRELL**

PTS..... 20 (Milwaukee 11/14/14) ..... 29 (Boston College 12/22/13)  
 REBS..... 3 (Milwaukee 11/14/14) ..... 11 (Alabama 1/30/14)  
 FG..... 5 (Milwaukee 11/14/14) ..... 10 (Boston College 12/22/13)  
 FG ATT..... 11 (Milwaukee 11/14/14) ..... 20 (Northwestern St. 11/15/13)  
 3PT FG..... 2 (Milwaukee 11/14/14) ..... 6 (Boston College 12/22/13)  
 3PT FG ATT..... 3 (Milwaukee 11/14/14) ..... 10 (2x, Vanderbilt 2/22/14)  
 FT..... 8 (Milwaukee 11/14/14) ..... 13 (Mississippi St. 2/15/14)  
 FT ATT..... 9 (Milwaukee 11/14/14) ..... 14 (Mississippi St. 2/15/14)  
 ASSISTS..... 6 (at S. Carolina 2/5/14)  
 STEALS..... 3 (Milwaukee 11/14/14) ..... 3 (3x, Milwaukee 11/14/14)  
 BLKS..... 1 (6x, S. Carolina 3/12/14)  
 MINS..... 32 (Milwaukee 11/14/14) ..... 39 (2x, Mississippi St. 2/15/14)

**#5 CINMEON BOWERS**

PTS..... 18 (Milwaukee 11/14/14) ..... 18 (Milwaukee 11/14/14)  
 REBS..... 17 (Milwaukee 11/14/14) ..... 17 (Milwaukee 11/14/14)  
 FG..... 6 (Milwaukee 11/14/14) ..... 6 (Milwaukee 11/14/14)  
 FG ATT..... 12 (Milwaukee 11/14/14) ..... 12 (Milwaukee 11/14/14)  
 3PT FG.....  
 3PT FG ATT..... 1 (Milwaukee 11/14/14) ..... 1 (Milwaukee 11/14/14)  
 FT..... 6 (Milwaukee 11/14/14) ..... 6 (Milwaukee 11/14/14)  
 FT ATT..... 11 (Milwaukee 11/14/14) ..... 11 (Milwaukee 11/14/14)  
 ASSISTS..... 1 (Milwaukee 11/14/14) ..... 1 (Milwaukee 11/14/14)  
 STEALS.....  
 BLKS.....  
 MINS..... 32 (Milwaukee 11/14/14) ..... 32 (Milwaukee 11/14/14)

**#12 KC ROSS-MILLER**

PTS..... 13 (Milwaukee 11/14/14) ..... 26 (at UTEP 11/23/13)  
 REBS..... 2 (Milwaukee 11/14/14) ..... 7 (Northern NM 11/21/12)  
 FG..... 3 (Milwaukee 11/14/14) ..... 6 (at UTEP 11/23/13)  
 FG ATT..... 5 (Milwaukee 11/14/14) ..... 10 (2x, at UTEP 11/23/13)  
 3PT FG..... 1 (Milwaukee 11/14/14) ..... 3 (2x, at Idaho 1/11/14)  
 3PT FG ATT..... 1 (Milwaukee 11/14/14) ..... 5 (3x, at Idaho 1/11/14)  
 FT..... 6 (Milwaukee 11/14/14) ..... 11 (at UTEP 11/23/13)  
 FT ATT..... 6 (Milwaukee 11/14/14) ..... 14 (at UTEP 11/23/13)  
 ASSISTS..... 3 (Milwaukee 11/14/14) ..... 10 (S. Alabama 12/28/13)  
 STEALS..... 1 (Milwaukee 11/14/14) ..... 4 (UT Arlington 3/16/13)  
 BLKS..... 1 (2x, Missouri St. 12/22/12)  
 MINS..... 23 (Milwaukee 11/14/14) ..... 37 (2x, at New Mexico 12/17/13)

**#13 TAHJ SHAMSID-DEEN**

PTS..... 2 (Milwaukee 11/14/14) ..... 17 (3x, Tennessee 3/5/14)  
 REBS..... 6 (Kentucky 2/12/14)  
 FG..... 1 (Milwaukee 11/14/14) ..... 6 (2x, at Florida 2/19/14)  
 FG ATT..... 3 (Milwaukee 11/14/14) ..... 15 (at LSU 2/8/14)  
 3PT FG..... 5 (2x, Tennessee 3/5/14)  
 3PT FG ATT..... 2 (Milwaukee 11/14/14) ..... 9 (at Alabama 3/1/14)  
 FT..... 6 (at Mississippi St. 1/22/14)  
 FT ATT..... 7 (at Mississippi St. 1/22/14)  
 ASSISTS..... 1 (Milwaukee 11/14/14) ..... 8 (Ark.-Pine Bluff 12/30/13)  
 STEALS..... 1 (Milwaukee 11/14/14) ..... 3 (Ark.-Pine Bluff 12/30/13)  
 BLKS..... 1 (2x, Ark.-Pine Bluff 12/30/13)  
 MINS..... 15 (Milwaukee 11/14/14) ..... 38 (at Arkansas 1/25/14)

**#14 ANTOINE MASON**

PTS..... 19 (Milwaukee 11/14/14) ..... 39 (Brown 12/29/13)  
 REBS..... 1 (Milwaukee 11/14/14) ..... 12 (Rider 2/5/12)  
 FG..... 5 (Milwaukee 11/14/14) ..... 13 (3x, Marist 3/6/14)  
 FG ATT..... 14 (Milwaukee 11/14/14) ..... 28 (Iona 1/31/13)  
 3PT FG..... 1 (Milwaukee 11/14/14) ..... 4 (2x, at Canisius 1/22/14)  
 3PT FG ATT..... 3 (Milwaukee 11/14/14) ..... 11 (Iona 1/31/13)  
 FT..... 8 (Milwaukee 11/14/14) ..... 15 (at Seton Hall 11/9/13)  
 FT ATT..... 13 (Milwaukee 11/14/14) ..... 20 (at Seton Hall 11/9/13)  
 ASSISTS..... 1 (Milwaukee 11/14/14) ..... 7 (Fairfield (12/2/11)  
 STEALS..... 1 (Milwaukee 11/14/14) ..... 6 (Brown (12/29/13)  
 BLKS..... 1 (multiple times)  
 MINS..... 30 (Milwaukee 11/14/14) ..... 47 (Loyola 2/2/13)

**#23 TJ LANG**

PTS..... 3 (Milwaukee 11/14/14) ..... 3 (Milwaukee 11/14/14)  
 REBS.....  
 FG..... 1 (Milwaukee 11/14/14) ..... 1 (Milwaukee 11/14/14)  
 FG ATT..... 1 (Milwaukee 11/14/14) ..... 1 (Milwaukee 11/14/14)  
 3PT FG..... 1 (Milwaukee 11/14/14) ..... 1 (Milwaukee 11/14/14)  
 3PT FG ATT..... 1 (Milwaukee 11/14/14) ..... 1 (Milwaukee 11/14/14)  
 FT.....  
 FT ATT.....  
 ASSISTS.....  
 STEALS.....  
 BLKS.....  
 MINS..... 7 (Milwaukee 11/14/14) ..... 7 (Milwaukee 11/14/14)

**#24 JACK PURCHASE**

PTS.....  
 REBS..... 1 (Milwaukee 11/14/14) ..... 1 (Milwaukee 11/14/14)  
 FG.....  
 FG ATT..... 1 (Milwaukee 11/14/14) ..... 1 (Milwaukee 11/14/14)  
 3PT FG.....  
 3PT FG ATT..... 1 (Milwaukee 11/14/14) ..... 1 (Milwaukee 11/14/14)  
 FT.....  
 FT ATT.....  
 ASSISTS.....  
 STEALS.....  
 BLKS.....  
 MINS..... 12 (Milwaukee 11/14/14) ..... 12 (Milwaukee 11/14/14)

**#25 JORDON GRANGER**

PTS..... 8 (Milwaukee 11/14/14) ..... 8 (Milwaukee 11/14/14)  
 REBS..... 3 (Milwaukee 11/14/14) ..... 7 (at Alabama 3/1/14)  
 FG..... 3 (Milwaukee 11/14/14) ..... 3 (Milwaukee 11/14/14)  
 FG ATT..... 3 (Milwaukee 11/14/14) ..... 4 (3x, S. Carolina 2/26/14)  
 3PT FG..... 2 (Milwaukee 11/14/14) ..... 2 (Milwaukee 11/14/14)  
 3PT FG ATT..... 2 (Milwaukee 11/14/14) ..... 2 (Milwaukee 11/14/14)  
 FT..... 4 (at Missouri 2/2/13)  
 FT ATT..... 4 (2x, at Missouri 2/2/13)  
 ASSISTS..... 2 (Milwaukee 11/14/14) ..... 2 (Milwaukee 11/14/14)  
 STEALS..... 1 (5x, Missouri 1/11/14)  
 BLKS..... 1 (Milwaukee 11/14/14) ..... 2 (Missouri 1/11/14)  
 MINS..... 28 (Milwaukee 11/14/14) ..... 28 (Milwaukee 11/14/14)

**#41 MATTHEW ATEWE**

PTS..... 6 (2x, Kentucky 2/12/14)  
 REBS..... 13 (Kentucky 2/12/14)  
 FG..... 2 (3x, at Florida 2/19/14)  
 FG ATT..... 4 (Kentucky 2/12/14)  
 3PT FG..... --  
 3PT FG ATT..... --  
 FT..... 3 (2x, Florida 1/18/14)  
 FT ATT..... 6 (Florida A&M 1/4/14)  
 ASSISTS..... 2 (Florida 1/18/14)  
 STEALS..... 2 (Mississippi St. 2/15/14)  
 BLKS..... 4 (2x, Kentucky 2/12/14)  
 MINS..... 29 (Kentucky 2/12/14)



Bruce Pearl is a proven winner. In 19 seasons as a head coach he has never had a losing season. He has also guided his team to the NCAA Tournament 17 times. And when he's not winning basketball games, he's winning the hearts of a fan base badly wanting a winner.

In the month following Auburn's hiring of Pearl, deposits towards Auburn general public season tickets were up 258 percent over the previous season from the same point while donations towards scholarship ticket were up 560 percent in that same time period. All this for a man that has

a .700 (231-99) winning percentage at the Division I level and a .761 (462-145) winning percentage overall.

"Tremendous hire by Jay Jacobs," ESPN Basketball Insider Jeff Goodman said the day Pearl was hired. "He is a proven winner – and it's just a matter of time before he makes Auburn relevant nationally in basketball. He is one of those rare guys that can both coach and recruit – and get his guys to play hard on a consistent basis. This is the ultimate home run hire."

Heading into the 2014-15 season, Pearl is one of just 10 current head coaches at a Division I school with a minimum of 10 years of experience and no losing seasons. The top three on that list – Jim Boheim of Syracuse (38 years), Roy Williams of North Carolina (26) and Tom Izzo of Michigan State (19) – have all led their teams to National Championships, something else Pearl did as he led Southern Indiana to the NCAA Division II Championship game in back-to-back seasons, winning it all in 1995.

Pearl's impact on the Auburn community has been apparent since the day he was hired on March 18, 2014. A crowd in excess of 3,000 fans, half of which were students, showed up to Pearl's press conference in Auburn Arena, for which Pearl bought the students pizza. Ever since he has been visible throughout the Auburn campus, showing up on the concourse in a dunk tank as part of a fraternity fundraiser and returning two weeks later alongside football coach Gus Malzahn, women's basketball coach Terri Williams-Flournoy, baseball coach Sunny Golloway and university president Dr. Jay Gogue encouraging students to 'Crush Finals.' He also regularly eats meals amongst the students on campus, engaging himself unlike any other coach or staff member on Auburn's campus.

"Bruce Pearl is a great hire for Auburn," ESPN's Jay Bilas said. "He will bring an energy and enthusiasm to the program that will be contagious, and he's a truly outstanding coach. Pearl has the goods, and he can really sell them too."

Pearl's 19 years of coaching experience covers three stops. He began his head coaching career with a nine-year stay at Southern Indiana, taking the program to the tournament each season, going 231-46 (.834) from 1992-2001. From there he made the move to Wisconsin-Milwaukee, taking the Panthers to the NIT once and the NCAA Tournament twice, including a 2005 Sweet 16 appearance. After compiling an 86-38 (.694) record at UW-Milwaukee, Tennessee tabbed him as its leader in 2005 and he responded by taking the program to six straight NCAA Tournament appearances, two Sweet Sixteens (2007, 2008) and the 2010 Elite Eight, which was the most successful six-year run in Volunteers history.

During Pearl's stay at Tennessee, the Volunteers topped the 20-win mark five times and was the SEC's winningest program during his six seasons, winning the 2008 SEC regular season SEC Championship, the 2006, 2008 and 2009 SEC Eastern Division titles and earned the school's first-ever No. 1 national ranking. From 2006-11, Tennessee went 65-31 (.677) in league play, better than every team in the conference during that time period.

Pearl's preferred style of play, a high-scoring, pressure-type scheme, has proven to be very exciting and very successful throughout the years. His teams have led their

## Bruce Pearl

Head Coach

First Season at Auburn

20th Season Overall • 462-145 (.761)

conference in scoring 16 of the 19 years that he has been a head coach. His Tennessee squads were the SEC's scoring champion in four of his seasons on Rocky Top, averaging 77.4 points per game while allowing 70.5 ppg. At the Division I level, his teams have topped the 100-point mark 14 times, including a high of 124 in 2009 as well as 121 points in the 2007 NCAA Tournament. In his second year as coach at Southern Indiana the team averaged 101.7 ppg. Twice he has coached the league's leading scorer in UW-Milwaukee's Dylan Page in 2004 (20.9 ppg) and Tennessee's Chris Lofton in 2007 (20.8 ppg).

"(Pearl) has taken down a lot of high-flying teams as the coach at Tennessee," ESPN.com's Pat Forde wrote in March 2010. "Playing his Volunteers is hazardous to your ranking."

During Pearl's stay at Tennessee, he attracted outstanding players to Knoxville. Wayne Chism was Pearl's first marquee signee at Tennessee. The Volunteers went 104-38 during Chism's four-year career, and he walked off the court in 2010 as the school's all-time leader in games played and wins. Chism also appeared in more NCAA Tournament games and logged more wins in the "Big Dance" than any Vol in history.

But perhaps more important is the fact that Chism extended a trend that followed Pearl throughout his stay at Tennessee. Every player that played four years for Pearl at Tennessee earned their college degree.

Boasting a .700 winning percentage over 10 Division I seasons, Pearl has done it against some of the toughest schedules in America. Tennessee sought out non-conference matchups with the most prominent teams and players on the collegiate landscape. During his stay at Tennessee the Volunteers defeated Kevin Durant and Texas, Derrick Rose and Memphis, Greg Monroe and Georgetown, Matt Bouldin and Gonzaga, Sherron Collins and Luke Aldrich of Kansas and Ohio State with National Player of the Year Evan Turner. That's in addition to logging SEC wins against future NBA standouts such as Ronnie Brewer, Glen Davis, Joakim Noah, Rajon Rondo and John Wall.

Playing such a difficult schedule led to an average year-end RPI of 17 as well as three top-five seeds in the NCAA Tournament. Twice Tennessee landed in the top 10 in the final national rankings, with a high of No. 5 after logging a school-record 31 wins in 2007-08.

Tennessee's on-court success never came at the expense of academics. Tennessee had 31 SEC Academic Honor Roll selections under Pearl and nine members of the 2006-07 squad earned SEC Academic Honor Roll recognition.

"You can't serve unless you are called upon."

That has been an oft-quoted Pearl mantra throughout his time at Tennessee and has been carried over to his early days at Auburn. An ambassador for the university, Pearl's selfless community service work and generous stewardship made him one of the most influential public figures in the state of Tennessee. He was named "Knoxvillian of the Year" by Knoxville Metro Pulse in 2008 and also received the prestigious "Knoxville Award" in 2010. The UT basketball program also earned the UT Men's Community Outreach Team Award twice in his six seasons.

Pearl realized a lifelong dream in the summer of 2008 when his country called upon him to serve as head coach of Maccabi USA's open men's basketball team at the 18th World Maccabiah Games in Israel. He led the American squad to the gold medal for just the third time in 24 years, toppling favored Israel in the title game.

The Maccabiah gold marked Pearl's 16th championship during his head coaching career. In 19 seasons at the collegiate level, his teams have made a remarkable 17 NCAA Tournament appearances and racked up 26 NCAA Tournament wins. Only three times in 19 years has a Pearl-coached team not led its conference in scoring, and his squads have finished either first or second in their respective leagues an astounding 14 times.

Pearl has garnered six National Coach of the Year awards, and his teams have set school records for wins at three different universities (29 at Southern Indiana in 1995, 26 at UW-Milwaukee in 2005 and 31 at Tennessee in 2008). His teams have also won at least 10 games in league play in nine out of his 10 seasons as a Division I head coach.

His NCAA Tournament resume is equally as impressive – as he is one of only seven active head coaches who has led his teams to 10 NCAA Sweet Sixteen appearances. From 2007-2010, Tennessee stood alongside Kansas, Memphis, Michigan State, UNC and Xavier as the only programs in America to reach the Sweet 16 three times.

While Pearl often exults that “it’s all about the players,” some of his most successful pupils direct the praise Pearl’s way.

“When BP first got (to Tennessee), I was just a shooter,” three-time All-America Chris Lofton said. “But by the time I left, he and his staff had made me into a scorer.”

Current Indiana Pacers guard C.J. Watson is one of more than a dozen players Pearl and his staff have developed in NBA contributors.

“Coach Pearl gets all the credit for my success because he turned me into the player I’ve become,” Watson said. “He was the one who got me to attack the basket and allowed me to play more aggressive.”

During the Pearl era, Tennessee played more than 70 games on national television, and a Volunteer appeared on the cover of Sports Illustrated four times. In addition, Tennessee was featured in an ESPN College GameDay matchup four straight seasons.

“Pearl has done a magnificent job of building confidence and belief in his players – and of selling his program to those closest to it – his own students and fans,” Bilas said.

Pearl’s coaching career began at his alma mater, Boston College, as a student assistant coach to the legendary Dr. Tom Davis. After 14 seasons seated to the right of Davis, the 32-year-old Pearl embarked on his own head coaching career. But Pearl’s first break came during his undergraduate career at BC when Davis offered him a position of student assistant in 1978. In 1981, the Eagles won the Big East Conference championship and reached the Sweet Sixteen of the NCAA Tournament. The following season, BC advanced to the Elite Eight.

When Davis moved on to Stanford in 1982, Pearl joined his staff as an assistant coach and then, at the age of 23, was promoted to associate head coach for the Cardinal. While in Palo Alto, Calif., they ended a streak of 20 consecutive losing seasons with a 19-12 overall record in 1983-84, laying the groundwork for a resurgence in Stanford basketball. During that time, they recruited four players who were drafted by the NBA, including Todd Lichti, who finished his career as Stanford’s all-time leading scorer with 2,336 career points.

After four seasons on the West Coast, Pearl followed Davis to Iowa in 1986. Over the course of the next six seasons, the Hawkeyes received five NCAA Tournament berths while compiling a 129-63 overall record. In 1987, the Hawkeyes recorded a 30-5 mark and advanced to the Elite Eight before falling to UNLV. And in 1988, Pearl was recognized as one of the top Division I assistants in the country by Basketball Weekly while helping direct the Hawkeyes to the Sweet Sixteen.

His six seasons in Iowa City helped produce 11 NBA draft picks for the Hawkeyes, including Brad Lohaus, Kevin Gamble, B.J. Armstrong, Roy Marble and Acie Earl.

“From the time I met him he was able to get the most out of me as a player,” Lohaus said. “He understood my personality and knew how to motivate me. He believed in me when others did not.

“He still stays in touch, offering his friendship and advice.”

These 14 seasons with Davis provided Pearl a foundation of basketball knowledge that enabled him to move on to a head coach position.

“I feel like I had a great mentor in Dr. Tom Davis,” Pearl said. “If you’re any good at anything, chances are you had somebody pretty good who taught you how to do it. I had the pleasure of being by his side for 14 years. He was a brilliant defensive strategist. He taught me how to press and how to run, but more than anything else, he taught me how to work with young people, how to be patient, how to be disciplined and how to get the most out of them, even more than they ever dreamed they could have.”

Pearl’s first head coaching opportunity came at Southern Indiana, a Division II school located in Evansville, Ind.

Inheriting a team that had won only 10 games the previous season, Pearl’s first squad at USI posted a 22-7 record and advanced to the NCAA Tournament. That first season was a precursor of things to come for the school. Over the next nine seasons, the Screaming Eagles posted a 231-46 (.834) record and won four Great Lakes Valley Conference championships.

They received NCAA Tournament bids in each of Pearl’s nine seasons and advanced to the Sweet Sixteen six times. USI experienced unparalleled postseason success under Pearl’s guidance. The Screaming Eagles won a national championship in 1995 and finished second in 1994. In nine postseason appearances, USI won 16 NCAA Tournament games.

After winning the national championship in 1995, Pearl was named the National Association of Basketball Coaches (NABC) Division II Coach of the Year. Twice (1993 and 1994) he was named the Great Lakes Valley Conference Coach of the Year, and in 2000, he garnered NABC Great Lakes Region Coach of the Year honors.

Late in the 2000 season, Pearl earned his 200th career win, making him the fastest coach in NCAA history to reach the 200-victory mark at one school. Needing just 240 games, Pearl easily broke the record of 250 that had been held by North Carolina State’s Everett Case.

In Pearl’s four years as head coach at UW-Milwaukee, the Panthers won a pair of Horizon League regular-season titles (2004 and 2005) and two Horizon League Tournament championships (2003 and 2005). They advanced to Division I postseason play for the first time in school history, making two NCAA Tournament appearances (2003 and 2005) and receiving an NIT bid (2004).

In 2005, Pearl led the Panthers to the most successful season in school history. In addition to winning regular season and conference tournament titles, UWM made its’ first-ever appearance in the Sweet Sixteen.

Pearl’s 51-13 (.797) record in Horizon League games gave him the best winning percentage of any coach in league history. He became the second-fastest coach to win 300 career games with a 73-56 win over Loyola Jan. 8, 2005.

A native of Boston, Mass., Pearl received his bachelor’s degree in business administration from Boston College in 1982, graduating cum laude. Pearl has two daughters, Jacqui and Leah, and two sons, Steven and Michael. He is married to the former Brandy Miller of Sevierville, Tenn.

# 2014-15 AUBURN BASKETBALL GAME NOTES

**8 NCAA TOURNAMENTS:**  
1984, 1985, 1986, 1987, 1988, 1999, 2000, 2003  
**2 SEC CHAMPIONSHIPS:**  
1960, 1999

# Bruce Pearl

## ***Coach Bruce Pearl***

Hometown..... Boston, Mass.  
High School..... Sharon  
Alma Mater ..... Boston College '82

## ***Coaching History***

2014-Present ..... Auburn - Head Coach  
2005-2011 ..... Tennessee - Head Coach  
2001-2005 ..... Milwaukee - Head Coach  
1992-2001 ..... Southern Indiana - Head Coach

## ***Coaching Record***

<b>Year .....</b>	<b>School .....</b>	<b>Title .....</b>	<b>Rec. ....</b>	<b>Pct. ....</b>	<b>Conf. ....</b>	<b>Postseason</b>
92-93	Southern Indiana	Head Coach	22-7	.759	14-4	NCAA II Regional (3rd Place)
93-94	Southern Indiana	Head Coach	28-4	.875	16-2	NCAA II National Finalist
94-95	Southern Indiana	Head Coach	29-4	.879	15-3	NCAA II National Champs
95-96	Southern Indiana	Head Coach	25-4	.862	18-2	NCAA II Regional (2nd Place)
96-97	Southern Indiana	Head Coach	23-5	.821	16-4	NCAA II Regional
97-98	Southern Indiana	Head Coach	27-6	.818	14-4	NCAA II Regional (2nd Place)
98-99	Southern Indiana	Head Coach	26-6	.813	18-4	NCAA II Regional (2nd Place)
99-00	Southern Indiana	Head Coach	25-6	.806	17-3	NCAA II Regional (2nd Place)
00-01	Southern Indiana	Head Coach	26-4	.867	18-2	NCAA II Regional
01-02	Milwaukee	Head Coach	16-13	.552	11-5	
02-03	Milwaukee	Head Coach	24-8	.750	13-3	NCAA First Round
03-04	Milwaukee	Head Coach	20-11	.645	13-3	NIT Second Round
04-05	Milwaukee	Head Coach	26-6	.813	14-2	NCAA Sweet 16
05-06	Tennessee	Head Coach	22-8	.733	12-4	NCAA Second Round
06-07	Tennessee	Head Coach	24-11	.686	10-6	NCAA Sweet 16
07-08	Tennessee	Head Coach	31-5	.861	14-2	NCAA Sweet 16
08-09	Tennessee	Head Coach	21-13	.618	10-6	NCAA First Round
09-10	Tennessee	Head Coach	28-9	.757	11-5	NCAA Elite Eight
10-11	Tennessee	Head Coach	19-15	.559	8-8	NCAA First Round
14-15	Auburn	Head Coach	1-0	1.000	---	---
<b>Totals</b>	<b>20 Seasons</b>		<b>463-145</b>	<b>.764</b>	<b>262-72</b>	

17 NCAA Tournament Appearances (26-16)

10 Sweet Sixteens

1 Elite Eight

7 Regular-season conference championships (4 GLVC, 2 Horizon, 1 SEC)

20 Seasons..... 463-145 (.764)  
1 Season at Auburn ..... 1-0 (1.000)  
6 Seasons at Tennessee..... 145-61 (.704)  
4 Seasons at Milwaukee..... 86-38 (.694)  
9 Seasons at S. Indiana..... 231-46 (.834)  
Division I - 10 Seasons ..... 232-99 (.701)

• 2008 SEC Co-Coach of the Year •

• 2008 Rupp Cup Co-winner •

• 2006 & 2008 AP SEC Coach of the Year •

• 2006 Basketball Times, CBSsportsline, Sporting News National Coach of the Year •

## **Fastest Active Coaches To 400 Wins**

<b>Coach, Current School</b>	<b>Games</b>	<b>Season</b>	<b>Record</b>
Roy Williams, North Carolina	496	15th	400-96
<b>Bruce Pearl, Auburn</b>	<b>509</b>	<b>17th</b>	<b>400-109</b>

**Bruce Pearl has a record of  
.625 or better against 10  
Southeastern Conference foes**

<b>School</b>	<b>Rec.</b>	<b>School</b>	<b>Rec.</b>
S. Carolina	12-2	Alabama	5-3
Georgia	10-3	Arkansas	5-3
Vanderbilt	8-4	LSU	5-3
Florida	8-5	Kentucky	4-9
Auburn	5-2	Missouri	0-1
Miss. State	5-2	Tennessee	N/A
Ole Miss	5-2	Texas A&M	N/A

**SEC's third-winningest active coach  
by percentage [min. 5 years]**

John Calipari	.805	(153-37)
Billy Donoran	.728	(452-169)
<b>Bruce Pearl</b>	<b>.703</b>	<b>(145-61)</b>
Andy Kennedy	.626	(171-102)
Kevin Stallings	.603	(292-192)

**SEC second-winningest in regular season SEC games among  
active coaches by percentage [min. 5 years]**

John Calipari	.762	64-20
<b>Bruce Pearl</b>	<b>.677</b>	<b>65-31</b>
Billy Donoran	.658	192-100
Andy Kennedy	.508	67-65

**One of just 10 current head coach in Division I with a  
minimum of 10 years of experience and no losing seasons**

<b>Coach</b>	<b>School</b>	<b>Years</b>
Jim Boheim	Syracuse	38
Roy Williams	Kansas/North Carolina	26
Tom Izzo	Michigan State	19
Bo Ryan	Milwaukee/Wisconsin	15
Mark Few	Gonzaga	15
Thad Matta	Butler/Xavier/Ohio State	14
John Thompson III	Princeton/Georgetown	14
Mike Anderson	UAB/Missouri/Arkansas	12
Jamie Dixon	Pittsburgh	11
<b>Bruce Pearl</b>	<b>Milwaukee/Tennessee</b>	<b>10</b>

**8 NCAA TOURNAMENTS:****1984, 1985, 1986, 1987, 1988, 1999, 2000, 2003****2 SEC CHAMPIONSHIPS:****1960, 1999****2014-15 AUBURN BASKETBALL GAME NOTES****Bruce Pearl vs. All Teams**

Team	Totals	Home	Away	Neutral	First/Last	Team	Totals	Home	Away	Neutral	First/Last
Abilene Christian	2-0	1-0	--	1-0	1999/2000	Minnesota-Duluth	1-0	1-0	--	--	1997/1997
Air Force	1-1	1-0	0-1	--	2004/2004	Mississippi	5-2	3-0	1-2	1-0	2006/2011
Alabama	5-3	1-2	2-1	2-0	2005/2011	Mississippi State	5-2	2-1	3-0	0-1	2006/2011
Alabama A&M	1-0	1-0	--	--	2005/2005	Mississippi Valley State	2-0	1-0	1-0	--	2002/2002
American	1-0	--	--	1-0	2008/2008	Missouri	0-1	--	0-1	--	1992/1992
Appalachian State	1-0	1-0	--	--	2005/2005	Missouri-St. Louis	9-0	4-0	5-0	--	1996/2001
Arkansas	5-3	3-1	1-1	1-1	2006/2011	Missouri Southern State	1-1	1-1	--	--	1993/2000
Arkansas-Monticello	1-0	1-0	--	--	2007/2007	Missouri State	1-0	1-0	--	--	2010/2010
Armstrong State	1-0	1-0	--	--	1998/1998	Montana	1-0	1-0	--	--	2003/2003
Ashland	6-0	3-0	3-0	--	1993/1995	Murray State	2-0	1-0	--	1-0	2005/2006
Auburn	5-2	3-0	1-2	1-0	2006/2011	Nebraska-Omaha	1-0	--	--	1-0	2001/2001
Austin Peay	1-0	1-0	--	--	2009/2009	New Hampshire	2-0	--	--	2-0	1994/1995
Bellarmine	19-1	10-1	7-0	2-0	1993/2001	Norfolk State	1-0	--	--	1-0	1995/1995
Belmont	3-0	3-0	--	--	2008/2010	North Carolina	0-1	--	--	0-1	2006/2006
Boise State	0-1	--	0-1	--	2004/2004	UNC Asheville	3-0	3-0	--	--	2007/2009
Boston College	1-0	--	--	1-0	2005/2005	UNC Wilmington	1-0	--	--	1-0	2006/2006
Butler	7-4	5-1	1-2	1-1	2002/2008	North Carolina A&T	2-0	2-0	--	--	2007/2009
UC-Riverside	1-0	--	--	1-0	1995/1995	North Carolina State	0-1	--	0-1	--	2003/2003
Cal State-Bakersfield	0-1	--	--	0-1	1994/1994	Northern Kentucky	15-7	7-2	4-4	4-1	1993/2001
Cal State-San Bernardino	1-0	--	--	1-0	1996/1996	Northern Michigan	0-1	0-1	--	--	1993/1993
Cameron	1-0	--	--	1-0	1994/1994	Northern State	1-0	--	--	1-0	1997/1997
Campbellsville	1-0	1-0	--	--	1993/1993	Northwood	1-0	--	--	1-0	1999/1999
Central Oklahoma	1-1	0-1	--	1-0	1995/1997	Notre Dame	0-1	--	--	0-1	2003/2003
Central Washington	0-1	--	--	0-1	1999/1999	Oakland	1-1	1-0	0-1	--	1997/1997
Charleston	1-0	1-0	--	--	1995/1995	Oakland City	4-0	4-0	--	--	1997/2000
Charlotte	1-1	1-0	0-1	--	2010/2010	Ohio	1-0	--	--	1-0	2010/2010
Chicago State	2-0	1-0	1-0	--	2001/2003	Ohio State	2-2	1-0	0-1	1-1	2007/2010
Cleveland State	7-1	4-0	3-1	--	2002/2005	Oklahoma City	1-0	--	--	1-0	1995/1995
Col. of Charleston	1-1	1-1	--	--	2009/2010	Oklahoma State	1-2	--	--	1-2	2005/2009
Colorado	0-1	--	0-1	--	2001/2001	Olivet Nazarene	1-0	1-0	--	--	1996/1996
Columbus State	1-0	--	--	1-0	1997/1997	Pikeville	1-0	1-0	--	--	1997/1997
Concordia-St. Paul	2-0	2-0	--	--	2001/2003	Pittsburgh	1-0	--	1-0	--	2010/2010
Connecticut	0-1	--	--	0-1	2011/2011	Prairie View A&M	3-0	2-0	1-0	--	2003/2007
Coppin State	1-0	1-0	--	--	2006/2006	Puerto Rico-Mayaguez	2-0	2-0	--	--	1996/1997
Denver	1-0	--	--	1-0	1996/1996	Purdue	1-1	--	1-0	0-1	2005/2009
DePaul	1-0	--	--	1-0	2009/2009	Purdue-Calumet	1-0	1-0	--	--	1995/1995
Detroit	8-2	3-1	4-1	1-0	2002/2005	Quincy	12-3	7-0	4-2	1-1	1992/2001
East Carolina	1-0	--	--	1-0	2009/2009	Rice	1-0	1-0	--	--	2004/2004
Eastern Kentucky	1-0	1-0	--	--	2005/2005	Saginaw Valley State	1-0	1-0	--	--	1998/1998
East Tennessee State	3-0	3-0	--	--	2005/2009	San Diego State	1-0	--	--	1-0	2010/2010
Ferris State	2-0	2-0	--	--	1999/2000	Santa Clara	0-1	--	0-1	--	2003/2003
Florida	8-5	5-1	3-3	0-1	2006/2011	Siena	1-0	--	--	1-0	2008/2008
Florida International	1-0	--	--	1-0	2002/2002	South Alabama	1-0	1-0	--	--	2006/2006
Florida Tech	1-0	1-0	--	--	1997/1997	South Carolina	12-2	7-0	4-1	1-1	2006/2011
Fordham	1-0	--	--	1-0	2006/2006	USC-Spartanburg	1-0	1-0	--	--	1996/1996
Georgetown	1-0	--	--	1-0	2008/2008	South Dakota	1-0	--	--	1-0	1994/1994
Georgia	10-3	6-1	4-2	--	2002/2011	South Dakota State	1-0	1-0	--	--	2004/2004
Gonzaga	1-2	0-1	--	1-1	2007/2009	Southern Illinois	0-2	0-1	0-1	--	2003/2003
Grace	1-0	1-0	--	--	1995/1995	SIU Edwardsville	16-2	10-0	6-2	--	1992/2001
Graceland	2-0	2-0	--	--	1992/1993	Southeast Missouri State	0-1	--	--	0-1	2002/2002
Grand Canyon	1-0	1-0	--	--	1992/1992	Southern Cal	0-2	0-1	0-1	--	2009/2010
Hawaii	1-0	--	1-0	--	2005/2005	Southwest Baptist	1-0	1-0	--	--	1993/1993
Henderson State	1-0	--	1-0	--	2000/2000	Southwest Missouri State	1-0	--	1-0	--	2002/2002
Hillsdale	1-0	--	--	1-0	1994/1995	St. Francis	1-0	1-0	--	--	1997/1997
Huntington	1-0	1-0	--	--	2000/2000	St. Joseph's	16-2	8-0	7-2	1-0	1993/2001
Idaho State	1-0	--	--	1-0	2003/2003	St. Louis	1-0	--	1-0	--	2004/2004
Illinois	0-1	--	--	0-1	2005/2005	Stonehill	1-0	1-0	--	--	1992/1992
Illinois-Chicago	6-5	5-1	1-3	0-1	2002/2005	Tampa	1-0	1-0	--	--	1994/1994
Indiana-South Bend	1-0	1-0	--	--	1995/1995	Temple	1-1	1-0	0-1	--	2007/2008
Indiana State	1-0	--	--	1-0	2002/2002	Tennessee-Chattanooga	3-0	2-0	1-0	--	2007/2010
Indiana Wesleyan	1-0	1-0	--	--	1995/1995	Tennessee-Martin	2-0	2-0	--	--	2008/2010
Indiana Tech	1-0	1-0	--	--	1992/1992	Tennessee Tech	1-0	1-0	--	--	2006/2006
IUPUI-Fort Wayne	17-1	10-0	7-1	--	1993/2001	Texas	2-1	1-0	1-0	0-1	2005/2007
IUPUI-Indianapolis	2-0	1-0	1-0	--	1994/1994	Thomas	1-0	1-0	--	--	1998/1998
Indianapolis	14-4	9-0	4-4	1-0	1993/2001	Truman State	1-0	1-0	--	--	1997/1998
Iowa State	0-1	--	0-1	--	2001/2001	Union	1-0	1-0	--	--	1992/1992
Kansas	1-2	1-0	0-1	0-1	2004/2010	Valparaiso	2-2	1-0	1-2	--	2001/2004
Kentucky	4-9	3-3	1-5	0-1	2006/2011	Vanderbilt	8-4	5-1	3-3	--	2006/2011
Kentucky State	5-1	3-0	2-1	--	1993/1995	Villanova	1-0	--	--	1-0	2007/2007
Kentucky Wesleyan	11-16	8-2	2-12	1-2	1993/2001	Virginia	1-0	--	--	1-0	2007/2007
Lemoyne-Owen	1-0	1-0	--	--	1999/1999	Virginia Commonwealth	1-0	--	--	1-0	2010/2010
Lewis	15-3	10-0	4-3	1-0	1993/2001	Virginia Tech	1-0	--	--	1-0	2001/2001
Lincoln	1-0	1-0	--	--	1999/1999	Washburn	1-0	--	--	1-0	1994/1994
Lipscomb	1-0	1-0	--	--	2005/2005	Wayne State	2-0	1-0	--	1-0	1993/1999
Long Beach State	1-0	--	--	1-0	2007/2007	Western Kentucky	2-0	1-0	--	1-0	2006/2007
Louisiana-Lafayette	4-0	3-0	1-0	--	2005/2008	Western Michigan	0-2	0-1	0-1	--	2001/2001
LSU	5-3	2-1	2-1	1-1	2006/2011	West Virginia	1-0	--	--	1-0	2007/2007
Louisville	0-2	--	0-1	0-1	2001/2008	Wichita State	0-1	--	--	0-1	2006/2006
Loyola	8-1	4-1	4-0	--	2002/2005	Winona State	1-0	1-0	--	--	1994/1994
Maine	1-0	--	--	1-0	2002/2002	Winthrop	1-0	--	--	1-0	2006/2006
Manhattan	1-1	0-1	1-0	--	2004/2004	Wisconsin	0-4	0-1	0-3	--	2001/2004
Marquette	1-0	--	--	1-0	2008/2008	Wisconsin-Green Bay	6-2	4-0	2-2	--	2002/2005
Mars Hill	1-0	1-0	--	--	1996/1996	Wisconsin-Parkside	16-0	10-0	6-0	--	1993/2004
Memphis	4-2	3-1	1-1	--	2006/2011	Wisconsin-Platteville	1-0	--	--	1-0	1995/1995
Michigan	0-1	--	--	0-1	2011/2011	Wright State	8-0	4-0	4-0	--	2002/2005
Michigan State	0-1	--	--	0-1	2010/2010	Wyoming	1-0	1-0	--	--	2009/2009
Michigan Tech	1-0	--	--	1-0	2000/2000	Xavier	1-0	--	1-0	--	2007/2007
Middle Tennessee	5-0	3-0	2-0	--	2006/2010	Youngstown State	7-1	4-0	3-1	--	2002/2005
Milwaukee	1-0	1-0	--	--	2014/2014						

# 2014-15 AUBURN BASKETBALL GAME NOTES

**8 NCAA TOURNAMENTS:**  
1984, 1985, 1986, 1987, 1988, 1999, 2000, 2003  
**2 SEC CHAMPIONSHIPS:**  
1960, 1999

In its fifth year, Auburn Arena was built at a cost of \$86 million and seats 9,121 fans for basketball games, bringing Tiger fans close to the action. Auburn Arena replaced the old Beard-Eaves Memorial Coliseum as home of Tiger basketball for the 2010-11 season.

The furthest seat in Auburn Arena is just 43 feet away from the court. A full two-thirds of the seats in the facility are less than 27 feet in elevation from courtside. Auburn students have their own entrance, lobby and concessions area at the Arena to service 1,500 floor-level seats.

The Arena features a team store, six concession stands, three elevators, 94 HD televisions plus family restrooms and customer service kiosks on all seating levels. For special events, 12,000 square feet of banquet space, including tailgate and super suites, is available.

## Arena sellouts

In the four-year history of Auburn Arena, the facility has reached its max capacity of 9,121 fans five times, the last time coming Jan. 19, 2013 against Kentucky.

## Top 10 Auburn Arena Crowds

Date	Opponent	Att.	W/L	Score
1/19/13	Kentucky	9,121	L	53-75
1/11/12	Kentucky	9,121	L	53-68
2/12/11	Mississippi St.	9,121	W	65-62
1/22/11	Alabama	9,121	L	58-68
11/12/10	UNC Asheville	9,121	L	69-70
1/30/14	Alabama	9,102	W	74-55
2/16/13	Florida	8,953	L	52-83
1/26/13	Ole Miss	8,740	L	61-63
1/18/14	Florida	8,683	L	61-68
2/18/12	Mississippi St.	8,336	W	65-55

## Season tickets sold out

Auburn has sold out of men's basketball season tickets for the first time in Auburn Arena history. Individual game tickets and standing room only tickets are still available.

## Auburn Arena Year-By-Year

Year	Record	Total Attend.	Avg.
2010-11	9-11	126,483	6,324
2011-12	14-3	110,534	6,502
2012-13	7-10	106,375	6,257
2013-14	12-6	104,815	5,823
2014-15	1-0	8,114	8,114
<b>TOTALS</b>	<b>43-30</b>	<b>456,321</b>	<b>6,251</b>

## AUBURN ARENA RECORDS

### INDIVIDUAL

#### Auburn

**Points:** 32 by Chris Denson vs. Alabama, Jan. 30, 2014  
**Field Goals:** 12 by Chris Denson vs. Northwestern State, Nov. 15, 2013  
**Field Goals Attempted:** 21 by Earnest Ross vs. LSU, Jan. 8, 2011  
**3-Pointers Made:** 6 by KT Harrell vs. Boston College, Dec. 22, 2013  
 6 by Andre Malone vs. Samford, Nov. 19, 2010  
**3-Pointers Attempted:** 15 by Earnest Ross vs. LSU, Jan. 8, 2011  
**Free Throws:** 13 by KT Harrell vs. Mississippi State, Feb. 15, 2014  
**Free Throws Attempted:** 15 by Chris Denson vs. Murray State, Nov. 23, 2013  
**Rebounds:** 17 by Cinneon Bowers vs. Milwaukee, Nov. 15, 2014  
**Assists:** 10 by Varez Ward vs. Bethune-Cookman, Jan. 2, 2012  
**Blocks:** 10 by Kenny Gabriel vs. Bethune-Cookman, Jan. 2, 2012

#### Opponents

**Points:** 33 by Xavier Munford for Rhode Island, Nov. 25, 2012  
**Field Goals Attempted:** 24 by Xavier Munford for Rhode Island, Nov. 25, 2012  
**Field Goals Made:** 11 by Xavier Munford for Rhode Island, Nov. 25, 2012  
**3-Pointers Made:** 8 by Xavier Munford for Rhode Island, Nov. 25, 2012  
 8 by Josh Davis for Samford, Nov. 19, 2010  
**3-Pointers Attempted:** 15 by Xavier Munford for Rhode Island, Nov. 25, 2012  
**Free Throws:** 14 by Trivante Bloodman for Mississippi St., Feb. 15, 2014  
**Free Throws Attempted:** 15 by Trivante Bloodman for Mississippi St., Feb. 15, 2014  
 15 by Kedren Johnson for Vanderbilt, March 2, 2013  
**Rebounds:** 16 by Al'lonzo Coleman for Presbyterian Coll., Dec. 18, 2010  
**Assists:** 10 by Scottie Wilbekin for Florida, Feb. 16, 2013  
**Blocks:** 7 by Nerlens Noel for Kentucky, Jan. 19, 2013  
**Steals:** 6 by Ayron Hardy for Jacksonville, Nov. 27, 2010

### TEAM

#### Auburn

**Points in a Game:** 92 vs. Mississippi State, Feb. 15, 2014  
 92 vs. Northwestern State, Nov. 15, 2013  
 92 vs. Grambling State, Dec. 11, 2012  
**Points in a Half:** 65 vs. Grambling State [2nd half], Dec. 11, 2012  
**Fewest Points in a Game:** 40 vs. Florida, Jan. 20, 2011  
**Field Goals:** 37 vs. Northwestern State, Nov. 15, 2013

**Field Goals Attempted:** 81 vs. Northwestern State, Nov. 15, 2013  
**Field Goal Percentage:** .654 vs. Ark.-Pine Bluff, 34 of 52, Dec. 30, 2013  
**3-Pointers Made:** 11 vs. Grambling State, Dec. 11, 2012; 11 vs. Rhode Island Nov. 25, 2012  
**3-Pointers Attempted:** 29 vs. Northwestern State, Nov. 15, 2013  
**Free Throws:** 37 vs. Mississippi State, Feb. 15, 2014  
**Free Throws Attempted:** 43 vs. North Florida, Dec. 17, 2011  
**Free Throw Pct.:**  
 (Min. 10 att.): .902 (37-of-41) vs. Mississippi State, Feb. 15, 2014  
 (Min. 30 att.): .902 (37-of-41) vs. Mississippi State, Feb. 15, 2014  
**Rebounds:** 56 vs. Florida A&M, Jan. 4, 2014  
**Assists:** 24 vs. Arkansas-Pine Bluff, Dec. 30, 2013  
**Steals:** 15 vs. Presbyterian College, Dec. 18, 2010  
**Blocks:** 17 vs. Nicholls State, Nov. 25, 2011

#### Opponents

**Points in a Game:** 111 by Northwestern State, Nov. 15, 2013  
**Fewest Points in a Game:** 37 by Alabama, Feb. 6, 2013  
**Field Goals Attempted:** 72 by Northwestern State, Nov. 15, 2013  
 72 by Ole Miss, Jan. 14, 2012  
**3-Pointers Made:** 18 by Samford, Nov. 19, 2010  
**3-Pointers Attempted:** 33 by Samford, Nov. 19, 2010  
**3-Point Pct:** .545 by Samford, 18 of 33, Nov. 19, 2010  
**Free Throws Made:** 31 by Missouri, Jan. 11, 2014  
**Free Throws Attempted:** 41 by Missouri, Jan. 11, 2014  
**Rebounds:** 49 by Kentucky, Feb. 12, 2014  
 49 by Ole Miss, Jan. 14, 2012  
**Fouls:** 31 by Mississippi State, Feb. 15, 2014  
 31 by Nicholls, Nov. 8, 2013

#### Miscellaneous

**Win-Loss Record:** 43-30 (.589) -- 4+ seasons  
**Most Combined Points:** 203, 92-111 vs. Northwestern State, Nov. 15, 2013  
**Widest AU Victory Margin:** 50, 92-42 over Grambling State, Dec. 11, 2012  
**Widest Margin of Defeat for AU:** 31, 83-52 by Florida, Feb. 16, 2013  
**Most Wins by AU in a Single Season:** 14 (2011-12)  
**Most Games Lost by AU in a Single Season:** 11 (2010-11)  
**Longest Winning Streak:** 10 (Started in final game of 2010-11 season and continued through the first nine games of 2011-12)  
**Longest Losing Streak:** 5 (2012-13 Season)  
**Number of 100-Point Games by AU:** 0  
**Number of 100-Point Games by Opponents:** 1

**8 NCAA TOURNAMENTS:****1984, 1985, 1986, 1987, 1988, 1999, 2000, 2003****2 SEC CHAMPIONSHIPS:****1960, 1999****2014-15 AUBURN BASKETBALL GAME NOTES****Game by Game Leaders**

<b>Date</b>	<b>Opponent</b>	<b>Result</b>	<b>Pts</b>	<b>Rebs</b>	<b>Blks</b>	<b>Stl</b>	<b>Ast</b>
11/14	Milwaukee	9 p.m.	Harrell (20)	Bowers (17)^	Granger (1)	Harrell (3)^	Ross-Miller (3)^
11/18	at Colorado	12 a.m.					
11/21	Louisiana	8 p.m.					
11/24	vs. Tulsa	10 p.m.					
11/26	Okla. St./Ore. St.	TBA					
12/3	at Texas Tech	8 p.m.					
12/5	Coastal Carolina	8 p.m.					
12/14	at Clemson	3 p.m.					
12/17	Winthrop	8 p.m.					
12/20	Xavier	5 p.m.					
12/23	Texas Southern	7 p.m.					
12/29	Middle Tenn. St.	8 p.m.					
1/3	North Alabama	12 p.m.					
1/6	*at Vanderbilt	8 p.m.					
1/10	*Missouri	6 p.m.					
1/15	*at Florida	6 p.m.					
1/17	*South Carolina	7:30 p.m.					
1/21	*Mississippi St.	8 p.m.					
1/24	*at Alabama	7:30 p.m.					
1/27	*Texas A&M	8 p.m.					
1/31	*at Tennessee	11 a.m.					
2/5	*at LSU	6 p.m.					
2/7	*Ole Miss	5:30 p.m.					
2/10	*Arkansas	8 p.m.					
2/14	*at Georgia	1 p.m.					
2/14	*Alabama	8 p.m.					
2/21	*at Kentucky	5 p.m.					
2/24	*LSU	6 p.m.					
2/28	*at Texas A&M	7:30 p.m.					
3/3	*at Missouri	8 p.m.					
3/7	*Georgia	3 p.m.					

^ - Game Leader

# 2014-15 AUBURN BASKETBALL GAME NOTES

**8 NCAA TOURNAMENTS:**  
1984, 1985, 1986, 1987, 1988, 1999, 2000, 2003  
**2 SEC CHAMPIONSHIPS:**  
1960, 1999

## 2011-15 TEAM HIGHS & LOWS

### AUBURN

	HIGH	LOW
POINTS SCORED	83, vs. Milwaukee (11/14)	83, vs. Milwaukee (11/14)
POINTS, FIRST HALF	29, vs. Milwaukee (11/14)	29, vs. Milwaukee (11/14)
POINTS, SECOND HALF	54, vs. Milwaukee (11/14)	54, vs. Milwaukee (11/14)
POINT DIFFERENTIAL	+10, vs. Milwaukee (11/14)	+10, vs. Milwaukee (11/14)
FIELD GOALS MADE	24, vs. Milwaukee (11/14)	24, vs. Milwaukee (11/14)
FIELD GOALS ATTEMPTED	52, vs. Milwaukee (11/14)	52, vs. Milwaukee (11/14)
FIELD GOAL PERCENTAGE	.462, vs. Milwaukee (11/14)	.462, vs. Milwaukee (11/14)
3-POINTERS MADE	7, vs. Milwaukee (11/14)	7, vs. Milwaukee (11/14)
3-POINTERS ATTEMPTED	14, vs. Milwaukee (11/14)	14, vs. Milwaukee (11/14)
3-POINT PERCENTAGE	.500, vs. Milwaukee (11/14)	.500, vs. Milwaukee (11/14)
FREE THROWS MADE	28, vs. Milwaukee (11/14)	28, vs. Milwaukee (11/14)
FREE THROWS ATTEMPTED	39, vs. Milwaukee (11/14)	39, vs. Milwaukee (11/14)
FREE THROW PERCENTAGE	.718, vs. Milwaukee (11/14)	.718, vs. Milwaukee (11/14)
REBOUNDS	35, vs. Milwaukee (11/14)	35, vs. Milwaukee (11/14)
OFFENSIVE REBOUNDS	11, vs. Milwaukee (11/14)	11, vs. Milwaukee (11/14)
DEFENSIVE REBOUNDS	24, vs. Milwaukee (11/14)	24, vs. Milwaukee (11/14)
REBOUND MARGIN	+3, vs. Milwaukee (11/14)	+3, vs. Milwaukee (11/14)
ASSISTS	9, vs. Milwaukee (11/14)	9, vs. Milwaukee (11/14)
TURNOVERS	12, vs. Milwaukee (11/14)	12, vs. Milwaukee (11/14)
BLOCKED SHOTS	1, vs. Milwaukee (11/14)	1, vs. Milwaukee (11/14)
STEALS	6, vs. Milwaukee (11/14)	6, vs. Milwaukee (11/14)
FOULS	17, vs. Milwaukee (11/14)	17, vs. Milwaukee (11/14)

### OPPONENTS

	HIGH	LOW
POINTS SCORED	73, vs. Milwaukee (11/14)	73, vs. Milwaukee (11/14)
POINTS, FIRST HALF	32, vs. Milwaukee (11/14)	32, vs. Milwaukee (11/14)
POINTS, SECOND HALF	41, vs. Milwaukee (11/14)	41, vs. Milwaukee (11/14)
POINT DIFFERENTIAL	-10, vs. Milwaukee (11/14)	-10, vs. Milwaukee (11/14)
FIELD GOALS MADE	30, vs. Milwaukee (11/14)	30, vs. Milwaukee (11/14)
FIELD GOALS ATTEMPTED	59, vs. Milwaukee (11/14)	59, vs. Milwaukee (11/14)
FIELD GOAL PERCENTAGE	.508, vs. Milwaukee (11/14)	.508, vs. Milwaukee (11/14)
3-POINTERS MADE	7, vs. Milwaukee (11/14)	7, vs. Milwaukee (11/14)
3-POINTERS ATTEMPTED	21, vs. Milwaukee (11/14)	21, vs. Milwaukee (11/14)
3-POINT PERCENTAGE	.333, vs. Milwaukee (11/14)	.333, vs. Milwaukee (11/14)
FREE THROWS MADE	6, vs. Milwaukee (11/14)	6, vs. Milwaukee (11/14)
FREE THROWS ATTEMPTED	14, vs. Milwaukee (11/14)	14, vs. Milwaukee (11/14)
FREE THROW PERCENTAGE	.429, vs. Milwaukee (11/14)	.429, vs. Milwaukee (11/14)
REBOUNDS	32, vs. Milwaukee (11/14)	32, vs. Milwaukee (11/14)
OFFENSIVE REBOUNDS	9, vs. Milwaukee (11/14)	9, vs. Milwaukee (11/14)
DEFENSIVE REBOUNDS	23, vs. Milwaukee (11/14)	23, vs. Milwaukee (11/14)
REBOUND MARGIN	-3, vs. Milwaukee (11/14)	-3, vs. Milwaukee (11/14)
ASSISTS	13, vs. Milwaukee (11/14)	13, vs. Milwaukee (11/14)
TURNOVERS	12, vs. Milwaukee (11/14)	12, vs. Milwaukee (11/14)
BLOCKED SHOTS	5, vs. Milwaukee (11/14)	5, vs. Milwaukee (11/14)
STEALS	7, vs. Milwaukee (11/14)	7, vs. Milwaukee (11/14)
FOULS	28, vs. Milwaukee (11/14)	28, vs. Milwaukee (11/14)

**8 NCAA TOURNAMENTS:****1984, 1985, 1986, 1987, 1988, 1999, 2000, 2003****2 SEC CHAMPIONSHIPS:****1960, 1999****2014-15 AUBURN BASKETBALL GAME NOTES**

DATE	OPPONENT	RESULT	LARGEST LEAD/LARGEST DEFICIT		TIED	LEAD CHANGES
			LARGEST LEAD	LARGEST DEFICIT		
Nov. 14	Milwaukee	W, 83-73	10 (81-71, 0:41 2nd)	12 (43-55, 11:09 2nd)	2 times	2
Nov. 18	at Colorado					
Nov. 21	Louisiana					
Nov. 24	vs. Tulsa					
Nov. 26	Ok. St./Ore. St.					
Dec. 3	at Texas Tech					
Dec. 5	Coastal Carolina					
Dec. 14	at Clemson					
Dec. 17	Winthrop					
Dec. 20	Xavier					
Dec. 23	Texas Southern					
Dec. 29	Middle Tennessee St.					
Jan. 3	North Alabama					
Jan. 6	at Vanderbilt					
Jan. 10	Missouri					
Jan. 15	at Florida					
Jan. 17	South Carolina					
Jan. 21	Mississippi State					
Jan. 24	at Alabama					
Jan. 27	Texas A&M					
Feb. 5	at LSU					
Feb. 7	Ole Miss					
Feb. 10	Arkansas					
Feb. 14	at Georgia					
Feb. 17	Alabama					
Feb. 21	at Kentucky					
Feb. 24	LSU					
Feb. 28	at Texas A&M					
Mar. 3	at Missouri					
Mar. 7	Georgia					

DATE	OPPONENT	RESULT	SPECIALTY STATS (AUBURN-OPPONENT)				
			PTS. OFF TURN.	2ND CHANCE	PAINT	FAST BREAK	BENCH
Nov. 14	Milwaukee	W, 83-73	14-17	20-11	28-34	0-0	16-23
Nov. 18	at Colorado						
Nov. 21	Louisiana						
Nov. 24	vs. Tulsa						
Nov. 26	Ok. St./Ore. St.						
Dec. 3	at Texas Tech						
Dec. 5	Coastal Carolina						
Dec. 14	at Clemson						
Dec. 17	Winthrop						
Dec. 20	Xavier						
Dec. 23	Texas Southern						
Dec. 29	Middle Tennessee St.						
Jan. 3	North Alabama						
Jan. 6	at Vanderbilt						
Jan. 10	Missouri						
Jan. 15	at Florida						
Jan. 17	South Carolina						
Jan. 21	Mississippi State						
Jan. 24	at Alabama						
Jan. 27	Texas A&M						
Feb. 5	at LSU						
Feb. 7	Ole Miss						
Feb. 10	Arkansas						
Feb. 14	at Georgia						
Feb. 17	Alabama						
Feb. 21	at Kentucky						
Feb. 24	LSU						
Feb. 28	at Texas A&M						
Mar. 3	at Missouri						
Mar. 7	Georgia						

# 2014-15 AUBURN BASKETBALL GAME NOTES

8 NCAA TOURNAMENTS:  
1984, 1985, 1986, 1987, 1988, 1999, 2000, 2003  
2 SEC CHAMPIONSHIPS:  
1960, 1999

## The Last Time...

### AN AUBURN INDIVIDUAL...

**Scored at least 30 points:** Chris Denson (30) vs. Mississippi State (2-15-14)

**Scored at least 35 points:** Toney Douglas (38) vs. Nicholls State (11-24-04)

**Scored at least 40 points:** Wesley Person (44) vs. UAB (12-16-93)

**Two players with at least 20 points:** Chris Denson (30 points) & KT Harrell (26 points) vs. Mississippi State (2-15-14)

**Three players with at least 20 points:** Marquis Daniels (27 points), Marco Killing-sworth (24 points), Derrick Bird (23 points), vs. Georgia State, (11-26-02)

**Scored 20 points in a half:** Chris Denson (20 points) vs. Mississippi State (2-15-14)

**Scored 20 points in 1st half:** Chris Denson (20 points) vs. Northwestern State (11-15-13)

**Scored 20 points in 2nd half:** Chris Denson (20 points) vs. Mississippi State (2-15-14)

**Scored 25 points in a half:** Chris Denson (26 points) vs. Alabama (1-30-14)

**Two players with 25 points:** Chris Denson (30 points) & KT Harrell (26 points) vs. Mississippi State (2-14-14)

**Two players with 25 points (SEC):** Chris Denson (30 points) & KT Harrell (26 points) vs. Mississippi State (2-14-14)

**A player w/back-to-back 25-point SEC games:** Chris Denson, 25 pts at South Carolina (2-5-14); 29 pts at LSU (2-8-14); 26 pts vs. Kentucky (2-12-14); 30 pts vs. Mississippi State (2-15-14)

**A player w/3 straight 25-point SEC games:** Chris Denson, 25 pts at South Carolina (2-5-14); 29 pts at LSU (2-8-14); 26 pts vs. Kentucky (2-12-14); 30 pts vs. Mississippi State (2-15-14)

**A player w/4 straight 25-point SEC games:** Chris Denson, 25 pts at South Carolina (2-5-14); 29 pts at LSU (2-8-14); 26 pts vs. Kentucky (2-12-14); 30 pts vs. Mississippi State (2-15-14)

**A player w/5 straight 25-point SEC games:** Keenan Carpenter, 44 pts vs. LSU (1-8-89); 28 pts vs. Mississippi State (2-11-89); 33 pts at Florida (2-15-89); 32 pts at Ole Miss (2-18-89); 29 pts vs. Kentucky (2-20-89)

**A player w/5 straight 20-point SEC games:** Tay Waller, 29 pts v. Arkansas (2-20-10); 29 pts at Ole Miss (2-24-10); 26 pts v. LSU (2-27-10); 22 pts vs. Miss. State (3-3-10); 22 pts at Alabama (3-6-10)

**Zero players scored in double figures:** at Vanderbilt (1-7-12)

**Only one player scored in double figures:** KT Harrell (21 points) at Alabama (3-1-14)

**1 player score half team's points:** Frankie Sullivan (22 points) vs. Long Beach State in 64-43 loss in Honolulu, Hawaii (12-23-11)

**Five players scored in double figures:** Chris Denson (18 pts), KT Harrell (16 pts), Tahj Shamsid-Deen (12 pts), Asaunh Dixon-Tatum (10 pts), Allen Payne (10 pts) vs. Georgia (2-1-14)

**Five players scored in double figures (SEC):** Chris Denson (18 pts), KT Harrell (16 pts), Tahj Shamsid-Deen (12 pts), Asaunh Dixon-Tatum (10 pts), Allen Payne (10 pts) vs. Georgia (2-1-14)

**All five starters scored in double figures:** Chris Denson (18 pts), KT Harrell (16 pts), Tahj Shamsid-Deen (12 pts), Asaunh Dixon-Tatum (10 pts), Allen Payne (10 pts) vs. Georgia (2-1-14)

**Six players scored in double figures:** Lucas Hargrove (14 points), DeWayne Reed (16 points), Frankie Sullivan (15 points), Tay Waller (13 points), Andre Malone (11 points) and Brendon Knox (18 points), vs. Georgia Southern, (1-2-10)

**Six players scored in double figures (SEC):** Brandon Robinson (24), Lewis Monroe (16), Ian Young (13), Quinell Brown (12), Ronny LeMelle (12), Dwayne Curtis (10) at Mississippi State (3-2-04)

**Had at least 15 rebounds:** Cinmeon Bowers vs. Milwaukee (17 rebounds) (11-14-14)

**Had at least 15 rebounds (SEC):** Korvotney Barber v. LSU (17 rebounds) (3-7-09)

**Had at least 20 rebounds:** Kelvin Ardister v. Tenn. (20 reb) (1-4-89)

**Had at least 25 rebounds:** Rex Frederick at Ole Miss (25 rebounds) (1-6-58)

**At least 20 pts & 20 reb:** Kelvin Ardister v. Tenn. (22 pts, 20 reb) (1-4-89)

**Two players with at least 10 rebounds:** Asaunh Dixon-Tatum (13 rebounds) & Allen Payne (10 rebounds) at Mississippi State (1-22-14)

**At least three players with 10 rebounds:** at Virginia, Korvotney Barber (13 rebounds), Quantez Robertson (10 rebounds), Lucas Hargrove (10 rebounds), (12-20-08)

**Double-Double:** Cinmeon Bowers (18 pts, 17 reb) vs. Milwaukee (11-14-14)

**2 straight Double-Doubles:** Rob Chubb (16 pts, 10 reb) at So. Carolina (1-12-13) & (12 pts, 11 reb) at Arkansas (1-16-13)

**3 straight Double-Doubles:** Korvotney Barber, 13 points & 17 rebounds at Alabama, (3/3/09), 16 points & 17 rebounds vs. LSU (3-7-09), & 12 points & 10 rebounds vs. Florida (3-13-09) in SEC Tour.

**Two players had a double-double:** Asaunh Dixon-Tatum (12 pts, 13 rebs) & Allen Payne (12 pts, 10 rebs) at Mississippi State (1-22-14)

**Double-Double with points and assists:** Jamison Brewer vs. Louisiana Lafayette, (10 points, 11 assists) (12-4-00)

**Triple-Double:** Kenny Gabriel (24 pts, 13 reb, 10 blk) vs. Bethune-Cookman (1-2-12)

**10 assists:** Varez Ward Vs. Bethune-Cookman (10 assists) (1-2-12)

**2 players with at least 5 Blocked Shots:** Rob Chubb & Willy Kouassi v. Nicholls State (5 each) (11-25-11)...also Kenny Gabriel (4 blocks)

**At least 10 Blocks:** Kenny Gabriel v. Bethune-Cookman (10 blks) (1-2-12)

**At least 5 Steals:** Allen Payne (5 steals) vs. South Carolina (2-26-14)

**At least 5 Steals (SEC):** Allen Payne (5 steals) vs. South Carolina (2-26-14)

**Made 11 straight 3s:** Jordan Price (4-4 Gramb/4-4 Furman/3-3 Tennessee Tech (12-11,15,18-2012). Ties SEC record by Vandy's Kevin Anglin 1992

**Made 27 straight free throws:** Frankie Sullivan (27-of-27) to open 2009-10 season to set Auburn consecutive made record; 21 in 2012-13

**Led AU in points, rebounds, assists, steals:** Frankie Sullivan at Coll. Charleston (24 points, 5 rebounds, 2 assists, 2 steals), (11-16-12)

**Hit buzzer beater shot to win a game:** Reggie Sharp vs. Alabama, 3-pt FG, (72-69 in OT), (2-21-01)

**Played more than 40 minutes:** Frankie Sullivan (48 minutes) & Josh Wallace (47 minutes) at Arkansas (2ot) (1-16-13)

### AN AUBURN TEAM...

**Defeated a ranked team:** vs. #11 LSU (3-7-09)

**Defeated a ranked team at home:** vs. #11 LSU (3-7-09)

**Defeated a ranked team on the road:** at #25 Alabama (2-24-07)

**Defeated a top-10 team:** vs. #8 Wake Forest (3-23-03 / NCAA Tournament)

**Defeated a top-10 team at home:** vs. #9 Alabama (1-18-03)

**Defeated a top-10 team on the road:** at #8 Arkansas (1-23-93)

**Won in Overtime:** vs. Ole Miss, 69-68 (2ot) (1-14-12)

**Lost in Overtime:** at Mississippi State, 74-71 (ot) (3-9-13)

**Won in Double Overtime:** vs. Ole Miss, 69-68 (2ot) (1-14-12)

**Lost in Double Overtime:** at Arkansas, 88-80 (2ot) (1-16-13)

**Played back-to-back Overtime Games:** v. Ole Miss, W 69-68 (2ot) (1-14-12) and at LSU, L 65-58 (ot) (1-17-12)

**Lost back-to-back Road Overtime Games:** at Arkansas, 82-79 (2-6-10) and at Mississippi State, 85-75 (2-13-10)

**Lost back-to-back Games in Final 5 Seconds:** at Alabama (0.3 sec), 51-49 (2-23-11) and vs. Arkansas (5.0 sec.), 57-55 (2-26-11)

**3 straight games decided on final possession:** at Alabama (0.3 sec), L, 51-49 (2-23-11), v. Arkansas (5.0 sec.), L, 57-55 (2-26-11), v. Ole Miss (OM chance to tie on last possession) W, 76-73 (3-2-11)

**Played at least three overtimes:** vs. Georgia, (3-1-79), (4ot) in SEC Tournament in Birmingham, Ala.

**Missed 23 straight FGs:** at Arkansas (1-25-11), last fga 1st half, 0-22 start 2nd

**Shot 70% for a half:** 74.1% (20-27) vs. Arkansas-Pine Bluff (12/30/13)

**Shot 70% for a half (SEC):** 72.7% (16-22) at Ole Miss (2-22-03)

**Shot 60% for a game:** 65.4% (34-52) vs. Arkansas-Pine Bluff (12/30/13)

**Shot 60% for a game (SEC):** 60.9% (28-46) vs. Arkansas (2-20-10)

**Shot less than 30% for game:** at Alabama (19-69, 27.5%) (3-1-14)

**Shot 100% from the free throw line:** v. Long Beach St. (6-6) (12-23-11)

**Shot less than 15% from free throw line:** v. Florida (1-8, 12.5%) (1-20-11)

**Shot 60% from 3-point line:** v. Ark.-Pine Bluff (9-15, 60.0%) (11-28-11)

**Shot less than 30% in half:** 27.5% (11-40) at Alabama (2nd) (3-1-14)

**Shot less than 20% in half:** 13.0% (3-23) v. Alabama (1st half), (2-6-13)

**Shot less than 10% in a half:** 8.3% (2-24) vs. LSU (1st half), (1-8-11)

**Shot 55% or better and lost:** at Tennessee (56.1%, 32-57) (2-15-06)

**Attempted 50 free throws:** 52 att. Vanderbilt, (2-6-54)

**Attempted 43 free throws:** 43 att. vs. North Florida, (12-17-11)

**Attempted 40 free throws:** 41 att. vs. Florida State, (1-2-13)

**Att. at least 30 free throws in half:** Milwaukee (24-of-32, 2nd) (11-14-14)

**Made 30 free throws:** 37 vs. Mississippi State, 41 att. (2-15-14)

**Made 30 free throws (SEC):** 37 vs. Mississippi State, 41 att. (2-15-14)

**Made 30 free throws (SECT):** v. Fla. (32) 44 fta. (3-10-00), SEC Tour. in Atlanta

**8 NCAA TOURNAMENTS:****1984, 1985, 1986, 1987, 1988, 1999, 2000, 2003****2 SEC CHAMPIONSHIPS:****1960, 1999****2014-15 AUBURN BASKETBALL GAME NOTES****The Last Time...**

**Made at least 10 3-point field goals:** at Florida (10-19) (2-19-14)  
**Failed to make 3-pt field goal:** vs. Kentucky (0-15) (1-19-13); at Ole Miss (0-14) (3-1-97) & vs. Florida (0-6) (1-31-87, AU won)  
**Had at least 50 rebounds:** vs. Florida A&M (56 rebounds) (1-4-14)  
**Had less than 20 rebounds:** vs. Presbyterian (19 reb.) (12-18-10)  
**Had 25 assists:** vs. Tennessee State (26 assists) (12-19-06)  
**Had at least 15 steals:** vs. Georgia Southern (16 steals) (12-29-10)  
**Had at least 10 blocks:** vs. Florida A&M (10 Blocks) (1-4-14)  
**Had at least 17 blocks:** vs. Nicholls State (17 Blocks) (11-25-11)  
**Had at least 27 lead changes:** at Arkansas (27 l.c., 13 ties) (1-16-13)  
**Scored 50 points in a half:** vs. Milwaukee (54 points, 2nd) (11-14-14)  
**Scored 50 points in a half (SEC):** vs. Mississippi State (52 points, 2nd) (2-15-14)  
**Scored 60 points in a half:** Grambling State (65 points, 2nd) (12-11-12)  
**Scored 60 points in a half (SEC):** at Tennessee (64 points) (2-15-06)  
**Scored 70 points in a half:** vs. Troy State (73 points, 2nd) (12-9-93)  
**Scored 100 points (SEC):** vs. Alabama (102 points) (2-13-99)  
**Scored 100 points (Non-Conf):** vs. Grambling State (105 points) (11-29-03) in Huntsville, Ala.  
**Scored under 20 points in 1st half:** vs. Illinois (17 points) (12-8-13)  
**Scored under 20 points in a 2nd half:** at Vanderbilt (16 pts) (1-7-12)  
**Scored under 10 points in a half:** vs. LSU (6 points, 1st half) (1-8-11)  
**Scored 35 or under points in a game:** at Vanderbilt (35 pts) (1-7-12)  
**Scored under 50 points in game:** at Alabama (43 pts) (2-26-13)  
**Scored under 50 points in game (SEC):** at Alabama (43 pts) (2-26-13)  
**Biggest comebacks to win:** 22 pts at half, AU 82, #13 Louisville 78, Puerto Rico Shootout Championship game (11-26-95); 20 pts w/2:01 left in 1st, AU 76, Ole Miss 73 (3-2-11); 19 pts w/10:43 left, #14 AU 73, at LSU 70 (1-9-99); 19 pts with 11:01 left and 14 pts with 5:00 left, at AU 65, Miss. St. 62 (2-12-1)

**OPPONENT INDIVIDUALS...**

**Scored at least 30 points:** Jalan West (30), Northwestern State (11-15-13)  
**Scored at least 30 pts (SEC):** Dundreous Nelson (30), Ole Miss, (3-2-11)  
**Scored at least 35 points:** Tasmin Mitchell (38), at LSU, (1-20-10)  
**Scored at least 40 points:** Hersey Hawkins, Bradley, (44 points), (3-17-88), in NCAA Tournament in Atlanta, Ga.  
**Totaled at least 20 points and 20 rebounds:** Louis Amundson, UNLV (22 points and 22 rebounds), (12-12-04)  
**Two players with 20 points:** Jalan West (30 points) and Gary Stewart (23 points) vs. Northwestern State (11-15-13)  
**Three players with 20 points:** Odarte Blankson (22 points), Louis Amundson (22 points), Jerel Blassingame (20 points), UNLV, (12-12-04)  
**Only one player scored in double figures:** Trevor Releford (15 points), Alabama (1-30-14)  
**Zero players scored in double figures:** Florida A&M (1-4-14)  
**Five players scored in double figures:** Jarnell Stokes (20), Antonio Barton (14), Jeronne Maymon (13), Jordan McRae (13) and Josh Richardson (10) vs. Tennessee (3-5-14)  
**Five players scored in double figures (SEC):** Jarnell Stokes (20), Antonio Barton (14), Jeronne Maymon (13), Jordan McRae (13) and Josh Richardson (10) vs. Tennessee (3-5-14)  
**Six players scored in double figures:** Chris Lofton (25 points), JaJuan Smith (19 points), C.J. Watson (18 points), Andre Patterson (15 points), Major Wingate (12 points), & Stanley Asumnu (10 points), at Tennessee, (2-15-06)  
**Double-Double:** Julius Randle (12 pts, 12 reb), Kentucky (2-12-14)  
**Double-Double with points and assists:** Herman Favors, (10 points, 11 assists), Georgia State, (12-22-03)  
**Two players had a double-double:** Johnny O'Bryant III (19 pts, 10 rebs) and Jordan Mickey (14 pts, 10 rebs) at LSU (2-8-14)  
**Triple-Double:** Never  
**Had 15 rebounds:** Dustin Hogue (16 reb), at #17 Iowa State (12-2-13)  
**Had 20 rebounds:** Murphy Holloway, at Ole Miss, (20 reb), (2-24-10)  
**Had 10 assists:** Scottie Wilbekin, #7 Florida, (10 assists), (2-16-13)  
**Had 5 blocked shots:** Aaron Jones, Ole Miss (5 blk) (1-9-14)  
**Had 5 steals:** Will Yeguete, Florida (5 steals) (1-18-14)

**OPPONENT TEAM...**

**Shot less than 30% in a game:** Florida A&M (21.9%, 14-64) (1-4-14)  
**Shot less than 30% in a game (SEC):** Alabama (28.6%, 14-49) (2-6-13)

**Shot less than 15% in a half:** at Arkansas (14.8%, 4-27) (1-25-12)  
**Shot 60% in a game:** vs. Illinois, 61.5% (12/8/13)  
**Shot 60% in a game (SEC):** at #22 Mississippi State, 60.4% (2-4-12)  
**Shot 69% 3fgs in a game:** v.UTEP in Honolulu, 69.2% (9-13)(12-25-11)  
**Shot 60% 3fgs in a game:** at #22 Miss. State, 63.2% (12-19), (2-4-12)  
**Shot 55% or better and lost:** Tennessee State 56.5% (26-46) (11-26-13)  
**Shot 55% or better and lost (SEC):** Tennessee 59.2% (29-49) (2-7-09)  
**Shot 30% or less and won (SEC):** Alabama 26.2% (11-42) (2-23-11)  
**Scored 100 points:** Northwestern State (111 points), (11-15-13)  
**Scored 60 points in a half:** at Ole Miss (63 points in 2nd half), (2-15-06)  
**Scored 70 points in a half:** Northwestern State (72 pts in 2nd half), (11-15-13)  
**Scored 15 points or under in a 1st half:** Grambling (15 pts) (12-11-12)  
**Scored 15 points or under in a 1st half (SEC):** Georgia (15 pts) (2-1-12)  
**Scored 15 points or under in a 2nd half (SEC):** Alabama (14 pts) (2-6-13)  
**Scored under 13 points in a 2nd half:** Alabama A&M (12 points) (12-29-08)  
**Scored under 40 points in a game:** Alabama (37 points) (2-6-13)  
**Scored under 50 points in a game (SEC):** Florida (45 points) (1-20-11)  
**Had 50 rebounds:** at Tennessee (53 rebounds) (1-28-12)  
**Had +20 rebound margin:** +23 (53-30), at Tennessee (1-28-12)  
**Had 25 assists:** Vanderbilt (27 assists) in SEC Tour. Atlanta (3-13-08)  
**Had 15 steals:** at Alabama A&M (15 steals) (12-1-09)  
**Had 10 blocks:** at Florida State (10 blocks) (1-4-12)  
**Failed to make a 3-point field goal:** Dayton (0-24) in Chicago Invitational in Hoffmann Estates, Ill. (11-28-08) • set NCAA Record  
**Attempted 40 free throws:** vs. #12 Illinois (40 attempts), (12-29-12)  
**Attempted 40 free throws (SEC):** Kentucky (40 attempts), (2-12-14)  
**Attempted less than 10 free throws:** Illinois (5-5) (12/8/13)  
**Made 30 free throws:** Mississippi State (31) 43 fta. (1-22-14)  
**Attempted at least 30 free throws in a half:** at LSU (26-36 - 2nd Half) (2-8-14)  
**Made at least 18 3-point field goals:** Samford (18-of-33) (11-19-10)  
**Made at least 10 3-point fgs:** South Carolina (11-of-15) (3-12-14)

# 2014-15 AUBURN BASKETBALL GAME NOTES

8 NCAA TOURNAMENTS:  
1984, 1985, 1986, 1987, 1988, 1999, 2000, 2003  
2 SEC CHAMPIONSHIPS:  
1960, 1999

## 2014-15 Auburn Tigers Basketball Auburn Combined Team Statistics (as of Nov 15, 2014) All games

RECORD:	OVERALL	HOME	AWAY	NEUTRAL
ALL GAMES	1-0	1-0	0-0	0-0
CONFERENCE	0-0	0-0	0-0	0-0
NON-CONFERENCE	1-0	1-0	0-0	0-0

#	Player	gp-gs	min	avg	Total		3-Point		F-Throw		Rebounds				pf	dq	a	to	blk	stl	pts	avg
					fg-fga	fg%	3fg-fga	3fg%	ft-fa	ft%	off	def	tot	avg								
00	Canada, Malcolm	1-0	13	13.0	0-2	.000	0-0	.000	0-0	.000	0	2	2	2.0	3	0	1	0	0	0	0	0.0
01	Harrell, KT	1-1	32	32.0	5-11	.455	2-3	.667	8-9	.889	0	3	3	3.0	2	0	0	4	0	3	20	20.0
05	Bowers, Cinmeon	1-1	32	32.0	6-12	.500	0-1	.000	6-11	.545	6	11	17	17.0	1	0	1	1	0	0	18	18.0
12	Ross-Miller, KC	1-0	23	23.0	3-5	.600	1-1	1.000	6-6	1.000	0	2	2	2.0	1	0	3	2	0	1	13	13.0
13	Shamsid-Deen, Tahj	1-1	15	15.0	1-3	.333	0-2	.000	0-0	.000	0	0	0	0.0	1	0	1	1	0	1	2	2.0
14	Mason, Antoine	1-1	30	30.0	5-14	.357	1-3	.333	8-13	.615	0	1	1	1.0	1	0	1	1	0	1	19	19.0
23	Lang, TJ	1-0	7	7.0	1-1	1.000	1-1	1.000	0-0	.000	0	0	0	0.0	1	0	0	0	0	0	3	3.0
24	Purchase, Jack	1-0	12	12.0	0-1	.000	0-1	.000	0-0	.000	0	1	1	1.0	2	0	0	0	0	0	0	0.0
25	Granger, Jordon	1-1	28	28.0	3-3	1.000	2-2	1.000	0-0	.000	0	3	3	3.0	3	0	2	3	1	0	8	8.0
31	Waddell, Devin	1-0	8	8.0	0-0	.000	0-0	.000	0-0	.000	0	0	0	0.0	2	0	0	0	0	0	0	0.0
Team											5	1	6									
Total.....		1	200		24-52	.462	7-14	.500	28-39	.718	11	24	35	35.0	17	0	9	12	1	6	83	83.0
Opponents.....		1	200		30-59	.508	7-21	.333	6-14	.429	9	23	32	32.0	28	-	13	12	5	7	73	73.0

TEAM STATISTICS	AU	OPP
SCORING	83	73
Points per game	83.0	73.0
Scoring margin	+10.0	-
FIELD GOALS-ATT	24-52	30-59
Field goal pct	.462	.508
3 POINT FG-ATT	7-14	7-21
3-point FG pct	.500	.333
3-pt FG made per game	7.0	7.0
FREE THROWS-ATT	28-39	6-14
Free throw pct	.718	.429
F-Throws made per game	28.0	6.0
REBOUNDS	35	32
Rebounds per game	35.0	32.0
Rebounding margin	+3.0	-
ASSISTS	9	13
Assists per game	9.0	13.0
TURNOVERS	12	12
Turnovers per game	12.0	12.0
Turnover margin	+0.0	-
Assist/turnover ratio	0.8	1.1
STEALS	6	7
Steals per game	6.0	7.0
BLOCKS	1	5
Blocks per game	1.0	5.0
ATTENDANCE	8114	0
Home games-Avg/Game	1-8114	0-0
Neutral site-Avg/Game	-	0-0

Date	Opponent	Score	Att.
11/14/14	MILWAUKEE	w 83-73	8114

\* - Conference game

Score by Periods	1st	2nd	Totals
Auburn	29	54	83
Opponents	32	41	73

**8 NCAA TOURNAMENTS:**

1984, 1985, 1986, 1987, 1988, 1999, 2000, 2003

**2 SEC CHAMPIONSHIPS:**

1960, 1999

**2014-15 AUBURN BASKETBALL GAME NOTES****Official Basketball Box Score -- Game Totals -- Final Statistics****Milwaukee vs Auburn****11/14/14 9:07 p.m. at Auburn Arena -- Auburn, Ala.****Milwaukee 73 • 0-1**

##	Player		Total	3-Ptr	Rebounds			PF	TP	A	TO	Blk	Stl	Min
			FG-FGA	FG-FGA	FT-FTA	Off	Def	Tot						
23	Panoske, J.J.	f	2-2	1-1	0-0	0	3	3	5	5	1	1	1	27
31	Tiby, Matt	f	3-9	2-5	0-2	1	3	4	5	8	3	3	1	20
02	Springs, Akeem	g	9-20	0-7	3-4	2	5	7	4	21	3	2	0	38
25	McWhorter, Steve	g	2-4	0-0	2-2	0	3	3	5	6	1	1	1	17
30	Lyle, JR	g	4-6	2-3	0-1	1	0	1	4	10	2	1	0	29
05	Wichmann, Cody		2-5	1-4	1-1	1	2	3	1	6	0	0	0	16
13	Jordan, Justin		5-7	1-1	0-0	0	3	3	1	11	3	2	0	23
15	White, Trinson		0-2	0-0	0-2	0	0	0	0	0	0	0	0	9
50	Prahl, Brett		3-4	0-0	0-0	2	4	6	3	6	0	2	2	18
52	Prahl, Alex		0-0	0-0	0-2	0	0	0	0	0	0	0	0	3
Team						2	0	2						
Totals			30-59	7-21	6-14	9	23	32	28	73	13	12	5	200

FG % 1st Half: 14-31 45.2% 2nd half: 16-28 57.1% Game: 30-59 50.8%

3FG % 1st Half: 4-9 44.4% 2nd half: 3-12 25.0% Game: 7-21 33.3%

FT % 1st Half: 0-2 0.0% 2nd half: 6-12 50.0% Game: 6-14 42.9%

Deadball  
Rebounds  
4**Auburn 83 • 1-0**

##	Player		Total	3-Ptr	Rebounds			PF	TP	A	TO	Blk	Stl	Min
			FG-FGA	FG-FGA	FT-FTA	Off	Def	Tot						
05	Bowers, Cinmeon	f	6-12	0-1	6-11	6	11	17	1	18	1	1	0	32
25	Granger, Jordon	f	3-3	2-2	0-0	0	3	3	3	8	2	3	1	28
01	Harrell, KT	g	5-11	2-3	8-9	0	3	3	2	20	0	4	0	32
13	Shamsid-Deen, Tahj	g	1-3	0-2	0-0	0	0	0	1	2	1	1	0	15
14	Mason, Antoine	g	5-14	1-3	8-13	0	1	1	1	19	1	1	0	30
00	Canada, Malcolm		0-2	0-0	0-0	0	2	2	3	0	1	0	0	13
12	Ross-Miller, KC		3-5	1-1	6-6	0	2	2	1	13	3	2	0	23
23	Lang, TJ		1-1	1-1	0-0	0	0	0	1	3	0	0	0	7
24	Purchase, Jack		0-1	0-1	0-0	0	1	1	2	0	0	0	0	12
31	Waddell, Devin		0-0	0-0	0-0	0	0	0	2	0	0	0	0	8
Team						5	1	6						
Totals			24-52	7-14	28-39	11	24	35	17	83	9	12	1	200

FG % 1st Half: 11-28 39.3% 2nd half: 13-24 54.2% Game: 24-52 46.2%

3FG % 1st Half: 3-9 33.3% 2nd half: 4-5 80.0% Game: 7-14 50.0%

FT % 1st Half: 4-7 57.1% 2nd half: 24-32 75.0% Game: 28-39 71.8%

Deadball  
Rebounds  
5

Officials: Doug Shows, Rick Hartzell, Garrick Shannon

Technical fouls: Milwaukee-Tiby, Matt. Auburn-None.

Attendance: 8114

Score by periods	1st	2nd	Total
Milwaukee	32	41	<b>73</b>
Auburn	29	54	<b>83</b>

# 2014-15 AUBURN BASKETBALL GAME NOTES

8 NCAA TOURNAMENTS:  
1984, 1985, 1986, 1987, 1988, 1999, 2000, 2003  
2 SEC CHAMPIONSHIPS:  
1960, 1999

## 2014-15 Auburn Tigers Basketball Auburn Individual Game-by-Game (as of Nov 15, 2014) All games

### #00 Canada, Malcolm

Opponent	Date	gs	min	Total		3-Pointers		Free throws		Rebounds				pf	a	t/o	blk	stl	pts	avg
				fg-fga	pct	3fg-fga	pct	ft-fta	pct	off	def	tot	avg							
MILWAUKEE	11/14/14		13	0-2	.000	0-0	.000	0-0	.000	0	2	2	2.0	3	1	0	0	0	0	0.0
Totals		0	13	0-2	.000	0-0	.000	0-0	.000	0	2	2	2.0	3	1	0	0	0	0	0.0

Games played: 1  
Minutes/game: 13.0  
FG Pct: 0.0

Rebounds/game: 2.0  
Assists/game: 1.0  
Assist/turnover ratio: 99.9

### #01 Harrell, KT

Opponent	Date	gs	min	Total		3-Pointers		Free throws		Rebounds				pf	a	t/o	blk	stl	pts	avg
				fg-fga	pct	3fg-fga	pct	ft-fta	pct	off	def	tot	avg							
MILWAUKEE	11/14/14	*	32	5-11	.455	2-3	.667	8-9	.889	0	3	3	3.0	2	0	4	0	3	20	20.0
Totals		1	32	5-11	.455	2-3	.667	8-9	.889	0	3	3	3.0	2	0	4	0	3	20	20.0

Games played: 1  
Minutes/game: 32.0  
Points/game: 20.0  
FG Pct: 45.5  
3FG Pct: 66.7  
FT Pct: 88.9

Rebounds/game: 3.0  
Turnovers/game: 4.0  
Steals/game: 3.0

### #05 Bowers, Cinmeon

Opponent	Date	gs	min	Total		3-Pointers		Free throws		Rebounds				pf	a	t/o	blk	stl	pts	avg
				fg-fga	pct	3fg-fga	pct	ft-fta	pct	off	def	tot	avg							
MILWAUKEE	11/14/14	*	32	6-12	.500	0-1	.000	6-11	.545	6	11	17	17.0	1	1	1	0	0	18	18.0
Totals		1	32	6-12	.500	0-1	.000	6-11	.545	6	11	17	17.0	1	1	1	0	0	18	18.0

Games played: 1  
Minutes/game: 32.0  
Points/game: 18.0  
FG Pct: 50.0  
3FG Pct: 0.0  
FT Pct: 54.5

Rebounds/game: 17.0  
Assists/game: 1.0  
Turnovers/game: 1.0  
Assist/turnover ratio: 1.0

### #12 Ross-Miller, KC

Opponent	Date	gs	min	Total		3-Pointers		Free throws		Rebounds				pf	a	t/o	blk	stl	pts	avg
				fg-fga	pct	3fg-fga	pct	ft-fta	pct	off	def	tot	avg							
MILWAUKEE	11/14/14		23	3-5	.600	1-1	1.000	6-6	1.000	0	2	2	2.0	1	3	2	0	1	13	13.0
Totals		0	23	3-5	.600	1-1	1.000	6-6	1.000	0	2	2	2.0	1	3	2	0	1	13	13.0

Games played: 1  
Minutes/game: 23.0  
Points/game: 13.0  
FG Pct: 60.0  
3FG Pct: 100.0  
FT Pct: 100.0

Rebounds/game: 2.0  
Assists/game: 3.0  
Turnovers/game: 2.0  
Assist/turnover ratio: 1.5  
Steals/game: 1.0

### #13 Shamsid-Deen, Tahj

Opponent	Date	gs	min	Total		3-Pointers		Free throws		Rebounds				pf	a	t/o	blk	stl	pts	avg
				fg-fga	pct	3fg-fga	pct	ft-fta	pct	off	def	tot	avg							
MILWAUKEE	11/14/14	*	15	1-3	.333	0-2	.000	0-0	.000	0	0	0	0.0	1	1	1	0	1	2	2.0
Totals		1	15	1-3	.333	0-2	.000	0-0	.000	0	0	0	0.0	1	1	1	0	1	2	2.0

Games played: 1  
Minutes/game: 15.0  
Points/game: 2.0  
FG Pct: 33.3  
3FG Pct: 0.0

Assists/game: 1.0  
Turnovers/game: 1.0  
Assist/turnover ratio: 1.0  
Steals/game: 1.0

**8 NCAA TOURNAMENTS:**

1984, 1985, 1986, 1987, 1988, 1999, 2000, 2003

**2 SEC CHAMPIONSHIPS:**

1960, 1999

**2014-15 AUBURN BASKETBALL GAME NOTES**

**2014-15 Auburn Tigers Basketball**  
**Auburn Individual Game-by-Game (as of Nov 15, 2014)**  
**All games**

**#14 Mason, Antoine**

Opponent	Date	gs	min	Total		3-Pointers		Free throws		Rebounds				pf	a	t/o	blk	stl	pts	avg
				fg-fga	pct	3fg-fga	pct	ft-fa	pct	off	def	tot	avg							
MILWAUKEE	11/14/14	*	30	5-14	.357	1-3	.333	8-13	.615	0	1	1	1.0	1	1	1	0	1	19	19.0
Totals		1	30	5-14	.357	1-3	.333	8-13	.615	0	1	1	1.0	1	1	1	0	1	19	19.0

Games played: 1  
 Minutes/game: 30.0  
 Points/game: 19.0  
 FG Pct: 35.7  
 3FG Pct: 33.3  
 FT Pct: 61.5

Rebounds/game: 1.0  
 Assists/game: 1.0  
 Turnovers/game: 1.0  
 Assist/turnover ratio: 1.0  
 Steals/game: 1.0

**#23 Lang, TJ**

Opponent	Date	gs	min	Total		3-Pointers		Free throws		Rebounds				pf	a	t/o	blk	stl	pts	avg
				fg-fga	pct	3fg-fga	pct	ft-fa	pct	off	def	tot	avg							
MILWAUKEE	11/14/14		7	1-1	1.000	1-1	1.000	0-0	.000	0	0	0	0.0	1	0	0	0	0	3	3.0
Totals		0	7	1-1	1.000	1-1	1.000	0-0	.000	0	0	0	0.0	1	0	0	0	0	3	3.0

Games played: 1  
 Minutes/game: 7.0  
 Points/game: 3.0  
 FG Pct: 100.0  
 3FG Pct: 100.0

**#24 Purchase, Jack**

Opponent	Date	gs	min	Total		3-Pointers		Free throws		Rebounds				pf	a	t/o	blk	stl	pts	avg
				fg-fga	pct	3fg-fga	pct	ft-fa	pct	off	def	tot	avg							
MILWAUKEE	11/14/14		12	0-1	.000	0-1	.000	0-0	.000	0	1	1	1.0	2	0	0	0	0	0	0.0
Totals		0	12	0-1	.000	0-1	.000	0-0	.000	0	1	1	1.0	2	0	0	0	0	0	0.0

Games played: 1  
 Minutes/game: 12.0  
 FG Pct: 0.0  
 3FG Pct: 0.0

Rebounds/game: 1.0

**#25 Granger, Jordon**

Opponent	Date	gs	min	Total		3-Pointers		Free throws		Rebounds				pf	a	t/o	blk	stl	pts	avg
				fg-fga	pct	3fg-fga	pct	ft-fa	pct	off	def	tot	avg							
MILWAUKEE	11/14/14	*	28	3-3	1.000	2-2	1.000	0-0	.000	0	3	3	3.0	3	2	3	1	0	8	8.0
Totals		1	28	3-3	1.000	2-2	1.000	0-0	.000	0	3	3	3.0	3	2	3	1	0	8	8.0

Games played: 1  
 Minutes/game: 28.0  
 Points/game: 8.0  
 FG Pct: 100.0  
 3FG Pct: 100.0

Rebounds/game: 3.0  
 Assists/game: 2.0  
 Turnovers/game: 3.0  
 Assist/turnover ratio: 0.7  
 Blocks/game: 1.0

**#31 Waddell, Devin**

Opponent	Date	gs	min	Total		3-Pointers		Free throws		Rebounds				pf	a	t/o	blk	stl	pts	avg
				fg-fga	pct	3fg-fga	pct	ft-fa	pct	off	def	tot	avg							
MILWAUKEE	11/14/14		8	0-0	.000	0-0	.000	0-0	.000	0	0	0	0.0	2	0	0	0	0	0	0.0
Totals		0	8	0-0	.000	0-0	.000	0-0	.000	0	0	0	0.0	2	0	0	0	0	0	0.0

Games played: 1

# 2014-15 AUBURN BASKETBALL GAME NOTES

8 NCAA TOURNAMENTS:  
1984, 1985, 1986, 1987, 1988, 1999, 2000, 2003  
2 SEC CHAMPIONSHIPS:  
1960, 1999

## Individual Career History

### Atewe, Matthew

Season	gp-gs	min/avg	Total		3-Point		F-Throws		Rebounds				pf	fo	ast	to	blk	stl	Scoring	
			fg-fga	pct	fg-fga	pct	ft-fta	pct	off	def	tot	avg							pts	avg
2013-14	24-0	346/14.4	12-27	.444	0-0	.000	13-25	.520	28	54	82	3.4	78	6	7	18	26	8	37	1.5
TOTAL	24-0	346/14.4	12-27	.444	0-0	.000	13-25	.520	28	54	82	3.4	78	6	7	18	26	8	37	1.5

### Bass, Stephen

### Bowers, Cinmeon

Season	gp-gs	min/avg	Total		3-Point		F-Throws		Rebounds				pf	fo	ast	to	blk	stl	Scoring	
			fg-fga	pct	fg-fga	pct	ft-fta	pct	off	def	tot	avg							pts	avg
2014-15	1-1	32/32.0	6-12	.500	0-1	.000	6-11	.545	6	11	17	17.0	1	0	1	1	0	0	18	18.0
TOTAL	1-1	32/32.0	6-12	.500	0-1	.000	6-11	.545	6	11	17	17.0	1	0	1	1	0	0	18	18.0

### Canada, Malcolm

Season	gp-gs	min/avg	Total		3-Point		F-Throws		Rebounds				pf	fo	ast	to	blk	stl	Scoring	
			fg-fga	pct	fg-fga	pct	ft-fta	pct	off	def	tot	avg							pts	avg
2013-14	30-0	353/11.8	24-67	.358	1-8	.125	36-45	.800	11	40	51	1.7	43	2	29	28	2	20	85	2.8
2014-15	1-0	13/13.0	0-2	.000	0-0	.000	0-0	.000	0	2	2	2.0	3	0	1	0	0	0	0	0.0
TOTAL	31-0	366/11.8	24-69	.348	1-8	.125	36-45	.800	11	42	53	1.7	46	2	30	28	2	20	85	2.7

### Canty, Kareem

### Granger, Jordon

Season	gp-gs	min/avg	Total		3-Point		F-Throws		Rebounds				pf	fo	ast	to	blk	stl	Scoring	
			fg-fga	pct	fg-fga	pct	ft-fta	pct	off	def	tot	avg							pts	avg
2012-13	20-3	122/6.1	7-19	.368	0-1	.000	10-12	.833	8	13	21	1.1	15	0	1	7	1	3	24	1.2
2013-14	24-1	240/10.0	12-28	.429	0-1	.000	6-9	.667	16	27	43	1.8	34	0	4	13	4	2	30	1.3
2014-15	1-1	28/28.0	3-3	1.000	2-2	1.000	0-0	.000	0	3	3	3.0	3	0	2	3	1	0	8	8.0
TOTAL	45-5	390/8.7	22-50	.440	2-4	.500	16-21	.762	24	43	67	1.5	52	0	7	23	6	5	62	1.4

### Harrell, KT

Season	gp-gs	min/avg	Total		3-Point		F-Throws		Rebounds				pf	fo	ast	to	blk	stl	Scoring	
			fg-fga	pct	fg-fga	pct	ft-fta	pct	off	def	tot	avg							pts	avg
2013-14	30-30	977/32.6	174-402	.433	66-184	.359	134-154	.870	20	99	119	4.0	77	1	64	86	6	24	548	18.3
2014-15	1-1	32/32.0	5-11	.455	2-3	.667	8-9	.889	0	3	3	3.0	2	0	0	4	0	3	20	20.0
TOTAL	31-31	1009/32.5	179-413	.433	68-187	.364	142-163	.871	20	102	122	3.9	79	1	64	90	6	27	568	18.3

### Holmes, C.J.

Season	gp-gs	min/avg	Total		3-Point		F-Throws		Rebounds				pf	fo	ast	to	blk	stl	Scoring	
			fg-fga	pct	fg-fga	pct	ft-fta	pct	off	def	tot	avg							pts	avg
2012-13	3-0	5/1.7	0-0	.000	0-0	.000	0-0	.000	0	0	0	0.0	0	0	0	0	0	0	0	0.0
2013-14	3-0	3/1.0	1-1	1.000	0-0	.000	0-0	.000	0	0	0	0.0	0	0	0	1	0	0	2	0.7
TOTAL	6-0	8/1.3	1-1	1.000	0-0	.000	0-0	.000	0	0	0	0.0	0	0	0	1	0	0	2	0.3

## Individual Career History

## Keim, Patrick

## Lang, TJ

Season	gp-gs	min/avg	Total		3-Point		F-Throws		Rebounds				pf	fo	ast	to	blk	stl	Scoring	
			fg-fga	pct	fg-fga	pct	ft-fta	pct	off	def	tot	avg							pts	avg
2014-15	1-0	7/7.0	1-1	1.000	1-1	1.000	0-0	.000	0	0	0	0.0	1	0	0	0	0	0	3	3.0
TOTAL	1-0	7/7.0	1-1	1.000	1-1	1.000	0-0	.000	0	0	0	0.0	1	0	0	0	0	0	3	3.0

## Mason, Antoine

Season	gp-gs	min/avg	Total		3-Point		F-Throws		Rebounds				pf	fo	ast	to	blk	stl	Scoring	
			fg-fga	pct	fg-fga	pct	ft-fta	pct	off	def	tot	avg							pts	avg
2014-15	1-1	30/30.0	5-14	.357	1-3	.333	8-13	.615	0	1	1	1.0	1	0	1	1	0	1	19	19.0
TOTAL	1-1	30/30.0	5-14	.357	1-3	.333	8-13	.615	0	1	1	1.0	1	0	1	1	0	1	19	19.0

## Purchase, Jack

Season	gp-gs	min/avg	Total		3-Point		F-Throws		Rebounds				pf	fo	ast	to	blk	stl	Scoring	
			fg-fga	pct	fg-fga	pct	ft-fta	pct	off	def	tot	avg							pts	avg
2014-15	1-0	12/12.0	0-1	.000	0-1	.000	0-0	.000	0	1	1	1.0	2	0	0	0	0	0	0	0.0
TOTAL	1-0	12/12.0	0-1	.000	0-1	.000	0-0	.000	0	1	1	1.0	2	0	0	0	0	0	0	0.0

## Ross-Miller, KC

Season	gp-gs	min/avg	Total		3-Point		F-Throws		Rebounds				pf	fo	ast	to	blk	stl	Scoring	
			fg-fga	pct	fg-fga	pct	ft-fta	pct	off	def	tot	avg							pts	avg
2014-15	1-0	23/23.0	3-5	.600	1-1	1.000	6-6	1.000	0	2	2	2.0	1	0	3	2	0	1	13	13.0
TOTAL	1-0	23/23.0	3-5	.600	1-1	1.000	6-6	1.000	0	2	2	2.0	1	0	3	2	0	1	13	13.0

## Shamsid-Deen, Tahj

Season	gp-gs	min/avg	Total		3-Point		F-Throws		Rebounds				pf	fo	ast	to	blk	stl	Scoring	
			fg-fga	pct	fg-fga	pct	ft-fta	pct	off	def	tot	avg							pts	avg
2013-14	30-30	880/29.3	97-238	.408	43-130	.331	47-62	.758	8	36	44	1.5	79	4	86	39	2	25	284	9.5
2014-15	1-1	15/15.0	1-3	.333	0-2	.000	0-0	.000	0	0	0	0.0	1	0	1	1	0	1	2	2.0
TOTAL	31-31	895/28.9	98-241	.407	43-132	.326	47-62	.758	8	36	44	1.4	80	4	87	40	2	26	286	9.2

## Stockton, Cole

## Waddell, Devin

Season	gp-gs	min/avg	Total		3-Point		F-Throws		Rebounds				pf	fo	ast	to	blk	stl	Scoring	
			fg-fga	pct	fg-fga	pct	ft-fta	pct	off	def	tot	avg							pts	avg
2013-14	3-0	3/1.0	0-0	.000	0-0	.000	0-0	.000	0	0	0	0.0	1	0	0	0	0	0	0	0.0
2014-15	1-0	8/8.0	0-0	.000	0-0	.000	0-0	.000	0	0	0	0.0	2	0	0	0	0	0	0	0.0
TOTAL	4-0	11/2.8	0-0	.000	0-0	.000	0-0	.000	0	0	0	0.0	3	0	0	0	0	0	0	0.0