



FLORIDA STATE

Rose Bowl



2014
VIZIO
BCS
NATIONAL
CHAMPIONSHIP
PASADENA

TWO THOUSAND THIRTEEN ACC CHAMPIONS

TWO THOUSAND THIRTEEN

NATIONAL AWARD WINNERS



QB • JAMEIS WINSTON

**HEISMAN TROPHY
DAVEY O'BRIEN AWARD
WALTER CAMP
PLAYER OF THE YEAR**

C • BRYAN STORK

RIMINGTON TROPHY

PK • ROBERTO AGUAYO

LOU GROZA AWARD



FLORIDA STATE FOOTBALL

2014 BCS NATIONAL CHAMPIONSHIP GUIDE

14 ACC CHAMPIONSHIPS • 1993 & 1999 NATIONAL CHAMPIONS




FLORIDA STATE SEMINOLES



1 BCS/1 AP/1 USA Today
13-0, 8-0 ACC
Streak: Won 15

AUBURN TIGERS



2 BCS/2 AP/2 USA Today
12-1, 7-1 SEC
Streak: Won 9

Jan. 6 • 8:30 p.m. • Pasadena, Calif.
Rose Bowl Stadium (92,542)
Surface: Grass
Live Stats: Seminoles.com

Television (ESPN)

Brent Musberger Play-by-Play
 Kirk Herbstreit Color Analyst
 Heather Cox/Tom Rinaldi Sideline

Radio

Seminole IMG Radio Network

Tallahassee flagship 94.9 WTNT-FM and 1270-AM
 Gene Deckerhoff Play-by-Play
 William Floyd Color Analyst
 Tom Block Sideline

National Radio (ESPN)

Mike Tirico Play-by-Play
 Todd Blackledge Color Analyst
 Holly Rowe/Joe Schad Sideline

Satellite Radio

84 (Sirius), 84 (XM)

FSU COACHING STAFF

Jimbo Fisher (f) Head Coach
 Jeremy Pruitt (f) Defensive Coord./DBs
 Rick Trickett (f) Assistant HC/OL
 Tim Brewster (pb) Recruiting Coord./TEs
 Lawrence Dawsey (f) Passing Game Coord./WRs
 Jay Graham (f) Running Backs
 Odell Haggins (f) Defensive Tackles
 Charles Kelly (f) Special Teams Coord./LBs
 Randy Sanders (f) Quarterbacks
 Sal Sunseri (pb) Defensive Ends
 Graduate Assistants: Offense - David Spurlock (pb), Chris Revell (f). Defense - Addison Lynch (pb); George Helow (pb).



QUICK FACTS

President Dr. Eric J. Barron
 Location Tallahassee, Fla.
 Enrollment 41,301 (Fall 2012)
 Founded 1851
 Symbol Seminoles
 Colors Garnet & Gold
 Conference Atlantic Coast
 Stadium Bobby Bowden Field
 at Doak S. Campbell Stadium
 Athletics Director Stan Wilcox
 Head Football Coach Jimbo Fisher
 Alma Mater Salem '89
 Overall Record 44-10 (4th year)
 Record at FSU 44-10 (4th year)
 Offensive Formation Multiple
 Defensive Formation 4-3 Multiple
 All-Time Record 510-237-17
 Season 67th
 Bowl Appearances 43
 Consecutive Bowl Appearances 32
 All-Time Bowl Record 26-14-2
 2013 Record 13-0

TABLE OF CONTENTS

Media Information 2
 What 2 Watch 4/Bowl Notes 3
 Auburn Notes 6
 Offense Notes 8
 Defense Notes 14
 Special Teams Notes 16
 Postseason Awards 19
 Game-by-Game Recaps 20
 Scoring Drives 27
 Season Statistics 28
 Depth Chart 41
 Projected Starters 42
 Rosters 44
 National Polls 46
 ACC Standings 47
 The Last Time It Happened 48
 Coach Bios 53
 FSU Offense Bios 57
 FSU Defense Bios 63
 Single Game, Season, Career Records ... 70
 All-Time Bowl Records 75
 All-Time Bowl Results 80

SEMINOLES.COM



/FSUSeminole
/FSUFootball



@seminoles.com
@FSU_Football



/fistateseminole



/FSUFootball

CREDITS

EDITORS: Zach Stipe & Kerwin Lonzo

WRITING, RESEARCH & EDITING ASSISTANCE: Elliott Finebloom, Bob Thomas, Jason Leturmy, Scott Moriak, Steve Stone, Chuck Walsh, Aaron Brecheisen, Steven McCartney.

COVER & INTERIOR DESIGN: Brandon Lane

PHOTOGRAPHY: FSU Photo Lab, Ryals Lee, Ross Obley, Don Juan Moore, Mike Olivella, Damon Herota, Ryals Lee, Steve Musco, Larry Novey, Mitch White, Jeff Romance, Bill Pierce, Zach Stipe, Phil Ellsworth.

PRINTING: The UPS Store, Tallahassee, Fla.

FLORIDA STATE SCHEDULE

Date	Opponent	Result/Time	TV	Series	Note
Sept. 2	at Pitt*	W, 41-13	ESPN	Pitt leads 5-4	Winston accounts for 5 TDs in debut
Sept. 14	Nevada	W, 62-7	ESPN	FSU leads 1-0	FSU scores 59 unanswered points in rout
Sept. 21	Bethune-Cookman	W, 54-6	ESPN3	FSU leads 1-0	Defense holds B-CU to 60 yards passing and six points
Sept. 28	at Boston College*	W, 48-34	ABC/ESPN2	FSU leads 8-4	Winston accounts for 397 yds total offense & 4 TDs
Oct. 5	Maryland*	W, 63-0	ESPN	FSU leads 22-2	Noles record biggest shutout win ever over ranked team
Oct. 19	at Clemson*	W, 51-14	ABC	FSU leads 19-8	FSU scored the most points ever in Death Valley
Oct. 26	NC State*	W, 49-17	ABC	FSU leads 23-11	Noles jump out to 35-0 lead in first quarter and roll
Nov. 2	Miami*	W, 41-14	ABC	Miami leads 31-27	Freeman scores 3 TDs for 4th straight W in series
Nov. 9	at Wake Forest*	W, 59-3	ABC	FSU leads 25-6-1	FSU ties FSU and ACC record with six interceptions
Nov. 16	Syracuse*	W, 59-3	ABC/ESPN2	FSU leads 6-1	Noles win 10 games for 21st time in school history
Nov. 23	Idaho	W, 80-14	ESPNU	FSU leads 1-0	FSU totals 645 yards, scores most points ever
Nov. 30	at Florida	W, 37-7	ESPN	Florida leads 34-22-2	Benjamin's 212-yard, 3-TD performance leads Noles
Dec. 7	vs. Duke (ACC Championship Game)	W, 45-7	ABC	FSU leads 19-0	FSU's 38-point victory is largest ever in ACC title game
Jan. 6	vs. Auburn (BCS National Championship)	8:30 p.m.	ABC	Auburn leads 13-4-1	The Seminoles are seeking third national title

MEDIA INFORMATION

TUESDAY DEC. 31	WEDNESDAY JAN. 1	THURSDAY JAN. 2	FRIDAY JAN. 3	SATURDAY JAN. 4	SUNDAY JAN. 5	MONDAY JAN. 6
Team/Official Party Depart for Pasadena, Calif. 11:45 a.m. -Arrival at Long Beach Airport	Practice - 1 p.m.- (No media availability)	FSU Defensive Press Conference - 8 a.m. Practice - 1 p.m.- (Fisher and a few players available after for interviews)	FSU Offensive Press Conference - 8 a.m. Practice - 1 p.m.- (Fisher and a few players available after for interviews)	FSU Media Day - 8 a.m. Practice - 1 p.m.- (No media availability)	Walk-Through - 11:15 a.m. (No media availability) Team Picture - 2:15 p.m. (B-Roll/Photos allowed for 10 minutes)	2014 VIZIO BCS National Championship Game Florida State vs. Auburn (8:30 p.m., ESPN)

TEAM HEADQUARTERS:

The Florida State team and official party will be housed at The Westin South Coast Plaza (686 Anton Boulevard, Costa Mesa, CA 92626) during their stay for the VIZIO BCS National Championship Game. The hotel phone number is (714) 540-2500.

MEDIA HEADQUARTERS:

The VIZIO BCS National Championship Game designated media hotel is the Newport Beach Marriott Hotel and Spa (900 Newport Center Dr, Newport Beach, CA 92660). The hotel phone number is (949) 640-4000.

FSU PRACTICES AND MEDIA POLICIES:

The Seminoles will practice daily beginning Jan. 1 with all practices taking place at Orange Coast College (2701 Fairview Rd, Costa Mesa, CA 92626). The first 15-20 minutes of bowl practices will be open to print and electronic media on Jan. 2 and Jan. 3.

As per team policy, true freshmen and assistant coaches will not be available to the media. Select assistant coaches will be available at VIZIO BCS National Championship Game scheduled press conferences. Players and coaches participating in scheduled press conferences will not be available for on-field interviews at practice on the same day as their press conference.

If you have a media request that cannot be taken care of in the allotted time following practice, please contact Kerwin Lonzo or Zach Stipe to submit those requests. Interviews will not take place at the team hotel unless they have been arranged ahead of time with Florida State Sports Information personnel.

POST-GAME:

Members of the Rose Bowl & VIZIO BCS National Championship Game media relations staff will outline the guidelines interviews following the game. Florida State SID personnel will be on hand to assist members of the media with additional postgame interview requests.

FLORIDA STATE MEDIA CONTACTS:

Football SID Kerwin Lonzo, Assistant AD Elliott Finebloom, Assistant SID/Secondary Football Contact Zach Stipe and Associate SID Bob Thomas will serve as media contacts for the Seminoles. They will stay at the Westin South Coast Plaza with the team. All Jimbo Fisher media requests should be directed to Kerwin Lonzo while player interview requests should be directed to Zach Stipe and Kerwin Lonzo. Associate SID Bob Thomas will add assistance on game day .

Kerwin Lonzo	(850) 544-4630	klonzo@fsu.edu
Elliott Finebloom	(850) 445-6952	efinebloom@fsu.edu
Zach Stipe	(850) 228-7583	zstipe@fsu.edu

FLORIDA STATE BCS NATIONAL CHAMPIONSHIP ITINERARY

TUESDAY, DECEMBER 31	TIME	MEDIA ACCESS
FSU Official Party Arrival (Long Beach Airport)	11:45 a.m.	Jimbo Fisher
Press Conference (ESPN Zone, Downtown Disney) Jimbo Fisher, Rashad Greene, Lamarcus Joyner	4 p.m.	Photos
WED., JAN. 1		
Practice @ Orange Coast College	12:45-3:15 p.m	No Media Availability
THURS., JAN. 2		
Defense Press Conference DC Jeremy Pruitt, DB Lamarcus Joyner, LB Telvin Smith, LB Christian Jones, DT Timmy Jernigan, DB Terrence Brooks (Newport Beach Marriott Hotel & Spa)	8-8:45 a.m.	
Practice @ Orange Coast College	12:45-3:15 p.m	First 15-20 minutes Jimbo Fisher after Video & Photos Only
Lawry's Team Dinner	5 p.m.	
FRI., JAN. 3		
Offense Press Conference QB Coach Randy Sanders, WR coach Lawrence Dawsey, QB Jameis Winston, RB Devonta Freeman, TE Nick O'Leary, C Bryan Stork, WR Kenny Shaw (Newport Beach Marriott Hotel & Spa)	8-8:45 a.m.	
Practice @ Orange Coast College	12:45-3:15 p.m	First 15-20 minutes Jimbo Fisher after
SAT., JAN. 4		
FSU Media Day (Newport Beach Marriott Hotel & Spa)	8-8:45 a.m.	
Practice @ Orange Coast College	12:45-3:15 p.m	First 15-20 minutes Jimbo Fisher after
SUN., JAN. 5		
Head Coach's Press Conference (Newport Beach Marriott Hotel & Spa)	8-8:30 a.m.	Jimbo Fisher
Walk-Through (Closed)	11:15 a.m.	No Media Availability
Team Picture & Walk Around (Rose Bowl)	2:15 p.m.	Photos & Videos Only
MON., JAN. 6		
2014 VIZIO BCS National Championship Game	8:30 p.m.	TBA

All Times PST



ELLIOTT FINEBLOOM
Assistant AD/
Sports Information &
Digital Media



KERWIN LONZO
Associate SID/
Football SID



ZACH STIPE
Assistant SID/
Secondary Football
Contact

WHAT 2 WATCH 4

- 3** Florida State (No. 1 BCS/No. 1 AP/No. 1 USA Today Coaches) looks for its third national championship on Jan. 6 against Auburn (No. 2 BCS/No. 2 AP/No. 2 USA Today Coaches) at the Rose Bowl in Pasadena, Calif.
- 32** FSU has 32 consecutive bowl appearances - a mark that leads the nation. The NCAA does not recognize FSU's 2006 Emerald Bowl appearance because of sanctions, however.
- 26** The Noles are 26-14-2 in 42 bowl appearances and their 26* wins rank sixth all-time. The .643 winning percentage is the fifth-best nationally for any school with 15 or more bowl appearances. *NCAA recognizes 25 wins.
- 19** Florida State redshirt freshman quarterback Jameis Winston became the youngest player ever to win the Heisman Trophy at 19 years, 342 days old. He turns 20 on the day of the National Championship, Jan. 6. Winston also captured two other major national awards - the Davey O'Brien Award and was named the Walter Camp Player of the Year, while earning consensus All-America honors.
- 31** Senior cornerback Lamarcus Joyner secured unanimous All-America honors. Joyner and Winston are the 30th and 31st consensus All-America honorees for FSU all-time.
- 28** Florida State is just 28 points from owning the FBS record for points in a season. The Seminoles have already smashed the school and ACC single-season scoring records with 689 points. Oklahoma's 2008 team holds the FBS record for total points in a season (716), also set over a 14-game slate.
- 147** Kicker Roberto Aguayo has scored more points (147) than Florida State's 13 opponents (139) and he is on pace to set the NCAA single-season scoring record for kickers of 156 points set by Quinn Sharp of Oklahoma State in 2012. Aguayo became the third Nole to win the Lou Groza Award given to the nation's top kicker, joining Graham Gano (2008) and Sebastian Janikowski (1998-99).
- 11** Florida State ranks among the nation's Top 3 in 11 statistical categories. FSU leads the nation in scoring defense (10.7), passing yards allowed (152.0), pass efficiency defense (90.90), interceptions (25), red zone offense (.971) and team pass efficiency (178.29). FSU ranks second in scoring (53.0) and turnovers gained (34). The Noles rank third in total defense (268.5), kickoff return average (25.96) and third-down conversion (.552).
- 14** Florida State captured its 14th ACC Championship by cruising past Duke, 45-7, on Dec. 7 at Bank of America Stadium in Charlotte, N.C. The victory gave FSU a 3-1 record in the ACC Championship and tied Clemson for the most conference titles all-time. FSU defeated Georgia Tech, 21-15 in 2012 and took down Virginia Tech, 27-22, in the inaugural ACC title game in 2005 in Jacksonville. The Noles fell to the Hokies, 44-33, in the 2010 game in Charlotte.
- 8** FSU will be making its eighth appearance in a BCS Bowl. The Noles are 2-5 all-time in BCS Bowls. The Noles will end the BCS era with the third most appearances (8). FSU will trail only Ohio State (10) and Oklahoma (9).

HEISMAN WINNERS

& THE NATIONAL CHAMPIONSHIP GAME

Redshirt freshman quarterback Jameis Winston is looking to become the 14th player to capture the National Championship the same year he won the Heisman Trophy.

Heisman Trophy winners who won the National Championship (AP or BCS) in the same year:

Davey O'Brien	TCU	1938
Bruce Smith	Minnesota	1941
Angelo Bertelli	Notre Dame	1943
Doc Blanchard	Army	1945
John Lujack	Notre Dame	1947
Leon Hart	Notre Dame	1949
Tony Dorsett	Pittsburgh	1976
Charlie Ward	FSU	1993
Danny Wuerffel	Florida	1996
Charles Woodson	Michigan	1997
Matt Leinart	USC	2004
Mark Ingram	Alabama	2009
Cam Newton	Auburn	2010



Winston will become the 10th Heisman winner to play in the BCS National Championship game in the same season he won the trophy. He will look to be the fourth Heisman winner to claim a BCS National Championship. Heisman Trophy winners are just 3-6 all-time in BCS National Championships.

ALL-TIME BOWL RECORD

26-14-2^

32 Consecutive Bowl Appearances

FSU's Year-By-Year Bowl Record

Season	Bowl	Opponent	Score
1949	Cigar	Wofford	19-6
1954	Sun	Texas Western	20-47
1958	Bluegrass	Oklahoma State	6-15
1964	Gator	Oklahoma	36-19
1966	Sun	Wyoming	20-28
1967	Gator	Penn State	17-17
1968	Peach	Louisiana State	27-31
1971	Fiesta	Arizona State	38-45
1977	Tangerine	Texas Tech	40-17
1979	Orange	Oklahoma	7-24
1980	Orange	Oklahoma	17-18
1982	Gator	West Virginia	31-12
1983	Peach	North Carolina	28-3
1984	Citrus	Georgia	17-17
1985	Gator	Oklahoma State	34-23
1986	All-American	Indiana	27-13
1987	Fiesta	Nebraska	31-28
1988	Sugar	Auburn	13-7
1989	Fiesta	Nebraska	41-17
1990	Blockbuster	Penn State	24-17
1991	Cotton	Texas A&M	10-2
1992	Orange	Nebraska	27-14
1993	Orange	Nebraska	18-16
1994	Sugar	Florida	23-17
1995	Orange	Notre Dame	31-26
1996	Sugar	Florida	20-52
1997	Sugar	Ohio State	31-14
1998	Fiesta	Tennessee	16-23
1999	Sugar	Virginia Tech	46-29
2000	Orange	Oklahoma	2-13
2001	Gator	Virginia Tech	30-17
2002	Sugar	Georgia	13-26
2003	Orange	Miami	14-16
2004	Gator	West Virginia	30-18
2005	Orange	Penn State (3 OT)	23-26
2006^	Emerald	UCLA	44-27
2007	Music City	Kentucky	28-35
2008	Champs	Wisconsin	42-13
2009	Gator	West Virginia	33-21
2010	Chick-fil-A	South Carolina	26-17
2011	Champs	Notre Dame	18-14
2012	Orange	Northern Illinois	31-10

^ 2006 Emerald Bowl win vacated victory due to sanctions imposed by NCAA

FSU's Record By Bowl

Bowl	W	L	T
All-American	1	0	0
Blockbuster	1	0	0
Bluegrass	0	1	0
Champs Sports	2	0	0
Chick-Fil-A%	2	1	0
Cigar	1	0	0
Citrus&	1	0	1
Cotton	1	0	0
Emerald^	1	0	0
Fiesta	2	2	0
Gator	6	0	1
Music City	0	1	0
Orange	4	5	0
Sugar	4	2	0
Sun	0	2	0
TOTAL	26^	14	2

% Formerly the Peach Bowl & Formerly the Tangerine Bowl

^ 2006 Emerald Bowl win vacated victory due to sanctions imposed by NCAA

MORE 2 WATCH 4

- 3** A win by Florida State would give FSU three National Titles, making the Noles the 11th team to have three or more national championships, joining Alabama (9), Notre Dame (8), Oklahoma (7), Miami (5), USC (5), Minnesota (4), Nebraska (4), Ohio State (4), Florida (3) and Texas (3). FSU would be tied with Florida and Texas for the ninth-most national championships all-time.
- 4** Florida State will be playing in its fourth BCS National Championship Game, which ties Oklahoma for the most ever. The Seminoles played in the first three BCS Championship games from 1998-2000 - winning 46-29 over Virginia Tech in the 1999 Sugar Bowl and falling to Tennessee, 23-16, in the first BCS title game at the Fiesta Bowl in 1998. The Noles fell to Oklahoma, 13-2, in the Orange Bowl title game in 2000.
- 14** Florida State is seeking its 14th win of the season. Only five teams have ever won 14 games in a single season. The Noles are looking to join Auburn (14-0, 2010), Boise State (14-0, 2009), Alabama (14-0, 2009), Ohio State (14-0, 2002) and BYU (14-1, 1996) in the 14-win club. Auburn, Alabama and Ohio State all won the National Championship in their 14-win seasons.
- 200** Florida State has four wins over teams in the Top 25 this season by a combined 200-35. FSU defeated then No. 25 Maryland 63-0, then No. 3 Clemson 51-14, then No. 7 Miami, 41-14 and then-No. 20 Duke, 45-7. Currently, Clemson (12 BCS/11 AP/12 Coaches), Duke (24/22/21) and Miami (NR/NR/25) are all ranked by at least one of the three standard polls.
- 1** This will be FSU's first-ever appearance in the Rose Bowl Stadium. The Seminoles have played in the other three BCS Bowls.
- 67** Florida State is 67-68-6 (.496) all-time against the current Southeastern Conference Teams. The Noles are 4-5-1 against the current SEC teams in Bowl games. The Seminoles faced an SEC team in the inaugural BCS title game, the 1999 Fiesta Bowl. FSU fell to Tennessee, 23-16.
- 2010** FSU last faced an SEC team in a bowl in the 2010 Chick-Fil-A Bowl, defeating South Carolina 26-17.
- 93-98** Florida State head coach Jimbo Fisher was the quarterbacks coach at Auburn from 1993-98, while assistant head coach Rick Trickett was the offensive line coach for the Tigers during the same span.
- 2003** This is not the first National Championship Game Fisher has coached in. Fisher was the offensive coordinator at LSU when the Tigers won the 2003 National Championship defeating Oklahoma, 21-14, in the 2004 Sugar Bowl.
- 5** Florida State is the only team in the country to rank in the Top 5 in the nation in both scoring offense (53.0, 2nd) and scoring defense (10.7, 1st). FSU has scored over 50 points seven times and has given up more than 17 just once.
- 571:49** Florida State hasn't trailed in a game in 571 minutes and 49 seconds – since Chad Abram caught a 10-yard TD pass to tie the game at 17-17 with 1:49 left in the second quarter at Boston College on Sept. 28.
- 26** Redshirt freshman quarterback Jameis Winston has thrown for 26 touchdowns and 2,579 yards in the first half alone this season. The 26 first-half scores are more than 108 starting quarterbacks in the FBS, while the first-half yardage total is more than 80 starting QBs.
- 35** The 'Noles continue to rank in the Top 5 of both the USA Today and AP polls after defeating Duke. FSU has appeared in the Top 25 of both polls for 35 straight weeks, which ranks eighth among active teams nationally. The 'Noles have ranked in the Top 13 of both polls for 32 consecutive weeks.
- 212** Florida State redshirt sophomore wide receiver Kelvin Benjamin led Florida State past Florida, 37-7, by hauling in nine receptions for an ACC season-best 212 yards and three touchdowns. Benjamin single-handedly outgained UF's offense (193 yards) as the Seminoles' 30-point margin of victory was their biggest ever against the Gators in Gainesville.
- 35** Jameis Winston leads the nation in pass efficiency rating (190.06). The single-season FBS record for pass efficiency is 191.8 set by Russell Wilson at Wisconsin in 2011.
- 18** Jameis Winston has thrown 18 touchdown passes and 1,576 yards in the second quarter alone this season. Those are the best marks for touchdown passes and yards of any quarterback in any quarter this season.
- 44** Now in his fourth season, FSU head coach Jimbo Fisher (44-10) has compiled a .815 winning percentage which is the highest of any coach in ACC history. Among FBS coaches with at least two full years of experience, Fisher has the fourth-highest winning percentage in the nation.
- 20** With his 79-yard pick-six vs. Idaho, senior linebacker Telvin Smith became the first Seminole with two interception returns for touchdowns in a single season in 20 years – since Derrick Brooks accomplished the feat in 1993. The only other Seminoles to nab two interceptions for scores in a season are Deion Sanders (1988) and Terrell Buckley (1990 and 1991).
- 37** Florida State currently has an active streak of 37 straight seasons in which it has appeared in the AP Top 25, which ranks second nationally only behind Ohio State's 47 straight seasons.
- 54** Florida State has been ranked in the Top 25 of both the AP and USA Today Coaches Polls 54 of 64 weeks under head coach Jimbo Fisher. During that time, FSU has spent 43 weeks in the Top 20 in both, 36 weeks in the Top 15 in both, 31 weeks in the coaches and 29 weeks in the AP Top 10, 18 weeks in the coaches and 15 weeks in the AP Top 5, and two weeks as No. 1 in both polls.
- .679** Florida State leads the ACC in all-time winning percentage (.679) after improving the program's record to 510-237-17 with the win against Florida. Even with the NCAA only recognizing 498 of the wins, the 'Noles still own the highest winning percentage in the ACC.

FSU IN THE 2013 NCAA RANKINGS

Category	Rk	Value
Rushing Offense	28	207.4
Passing Offense	14	322.0
Passing Eff.	1	178.29
Total Offense	6	529.4
Scoring Offense	2	53.0
Rushing Defense	14	116.5
Pass Defense	1	152.0
Pass Eff. Defense	1	90.90
Total Defense	3	268.5
Scoring Defense	1	10.7
Net Punting	116	34.08
Punt Return Avg	42	10.00
Kickoff Return Avg	3	25.96
Turnover Margin	3	1.3
Sacks	32	2.54
Sacks Allowed	76	2.23
Tackles for Loss	23	7.0

INDIVIDUALS (TOP 25)

Category	Name	Rk	Value
Completion Percentage	Winston	10	.679
Field Goal Percentage	Aguayo	5	.950
Field Goals Made Per Game	Aguayo	2.1	1.5
Kickoff Return TDs	Whitfield	6	1
Passing Efficiency	Winston	1	190.1
Passing Touchdowns	Winston	2	38
Passing Yards	Winston	8	3820
Passing Yds Per Game	Winston	10	293.8
Pass Yds Per Completion	Winston	2	16.12
Points Responsible For	Winston	4	252
Points Responsible For/Game	Winston	8	19.4
Receiving Touchdowns	Benjamin	4	14
Rushing Touchdowns	Freeman	20	13
Scoring	Aguayo	4	11.3
Total Offense	Winston	16	308.7

FSU IN THE 2013 ACC RANKINGS

Category	Rk	Value
Rushing Offense	3	207.4
Passing Offense	2	322.0
Passing Eff.	1	178.3
Total Offense	1	529.4
Scoring Offense	1	53.0
Rushing Defense	3	116.5
Pass Defense	1	152.0
Pass Eff. Defense	1	90.9
Total Defense	1	268.5
Scoring Defense	1	10.7
Net Punting	13	34.1
Punt Return Avg	7	10.0
Kickoff Return Avg	1	26.0
Turnover Margin	1	1.3
Sacks	7	2.54
Sacks Allowed	10	2.23
Tackles for Loss	6	7.0

INDIVIDUALS (TOP 10)

Category	Name	Rk	Value
Rushing	Freeman	4	72.5
Passing Avg/Game	Winston	1	293.8
Passing Efficiency	Winston	1	190.1
Receptions/Game	Greene	5	5.2
Receive Yds/Game	Greene	6	75.5
	Shaw	9	73.6
	Benjamin	10	71.5
Total Offense	Winston	2	308.7
Scoring	Aguayo	1	11.3
Scoring (TDs)	Freeman	T-5	6.5
	Benjamin	T-5	6.5
Scoring (Kicking)	Aguayo	1	11.3
Punt Return Avg	Shaw	6	9.7
Field Goals	Aguayo	4	1.50
Field Goal Percentage	Aguayo	2	95.0
PAT Kicking Percentage	Aguayo	T-1	100.0
Interceptions	Andrews	T-8	0.31
Fumbles Forced	Joyner	T-8	0.23
	Andrews	T-8	0.23

AN FSU WIN WOULD

511-237-17

Give Florida State an all-time record of 511-237-17 (.679).
* (The NCAA will recognize 499 wins)

27-14-2

Give Florida State an all-time record of 27-14-2 (.651) in bowl games.
*(The NCAA recognize 26 wins)

45-10

Improve Jimbo Fisher's record to 45-10 (.818) as the FSU head coach, which will extend the ACC record for career wins in the first four years of coaching in the ACC.

4-0

Improve Jimbo Fisher's record in bowl games to 4-0. Under Fisher, FSU has defeated South Carolina, 26-17, in the 2010 Chick Fil-A Bowl, Notre Dame, 18-14, in the 2011 Champs Sports Bowl, and Northern Illinois, 31-10, in the 2013 Orange Bowl.

6

Give Florida State six consecutive Bowl victories. In addition to the three bowl wins under Fisher above, the Seminoles routed Wisconsin, 42-13, in the 2008 Champs Sports Bowl and West Virginia, 33-21, in the 2010 Gator Bowl. FSU holds the FBS record with 11 straight bowl wins from 1985-1996.

16

Give FSU 16 consecutive wins – the longest streak since FSU won 17 straight from Aug. 28, 1999 to Oct. 7, 2000.

14-0

Give Florida State a 14-0 record for the first time in school history and increase the ACC record for wins in a season, while marking the sixth team to ever accomplish the feat in college football history.

AWAY FROM DOAK

6-0

Following the ACC Championship victory over Duke in Charlotte, N.C., the Seminoles are 6-0 away from Doak Campbell Stadium in 2013. The Seminoles went undefeated on the road in ACC play for the first time since 2000.

281

Florida State has outscored its opponents 281-78 away from home after cruising past Duke, 45-7, in the ACC Championship Game.

33.8

Florida State is outscoring opponents by 33.8 points away from home this season. FSU is averaging 46.8 points in away contests, while allowing just 13.0 points to opponents.

484.7

Florida State is averaging 484.7 yards of total offense away from Doak Campbell Stadium this season in road and neutral games - including 148.8 on the ground and 335.8 through the air. The Noles are holding opponents to just 269.7 yards (116.5 rushing, 153.2 passing).

14

The Seminoles have forced 20 turnovers in six road or neutral games this season, including 14 interceptions. The Seminoles intercepted Wake Forest six times to tie the school record. Freshman Nate Andrews has three road picks.

324.3

Jameis Winston has been great all season, but may be at his best away from Doak Campbell Stadium. Winston has tossed for 1,946 yards and 19 touchdowns in six road or neutral contests for an average of 324.3 yards per game and 3.2 TDs. Five of his seven 300-yard games have come away from Doak Campbell Stadium. He passed for his season-high 444 yards and added four total touchdowns at then-No. 3 Clemson on Oct. 19.

FLORIDA STATE



AUBURN

CONNECTIONS

- Florida State quarterback Jameis Winston is looking to become the first Heisman Trophy winner to also capture the national title since Auburn's Cam Newton accomplished the feat in 2010.
- Winston is from Bessemer, Ala., and went to Hueytown High School. Auburn is approximately a two-hour drive from Bessemer.
- FSU has eight Seminoles from the state of Alabama on its roster - freshman defensive back Nate Andrews (Fairhope), freshman offensive lineman Wilson Bell (Mobile), redshirt freshman defensive end Chris Casher (Mobile), redshirt sophomore quarterback Jacob Coker (Mobile), redshirt freshman defensive tackle Justin Shanks (Prattville), redshirt junior linebacker Nigel Terrell (Helena), freshman defensive back Marquez White (Dothan) and Winston.
- Led by Heisman Trophy finalist and SEC Championship Game MVP Tre Mason (Palm Beach), Auburn has 17 Florida natives on its roster, including three Tallahassee natives - redshirt freshman defensive back TJ Davis, sophomore wide receiver Melvin Ray and senior defensive back Ryan White.
- Florida State head coach Jimbo Fisher was the quarterbacks coach at Auburn from 1993 to 1998. If the Seminoles win it will not be Fisher's first undefeated season, as the 1993 Auburn team went 11-0, but couldn't win the national championship that season because of NCAA sanctions. Florida State won the national title in 1993.
- Florida State assistant head coach Rick Trickett joined Fisher on the Auburn staff from 1993-98 as the offensive line coach.
- Auburn co-offensive coordinator Dameyune Craig was FSU's quarterbacks coach and recruiting coordinator for three years (2010-12) before joining the staff of the Tigers, where he played quarterback from 1994-97 with Fisher as his position coach.

KEY BATTLE



A Palm Beach, Fla. native, Tre Mason heads an Auburn rushing attack that is first in the nation, averaging 335.7 rushing yards per game. Mason was a Heisman finalist this season after rushing for 1,621 yards and scoring 23 touchdowns. Mason is coming off a 304 yard performance and four touchdowns in the SEC Championship game. Florida State ranks third in the nation in total defense. Telvin Smith leads the Seminoles with 75 tackles this season and is a main leader on the FSU defense. Smith will be looked upon to help stop Auburn's read option attack and will try to contain Tre Mason who has averaged 234 yards on the ground over his last two games.



telvin
SMITH
florida state senior linebacker

VS

tre
MASON
auburn junior running back

- 2013 First team All-ACC;
- Selected to play in the Reese's Senior Bowl;
- Leads the team in tackles;
- Has two interceptions for both touchdowns this season.

Rose Bowl
Pasadena, Calif.

- 2013 Heisman finalist;
- 2013 Second team All-American;
- 2013 SEC Offensive Player of the Year;
- 2013 First team All-SEC;
- Leads team in rushing yards and touchdowns scored.



2013 SCHEDULE (12-1)

Aug. 31	WASHINGTON STATE	W, 31-24
Sept. 7	ARKANSAS STATE	W, 38-9
Sept. 14	MISSISSIPPI STATE	W, 24-20
Sept. 21	at LSU	L, 21-35
Oct. 5	OLE MISS	W, 30-22
Oct. 12	WESTERN CAROLINA	W, 62-3
Oct. 19	at Texas A&M	W, 45-41
Oct. 26	FLORIDA ATLANTIC	W, 45-10
Nov. 2	at Arkansas	W, 35-17
Nov. 9	at Tennessee	W, 55-23
Nov. 16	GEORGIA	W, 43-38
Nov. 30	ALABAMA	W, 34-28
Dec. 7	vs. Missouri	W, 59-42
Jan. 6	vs. Florida State	

AUBURN QUICK HITS

- Head coach: Gus Malzahn (First season)
- 2012 overall record: 3-9
- 2012 SEC record: 0-8
- Auburn's head coach Gus Malzahn returned to Auburn this season after serving as the Tigers' offensive coordinator from 2009-11. Malzahn spent last season as the head coach of Arkansas State. After a rough season for the Tigers last year, Malzahn has tied the NCAA record for biggest turnaround in college football history at +8.5 games, earning Gus Malzahn multiple 2013 National Coach of the Year awards;
- Auburn leads the nation in rushing with a read option style of offense. Running back Tre Mason and quarterback Nick Marshall are the main weapons of this attack averaging 335.7 yards a game on the ground;
- Auburn's defense ranks 88th in the nation in total defense. Senior cornerback Chris Davis leads the Tigers with 69 tackles and 14 pass breakups. Senior defensive end Dee Ford is a major threat rushing the quarterback with 8.5 sacks on the year and 12.5 tackles for loss.

Series History: Florida State vs. Auburn

Auburn leads 13-4-1
Home: 2-3 / Away: 1-10-1
Neutral: 1-0
First Meeting: Oct. 23, 1954 / Away / L, 0-33
Last Meeting: Oct. 20, 1990 / Away / L, 17-20
Most points scored vs. Auburn:
Overall & Home: 41 (41-42 loss on Oct. 13, 1984)
Away: 34 (34-6 win on Nov. 7, 1987)
Most points given up vs. Auburn:
Overall & Away: 59 (27-59 loss on Oct. 12, 1985)
Home: 42 (41-42 loss on Oct. 13, 1984)
No. of shutouts:
FSU: None
Auburn: 1 (0-33 loss on Oct. 23, 1954)
Largest Margin of Victory:
(28) 34-6 win on Nov. 7, 1987 in Auburn

ALL-TIME SERIES – (W-4, L-13, T-1)

Year	Site	Half	Final
1954	Auburn	L	0-20
1956	Auburn	L	0-7
1957	Tallahassee	L	0-20
1960	Auburn	L	7-21
1962	Auburn	T	0-14
1963	Auburn	L	0-14
1972	Auburn	L	0-21
1974	Auburn	L	6-7
1975	Tallahassee	L	7-7
1976	Auburn	L	13-14
1977	Tallahassee	W	10-3
1983	Auburn	L	10-20
1984	Tallahassee	L	17-22
1985	Auburn	L	17-17
1987	Auburn	W	27-3
1988	New Orleans	W	13-7
1989	Tallahassee	W	19-3
1990	Auburn	L	17-7

TALE OF THE TAPE

FSU	Category	AU
53.0	Scoring Offense	40.2
10.7	Scoring Defense	24.0
207.4	Rushing Offense	335.7
322.0	Passing Offense	169.6
529.4	Total Offense	505.3
116.5	Rushing Defense	163.2
152.0	Passing Defense	260.2
268.5	Total Defense	423.4

STAT LEADERS COMPARISON

Category	Florida State	Auburn
Touchdowns	Freeman/Benjamin (14)	Mason (23)
Passing Yds	Winston (3820)	Marshall (1759)
Pass. Efficiency	Winston (190.1)	Marshall (144.0)
Rushing Yds	Freeman (943)	Mason (1621)
Receiving Yds	Greene (981)	Coates (841)
Receptions	Greene (67)	Coates (38)
Tackles	T. Smith (75)	C. Davis (69)
Sacks	Joyner (5.0)	Ford (8.5)
Interceptions	Andrews (4)	Therezie (4)
Punting Avg.	Beatty (40.8)	Clark (42.5)
Punt Ret. Avg.	Shaw (9.7)	C. Davis (20.1)
KO Ret. Avg.	Whitfield (34.4)	Mason (26.3)
Kicking	Aguayo (95.0)	Parkey (73.7)

ALL-TIME HIGHS VS. AUBURN

A list of the best performances by the 'Noles in the last 18 previous meetings with Auburn:

RUSHING PERFORMANCES

Player	No.-Yds	Year
Larry Key	25-170	1977
Sammie Smith	24-115	1988
Amp Lee	25-110	1989
Jeff Leggett	9-108	1976
Bobby Renn	22-104	1956

RECEIVING PERFORMANCES

Player	No.-Yds	Year
Jessie Hester	4-143	1984
Hassan Jones	7-101	1984
Weegie Thompson	6-96	1983
Amp Lee	6-86	1990
Lawrence Dawsey	6-81	1989

PASSING PERFORMANCES

Player	C-A-I,Yds, TDs	Year
Eric Thomas	18-29-0, 357 yds, 4 TDs	1984
Casey Weldon	20-30-0, 244 yds, 1 TD	1990
Gary Huff	25-41-4, 241 yds, 1 TD	1972
Clyde Walker	12-23-1, 174 yds, 1 TD	1975
Eric Thomas	6-16-3, 165 yds, 0 TD	1985

TACKLE PERFORMANCES

Player	No.	Year
Jimmy Heggins	21	1976
Detroit Reynolds	15	1976
Fred Jones	14	1985
Paul McGowan	14	1985
Kirk Carruthers	13	1990

TEAM BESTS

Total Offense	591 (1984)
Rushing Yards	240 (1977)
Rushing Attempts	57 (1984)
Passing Yards	357 (1984)
Passing Attempts	42 (1972)
Pass Completions	25 (1972)

LAST MEETING

GAME 6, OCT. 20, 1990
(7) FLORIDA STATE 17,
(5) AUBURN 20
AUBURN, ALA.



	1	2	3	4	F
Florida State	0	17	0	0	17
Auburn	7	0	3	10	20

SCORING SUMMARY

First Quarter

03:34 AU Tony Richardson 6 yd run, FS 0 - AU 7

Second Quarter

12:05 FS Richie Andrews 22 yd field goal, FS 3 - AU 7

07:19 FS Edgar Bennett 1 yd run (R. Andrews kick), FS 10 - AU 7

01:40 FS Amp Lee 48 yd pass from Casey Weldon (R. Andrews kick), FS 17 - AU 7

Third Quarter

01:25 AU Jim Von Wyl 37 yd field goal, FS 17 - AU 10

Fourth Quarter

03:47 AU Stacy Danley 2 yd run, FS 17 - AU 17

00:02 AU Von Wyl 38 yd field goal, FS 17 - AU 20

FSU VS. AUBURN IN SUGAR BOWL

1989 Sugar Bowl

FLORIDA STATE	13
AUBURN	7

NEW ORLEANS, La. (Jan. 2, 1989) – Sammie Smith rushed for 115 yards on 24 carries and All-American Deion Sanders intercepted a pass in the end zone on the game's final play to give Florida State a 13-7 victory over SEC champion Auburn in the 55th annual Sugar Bowl.

FLORIDA STATE VS. THE SEC ALL-TIME

SEC OPPONENT	OVERALL RECORD	BOWL RECORD	BOWL
Alabama	1-2-1	--	
Arkansas	--	--	
Auburn	4-13-1	1-0	1989 Sugar (W, 13-7)
Florida	22-34-2	1-1	1995 Sugar (W, 23-17), 1997 Sugar (L, 20-52)
Georgia	4-6-1	0-1-1	1984 Citrus (T, 17-17), 2003 Sugar (L, 13-26)
Kentucky	1-4-1	0-1	2007 Music City (L, 28-35)
LSU	7-2	0-1	1968 Peach (L, 27-31)
Ole Miss	0-1	--	
Mississippi State	7-2	--	
Missouri	--	--	
South Carolina	16-3	1-0	2010 Chick-Fil-A (W, 26-17)
Tennessee	1-1	0-1	1999 Fiesta (L, 16-23)
Texas A&M	4-0	1-0	1992 Cotton (W, 10-2)
Vanderbilt	--	--	
Overall	67-68-6	4-5-1	
	(.496)	(.450)	

NOTIN' THE OFFENSE

SCORING AT AN NCAA RECORD CLIP

Through 13 games the 2013 Florida State football team has the NCAA FBS single-season scoring record well within reach, following its 45-7 victory over Duke in the ACC Championship Game:

- Entering the BCS National Championship game, the Seminoles have already smashed the school and ACC single-season scoring records with 689 points, the most by any FBS team this season;
- FSU is averaging 53.0 points per game, which trails only Baylor (53.3, 12 games);
- Oklahoma's 2008 team holds the FBS record for total points in a season (716), set over a 14-game slate;
- The single-season record for scoring average is 56.0, set by the legendary 1944 Army squad (9 games);
- Since Army's record-setting season, only six schools have led the nation in scoring by averaging 50 or more points: Nebraska (52.0, 1983); Houston (53.5, 1989); Nebraska (52.4, 1995); Texas (50.2, 2005); Oklahoma (51.1, 2008) and Louisiana Tech (51.5, 2012).

THREE-GAME SCORING RUN FOR THE AGES

With its 80-14 win over Idaho following consecutive 59-3 victories over Syracuse and Wake Forest, Florida State:

- Is the first team to score 59 or more points and hold a major college opponent (FBS or NCAA Division I) to 14 or fewer in three consecutive games since 1946;
- The Noles are the third team this season to score 59 and allow 14 or fewer in three consecutive games, joining Baylor and Oregon;
- Baylor's streak, however, included a season-opening 69-3 win over FCS opponent, Wofford;
- Oregon's streak included a season-opening 66-3 win over FCS opponent, Nicholls State.

ABILITY TO STRIKE AT ANY TIME

The Seminoles boast one of the nation's most prolific offenses and have demonstrated the ability to both strike quickly and put together sustained drives. That balance continued in FSU's 45-7 win over Duke for the ACC title:

- The Seminoles' seven scoring possessions versus Duke included three touchdown drives of nine plays (or more) which took four minutes or longer, and four other scores which required less than two minutes;
- FSU has produced 81 offensive touchdowns and 19 field goals through 13 games;
- Forty-six (46) of those 100 scoring drives have required less than two minutes;
- Fifteen (15) touchdown drives have required less than one minute;
- The Noles have produced 28 more touchdown drives that have required between one and two minutes;
- By contrast, FSU has put together 11 touchdown drives of 10 plays or more;
- There have been 19 touchdown drives of 80 yards or longer for the Noles this season;
- The longest touchdown drive of the season in both plays (14) and time of possession (7:05) came in the opener at Pitt;
- The longest TD drive by yardage came at the expense of the Gators – a 96-yard march on 12 plays, which consumed 5:51;
- FSU has also produced five 1-play and six 2-play touchdown drives. The swiftest touchdown drive of the year was a 1-play, 21-yard score which took just :04 off the clock against Maryland.

O'LEARY PRODUCES AT TIGHT END

Junior tight end Nick O'Leary is in the midst of a landmark season, having already set single-season highs for receptions (33), receiving yards (557) and touchdown receptions (7).

- The John Mackey Award finalist has already established himself as one of the finest at his position in FSU history, setting the all-time mark for career touchdowns, with his 17-yard scoring reception from Sean Maguire against Syracuse.
- He currently ranks second all-time in receiving yardage and receptions among FSU tight ends:

Name	Years	Recs	Yds	TDs
Gary Parris	1970-72	82	1,125	5
Nick O'Leary	2011-	66	973	11

SEMINOLES REWRITING ACC RECORD BOOK

The 2013 Florida State offense is on pace to produce the most prolific single-season in Atlantic Coast Conference history. Through 13 games here is a look at the current ACC records and where the Noles stand with one game remaining:

Category	ACC Record	FSU Currently
Total Offense	6,655 (Clemson '12)	6,882*
Yards per game	550.7 (FSU '95)	529.4
Yards per play	7.12 (FSU '00)	7.81
Passing Yards	4,608 (FSU '00)	4,186
Touchdown Passes	40 (Clemson '12)	41*
TD passes per game	3.18 (FSU '95)	3.07
Points Scored	550 (FSU '12)	689*
Points per game	48.4 (FSU '95)	53.0*
Scoring margin	33.8 (FSU '93)	42.3
Touchdowns	72 (FSU '95)	90*
TDs per game	6.55 (FSU '95)	6.92
Extra point attempts	69 (FSU '95)	90*
Extra points made	67 (FSU '95)	90*
First Downs	350 (FSU '93)	338

* - Record already set or matched by 2013 FSU team

BALL SECURITY AN FSU STRENGTH

Through 13 games the Florida State offense has turned the ball over just 17 times in 881 plays, which is an average of once every 51.8 plays for a team which averages 67.8 offensive snaps per game. While the Noles have been intercepted 13 times, they have lost just two fumbles by a running back:

- FSU's only lost fumbles by a RB were charged to tailback James Wilder Jr. in the second quarter against Bethune-Cookman on Sept. 21 and by Devonta Freeman against Duke on Dec. 7;
- In all, Seminole running backs have lost two fumbles on 374 rushing attempts this season;
- FSU has lost only two other fumbles, one each by QB Jameis Winston (Idaho) and WR Christian Green (Wake Forest).

BACK IN THE 600 CLUB

For the third time in 2013, the Florida State offense eclipsed 600 yards in total offense in its 80-14 victory over Idaho.

- FSU totaled a season-high 645 yards of total offense against Idaho (336 rushing, 309 passing)
- The Seminoles piled up 614 total yards – 183 rushing and 431 passing – in their 63-0 whitewash of Maryland on Oct. 5.
- They initially cracked that gaudy mark with a season-high 617 in a 62-7 win over Nevada back on Sept. 14.
- The 2012 'Noles posted four games of 600 yards or more, including a season-high 667 in a home win over Clemson.
- FSU has produced 32 600-yard games in its 67-year football history, including eight times under head coach Jimbo Fisher:

Yards	Opponent	Year
667	Clemson	2012
649	Boston College	2012
647	Charleston Southern	2011
645	Idaho	2013
617	Nevada	2013
614	Maryland	2013
612	Wake Forest	2012
606	Murray State	2012

NOTIN' THE OFFENSE

By The Numbers

- 11

Consecutive games of scoring 40 points or more, which tied Texas' NCAA record of 11 in 2005. FSU's streak ended with 37 points at Florida
- 900+

Receiving yards by the trio of Rashad Greene (981), Kelvin Benjamin (957) and Kenny Shaw (929), marking the first FSU team with three receivers over 800 yards in a season
- 29

Career rushing touchdowns for Devonta Freeman, which ranks fourth in FSU history, just one behind Amp Lee (30) for third place all-time.
- 529.4

Yards of total offense the Seminoles are averaging, which ranks sixth nationally
- .971

FSU's top-ranked red zone conversion percentage (67 of 69)
- 28

Consecutive games with a reception by junior wide receiver Rashad Greene
- 53.0

Points per game the Seminoles are producing, which ranks second nationally
- 42.3

Florida State's average margin of victory, which is a school and ACC record - FSU has defeated every team by at least 14 points
- 7.81

FSU's yards-per-play average on offense this season, which leads the nation
- 8

Games in which quarterback Jameis Winston has thrown at least three touchdown passes
- 55.17

FSU's conversion rate on third down this season (80 of 145), which ranks third nationally
- 41/40

Number of touchdowns rushing and passing by the Seminoles this season
- 212

Receiving yards by Kelvin Benjamin against Florida, which ranks as the eighth-best game in school history
- 145

Times FSU has faced third down - third fewest out of 125 FBS teams nationally this season

GREENE WORKING ON GAMES STREAK

Junior wide receiver Rashad Greene extended his streak of consecutive games with a reception to 28 when he hauled in six passes for 67 yards against Duke:

- His 28-game streak, the longest among active Seminoles, began with his MVP performance in FSU's Champs Sports Bowl win over Notre Dame to close the 2011 season.
- Last season Seminole wideout Rodney Smith established the school record for consecutive receptions at 39.

GREENE MAKES HIS TOUCHES COUNT

When it comes to making the most of his touches, junior Rashad Greene has to be considered one of the most productive players in the nation:

- With 25 career touchdowns on just 196 touches, he is averaging one touchdown every 7.8 times he puts his hands on the football.
- Greene has amassed 2,774 career all-purpose yards and is averaging 14.15 yards every time he touches the football;
- FSU's top receiver each of the last two seasons, Greene has also found his way into the end zone as a punt return specialist and running the football;
- In 2012 he became the first Seminole since Peter Warrick (1999) to score TDs receiving, rushing and by return in a season.
- For his career, Greene is averaging one touchdown reception for every 7.4 receptions.

GREENE'S CAREER PRODUCTIVITY

Category	Atts.	Yards	Avg.	TDs
Receiving	162	2318	14.3	22
Rushing	8	83	10.4	1
Punt Returns	23	308	13.4	2
Kickoff Returns	3	65	21.7	0
Totals	196	2774	14.15	25

ALREADY AMONG BEST IN SCHOOL HISTORY

Junior receiver Rashad Greene is establishing himself as one of the finest receivers in Florida State history, amassing 162 receptions for 2,318 yards and 22 touchdowns:

- Greene's 22 career touchdown receptions rank seventh all-time, one behind College Football Hall of Famer Ron Sellers;
- His 162 career receptions rank sixth on the all-time list;
- Just the 13th player in FSU history with 2,000 career receiving yards, Greene ranks seventh with 2,318;
- In 36 games Greene is averaging 4.50 receptions per contest, which ranks third all-time behind Ron Sellers (7.07) and Peter Warrick (4.81);
- With 67 receptions for 981 yards this season, Greene is on pace to become FSU's first 1,000-yard receiver since Anquan Boldin (2002);
- Greene ranks fourth in the ACC with nine touchdown receptions and is tied for 28th nationally;
- He currently ranks fifth in the ACC in receptions per game (5.2) and sixth in receiving yards per game (75.5);
- Greene and Andre Cooper are the only Seminoles with two streaks of five or more consecutive games with a TD reception in school history.

NOTIN' WINSTON



- YOUNGEST HEISMAN TROPHY WINNER**
- CONSENSUS ALL-AMERICAN**
- DAVEY O'BRIEN AWARD WINNER**
- MAXWELL AWARD & MANNING AWARD FINALIST**
- FIRST FRESHMAN ACC PLAYER OF THE YEAR**
- NCAA LEADER IN PASS EFFICIENCY (190.05)**
- ALL-ACC FIRST TEAM QUARTERBACK**
- 7-TIME ACC ROOKIE OF THE WEEK**
- 3-TIME ACC OFFENSIVE BACK OF THE WEEK**
- 3-TIME DAVEY O'BRIEN NAT'L QB OF THE WEEK**
- 2 GAMES WITH A COMPLETION PERCENTAGE OVER 90**

2013 HONORS

- Heisman Trophy Winner (Nation's Top Player)*
- Davey O'Brien Award Winner (Top Quarterback)*
- Walter Camp National Player of the Year*
- Maxwell Award Finalist (Nation's Best Player)*
- Manning Award Finalist (Top Quarterback)*
- Consensus All-American*
- ACC Player of the Year & Offensive POY*
- ACC Rookie of the Year & Offensive ROY*
- ACC Offensive Back of the Week (Dec. 2)
- ACC Rookie of the Week (Dec. 2)
- Athlon Sports National Freshman of the Week (Nov. 24)
- CFPA Honorable Mention QB (Nov. 17)
- ACC Rookie of the Week (Nov. 4)
- ACC Rookie of the Week (Oct. 28)
- Arby's League of Brisket Smokin Player of the Week (Oct. 23)
- Davey O'Brien National Player of the Week (Oct. 21)
- ACC Player of the Week (Oct. 21)
- ACC Rookie of the Week (Oct. 21)
- CFPA Honorable Mention QB (Oct. 21)
- Athlon Sports National Player and Freshman of the Week (Oct. 20)
- Athlon Sports ACC Player and Freshman of the Week (Oct. 20)
- Davey O'Brien National Player of the Week (Oct. 7)
- ACC Rookie of the Week (Oct. 7)
- CBSsports.com Rookie of the Week (Oct. 7)
- Manning Award "Stars of the Week" Award (Oct. 7)
- CFPA National Performer of the Week (Oct. 7)
- CFPA National Quarterback of the Week (Oct. 7)
- Walter Camp National Offensive Player of the Week (Oct. 6)
- Athlon Sports National Player of the Week (Oct. 6)
- Athlon Sports National Freshman of the Week (Oct. 6)
- Athlon Sports ACC Player and Freshman of the Week (Oct. 6)
- ACC Offensive Back of the Week (Sept. 30)
- CFPA Honorable Mention QB (Sept. 30)
- Athlon Sports National Freshman of the Week (Sept. 29)
- ACC Rookie of the Week (Sept. 16)
- CFPA Honorable Mention QB (Sept. 3)
- ACC Rookie of the Week (Sept. 3)
- Davey O'Brien QB of the Week (Sept. 3)
- Manning Award Star of the Week (Sept. 3)
- Athlon Sports National Freshman of the Week (Sept. 3)

WHERE WINSTON RANKS

Redshirt freshman Jameis Winston is off to the finest start by a quarterback in Florida State history in 2013. Here's a look at where he ranks nationally through 13 games in a variety of categories:

Category	Number	Rank
Passing Efficiency	190.05	1st
Passing Touchdowns	38	2nd
Passing Yards	3820	8th
per game	293.8	10th
Completion pct.	67.9	10th
Attempts	349	145th
Completions	237	25th
Yards Per Completion	16.12	2nd
Yards Per Attempt	10.9	1st
Points Responsible	252	14th
per game	19.4	18th

WINSTON: ACC AND NCAA FRESHMAN RECORD-HOLDER

Florida State quarterback Jameis Winston is the most prolific freshman passing quarterback in both Atlantic Coast Conference and NCAA history, shattering the previous marks for passing yards and touchdowns during his Heisman-winning season:

- Winston needed only 13 games to amass 3,820 passing yards and eclipse the year-old NCAA freshman record, set by UCLA's Brett Hundley (3,740), over 14 games in 2012;
- It took Winston just 12 games to eclipse the ACC freshman record set by former 'Nole Drew Weatherford (3,208) over 13 games in 2005;
- With three TD passes against Duke, Winston's 38 on the year surpassed the NCAA freshman mark set by Oklahoma's Sam Bradford (36) in 2007;
- Winston has 13 more TD passes on the year than former ACC freshman record holder, Philip Rivers of NC State;
- He is the only freshman quarterback to lead his team to 13 victories and also a place in the BCS National Championship game.

WHERE WINSTON STANDS AMONG FBS FRESHMEN ALL-TIME

Jameis Winston became the 22nd freshman quarterback (true or redshirt) in NCAA Division I/FBS history to eclipse 3,000 passing yards with his performance against Idaho and is on his way to completely re-writing every freshman mark. The Seminoles' rookie wonder has already set new marks for passing yards, TD passes and victories, and is on pace to set records for completion percentage, yards per attempt, and passing efficiency. Here is a statistical look at where Winston sits among the other 21 freshmen with 3,000 or more passing yards:

Quarterback/School/Year	Gms/Rec	Cmp-Att-Int (pct.)	Yards	TDs	Ypa	App	Ypg	Efficiency
Jameis Winston/Florida State/2013	13/13-0	237-349-10 (67.9)	3820^	38^	10.9	26.8	293.8	190.05
Brett Hundley/UCLA/2012	14/9-5	318-478-11 (66.5)	3740	29	7.8	34.1	267.1	147.67
Corey Robinson/Troy/2010	13/8-5	318-501-15 (63.5)	3707	28	7.4	38.5	285.2	138.07
Johnny Manziel/Texas A&M/2012	13/11-2	295-434-9 (68.0)	3706	26	8.5	33.4	285.1	155.32
Jared Lorenzen/Kentucky/1996	11/4-7	321-559-21 (57.4)	3687	19	6.6	50.8	335.2	116.53
Jon Denton/UNLV/1996	12/1-11	277-506-16 (54.7)	3591	25	7.1	42.2	299.3	124.34
Kellen Moore/Boise State/2008	13/12-1	281-405-10 (69.4)	3502	25	8.6	31.2	269.4	157.44
Jared Goff/Cal/2013	12/1-11	320-530-10 (60.4)	3508	18	6.6	44.2	292.3	122.95
Sean Mannion/Oregon State/2011	12/3-9	305-473-18 (64.5)	3328	16	7.0	39.4	277.3	127.13
David Neill/Nevada/1998	11/6-5	199-344-9 (57.8)	3249	29	9.4	31.3	295.4	159.77
Drew Weatherford/Florida State/2005	13/8-5	276-469-18 (58.8)	3208	18	6.8	36.1	246.8	121.29
Landry Jones/Oklahoma/2009	13/8-5	261-449-14 (58.1)	3198	26	7.1	34.5	246.0	130.82
Kevin Kolb/Houston/2003	13/7-6	220-360-6 (61.1)	3131	25	8.7	27.7	240.8	153.75
Austin Davis/Southern Miss/2008	13/7-6	261-454-8 (57.5)	3128	23	6.9	34.6	240.6	128.57
Sam Bradford/Oklahoma/2007	14/11-3	237-341-8 (69.5)	3121	36	9.2	24.4	222.9	176.53
Ben Roethlisberger/Miami, Ohio/2001	12/7-5	241-381-13 (63.3)	3105	25	8.1	31.7	258.8	146.54
Trevor Vittatoe/UTEP/2007	12/4-8	224-407-7 (55.0)	3101	25	7.6	33.9	258.4	135.87
Philip Rivers/NC State/2000*	11/7-4	237-441-10 (53.7)	3054	25	6.9	40.1	277.6	126.09
Aaron Murray/Georgia/2010	13/6-7	209-342-8 (61.1)	3049	24	8.9	26.3	234.5	154.48
Timmy Chang/Hawaii/2000	12/3-9	245-469-19 (52.2)	3041	19	6.5	39.1	253.4	111.97
Dan LeFevour/Central Michigan/2006	14/10-4	247-388-10 (63.7)	3031	26	7.8	27.7	216.5	146.24
Cody Hawkins/Colorado/2007	13/6-7	263-463-17 (56.8)	3015	22	6.5	35.6	231.9	119.84

Key: Bold - current NCAA leader; ^ - 2013 season marks; Ypa - yards per attempt; App - attempts per game; Ypg - yards per game; * - includes only regular season statistics

FRESHMAN NCAA MARKS WITHIN REACH

Category	Record-holder	Winston
W-L	Kellen Moore (Boise), 12-1	13-0
Comp. Pct	Sam Bradford (Okla.), 69.5	68.8
Pass Yds	Brett Hundley (UCLA), 3740	3820
TD Passes	Sam Bradford (Okla.), 36	38
Yards Per Att	David Neill (Nevada), 9.4	10.9
Fewest Atts Per Gm	Sam Bradford (Okla.), 24.4	26.8

Note: Michael Vick, Virginia Tech (1999) holds the NCAA freshman passing efficiency record (180.4)...Winston (190.05) is just behind the NCAA's all-time, single-season passing efficiency mark, set by Wisconsin's Russell Wilson (191.78) in 2011.

ACC RECORDS WITHIN REACH

Winston is on the cusp of holding all of the conference freshman marks, but is also threatening many of the ACC's single-season marks, regardless of class, with one game remaining:

Category	Record-holder	Winston
Passing Yardage	Matt Ryan (BC), 4507	3820
Passing Ypg	Anthony Dilweg (Duke), 347.6	293.8
Passing TDs	Tajh Boyd (Clemson), 36	38
Completion Pct	Riley Skinner (WF), 72.4	67.9
Pass Efficiency	Joe Hamilton (GT), 175.0	190.05
Yards Per Att	Joe Hamilton (GT), 10.03	10.9

AUTOMATIC IN DEBUT

In his collegiate debut, Winston broke the Florida State single-game pass completion percentage record by connecting on 25 of 27 attempts for 356 yards and four TDs. His 92.6 percent rate wiped former standout and current ESPN announcer Danny Kanell from the record books. Kanell had held the record since Sept. 16, 1995 when he completed 28 of 32 attempts (87.5) against NC State.

- Winston broke the previous mark again against Syracuse on Nov. 16, when he completed 19 of 21 passes for a 90.5 percent clip.

MORE WINSTON WONDERS

There is much to admire about what Jameis Winston has already accomplished this season:

- With the second of his three TD passes against Duke, Winston became the NCAA freshman single-season touchdown pass leader, eclipsing the mark previously held by Oklahoma's Sam Bradford (36). Winston's 38 TD passes are also single-season ACC and Florida State records;
- He has eclipsed the 300-yard passing yard total seven times; four against ranked opponents and six against teams headed for bowl games;
- His 237 completions ranks sixth on the FSU single-season list;
- With seven 300-yard passing games, he is tied for sixth on FSU's all-time list with Gary Huff and Peter Tom Willis for most in a career;
- Winston has twice completed more than 90 percent of his pass attempts in games this season: .905 vs. Syracuse (19 of 21) and .926 at Pitt (25 of 27);
- His 444 passing yards against Clemson ranks as the ninth-best single-game mark in FSU history and is just the 14th 400-yard passing game by a Seminole quarterback;
- Winston's 3,820 passing yards rank second only to Chris Weinke (4,167, 2000) on FSU's single-season list - and can overtake the top spot with 348 yards against Auburn in the BCS title game;
- Winston is the only FSU quarterback to guide the Seminoles to 11 consecutive games with 40 points or more;
- His five passing touchdowns against Maryland was just the 16th five-TD game in FSU history;
- With four TD passes against Pitt, Boston College and Idaho, Winston already has a hand in four of the top 52 TD passing performances in Seminole lore;
- Winston has thrown at least three touchdown passes in eight games this season, yet has only played four complete games for the Seminoles in 2013;
- He has thrown 26 touchdown passes in the first half alone;
- With the BCS National Championship Game remaining in his freshman season, Winston already shows up on FSU's career lists for passing yards (15th), completions (20th) and TD passes (12th).



SITUATIONAL WINSTON FIGURES

Quarterback Jameis Winston has been outstanding while leading the No. 1 Seminoles (13-0) to the ACC Championship and a spot in the BCS National Championship Game. Winston leads the nation in passing efficiency (190.05), which does not tell the whole story of his productivity. Here are a few situational statistics which provide a better snapshot:

- Winston doesn't waste time getting the 'Noles going, as he has completed 107 of 163 first down pass attempts (65.6) for 1,812 yards and 20 of his 38 touchdowns;
- Of his 83 second-down completions, 57 have resulted in first downs;
- He has been brilliant moving the chains on third down as well, completing 47 of 69 attempts (68.1) for 754 yards, eight touchdowns and a staggering 43 first downs;
- He is 16 of 21 on third-and-long (10+ yds), racking up 317 yards and four touchdowns, while converting first downs 15 times. Twelve of those completions have gone for 15 yards or longer;
- His passing efficiency rating on third-and-long is an astounding 265.85, the best in the FBS;
- As good as Winston has been overall, he has been even better in limited second half action completing 71 of 102 attempts (69.6) for 1,241 yards and 12 TDs with a 202.79 passer rating;
- Between the 40-yard lines, he has completed 79 of 115 attempts for 1,399 yards and 55 first downs;
- In the red zone he has completed 30 of 48 attempts for 287 yards and 19 touchdowns without an interception – a staggering 243.34 efficiency rate;
- Of his 237 completions, 166 have resulted in first downs and 101 have covered at least 15 yards;
- Winston is 16 of 18 (.890) with FSU trailing this season, good for 272 yards and four touchdowns.

SHORTER STINTS DON'T STUNT WINSTON'S PRODUCTION

With the Seminoles rolling up lopsided victories – FSU's average margin of victory is 42.7 points – quarterback Jameis Winston has seen very little second half action this season. The redshirt freshman has played only four complete games – Boston College, Clemson, Miami and Florida – and totaled 21 second half possessions in eight other games. He did not play in the second half against Syracuse. Winston's first half-only statistics are staggering:

- He has completed 166 of 247 attempts (67.2) for 2,579 yards and 26 touchdowns;
- Winston has more first half passing yards than 80 other FBS starting quarterbacks have in all their snaps this season;
- His 26 first half TD passes are more than 108 other FBS starting quarterbacks;
- Of his 166 first half completions, 118 have gone for first downs (71.1 percent);
- Winston has 67 first half completions of 15 yards or more, including 19 in excess of 25 yards;
- His first half passing efficiency rating is 184.79;
- Winston has accounted for 26 first half touchdowns – more TDs than nine FBS teams have managed this season;
- Winston is 68 of 100 (68.0) for 1,003 yards and eight TDs in the first quarter this season, and 98 of 147 (66.7) for 1,576 yards and 18 TDs in the second quarter;
- Winston has surpassed 200 passing yards in the first half eight times this season.

WINSTON'S PER-SNAP PRODUCTION

A close look at Jameis Winston's total offense numbers provides perhaps the most compelling storyline to the season he and the Seminoles are enjoying:

- Winston has amassed 4,013 yards of total offense on just 426 plays, which translates to a nation-leading 9.42 yards per play;
- He ranks eighth nationally in total offensive yards and 16th in yards per game (308.7), but has been involved in fewer plays than anyone ranked ahead of him;
- Winston ranks 48th nationally in total plays (426);
- Chris Weinke holds the FSU single-season record for total offense with 4,070 yards on 461 plays for an average of 8.83 yards per play during his 2000 Heisman Trophy-winning season;
- Winston has moved into second place all-time in total yards, after eclipsing EJ Manuel's 2012 standard of 3,702 yards of total offense on 490 plays for a 7.56 yards per play average;
- Charlie Ward ranks third in single-season total offense with 3,371 yards on 445 plays (7.58 ypp) during his 1993 Heisman-winning season.

WINSTON IS QUITE ACCOUNTABLE

With three touchdown passes and a touchdown run in FSU's 45-7 win over Duke, quarterback Jameis Winston has now accounted for 42 of the Seminoles 81 offensive touchdowns this season:

- The redshirt freshman has thrown 38 touchdown passes and rushed for four more;
- Winston is tied for fourth nationally in total point responsibility (252) and tied for eighth in points per game responsibility (19.4);
- With Winston in the game, FSU has churned out 69 offensive touchdowns (414 points) and the Bessemer, Ala. native has had a direct hand in 252 points – 60.9 percent - of that point production.

NOTIN' THE OFFENSE

POSTSEASON AWARD FINALISTS

MAXWELL AWARD

(Presented to the college football player of the year by the Maxwell Football Club)

- Jameis Winston (Finalist)

DAVEY O'BRIEN AWARD

(Presented to the nation's best college quarterback by the Davey O'Brien Foundation)

- Jameis Winston (Winner)

JIM THORPE AWARD

(Presented to the nation's best defensive back by the Jim Thorpe Association)

- Lamarcus Joyner (Finalist)

MACKAY AWARD

(Presented to the nation's most outstanding tight end by the John Mackey Award Selection Committee)

- Nick O'Leary (Finalist)

GROZA AWARD

(Presented to the nation's most outstanding kicker by the Palm Beach Sports Commission)

- Roberto Aguayo (Winner)

BRONKO NAGURSKI TROPHY

(Presented to the nation's most outstanding defensive player by the Charlotte Touchdown Club)

- Lamarcus Joyner (Finalist)

MANNING AWARD

(Presented to the nation's best college quarterback after bowl season by the Allstate Sugar Bowl)

- Jameis Winston (Finalist)

RIMINGTON TROPHY

(Presented to the nation's most outstanding center by the Rimington Trophy Committee)

- Bryan Stork (Winner)

POSTSEASON HONOR WATCH LISTS

OUTLAND TROPHY

(Presented to the nation's most outstanding interior lineman by the FWAA)

- Bryan Stork (Semifinalist)
- Cameron Erving
- Tre' Jackson
- Timmy Jernigan

BEDNARIK AWARD

(Presented to the college defensive player of the year by the Maxwell Football Club)

- Lamarcus Joyner (Semifinalist)
- Timmy Jernigan
- Christian Jones

BUTKUS AWARD

(Presented to the nation's most outstanding linebacker by the Butkus Foundation)

- Christian Jones
- Telvin Smith

LOMBARDI AWARD

(Presented to the college lineman of the year by the Rotary Club of Houston)

- Tre' Jackson
- Timmy Jernigan
- Christian Jones

BILETNIKOFF AWARD

(Presented to the nation's most outstanding receiver by the Tallahassee Quarterback Club Foundation)

- Rashad Greene

THE MEN UP FRONT AND BEHIND THE NUMBERS

Florida State's offensive line has emerged as one of the nation's most outstanding units just one season removed from being one of the least-experienced. They have played a large role in helping the Seminoles produce one of the nation's top offenses in 2013:

- The starting five on the line enters the BCS National Championship Game against Auburn with 143 combined career starts, which is a far cry from the 17 combined starts they carried into the 2012 season;
- Fifth-year senior center and Rimington Award winner Bryan Stork has an offense-leading 39 career starts and is one of four returning starters from 2012;
- Guards Tre' Jackson (27 starts) and Josue Matias (28) are joined by Jacobs Blocking Trophy winning left tackle Cameron Erving (27) after they started all 14 games last season;
- Right tackle Bobby Hart (22 starts) made nine starts in 2011;
- Collectively the group has contributed significantly to an offense which ranks among the top 10 nationally in six primary categories, including scoring, total offense, red zone efficiency and third-down conversion rate.

SIZZLING OVER 15-GAME ACC WIN STREAK

The Seminoles will carry a 15-game winning streak against Atlantic Coast Conference opponents into 2014, which is the program's longest since it strung together 24 in a row between 1998-2001. Beyond the play of quarterback Jameis Winston, two other 'Noles have shined offensively:

- Junior wide receiver Rashad Greene has 85 receptions for 1,229 yards and 11 touchdowns during that stretch, including at least one reception in all 15 games. He is averaging 81.9 yards per game and 14.5 yards per reception;
- Junior tailback Devonta Freeman has amassed 1,135 rushing yards on 185 carries, with 16 rushing touchdowns during the unbeaten run in ACC play. That comes out to an average of 6.13 yards per carry and 75.7 yards per game.

ECLIPSING THE HIGH MARKS OF 2012 TEAM

By virtually every statistical measuring tool, Florida State is in the midst of the best two-year, statistical offensive run in school history. After a banner 2012 season, the 2013 team is re-writing last season's statistical script. Here's a comparative snapshot of the two seasons, with national rankings in parentheses:

Category	2012 (rank)	2013 (rank)
Total offense	470.9 (19th)	529.4 (6th)
Total yardage	6,601 (9th)*	6,882 (3rd)
Yards per play	7.01 (t3rd)	7.81 (1st)
Scoring	39.3 (10th)	53.0 (2nd)
Rushing TDs	40 (9th)*	41 (7th)
Red Zone Rushing TDs	34 (t5th)	34 (t3rd)
Passing TDs	24 (t46th)	40 (2nd)
Passing efficiency	154.01 (14th)	178.28 (1st)
Passing offense	264.9 (39th)	322.0 (14th)
Yds. per pass attempt	8.68 (6th)	10.3 (3rd)

* - single-season school record in 2012

RUSHING TO IMPRESSIVE PRODUCTION

Florida State's share-the-wealth approach to the running game has been especially productive in 2013, as it was again in the win over Duke. The 'Noles finished off their 45-7 win by rushing for 239 yards on 43 carries (5.6 ypc):

- In their win over Idaho, the Seminoles rolled up 336 rushing yards, their second-best game of the year, on 40 carries (8.4 ypc) as eight players registered totes;
- Against Syracuse the 'Noles punished the Orange for 225 rushing yards on 19 carries (11.8 ypc) with four rushing scores as seven players registered carries;
- Against the Orange, FSU became the first FBS team to rush for 200 yards or more on 20 rushes or fewer since Hawaii did it against Purdue in 2006;
- The Seminoles rank 27th nationally in rushing offense (207.38 ypg) and 22nd in total rushing yards (2,696), which tells only a small portion of the story;
- FSU is averaging 5.69 yards per carry, which ranks ninth nationally among FBS teams;
- Have produced a school-record 41 rushing touchdowns, which ranks seventh nationally;
- The Noles are producing a rushing touchdown every 11.6 carries this season;
- To provide some perspective to the effectiveness of FSU's rushing attack, FSU is tied for 62nd nationally with just 474 rushing attempts.

NOTIN' THE OFFENSE



FREEMAN



WILDER



WILLIAMS

FREEMAN RANKS AMONG BEST IN FSU HISTORY

Junior tailback Devonta Freeman made his 25th career start in 38 games against Duke and rushed for 91 yards and one touchdown on 18 carries. With 2,182 career rushing yards and 29 rushing touchdowns he is one of the most productive backs in school history:

- Just the 14th 2,000-yard rusher in FSU history, Freeman ranks 10th on the career rushing yard-age list;
- His 29 career rushing TDs rank fourth all-time among Seminoles;
- Freeman ranks ninth all-time among Seminoles with seven 100-yard rushing games;
- Through 13 games Freeman has rushed for 943 yards on 162 carries (5.8 ypc) as he continues his chase to become FSU's first 1,000-yard rusher since Warrick Dunn (1,180) in 1996;
- His team-leading 13 rushing TDs this season ties him for fifth on FSU's single-season list.

MASTERING HOMETOWN MIAMI

Freeman, a Miami native, continued to torment the hometown Hurricanes with his finest all-around game in three meetings. The junior scored three touchdowns, including two on the ground and his first through the air – a 48-yard catch-and-dash with a screen pass from Jameis Winston:

- Freeman finished with 78 rushing yards on a career-high 23 carries and added 98 receiving yards on a career-high six receptions;
- He established a new career-high for both touchdowns (3) and all-purpose yards (178);
- The three touchdowns are the most in a game by a Seminole since Lonnie Pryor matched that number in the 2012 season-opener against Murray State;
- In three meetings against Miami, Freeman has amassed 258 rushing yards and four touchdowns on 51 carries, to go along with nine receptions for 119 yards and a touchdown.

WILLIAMS' PRESENCE FELT - IMMEDIATELY

Junior Karlos Williams posted the second 100-yard rushing game of his career against Idaho, dashing for 114 yards and two touchdowns on just 10 carries. The performance continues a meteoric rise for the athlete, who moved from safety to tailback between the Pitt and Nevada games earlier this season:

- Williams ranks second among Seminoles with 705 rushing yards and 11 rushing touchdowns;
- He leads the team in yards per carry at 8.2 this season (more than 3 attempts);
- The converted safety has led the team in rushing three times in 12 games at running back;
- Williams made his tailback debut memorable, racing 65 yards – untouched – for a touchdown on his first career carry against Nevada, and finished with 110 yards on eight carries;
- He followed up with 83 yards and two touchdowns on nine carries against Bethune-Cookman;
- Williams has at least one rushing touchdown in eight of his 12 games at tailback.

WILDER GETS BACK ON TRACK

James Wilder Jr. has been making up for lost time since missing the NC State game due to injury. The junior power back has a combined 88 yards on 15 carries in his last two games:

- He pummeled Idaho for 85 yards on four carries (21.2 ypc), including a season-long romp of 49 yards and a 1-yard TD run;
- Wilder now has six rushing touchdowns and 379 yards on just 37 carries (10.2 ypc) over the past six games;
- The two-touchdown performance against Syracuse was his second of the season after he powered for two in the win over Miami;
- He has now pushed his career total to 20 rushing touchdowns, which ties him for ninth in FSU history with Mark Lyles.

SHAW A SENIOR STAR

Senior wide receiver Kenny Shaw has been one of the most reliable and productive pass-catchers over the past three seasons and is in the midst of another outstanding campaign in 2013:

- The Orlando, Fla. native recorded his first 100-yard receiving game against Idaho with five receptions for 107 yards and two touchdowns;
- He ranks second on the team with 52 receptions and third with 929 receiving yards;
- Shaw is averaging career-bests of 71.5 receiving yards per game and 17.87 yards per reception;
- Among ACC receivers, Shaw is 10th in receiving yards per game and fifth in yards per reception;
- He matched his career-high with seven receptions against Syracuse and finished with 99 receiving yards – the sixth time this season he's compiled between 89-99 receiving yards;
- With 1,915 career receiving yards he is tied for 14th all-time at FSU with Rhett Dawson;
- Shaw's 122 career receptions rank 16th all-time among Seminoles, one behind Craphonso Thorpe;
- Shaw and Rashad Greene are the only receivers on the roster with at least 30 receptions in each of the last three seasons.

ALL ABOUT THE BENJAMIN

Redshirt sophomore receiver Kelvin Benjamin has used monstrous performances against Florida and Duke to continue his ascent as one of the nation's most dangerous receivers. The 6-foot-5, 234-pounder caught five passes for 119 yards and two touchdowns in the Seminoles' ACC Championship Game win over Duke:

- It was a strong encore performance to his career-high, nine reception, 212-yard performance at Florida, highlighted by three touchdowns;
- The Belle Glade, Fla. native has already eclipsed his 2012 season mark for touchdowns (14), receiving yards (957) and receptions (50) this year;
- He has caught at least one pass in 15 consecutive games – the longest streak of his career – in a stretch that extends to the final two games of the 2012 season;
- Benjamin caught at least one touchdown pass in eight of his last nine games, including multiple scores against Duke (2), Florida (3), Idaho (2) and Maryland (2);
- His 212-yard performance against Florida ranks as the eighth-most productive game in FSU history by a receiver and the best game ever by a Seminole versus the Gators;
- Benjamin's 14 TD receptions this season rank second on FSU's single-season list, just one behind leader Andre Cooper (15);
- The 14 touchdown receptions give him a share of fourth among all FBS receivers this season, while his 19.14 yards per reception rank 14th nationally.

MOVING THE CHAINS

Florida State converted 6 of 11 third-down attempts in its win over Duke, further improving its standing as one of the nation's best at moving the chains:

- The Noles rank third nationally in third-down conversions (55.17), converting 80 of 145 attempts;
- Only two FBS teams in the country have faced third down fewer times than FSU (145) this season;
- FSU has 338 first downs this season, which ranks 9th nationally;
- The Seminoles are 9th among FBS programs with 26.0 first downs per game;
- FSU was the last FBS team to attempt a fourth-down conversion when they successfully converted a fake punt against NC State.

NOTIN' THE DEFENSE

NO FLY ZONE - NATION'S BEST AGAINST THE PASS

- Florida State's pass defense ranks first in the nation (152.0 yards per game)
- The Florida State pass defense has forced three sub-100 yard passing performances already this season, including Nevada (86 yards), Bethune-Cookman (60 yards) and Wake Forest (63 yards).
 - The Seminoles also rank first nationally in team passing efficiency defense, with opponents showing just a 90.90 rating. The Noles are one of just five teams holding opposing passers to under a 100 pass efficiency rating and one of two from the ACC (Virginia Tech, 96.14).
 - Of the 208 passes completed against the Seminoles this season, just 18 of them have gone for 20 yards or more. Against Nevada, Clemson, NC State and Duke in the ACC Championship Game, Florida State limited each team to zero completions of 20 yards or greater.
 - FSU's 9.50 yards allowed per completion is the lowest in the country. Only three other schools have yielded less than 10.0 yards per completion this year: Vanderbilt (9.77), Bowling Green (9.86) and Oregon (9.94).

By The Numbers

1	FSU is the only school in the FBS to lead its respective conference in both total offense (529.4) and total defense (268.5). The Noles lead the nation in four defensive categories including INTs, passing yards allowed, scoring defense & passing eff. defense.
2	Twice this season the Noles have held an opponent to just one third-down conversion (Syracuse, Florida).
5	The Seminoles have allowed just five rushing TDs this season and 15 in the last 33 games. The five rushing scores allowed are tied for fewest in the nation (Iowa). FSU is one of 11 FBS schools to allow single-digit rushing TDs on the year.
5	Senior cornerback Lamarcus Joyner leads Florida State with five sacks. It is the most sacks by a member of the FSU secondary since former strong safety Bill Ragans also totaled five sacks in the 1990 season.
6	Florida State forced six interceptions in a 59-3 victory over Wake Forest on Nov. 9. The mark ties for the most interceptions by a Seminole defense with the 1991 team's six picks against Louisville.
8	Florida State's defense has recorded a school-record eight defensive TD's this season.
10.7	FSU is allowing just 10.7 points per game - tops in the nation. The Noles are slightly off the school record for the fewest points allowed per game since the 2000 team allowed just 10.3 points per game.
16/17	Through Florida State's 13-0 start to the season, 16 Seminoles have recorded at least one interception and 17 different Seminoles have recorded at least one sack.
25	The Noles have now recorded 25 interceptions this year after picking off two passes vs. Duke in the ACC title game to tie the single-season school record set twice, in 1968 and 1991. The ACC record is 30 set by Maryland in 1955.
34	FSU has forced 34 turnovers this season through 13 games, averaging 2.6 turnovers forced per outing. While last year's defense was prolific in many ways, the 2012 unit forced 21 turnovers. FSU ranks second nationally in turnovers gained in 2013.
35	FSU's defense has surrendered just 35 points in four games versus ranked opponents. The Seminoles allowed 14 points to Clemson and Miami, seven against Duke in the ACC title game in Charlotte and shut out Maryland.
75	Florida State has now forced 75 three-and-outs this season including a season-best 14 three-and-outs forced against Wake Forest.
96	Through 13 games this season, the Seminole defense has accounted for 96 negative yardage plays (not counting turnovers forced). FSU forced a season-high 14 negative-yardage plays against Idaho in an 80-14 victory.

NO GIVE ON THE GROUND

- Florida State has allowed just five rushing touchdowns in 13 games this season, tied for the fewest in the nation with Iowa.
- Breaking it down further, an FSU opponent this season is averaging one rushing touchdown for every 96.6 carries.
- Only one team, NC State, has scored two rushing TDs in a game versus FSU this season and that was in a 49-17 FSU win.
- Despite a change in defensive coordinators, the Seminole defense is nearly impenetrable on the ground, allowing 15 rushing TDs in the last 33 games.
- FSU's run defense is allowing an average of just 3.1 yards per carry, the eighth-lowest nationally.
- FSU has held an opponent to under 100 rushing yards six times in 2013 and in three straight games entering the BCS National Championship vs Auburn.

BROOKS A SECONDARY STAR

- Senior safety Terrence Brooks ranks fifth on the team in tackles with 50 in 12 starts this year. He sits fourth with 7.0 TFLs, while his two forced fumbles ranks third on the team.
- Brooks became the first Nole this season to post multiple interceptions when he intercepted NC State QB Brandon Mitchell on the second offensive play of the game on Oct. 26. Brooks also had a pick in the season-opener at Pitt.
- Brooks is tied for second on the team with four pass breakups this season, highlighted by two in FSU's season-opener at Pitt.
- He has two interceptions on the year and five for his career.

JERNIGAN A FORCE INSIDE

- Junior defensive tackle Timmy Jernigan has recorded 54 tackles, 10.5 TFL's and 4.5 sacks through 13 games this season. He is first among FSU linemen in tackles.
- Jernigan registered his first double-digit tackle game of his career in the ACC title game against Duke finishing with a career-high 10 tackles, surpassing his previous high of nine set against Georgia Tech in the 2012 ACC Championship Game.
- Jernigan was a candidate for the Rotary Lombardi Award, the Chuck Bednarik Award & the Outland Trophy.
- He led all defensive linemen with 46 tackles in 2012, the eighth-highest total on the team despite starting two of his 13 games played.
- The Lake City, Fla., native has 24.5 career TFL's.
- Jernigan started off his Florida State career on the right foot with Freshman All-America honors from several outlets after leading all interior linemen with 30 tackles.

TELVIN ALL OVER THE FIELD

- Senior linebacker Telvin Smith leads FSU with 75 tackles and is second with 9.5 tackles-for-loss after recording two TFLs in the ACC title game victory over Duke.
- Highlighting his season so far were two defensive scores: a 68-yard interception return for a touchdown on Bethune-Cookman's opening drive and a 79-yard INT score against Idaho. His third INT of the season came against Duke in Charlotte in the ACC Championship Game.
- Smith has led the Seminoles in tackles in four of the past 10 games, posting 10 wrap-ups against Boston College, five against Maryland, a season-high 11 tackles at Clemson and 10 more versus Miami.
- Smith has gotten to ball carriers in a variety of ways, even posting several tackles on kickoffs and punt returns.

ANALYZING FSU SHUTOUTS

- The Seminole defense was able to record its first shutout of the season against Maryland and its first since defeating Wake Forest, 52-0, on Sept. 15, 2012. Here is an analysis of FSU shutouts throughout the program's history:
- Overall, the Seminoles have posted 72 shutouts in 765 games played. That means nearly 1 in every 10.63 games played in FSU history has resulted in an FSU shutout.
 - In the Jimbo Fisher era, Florida State has recorded six shutouts on the defensive end. Prior to Fisher's arrival, FSU's previous six shutouts recorded spanned between 1998-08.
 - The Seminoles have shut out an opponent at least one time in each of the past four seasons. The last time FSU held such a streak was from 1977-81 when the Noles had at least one shutout in five consecutive seasons.
 - Twenty of Florida State's 72 shutouts have come since joining the ACC (beginning in 1992). Of the 20 shutouts, 13 have come in ACC games.
 - Of the other 13 ACC schools, FSU holds the most shutouts against Wake Forest with six.

NOTIN' THE DEFENSE

ODDS AND ENDS - FSU'S DEFENSE HAS BEEN DOMINANT

Florida State's defense has been dominant in a variety of ways:

- Opponents have been limited to just a 30 percent success rate (58-for-193) on third downs against FSU this season. The percentage ranks fifth in the country.
- The Seminoles continue to get big stops on third down. In 34 of their last 36 games played, Florida State has allowed opponents to convert third down at less than a 50 percent rate. The only schools to get past the mark were Florida (8-for-15) in 2012 and Bethune-Cookman (9-for-18) in 2013.
- The Noles have forced at least one turnover in 18 consecutive games. The last time Florida State did not force a turnover was in a 48-7 win over Duke on Oct. 27, 2012.
- With many players on the defensive two-deep earning playing time in an 80-14 win over Idaho on Nov. 23, FSU established a season-high 13 tackles-for-loss.
- Florida State's defensive performance against then-No. 25 Maryland on Oct. 5 resulted in a 63-0 win. It was the fifth time in school history the Seminoles shut out a Top 25 team, with the last coming on Oct. 18, 1997, in a 38-0 win over Georgia Tech.
- Florida State allowed zero touchdown passes to five of its nine ACC opponents including Duke in the ACC Championship Game, Maryland, NC State, Wake Forest and Syracuse.
- FSU leads the nation in four defensive categories entering the BCS National Championship Game against Auburn - INTs (25), passing yards allowed (152.0), scoring defense (10.7), and team passing efficiency defense (90.90). The Seminoles rank in the top 10 in five other categories including turnovers gained (2nd, 34), turnover margin (3rd, 1.3), total defense (3rd, 268.5), 3rd down conversion percentage defense (5th, .301), and first downs defense (9th, 207).
- The Noles did not allow a touchdown for 11 straight quarters of play until giving up a TD in the second quarter to Idaho on Nov. 23. Since a second quarter TD against Miami on Nov. 2, the Seminoles have allowed just four TDs in the last 22 quarters.

DIFFERENT TYPE OF SCORING DEFENSE

The statistic "scoring defense" measures which defense is the best at holding opposing offenses to the lowest points per game. However, the term could be confusing when thinking about how much this year's FSU defense does the actual scoring:

- Florida State's defense has recorded a school-record eight defensive TD's this season, eclipsing the previous school record of seven held in 1988.
- Freshman E.J. Levenberry's 78-yard interception return for a touchdown against Idaho gave the Noles the school mark for defensive touchdowns. In the same game, senior Telvin Smith's 79-yard INT score tied the record.
- This season, seven different defenders have scored touchdowns for Florida State.
- The Noles' defense has scored both ways this season, with five coming on interceptions and three on fumble recoveries.

NO CHALLENGE TOO BIG

The biggest testament to how good the FSU defense has been in 2013, besides its third-rated overall team defense, is the way this group has played against four top 25 teams (Maryland and Duke), including two teams in the top 10 (Clemson and Miami):

- Both Clemson (13) and Miami (39) are among the top 40 offenses in the nation.
- The FSU defense allowed an average of 84.5 yards a game on the ground versus those four ranked opponents.
- The defense recorded four fumbles, nine sacks and six interceptions in those four high profile games.
- Most impressively those four opponents scored a total of 14 points in the second half of those four games including a late fourth quarter touchdown with just over a minute left in the game by Duke in the ACC title game in Charlotte, N.C.

DEFENSE IGNITES OFFENSE

FSU's defense has forced 34 turnovers this season. The hard work on the defensive side has been an enormous benefit to a highly-talented offense, resulting in 30 scores off those turnovers:

- Twenty-five of Florida State's 34 turnovers forced have resulted in touchdowns. Seventeen of these TD's have been achieved by Jameis Winston and company, while eight others have been direct defensive scores by linebacker Telvin Smith (2), cornerback P.J. Williams, defensive end Mario Edwards Jr., freshman safety Jalen Ramsey, freshman corner Nate Andrews, redshirt freshman defensive end Chris Casher and freshman linebacker E.J. Levenberry.
- Five of FSU's takeaways resulted in a made field goal by kicker Roberto Aguayo (one each vs. Clemson, Miami, and Wake Forest; two vs. Florida).
- For the season, Florida State's offense has scored 134 points off turnovers while the FSU defense has accounted for 56 points (including made extra points) of its own.
- FSU enters the National Championship Game vs. Auburn ranked third nationally in turnover margin (1.3).

RAMSEY FIRST SINCE DEION

- Jalen Ramsey became the first true freshman to start at cornerback at Pitt on Sept. 2 since Deion Sanders got the nod against Kansas on Sept. 28, 1985.
- Ramsey is the first true freshman to start a season opener at cornerback since 1977, when Bobby Butler opened the season with a start against Southern Mississippi on Sept. 10.
- Ramsey had an interception versus the Panthers and is eighth on the team this season with 44 tackles.
- He recorded his first touchdown on a scoop-and-score vs. Wake Forest on Nov. 9.

NOLES LEAD NATION IN PICKS

First-year defensive coordinator Jeremy Pruitt is continuing to find ways to put his talented Seminole defenders in position to create turnovers.

- Picks by Telvin Smith (second in as many games) and Lamarcus Joyner against Duke in the ACC title game gives FSU 25 INTs this season which ties a single-season school record set on two previous occasions, in 1968 and 1991.
- FSU had a record-tying interception total of six against Wake Forest on Nov. 9. The mark ties for the most interceptions by a Seminole defense with the 1991 team's six picks against Louisville.
- With two interceptions versus Stephen Morris of Miami on Nov. 2, the Seminoles eclipsed their 2012 interception total through just eight games with 12. Last year, the FSU defense recorded 11 interceptions in 14 games.
- Freshman Nate Andrews has a team-high four interceptions, tied for fourth in the ACC and tied for 34th nationally.
- Sixteen Seminoles have picked off passes this season and six of those defenders have two picks or more. Last year six different Seminoles had an interception and only three Seminoles had more than one pick.
- FSU has recorded at least one interception in 11 of 13 games. The lone exceptions were in a 63-0 win over then No. 25 Maryland and a 37-7 win over rival Florida.

JOYNER LEADS DEFENSE

- Senior cornerback Lamarcus Joyner leads Florida State with five sacks and is behind only Telvin Smith with 64 tackles this season.
- The sturdy member of the Seminoles' secondary had one of the best performances of his career in FSU's 51-14 win over then-No. 3 Clemson. Joyner forced two fumbles, including one that led to a scoop-and-score, and added an 18-yard TFL and a pick. His three first half turnovers caused led to 17 FSU points in a 51-14 Seminole win.
- Joyner is tied for eighth in the ACC in forced fumbles per game.
- Joyner was one of three finalists for the Thorpe Award and was a finalist for the Bronko Nagurski Trophy.
- Joyner has played in every game at Florida State since arriving as a freshman in 2010, a total of 54 games.
- Joyner led the Noles in 2011 and 2012 in kick returns and kick return yardage, and is averaging 24.2 yards per return in his career.
- He returned to the cornerback spot for the first time since his freshman year in 2010. In his first year at safety in 2011 he recorded four interceptions, which tied for fourth in the conference.
- Joyner is one of six players in school history to begin his college career with USA Today Defensive Player of the Year accolades, joining Derrick Brooks (1990), Lamont Green (1993), David Warren (1996), Antonio Cromartie (2002) and current player Mario Edwards Jr. (2011).

NOTIN' CHRISTIAN JONES

- In 12 games played, Christian Jones has put together 49 tackles, 7.5 TFL's and a team-high six quarterback hurries while seeing more time at the defensive end position.
- Jones had 2.0 tackles for loss at Florida. His quarterback hurry against Wake Forest allowed Mario Edwards Jr. to record an interception following the pressure.
- Led Florida State with 95 tackles while playing at the weakside linebacker spot in 2012, which was seventh in the ACC.

NOTIN' SPECIAL TEAMS



147 Kicker Roberto Aguayo has scored more points (147) than Florida State's 13 opponents (139).

95.0 Aguayo has made 95.0 percent of his field goal attempts this season (19 of 20). He is looking to top the FSU record held by former 'Nole and Lou Groza Award winner Graham Gano (92.3, 24 of 26) in 2008.

99.1 Aguayo has made 99.1 percent of his total kicks this season (109 of 110), converting all 90 PAT's to go along with 19 of 20 field goals.

90 Aguayo has made a single-season FBS best 90 consecutive PAT's, eclipsing the previous mark of 78 consecutive set by Matt Hogan of Houston in 2011. The record for PAT's made in a single season *without a miss* was 77 by Art Carmody of Louisville in 2004. The record for PAT's made in a single season is 94 by Jimmy Stevens of Oklahoma in 2008.

1 Aguayo has made an ACC and FSU record 90 PAT's. He surpassed former Florida State kicker Scott Bentley (67 PAT's made in 1995) to set the all-time single season record.

11.3 Aguayo is the nation's leading scorer among kickers AND among freshmen (11.3 points per game). He is fourth nationally in scoring average among all players at all positions.

1 Aguayo leads the ACC in scoring with 147 points and an 11.3 points per game scoring average. He is looking to become the sixth Seminole to lead the ACC in scoring and the second consecutive, following Dustin Hopkins in 2012. He is also the ACC leader in scoring in conference games only (10.7 ppg) and is the only player in ACC play who is averaging in double figure points scored per game.

8 Aguayo has outscored eight of the Seminoles' 13 opponents by himself (Duke, Florida, Syracuse, Wake Forest, Clemson, Maryland, Bethune-Cookman and Nevada) and finished tied (14-14) with Idaho.

10 Kicker Roberto Aguayo needs 10 points to become the single-season college football scoring leader by a kicker with 157 points. The single-season record is 156 by Quinn Sharp of Oklahoma State in 2012.

MORE NUMBERS OF NOTE

126 Florida State has not allowed a kickoff to be returned for a touchdown since Sept. 25, 2004 – a span of 126 games – the longest streak in the nation. TCU owned the streak before allowing a kick return for a TD on November 9.

34.4 Freshman Kermit Whitfield is Florida State's team leader with 13 kickoff returns for 447 yards and a 34.4 yards per return average.

6 Whitfield is the sixth FSU true freshman in school history to return a kick for a touchdown (97 yards vs. Wake Forest), joining Tamarick Vanover (2, 1992), Leon Bright (1974), Billy Allen (1981), Greg Allen (1981) and Leon Washington (2002).

AGUAYO WINS GROZA AWARD

Redshirt freshman Roberto Aguayo was named winner of the Lou Groza Award, presented to the nation's top place-kicker. The Mascotte, Fla. native joins former Seminoles Sebastian Janikowski (1998-99) and Graham Gano (2008) in the prestigious club.

- Ranks first in the ACC and fourth in the NCAA in scoring at 11.3 points per game;
- His 147 points scored rank third among all FBS players and tops among kickers;
- Already holds the ACC record for extra points in a single season with 90, racing past the old mark of 67 (FSU 1995) against Syracuse in the 10th game of the season;
- Made the first 70 kicks of his career (58-58 PATs and 12-12 FGs) to set an FSU record for consecutive kicks made;
- Nailed a career-best 53-yard field goal against Syracuse;
- Aguayo was the ACC Specialist of the Week for Week 3 after scoring 14 points (eight PAT's and two FG's) in a 62-7 win over Nevada on Sept. 14;
- Has made 90-of-90 extra points - the NCAA record for perfect extra points in a season is 77-of-77 by Louisville's Art Carmody in 2004.
- Began his collegiate career by scoring 11 points in the Seminoles' 41-13 win at Pitt.
- Against Pitt, became the first FSU kicker not named Dustin Hopkins to attempt a field goal since Graham Gano against Wisconsin on Dec. 27, 2008 in the Champs Sports Bowl.
- Named a Lou Groza Star of the Week on Oct. 21.

ACC and FSU Scoring Record

Player, School	Year	Pts
1. Roberto Aguayo, FSU	2013	147
2. Dustin Hopkins, FSU	2012	140

2013 NCAA Scoring (All Positions)

Player, School	Pts
1. Keenan Reynolds, QB, Navy	176
2. Kapri Bibbs, RB, Colorado State	168
3. Roberto Aguayo, K, FSU	147

NCAA Single-Season Scoring Record (Kickers)

Player, School	Year	Pts
1. Quinn Sharp, Ok. State	2012	156
2. Dan Bailey, Ok. State	2010	149
3. Roberto Aguayo, FSU	2013	147
4. Tyler Jones, Boise State	2004	141
5. Dustin Hopkins, FSU	2012	140


KERMIT SEEING GREEN

Explosive freshman wide receiver/kick returner Kermit Whitfield is averaging 34.4 yards per kick return (447 yards on 13 returns) - a mark that would lead the nation if he had the minimum 1.2 returns per game. Other notable Kermit facts:

- Had only one kickoff return at Wake Forest, but took it back 97 yards for a touchdown. It marked the first time FSU had returned a kickoff for a touchdown since Michael Ray Garvin brought one back against Colorado in 2008;
- Has five returns of over 40 yards – 97 at Wake Forest, 58 vs. Idaho, 44 vs. Duke in the ACC Championship Game, 43 at Clemson and 41 against Bethune-Cookman;
- Whitfield has 646 all-purpose yards on 21 touches (447 on 13 kickoff returns, 89 on five receptions and 110 on three rushes) for a team-leading 30.8 yards per touch average.

TWO THOUSAND THIRTEEN

FLORIDA STATE FOOTBALL



POSTSEASON AWARDS
2013 SEASON IN REVIEW
SEASON STATITISTICS



2013 POSTSEASON AWARDS

JAMEIS WINSTON (QB)

Heisman Memorial Trophy winner
 Consensus All-American
 Davey O'Brien National Quarterback Award winner
 Walter Camp Football Foundation Player of the Year
 College Football Performance Awards National Freshman of the Year
 Associated Press First-Team All-American
 FWAAs First-Team All-American
 USA TODAY Sports First-Team All-American
 ACC Player of the Year (media)
 ACC Player of the Year (coaches)
 ACC Offensive Player of the Year (media)
 ACC Offensive Player of the Year (coaches)
 ACC Rookie of the Year (media)
 ACC Rookie of the Year (coaches)
 ACC Offensive Rookie of the Year (media)
 ACC Offensive Rookie of the Year (coaches)
 First-Team All-ACC (media)
 First-Team All-ACC (coaches)
 Athlon Sports First-Team All-American
 Athlon Sports Offensive Player of the Year
 Athlon Sports First-Team All-ACC
 Athlon Sports First-Team Freshman All-American
 Bleacher Report First-Team All-American
 College Football News Offensive Freshman of the Year
 College Football News First-Team Freshman All-American
 Walter Camp Football Foundation Second-Team All-American
 CampusInsiders.com Offensive Freshman of the Year
 CampusInsiders.com First-Team All-Freshman
 Sporting News Player of the Year
 Sporting News First-Team All-American
 Sporting News Freshman All-American
 SB Nation First-Team All-American
 SB Nation Offensive Player of the Year
 SB Nation ACC Offensive Player of the Year
 Sporting News All-ACC
 ESPN.com All-ACC
 ESPN.com All-American
 CBSSports.com Offensive Player of the Year
 CBSSports.com First-Team All-American
 SI.com First-Team All-American
 Lindy's First-Team All-American
 Lindy's Offensive Player of the Year
 Maxwell Award finalist
 Manning Award finalist

LAMARCUS JOYNER (CB)

Unanimous All-American
 Associated Press First-Team All-American
 AFCA First-Team All-American
 Sporting News First-Team All-American
 Walter Camp Football Foundation First-Team All-American
 FWAAs First-Team All-American
 First-Team All-ACC (media)
 First-Team All-ACC (coaches)
 Bleacher Report First-Team All-American
 USA TODAY Sports First-Team All-American
 Sporting News All-ACC
 Athlon Sports First-Team All-ACC
 ESPN.com All-ACC
 ESPN.com All-American
 SB Nation Second-Team All-American
 CBSSports.com Second-Team All-American
 SI.com First-Team All-American
 Lindy's First-Team All-American
 Ultimate Herbie Award winner
 Jim Thorpe Award finalist
 Bronko Nagurski Award finalist

ROBERTO AGUAYO (PK)

Lou Groza Collegiate Place-Kicker Award winner
 Associated Press First-Team All-American
 Walter Camp Football Foundation First-Team All-American
 FWAAs First-Team All-American
 First-Team All-ACC (coaches)
 Second-Team All-ACC (media)
 College Football News First-Team Freshman All-American
 USA TODAY Sports First-Team All-American
 CampusInsiders.com First-Team All-Freshman
 Athlon Sports First-Team All-ACC
 Athlon Sports First-Team Freshman All-American
 Sporting News Freshman All-American
 Sporting News All-ACC
 CBSSports.com First-Team All-American
 SI.com Honorable Mention All-American
 Lindy's First-Team All-American

TIMMY JERNIGAN (NG)

FWAA First-Team All-American
 Associated Press Second-Team All-American
 Second-Team All-ACC (media)
 First-Team All-ACC (coaches)
 USA TODAY Sports Second-Team All-American
 Athlon Sports First-Team All-ACC
 Sporting News All-ACC
 ESPN.com All-ACC
 ESPN.com All-American
 CBSSports.com Second-Team All-American
 SI.com Second-Team All-American
 Lindy's Third-Team All-American

CAMERON ERVING (LT)

Jacobs Blocking Trophy winner
 Sporting News First-Team All-American
 FWAAs First-Team All-American
 Associated Press Second-Team All-American
 Walter Camp Football Foundation Second-Team All-American
 First-Team All-ACC (media)
 First-Team All-ACC (coaches)
 USA TODAY Sports First-Team All-American
 Athlon Sports First-Team All-ACC
 SB Nation Second-Team All-American
 Sporting News All-ACC
 ESPN.com All-ACC
 CBSSports.com Second-Team All-American
 SI.com First-Team All-American
 Lindy's Second-Team All-American

BRYAN STORK (C)

Rimington Trophy winner
 Associated Press First-Team All-American
 FWAAs First-Team All-American
 Walter Camp Football Foundation Second-Team All-American
 First-Team All-ACC (media)
 First-Team All-ACC (coaches)
 Athlon Sports First-Team All-ACC
 SB Nation Second-Team All-American
 ESPN.com All-ACC
 ESPN.com All-American
 CBSSports.com Third-Team All-American
 SI.com Second-Team All-American
 Lindy's First-Team All-American

NATE ANDREWS (S)

Third-Team All-ACC (media)
 College Football News Second-Team Freshman All-American
 CampusInsiders.com Second-Team All-Freshman
 247Sports.com Second-Team True Freshman All-American
 Athlon Sports Third-Team Freshman All-American

KELVIN BENJAMIN (WR)

Third-Team All-ACC (media)
 Second-Team All-ACC (coaches)
 College Football News Second-Team Sophomore All-American
 SI.com First-Team All-American

TERRENCE BROOKS (S)

Second-Team All-ACC (media)
 First-Team All-ACC (coaches)
 CBSSports.com First-Team All-American
 ESPN.com All-ACC
 SI.com Honorable Mention All-American
 Lindy's Third-Team All-American

MARIO EDWARDS JR. (DE)

Third-Team All-ACC (media)
 Third-Team All-ACC (coaches)

DEVONTA FREEMAN (RB)

First-Team All-ACC (media)
 First-Team All-ACC (coaches)
 Sporting News All-ACC

RASHAD GREENE (WR)

First-Team All-ACC (media)
 First-Team All-ACC (coaches)
 Athlon Sports First-Team All-ACC
 ESPN.com All-ACC

BOBBY HART (RT)

Honorable Mention All-ACC (media)
 Honorable Mention All-ACC (coaches)

TRE' JACKSON (RG)

First-Team All-ACC (media)
 First-Team All-ACC (coaches)
 Athlon Sports First-Team All-ACC
 Sporting News All-ACC
 ESPN.com All-ACC
 CBSSports.com Second-Team All-American
 SI.com Honorable Mention All-American

CHRISTIAN JONES (LB)

Second-Team All-ACC (media)
 Second-Team All-ACC (coaches)
 Athlon Sports First-Team All-ACC

JOSUE MATIAS (LG)

Third-Team All-ACC (media)
 Second-Team All-ACC (coaches)

NICK O'LEARY (TE)

Second-Team All-ACC (media)
 Second-Team All-ACC (coaches)
 CBSSports.com Third-Team All-American
 Lindy's Third-Team All-American
 John Mackey Award finalist

JALEN RAMSEY (S)

College Football News First-Team Freshman All-American
 CampusInsiders.com First-Team All-Freshman
 247Sports.com First-Team True Freshman All-American
 Athlon Sports First-Team Freshman All-American

KENNY SHAW (WR)

Honorable Mention All-ACC (media)
 Third-Team All-ACC (coaches)

TELVIN SMITH (LB)

Second-Team All-ACC (media)
 First-Team All-ACC (coaches)
 Athlon Sports First-Team All-ACC
 Sporting News All-ACC
 ESPN.com All-ACC
 SI.com Honorable Mention All-American

TERRANCE SMITH (LB)

Honorable Mention All-ACC (media)
 College Football News Second-Team Sophomore All-American

JAMES WILDER JR. (RB)

Honorable Mention All-ACC (media)

P.J. WILLIAMS (CB)

Honorable Mention All-ACC (media)
 College Football News Honorable Mention Sophomore All-American

2013 SEASON RECAPS & BOX SCORES

GAME 1, SEPT. 2
(11/12) FLORIDA STATE 41,
PITT 13
PITTSBURGH, PA.



- Redshirt freshman quarterback Jameis Winston sparkled in his debut as a Seminole. Winston completed 25-of-27 passes for 356 yards and four touchdowns. He also rushed eight times for 25 yards and one score. His 92.6-percent completion percentage set a school record.
- Junior wide receivers Rashad Greene led all receivers with 126 yards on eight receptions and added a score.
- Junior tight end Nick O'Leary caught four balls for 47 yards and converted three of those receptions into touchdowns - tying the FSU mark for TDs by a tight end.
- The running back duo of Devonta Freeman and James Wilder Jr. combined for 110 yards rushing on 19 carries.
- Florida State racked up 533 yards of total offense and converted 7-of-11 on third downs.
- Defensive Coordinator Jeremy Pruitt's new-look defense held Pittsburgh to 297 yards and forced two turnovers.
- Freshman cornerback Jalen Ramsey nabbed his first career start. He and senior safety Terrence Brooks each had an interception.
- The Seminoles allowed an 80-yard touchdown drive to open the game, but gave up just 217 yards and six points over the next 49:10 of game action.
- Senior cornerback Lamarcus Joyner led the team with nine tackles and two sacks.
- Senior linebackers Christian Jones and Telvin Smith each had eight tackles.
- Redshirt freshman Roberto Aguayo made the first two field goals of his collegiate career.

	1	2	3	4	F
Florida State	7	21	6	7	41
Pitt	7	3	3	0	13

SCORING SUMMARY

First Quarter

10:50 UP Garner, M. 4 yd pass from Savage, T. (Blewitt, C. kick), FS 0 - UP 7
 04:11 FS N. O'Leary 24 yd pass from J. Winston (R. Aguayo kick), FS 7 - UP 7

Second Quarter

13:41 FS O'Leary 2 yd pass from Winston (Aguayo kick), FS 14 - UP 7
 09:18 UP Blewitt 28 yd field goal, FS 14 - UP 10
 02:13 FS Winston 5 yd run (Aguayo kick), FS 21 - UP 10
 00:38 FS R. Greene 23 yd pass from Winston (Aguayo kick), FS 28 - UP 10

Third Quarter

11:08 FS Aguayo 22 yd field goal, FS 31 - UP 10
 04:43 UP Blewitt 39 yd field goal, FS 31 - UP 13
 01:12 FS Aguayo 28 yd field goal, FS 34 - UP 13

Fourth Quarter

09:32 FS O'Leary 10 yd pass from Winston (Aguayo kick), FS 41 - UP 13

TEAM STATISTICS

	FS	UP
FIRST DOWNS	24	16
RUSHES-YARDS (NET)	34-156	27-96
PASSING YDS (NET)	377	201
Passes Att-Comp-Int	29-27-0	28-15-2
TOTAL OFFENSE PLAYS-YARDS	63-533	55-297
Fumble Returns-Yards	0-0	0-0
Punt Returns-Yards	1-26	0-0
Kickoff Returns-Yards	3-56	7-138
Interception Returns-Yards	2-31	0-0
Punts (Number-Avg)	2-37.0	3-54.3
Fumbles-Lost	2-0	0-0
Penalties-Yards	7-70	4-26
Possession Time	35:08	24:52
Third-Down Conversions	7 of 11	2 of 8
Fourth-Down Conversions	0 of 0	0 of 1
Red-Zone Scores-Chances	5-5	2-3
Sacks By: Number-Yards	3-36	2-9
Attendance: 65,500		

RUSHING: Florida State-Wilder Jr. 10-58; Freeman 9-52; Winston 8-25; Abram 2-13; Green 5-8. PITT-Boyd 3-54; Bennett 9-35; Conner 9-34; Ibrahim 1-0; Savage 5-minus 27.

PASSING: Florida State-Winston 25-27-0-356; Coker 2-2-0-21. PITT-Savage 15-28-2-201.

RECEIVING: Florida State-Greene 8-126; Benjamin 5-73; Shaw 4-94; O'Leary 4-47; Freeman 2-11; Abram 2-11; Jones 1-15; Green 1-0. PITT-Street 6-141; Bennett 3-8; Boyd 2-26; Garner 2-11; Holtz 1-8; Parrish 1-7.

TACKLES (UA-A): Florida State-Joyner 7-2; Smith 7-1; Jones 4-4; Hunter 4-1; Brooks 3-1; Ramsey 3-1; Jernigan 2-2; Edwards Jr. 3-0; Eligwe 2-0; Williams 2-0; Waisome 1-0; Aguayo 1-0; McAllister 0-1; McDaniel 0-1. PITT-Vinopal 8-1; Gonzalez 7-1; Gordon 3-5; Hendricks 4-2; Pitts 4-1; Ezell 3-0; Soto 3-0; Donald 2-1; Bradley 2-1; Render 1-2; Williams 2-0; Coles 2-0; Howard 2-0; Galambos 0-2; Webb 1-0; Lewis 1-0; Durham 1-0; King 1-0; Christian 1-0; Thomas 1-0; Grigsby 1-0; Murphy 0-1; Price 0-1; Smith 0-1; Jarrett 0-1.

GAME 2, SEPT. 14
(10/9) FLORIDA STATE 62,
NEVADA 7
TALLAHASSEE, FLA.



- Redshirt freshman quarterback Jameis Winston started the game just 2-of-5 and tossed his first interception of the season in the second quarter. He rebounded to complete 13 consecutive passes and finished the game 15-of-18 for 214 yards, two passing touchdowns and one rushing score.
- FSU trailed 7-3 in the second quarter, but scored 59 straight points to end the game.
- The Seminoles got rolling late in the second quarter when Winston found senior wide receiver Kenny Shaw and junior wide receiver Rashad Greene for 24-yard touchdowns that sent FSU into halftime with a 17-7 lead.
- On the first play of the third quarter, junior running back Devonta Freeman rushed 60 yards to the Nevada 6-yard line and then punched in the score on the next play.
- Freeman (109 yards) and classmate Karlos Williams (110 yards) led a potent FSU rushing attack that rolled 377 yards on the ground against the Wolfpack.
- Williams, who just moved from safety to running back, scored a 65-yard touchdown on his first ever carry in the third quarter.
- The Noles scored four rushing touchdowns in the third quarter as junior running back James Wilder, Jr. (1-yard TD) and Winston (10-yard TD) joined Freeman and Williams.
- Junior safety Tyler Hunter had an interception, while redshirt freshman kicker Roberto Aguayo remained perfect on the season, nailing two field goals and all eight of his extra point attempts.
- Senior defensive backs Terrence Brooks and Lamarcus Joyner each made a team-best six stops.

	1	2	3	4	F
Nevada	0	7	0	0	7
Florida State	3	14	31	14	62

SCORING SUMMARY

First Quarter

06:19 FS R. Aguayo 23 yd field goal, NEV 0 - FS 3

Second Quarter

11:31 NEV B. Wimberly 11 yd pass from D. Combs (B. Zuzo kick), NEV 7 - FS 3
 03:21 FS K. Shaw 24 yd pass from J. Winston (Aguayo kick), NEV 7 - FS 10
 00:38 FS R. Greene 24 yd pass from Winston (Aguayo kick), NEV 7 - FS 17

Third Quarter

14:29 FS D. Freeman 6 yd run (Aguayo kick), NEV 7 - FS 24
 12:47 FS K. Williams 65 yd run (Aguayo kick), NEV 7 - FS 31
 10:06 FS J. Wilder Jr. 1 yd run (Aguayo kick), NEV 7 - FS 38
 04:41 FS J. Winston 10 yd run (R. Aguayo kick), NEV 7 - FS 45
 00:58 FS R. Aguayo 33 yd field goal, NEV 7 - FS 48

Fourth Quarter

07:11 FS F. Stevenson 1 yd run (Aguayo kick), NEV 7 - FS 55
 02:48 FS R. Green 1 yd run (Aguayo kick), NEV 7 - FS 62

TEAM STATISTICS

	NEV	FS
FIRST DOWNS	13	29
RUSHES-YARDS (NET)	38-128	41-377
PASSING YDS (NET)	86	240
Passes Att-Comp-Int	24-13-1	22-17-1
TOTAL OFFENSE PLAYS-YARDS	62-214	63-617
Fumble Returns-Yards	0-0	0-0
Punt Returns-Yards	0-0	7-82
Kickoff Returns-Yards	7-151	2-54
Interception Returns-Yards	1-10	1-27
Punts (Number-Avg)	9-45.9	1-53.0
Fumbles-Lost	0-0	0-0
Penalties-Yards	7-80	6-45
Possession Time	33:01	26:59
Third-Down Conversions	4 of 14	6 of 10
Fourth-Down Conversions	0 of 1	0 of 0
Red-Zone Scores-Chances	1-2	7-7
Sacks By: Number-Yards	1-11	0-0
Attendance: 73,847		

RUSHING: Nevada-SOLOMON 26-108; LYTLE 6-16; COMBS 2-7; TENPENNY 1-2; TEAM 1-minus 1; MCLAURIN, Nate 2-minus 4. Florida State-Williams 8-110; Freeman 9-109; R. Green 5-78; Wilder Jr. 6-45; Coker 1-12; Stevenson 3-10; Winston 4-8; Maguire 1-6; Terrell 1-4; Ponder 1-0; TEAM 2-minus 5.

PASSING: Nevada-STEWART 7-15-1-49; COMBS, Devin 6-9-0-37. Florida State-Winston 15-18-1-214; Coker 2-4-0-26.

RECEIVING: Nevada-WIMBERLY 5-23; BRADLEY 3-23; TURNER 3-18; ARENDSE 2-22. Florida State-Shaw 6-94; Greene 3-39; Benjamin 2-37; O'Leary 2-16; C.Green 1-19; Whitfield 1-16; Stevenson 1-10; Wilder Jr. 1-9.

TACKLES (UA-A): Nevada-MCNEAL 6-4; GARRETT 4-2; MITCHELL 3-2; LYONS 2-3; BERTRANDO 1-4; HEKKING 4-0; JONES 3-1; SMITH 2-2; KEETON 2-2; FAVORS 1-3; YATES 2-1; DE KONING 2-1; REYNOSO 1-2; DOBRICH 0-3. Florida State-Brooks 5-1; Joyner 2-4; Ramsey 5-0; Jones 1-4; McDaniel 4-0; Smith 3-1; Edwards Jr. 2-2; McAllister 0-4; Eligwe 3-0; Hicks 1-2; Jernigan 1-2; Northrup 2-0; Goldman 1-1; Walker 1-1; Smith 0-2.

2013 SEASON RECAPS & BOX SCORES

GAME 3, SEPT. 21
(8/8) FLORIDA STATE 54,
BETHUNE-COOKMAN 6
TALLAHASSEE, FLA.



- Florida State moved to 3-0 on the season by totaling 492 yards of total offense, while holding Bethune-Cookman to just 242 yards.
- Senior linebacker Telvin Smith put Florida State on the scoreboard first with a 68-yard interception return with 8:39 left in the first quarter.
- The Seminoles also got a safety and a career-best 45-yard field goal from Roberto Aguayo before scoring their first offensive touchdown at the 12:11 mark in the second quarter.
- FSU went ahead 19-0 after redshirt freshman Jameis Winston eluded a sack by tossing a defender off and throwing an 11-yard touchdown strike to redshirt sophomore wide receiver Kelvin Benjamin.
- Winston also found junior wide receiver Rashad Greene for a 19-yard score to open the third quarter and finished 10-of-19 for 148 yards.
- Junior running back Devonta Freeman tallied 112 yards on the ground for his second straight game exceeding the century mark in rushing, while classmate Karlos Williams added two running scores in the third quarter.
- Senior wide receiver Kenny Shaw totaled a team-best 89 receiving yards.
- Aguayo extended his streak of kicks made to start a career to 25.
- Sophomore linebacker Terrance Smith made the most of his first career start, recording 12 tackles and one sack.
- Redshirt freshman Chris Casher and true freshman Matthew Thomas each had two tackles for a loss.
- Casher finished with 10 stops and classmate Ukeme Eligwe nabbed six tackles.

	1	2	3	4	F
Bethune-Cookman	0	0	6	0	6
Florida State	10	23	21	0	54

SCORING SUMMARY
First Quarter

- 08:39 FS Tel. Smith 68 yd interception return (R. Aguayo kick), BCU 0 - FS 7
- 02:33 FS Aguayo 45 yd field goal, BCU 0 - FS 10
- Second Quarter**
- 13:50 FS TEAM safety, BCU 0 - FS 12
- 12:11 FS K. Benjamin 11 yd pass from J. Winston (Aguayo kick), BCU 0 - FS 19
- 05:49 FS J. Wilder Jr. 2 yd run (Aguayo kick), BCU 0 - FS 26
- 01:13 FS D. Freeman 1 yd run (Aguayo kick), BCU 0 - FS 33
- Third Quarter**
- 13:39 FS R. Greene 19 yd pass from Winston (Aguayo kick), BCU 0 - FS 40
- 08:21 BCU Wilson 7 yd run (Cagle kick failed), BCU 6 - FS 40
- 06:15 FS K. Williams 3 yd run (Aguayo kick), BCU 6 - FS 47
- 00:46 FS K. Williams 1 yd run (Aguayo kick), BCU 6 - FS 54

	BCU	FS
FIRST DOWNS	18	26
RUSHES-YARDS (NET)	56-182	36-266
PASSING YDS (NET)	60	226
PASSES ATT-COMP-INT	17-8-1	25-13-0
TOTAL OFFENSE PLAYS-YARDS	73-242	61-492
FUMBLE RETURNS-YARDS	0-0	0-0
PUNT RETURNS-YARDS	1-6	0-0
KICKOFF RETURNS-YARDS	7-104	3-86
INTERCEPTION RETURNS-YARDS	0-0	1-68
PUNTS (NUMBER-AVG)	8-39.1	3-39.0
FUMBLES-LOST	2-0	1-1
PENALTIES-YARDS	8-59	3-25
POSSESSION TIME	35:59	24:01
THIRD-DOWN CONVERSIONS	9 OF 18	2 OF 6
FOURTH-DOWN CONVERSIONS	0 OF 0	0 OF 0
RED-ZONE SCORES-CHANCES	1-1	6-7
SACKS BY: NUMBER-YARDS	1-4	3-29

RUSHING: Bethune-Cookman-Jordan 15-81; Wilson 12-41; Green 10-28; White 7-13; Williams 7-11; Dixon 5-8. **Florida State-** Freeman 10-112; Williams 9-83; Wilder Jr. 8-56; Winston 3-11; Green 5-8; Coker 1-minus 4.

PASSING: Bethune-Cookman-Wilson 5-10-0-37; Williams 3-7-1-23. **Florida State-** Winston 10-19-0-148; Coker 3-6-0-78.

RECEIVING: Bethune-Cookman-Poole 3-46; Murphy 2-9; Baker 1-5; Monroe 1-0; Terry 1-0. **Florida State-** Shaw 4-89; Greene 4-44; Benjamin 2-26; Green 2-25; Whitfield 1-42.

TACKLES (UA-A): Bethune-Cookman-Drayton 5-6; Addison 1-6; Bryant 5-0; Williams 2-2; Hanks 2-2; Borgella, J. 3-0; Marcellon 2-1; Williams 1-2. **Florida State-** Ter. Smith 5-7; Casher 6-4; Eligwe 2-4; Levenberry 3-2; Brooks 3-2; Tel. Smith 2-3; Northrup 2-3; McDaniel 2-2; K. Smith 2-2; Thomas 3-0; Joyner 1-2; Ramsey 1-2; Walker 0-3; Hunter 2-0; Shanks 1-1; Mitchell 1-1; Hicks 0-2.

GAME 4, SEPT. 28
(8/8) FLORIDA STATE 48,
BOSTON COLLEGE 34
CHESTNUT HILL, MASS.



- FSU extended its win streak over ACC foes to nine with the victory. The Seminoles are now 4-0 for the second straight season.
- With his second-ever 300 yard passing game, Jameis Winston improved to 4-0 as a starter with 12 touchdown passes, two touchdown runs, two interceptions and zero lost fumbles.
- FSU trailed 17-3 in the second quarter, but Winston threw three touchdowns in the quarter to give FSU a 24-17 lead at halftime.
- Winston's 55-yard hail mary touchdown pass to Kenny Shaw to end the first half featured the quarterback eluding two would-be sack attempts before throwing a bullet as time expired.
- Roberto Aguayo extended his streak of made kicks (either field goals or PATs) to 33 with two fields and six PATs. That streak is a school record for made kicks to start a career breaking the previous mark of 29 set by Derek Schmidt in 1984.
- Three of the four longest completions of freshman Jameis Winston's career came in the game. The Alabama native completed passes of 56, 55, and 41 yards.
- Rashad Greene hauled in his second TD of the game in the third quarter to give him 18 career receiving TDs. After his second receiving TD of the day, Greene has 21 career TD's on 147 touches. Greene now has caught a TD in five straight games for the second time in his career.
- Nate Andrews and P.J. Williams both recorded second-half interceptions against Boston College. The 'Noles now have at least one interception in each of their four games this season.

	1	2	3	4	F
Florida State	3	21	14	10	48
Boston College	14	3	10	7	34

SCORING SUMMARY
First Quarter

- 09:58 BC Moore 6 yd pass from Rettig (Freese kick), FS 0 - BC 7
- 06:34 FS R. Aguayo 40 yd field goal, FS 3 - BC 7
- 01:46 BC Sinkovec 3 yd pass from Rettig (Freese kick), FS 3 - BC 14
- Second Quarter**
- 11:19 BC Freese 24 yd field goal, 8-55 4:04, FS 3 - BC 17
- 10:35 FS R. Greene 56 yd pass from J. Winston (Aguayo kick), FS 10 - BC 17
- 01:49 FS C. Abram 10 yd pass from Winston (Aguayo kick), FS 17 - BC 17
- 00:00 FS K. Shaw 55 yd pass from Winston (Aguayo kick), FS 24 - BC 17
- Third Quarter**
- 11:52 BC Freese 24 yd field goal, FS 24 - BC 20
- 09:06 FS Greene 10 yd pass from Winston (Aguayo kick), FS 31 - BC 20
- 03:42 FS K. Williams 1 yd run (Aguayo kick), FS 38 - BC 20
- 02:10 BC Willis 52 yd pass from Rettig (Freese kick), FS 38 - BC 27
- Fourth Quarter**
- 14:07 FS Aguayo 20 yd field goal, FS 41 - BC 27
- 13:41 FS P.J. Williams 20 yd interception return (Aguayo kick), FS 48 - BC 27
- 09:44 BC Moore 17 yd pass from Rettig (Freese kick), FS 48 - BC 34

	FS	BC
FIRST DOWNS	24	22
RUSHES-YARDS (NET)	36-159	45-200
PASSING YDS (NET)	330	197
PASSES ATT-COMP-INT	27-17-1	28-18-2
TOTAL OFFENSE PLAYS-YARDS	63-489	73-397
FUMBLE RETURNS-YARDS	0-0	0-0
PUNT RETURNS-YARDS	0-0	2-53
KICKOFF RETURNS-YARDS	1-17	6-162
INTERCEPTION RETURNS-YARDS	2-55	1-16
PUNTS (NUMBER-AVG)	4-40.0	4-35.0
FUMBLES-LOST	1-0	0-0
PENALTIES-YARDS	5-44	3-44
POSSESSION TIME	26:44	33:16
THIRD-DOWN CONVERSIONS	4 OF 11	3 OF 13
FOURTH-DOWN CONVERSIONS	0 OF 0	2 OF 3
RED-ZONE SCORES-CHANCES	4-4	5-6
SACKS BY: NUMBER-YARDS	3-22	4-29

RUSHING: Florida State-Winston 14-67; Freeman 9-49; Williams 6-22; Wilder Jr. 6-15; Abram 1-6. **Boston College-** Williams 28-149; Willis 5-28; Amidon 3-19; Rettig 9-4.

PASSING: Florida State-Winston 17-27-1-330. **Boston College-**Rettig 18-28-2-197.

RECEIVING: Florida State-Shaw 4-93; Greene 4-90; Benjamin 3-103; Wilder Jr. 2-18; Abram 2-15; O'Leary 1-14; Green 1-minus 3. **Boston College-**Amidon 7-42; Moore 4-69; Miller 2-34; Parsons, C 2-23; Dudeck 1-20; Crimmins 1-6; Sinkovec 1-3.

TACKLES (UA-A): Florida State-Tel.Smith 6-4; Ramsey 7-0; Brooks 5-2; Jernigan 5-2; C. Jones 5-2; Joyner 6-0; Hollin 3-1; P.J. Williams 2-2; Andrews 2-2; Goldman 2-2; McAllister 0-4; Eligwe 3-0; LawrenceStamp 2-1; McDaniel 2-1; Hicks 1-2; **Boston College-**Jones 4-3; Divitto 3-3; Rositano 3-2; Edeballi 3-2; Daniels 2-3; Keyes 3-1; Pierre-Louis 2-2; Asprilla 3-0; Ramsey 2-1; Abdesmad 2-1; Sylvia 1-2.

GAME 5, OCT. 5
(7/7) FLORIDA STATE 63,
(25/NR) MARYLAND 0
TALLAHASSEE, FLA.



- No. 8 Florida State's 63-0 victory over No. 25 Maryland marks FSU's most lopsided Top 25 win in school history. The previous high in point differential against a Top 25 team was a 59-0 victory over then-No. 15 South Carolina on Nov. 5, 1988, on the road in Columbia, S.C. FSU is now 91-87-4 vs. AP Top 25 teams.
- Florida State's 63-0 win over No. 25 Maryland was the Seminoles' first shutout win over a Top 25 team since winning 38-0 over Georgia Tech on Oct. 18, 1997, in Tallahassee. It also tied the all-time mark for margin of victory against a ranked opponent in college football history.
- Florida State's 63 points scored against ACC opponent Maryland are the most points scored by the Seminoles in a conference game since winning 63-14 over Duke on Oct. 14, 2000. In that same season, FSU also defeated ACC school North Carolina, 53-14, on Sept. 16.
- On the last play of the third quarter, senior safety, Terrence Brooks forced a fumble off a 26-yard reception by Nigel King. The fumble recovery by sophomore Ronald Darby was the first fumble recovery of the season for the 'Noles.
- The Florida State defense's 11 punts forced against Maryland marks a season high for the Seminoles. The previous season-best mark put together by the defenders was nine against Nevada.
- The Seminoles held Maryland to just 33 yards rushing after holding the Terrapins to just 34 yards on the ground a season ago. FSU's 33 rushing yards allowed are the lowest surrendered since holding Miami to 29 rushing yards on Oct. 20, 2012.
- Quarterback Jameis Winston put on a show in his fifth career start, completing 23 of 32 pass attempts for 393 yards and five touchdowns.

	1	2	3	4	F
Maryland	0	0	0	0	0
Florida State	7	14	21	21	63

SCORING SUMMARY

First Quarter
08:14 FS K. Williams 1 yd run (R. Aguayo kick), UMD 0 - FS 7

Second Quarter
06:15 FS D. Freeman 5 yd run (Aguayo kick), UMD 0 - FS 14
00:28 FS K. Benjamin 5 yd pass from J. Winston (Aguayo kick), UMD 0 - FS 21

Third Quarter
12:18 FS N. O'Leary 8 yd pass from Winston (Aguayo kick), UMD 0 - FS 28
09:47 FS K. Shaw 21 yd pass from Winston (Aguayo kick), UMD 0 - FS 35
01:50 FS O'Leary 12 yd pass from Winston (Aguayo kick), UMD 0 - FS 42

Fourth Quarter
14:56 FS Benjamin 21 yd pass from Winston (Aguayo kick), UMD 0 - FS 49
11:28 FS K. Williams 17 yd run (Aguayo kick), UMD 0 - FS 56
09:49 FS J. Coker 24 yd run (Aguayo kick), UMD 0 - FS 63

	UMD	FS
FIRST DOWNS	9	33
RUSHES-YARDS (NET)	25-33	43-183
PASSING YDS (NET)	201	431
PASSES ATT-COMP-INT	32-15-0	39-26-0
TOTAL OFFENSE PLAYS-YARDS	57-234	82-614
FUMBLE RETURNS-YARDS	0-0	1-16
PUNT RETURNS-YARDS	0-0	5-50
KICKOFF RETURNS-YARDS	4-73	1-12
INTERCEPTION RETURNS-YARDS	0-0	0-0
PUNTS (NUMBER-AVG)	11-38.2	4-42.0
FUMBLES-LOST	3-1	1-0
PENALTIES-YARDS	4-40	4-26
POSSESSION TIME	25:45	34:15
THIRD-DOWN CONVERSIONS	2 OF 15	6 OF 11
FOURTH-DOWN CONVERSIONS	0 OF 0	0 OF 0
RED-ZONE SCORES-CHANCES	0-0	6-6
SACKS BY: NUMBER-YARDS	1-9	1-9

Attendance: 74,909

RUSHING: Maryland-Veii 8-15; Rowe 5-9; Diggs 1-5; Reid 4-4; Brown 3-3; B. Ross 3-minus 1; TEAM 1-minus 2. **Florida State**-Freeman 17-63; Wilder Jr. 6-40; Williams 5-29; Coker 1-24; Winston 7-24; Green 4-16; Stevenson 2-10; TEAM 1-minus 23.

PASSING: Maryland-Rowe 9-17-0-119; Brown 6-14-0-82; Diggs 0-1-0-0. **Florida State**-Winston 23-32-0-393; Coker 3-7-0-38.

RECEIVING: Maryland-Long 3-77; King 3-46; B. Ross 3-17; Diggs 2-24; Stinebaugh 1-13; L. Jacobs 1-10; K. Goins 1-9; Veii 1-5. **Florida State**-Shaw 5-96; Benjamin 5-60; Greene 4-108; O'Leary 4-55; Freeman 3-35; Green 2-39; Jones 1-16; Williams 1-15; Broxsie 1-7.

TACKLES (UA-A): Maryland-Davis 9-3; Nixon 8-2; Robinson 7-1; Likely 5-0; Farrand 5-0; Goree 4-1; Monroe 3-0; Bowers 2-1; Jefferson 0-3; Cudjoe-Virgil 2-0; Twine 2-0; Whitfield 2-0; Hendy 2-0; Dancel 0-2. **Florida State**-Casher 3-2; Tel. Smith 3-2; Ter. Smith 4-0; E.J. Levenberry 2-2; Dan Hicks 2-1; Jalen Ramsey 1-2; Lawrence Stample 1-2; Reggie Northrup 1-2; Jacobbi McDaniel 0-3; Timmy Jernigan 2-0; Terrence Brooks 2-0; Derrick Mitchell 1-1; Nate Andrews 0-2; P.J. Williams 0-2; Mario Edwards Jr.

GAME 6, OCT. 19
(5/5) FLORIDA STATE 54,
(3/4) CLEMSON 14
CLEMSON, S.C.



- No. 5 Florida State handed No. 3/4 Clemson a 51-14 loss in Death Valley in the season's first matchup of Top 5 teams. The Seminoles scored the most points ever by an opponent at Clemson and the win vaulted FSU into the No. 2 position in the first BCS Standings of the season.
- Redshirt freshman quarterback Jameis Winston threw for 444 yards and three touchdowns, and added a rushing score.
- Senior cornerback Lamarus Joyner forced three turnovers in the first alone, including a forced fumble on the game's first play, a sack where the fumble was returned for a touchdown and a second-quarter interception.
- Sophomore defensive end Mario Edwards, Jr., scooped up Clemson quarterback Tajh Boyd's fumble after the Joyner sack and raced 37 yards for a touchdown to put the Seminoles ahead 17-0 in the first quarter.
- Junior wide receiver Rashad Greene scored two touchdowns and caught eight passes for 146 yards. Greene scored on a 72-yard catch and run in the second quarter that extended the FSU lead to 24-7.
- Junior tight end Nick O'Leary set FSU records for receiving yards by a tight end (161) and longest catch by a tight end (94 yards).
- The FSU defense held Clemson's offense to nearly 200 yards below its season average and forced four turnovers.
- Senior linebacker Telvin Smith made 11 tackles, while Joyner and senior linebacker Christian Jones each made eight stops.
- The FSU offensive line, particularly left tackle Cameron Erving held Clemson defensive end Vic Beasley to no sacks and just two tackles after the game was decided. Beasley entered the game leading the nation in sacks (9.0).

	1	2	3	4	F
Florida State	17	10	14	10	51
Clemson	7	0	0	7	14

SCORING SUMMARY

First Quarter
13:38 FS K. Benjamin 22 yd pass from J. Winston (R. Aguayo kick), FS 7 - CU 0
04:18 FS Aguayo 28 yd field goal, FS 10 - CU 0
03:07 FS M. Edwards Jr. 37 yd fumble recovery (Aguayo kick), FS 17 - CU 0
00:51 CU S. WATKINS 3 yd pass from BOYD (CATANZARO kick), FS 17 - CU 7

Second Quarter
07:08 FS R. Greene 72 yd pass from Winston (Aguayo kick), 4-95 1:39, FS 24 - CU 7
00:03 FS Aguayo 24 yd field goal, FS 27 - CU 7

Third Quarter
13:33 FS R. Greene 17 yd pass from Winston (Aguayo kick), FS 34 - CU 7
04:04 FS Winston 4 yd run (Aguayo kick), FS 41 - CU 7

Fourth Quarter
12:17 FS D. Freeman 2 yd run (Aguayo kick), FS 48 - CU 7
04:41 FS Aguayo 20 yd field goal, FS 51 - CU 7
00:13 CU STOUDT 2 yd run (CATANZARO kick), FS 51 - CU 14

	FS	CU
FIRST DOWNS	29	26
RUSHES-YARDS (NET)	38-121	41-123
PASSING YDS (NET)	444	203
PASSES ATT-COMP-INT	35-22-1	45-22-2
TOTAL OFFENSE PLAYS-YARDS	73-565	86-326
FUMBLE RETURNS-YARDS	1-37	0-0
PUNT RETURNS-YARDS	1-24	1-45
KICKOFF RETURNS-YARDS	2-73	5-68
INTERCEPTION RETURNS-YARDS	2-27	1-29
PUNTS (NUMBER-AVG)	2-44.0	5-37.8
FUMBLES-LOST	0-0	2-2
PENALTIES-YARDS	12-104	7-96
POSSESSION TIME	35:21	24:39
THIRD-DOWN CONVERSIONS	8 OF 12	5 OF 15
FOURTH-DOWN CONVERSIONS	0 OF 0	3 OF 5
RED-ZONE SCORES-CHANCES	6-6	2-3
SACKS BY: NUMBER-YARDS	4-33	3-23

Attendance: 83,428

RUSHING: Florida State-Freeman 21-84; Williams 3-19; Wilder, Jr. 5-12; Abram 1-3; Winston 7-2; Green 1-1. **Clemson**-McDOWELL 11-61; HOWARD 7-26; BROOKS 6-18; BOYD 14-8; STOUDT 2-7; S. WATKINS 1-3.

PASSING: Florida State-Winston 22-34-1-444; TEAM 0-1-0-0. **Clemson**-BOYD 17-37-2-156; STOUDT 5-8-0-47.

RECEIVING: Florida State-Greene 8-146; O'Leary 5-161; Shaw 5-64; Benjamin 3-62; Freeman 1-11. **Clemson**-S. WATKINS 8-68; BRYANT 3-46; McDOWELL 3-11; M. WILLIAMS 2-35; BROOKS 2-8; HUMPHRIES 1-12; LEGGETT 1-10; SECKINGER 1-9; HOPPER 1-4.

TACKLES (UA-A): Florida State-T. Smith 7-4; Joyner 8-0; Jones 7-1; Ramsey 4-2; Smith 4-1; Terrence Brooks 3-2; Levenberry 2-2; Northrup 3-0; Hicks 2-1; Williams 2-1; Eligwe 2-1; Andrews 2-0; K. Smith 2-0; Mario Edwards Jr. 1-1; McDaniel 1-1; White 1-1; **Clemson**-SHUEY 7-4; R. SMITH 5-6; BLANKS 4-2; ST. ANTHONY 3-2; ROBINSON 3-1; M. JENKINS 2-2; J. WATSON 3-0; BREELAND 2-1; CRAWFORD 2-0; STEWARD 2-0; JARRETT 2-0; CHRISTIAN 2-0; V. BEASLEY 1-1; KEARSE 1-1.

2013 SEASON RECAPS & BOX SCORES

GAME 7, OCT. 26
(3/3/2) FLORIDA STATE 49,
NC STATE 17
TALLAHASSEE, FLA.



- Florida State moved to 7-0 for the first time since 1999 when the Seminoles would eventually win the national title.
- Bobby Bowden returned for the first time since his 2009 retirement.
- Florida State has 11 consecutive victories over an ACC opponent. During this streak, FSU has outscored its conference opponents 474-163.
- Terrence Brooks' interception on the second play of the game led to an 18 yard touchdown run by Karlos Williams.
- Florida State would score 35 points in the first quarter against the Wolfpack. The 35 points are tied for the most scored in a quarter in school history. The Seminoles have scored 35 points in a quarter four times in its history.
- Florida State's defense has now held the opposition to 20 or fewer points in 28 of its last 35 games.
- Florida State's 49-17 win against NC State marks its seventh consecutive game of 40 points or more.
- Jameis Winston had another impressive outing by going 16-of-26 for 292 yards passing and three touchdowns.
- Ronald Darby recorded an interception for the second consecutive game, becoming the first 'Nole to record interceptions in back-to-back games since Jamie Robinson in 2009.
- Kermit Whitfield combined for 99 all-purpose yards. On his only carry of the game, he had a 31-yard reverse run for a score and also had a 16-yard reception and 52 total yards on two kickoff returns.

	1	2	3	4	F
NC State	0	0	10	7	17
Florida State	35	7	0	7	49

SCORING SUMMARY

First Quarter

- 13:02 FS K. Williams 18 yd run (R. Aguayo kick), ST 0 - FS 7
- 11:12 FS K. Benjamin 39 yd pass from J. Winston (Aguayo kick), ST 0 - FS 14
- 07:02 FS D. Freeman 11 yd run (Aguayo kick), ST 0 - FS 21
- 06:09 FS N. O'Leary 14 yd pass from Winston (Aguayo kick), ST 0 - FS 28
- 02:02 FS R. Greene 42 yd pass from Winston (Aguayo kick), 5-89 1:55, ST 0 - FS 35

Second Quarter

- 03:06 FS Freeman 4 yd run (Aguayo kick), ST 0 - FS 42

Third Quarter

- 07:51 ST Sade 36 yd field goal, ST 3 - FS 42
- 00:59 ST Thornton 72 yd run (Sade kick), ST 10 - FS 42

Fourth Quarter

- 07:16 ST Thornton 1 yd run (Sade kick), 1ST 17 - FS 42
- 02:19 FS K. Whitfield 31 yd run (Aguayo kick), ST 17 - FS 49

	NCST	FS
FIRST DOWNS	16	30
RUSHES-YARDS (NET)	42-188	34-224
PASSING YDS (NET)	128	342
PASSES ATT-COMP-INT	33-17-2	34-20-2
TOTAL OFFENSE PLAYS-YARDS	75-316	68-566
FUMBLE RETURNS-YARDS	0-0	0-0
PUNT RETURNS-YARDS	0-0	5-42
KICKOFF RETURNS-YARDS	3-44	3-79
INTERCEPTION RETURNS-YARDS	2-0	2-4
PUNTS (NUMBER-AVG)	8-46.8	4-36.8
FUMBLES-LOST	1-1	0-0
PENALTIES-YARDS	2-13	3-30
POSSESSION TIME	30:53	29:07
THIRD-DOWN CONVERSIONS	6 OF 17	3 OF 8
FOURTH-DOWN CONVERSIONS	1 OF 2	1 OF 1
RED-ZONE SCORES-CHANCES	2-2	4-4
SACKS BY: NUMBER-YARDS	3-23	3-14

Attendance: 80389

RUSHING: NC State-Thornton 23-173; Underwood 3-23; Dayes 4-5; Mitchell 11-minus 1; Alston 1-minus 12. Florida State- Freeman 12-92; Williams 13-86; Whitfield 1-31; Green 2-19; Coker 5-7; Winston 1-minus 11.

PASSING: NC State-Mitchell 17-33-2-128. Florida State-Winston 16-26-1-292; Coker 4-8-1-50.

RECEIVING: NC State-Thornton 5-32; Creecy 3-9; Underwood 2-25; Smith 2-19; Grinnage 1-12; Purvis, T. 1-10; Watson 1-9; Valdes-Scant 1-8; Cheek 1-4. Florida State-Greene 8-137; Benjamin 3-69; Shaw 3-44; Green 2-22; Freeman 1-30; Whitfield 1-16; O'Leary 1-14; Williams 1-10.

TACKLES (UA-A): NC State-Johnson 5-3; Jones 5-1; Caldwell 4-2; Green 4-1; Pittman 3-2; Burriss 3-2; Teal 3-1; Buckley 1-2; Gray 1-2; Tocho 2-0; Ferguson 1-1. Florida State-Levenberry 3-5; Tel. Smith 3-3; Northrup 3-3; Ter. Smith 2-3; White 4-0; Jones 3-1; Joyner 2-2; Andrews 2-2; McDaniel 1-3; Walker 1-3; Demps 2-1; Waisome 2-1; Jernigan 1-2; Smith 2-0; Eligwe 1-1; Casher 1-1; Brooks 1-1; McAllister 0-2.

GAME 8, NOV. 2
(3/3/3) FLORIDA STATE 41,
(7/6/7) MIAMI (FLA.) 14
TALLAHASSEE, FLA.



- Tonight's FSU-Miami matchup set an all-time attendance record at Bobby Bowden Field at Doak Campbell Stadium, with 84,409 tickets distributed.
- Devonta Freeman had a career day against Miami. Freeman established new career highs for touchdowns (3) and all-purpose yards (176). His 48-yard touchdown reception in the second quarter marked the first of his career through the air.
- For the first time since the 2012 ACC Championship game -- and the fifth time in his career -- junior tailback James Wilder Jr. recorded a two-touchdown game.
- A pivotal play in the game came on a big fourth-down stop by the 'Noles, as Miami tailback Duke Johnson was stuffed on a 4th-and-2 at the FSU 26. The big play was Florida State's seventh fourth-down stop of the season, and it later added another one, making it eight fourth-down stops on the year.
- Place Kicker Roberto Aguayo has made a school record 65 consecutive kicks, including 53 PAT's and 12 field goals.
- Sophomore cornerback P.J. Williams' interception on Miami's second drive of the second half extended Florida State's turnover forced streak to 13 consecutive games. The pick was William's second of the year.
- The 'Noles had a season-high 11 third-down conversions on 15 attempts, good for a .733 third-down conversion rate.
- Tonight's victory over Miami gives the 'Noles 12 consecutive wins over ACC opponents.

	1	2	3	4	F
Miami	7	7	0	0	14
Florida State	7	14	14	6	41

SCORING SUMMARY

First Quarter

- 09:16 FS D. Freeman 5 yd run (R. Aguayo kick), UM 0 - FS 7
- 02:43 UM A. Hurns 33 yd pass from S. Morris (M. Goudis kick), UM 7 - FS 7

Second Quarter

- 10:42 FS J. Wilder Jr. 1 yd run (Aguayo kick), UM 7 - FS 14
- 05:08 FS Freeman 48 yd pass from J. Winston (Aguayo kick), UM 7 - FS 21
- 00:22 UM Hurns 14 yd pass from Morris (Matt Goudis kick), UM 14 - FS 21

Third Quarter

- 08:33 FS Wilder Jr. 5 yd run (Aguayo kick), UM 14 - FS 28
- 03:41 FS Freeman 12 yd run (Aguayo kick), UM 14 - FS 35

Fourth Quarter

- 06:52 FS Aguayo 25 yd field goal, UM 14 - FS 38
- 01:03 FS Aguayo 28 yd field goal, UM 14 - FS 41

	UM	FS
FIRST DOWNS	17	25
RUSHES-YARDS (NET)	29-83	44-192
PASSING YDS (NET)	192	325
PASSES ATT-COMP-INT	28-16-2	29-21-2
TOTAL OFFENSE PLAYS-YARDS	57-275	73-517
FUMBLE RETURNS-YARDS	0-0	0-0
PUNT RETURNS-YARDS	1-8	0-0
KICKOFF RETURNS-YARDS	7-132	2-36
INTERCEPTION RETURNS-YARDS	2-0	2-0
PUNTS (NUMBER-AVG)	3-53.3	1-38.0
FUMBLES-LOST	0-0	1-0
PENALTIES-YARDS	2-5	6-55
POSSESSION TIME	21:27	38:33
THIRD-DOWN CONVERSIONS	4 OF 11	11 OF 15
FOURTH-DOWN CONVERSIONS	1 OF 3	0 OF 0
RED-ZONE SCORES-CHANCES	1-1	6-6
SACKS BY: NUMBER-YARDS	1-4	2-27

Attendance: 84409 (record)

RUSHING: Miami-Johnson 23-97; Crawford 2-3; Clements 1-1; Morris 3-minus 18. Florida State-Freeman 23-78; K. Williams 5-46; Wilder Jr. 9-42; Winston 6-27; TEAM 1-minus 1.

PASSING: Miami-Morris 16-28-2-192. Florida State-Winston 21-29-2-325.

RECEIVING: Miami-Hurns 5-84; Walford 4-46; Crawford 3-16; Coley 2-36; Sandland 1-9; Waters 1-1. Florida State-Freeman 6-98; Greene 6-83; O'Leary 3-45; Shaw 3-44; Benjamin 2-46; Abram 1-9.

TACKLES (UA-A): Miami-Perryman 8-3; Gaines 5-2; Green 4-3; Gunter 4-1; Cornileus 4-1; Bush 4-0; Howard 3-1; Highsmith 2-2; Renfrow 3-0; Robinson 1-2; Pierre 2-0; Chickillo 2-0; Jenkins 0-2; A. Florida State-Ter. Smith 6-4; Brooks 5-1; Joyner 4-2; Ramsey 4-1; Edwards Jr. 3-1; Tel. Smith 3-1; Jernigan 2-2; Jones 2-1; Hicks 2-1; P.J. Williams 1-1; Eligwe 1-1.

2013 SEASON RECAPS & BOX SCORES

GAME 9, NOV. 9
(3/3/2) FLORIDA STATE 59,
WAKE FOREST 3
WINSTON-SALEM, N.C.



- FSU tied a school record in the blowout with six interceptions, matching a mark that had been set against Louisville in 1991. The Seminoles had 107 interception return yards with one score while Wake Forest only had 166 total yards of offense.
- Starting in place of injured starter Terrence Brooks (concussion), rookie Nate Andrews finished with two interceptions -- one of which he took back 56 yards for FSU's first defensive score -- and then forced a fumble that was scooped and scored by fellow freshman Jalen Ramsey that gave the Seminoles a 35-0 second-quarter lead.
- Christian Jones also had a hand in the turnover party, smashing Wake Forest quarterback Tanner Price in the first quarter and forcing an errant pass that was intercepted by Mario Edwards, Jr. Jones then intercepted Demon Deacons backup quarterback Tyler Cameron on the first and only play the first-team defense would play in the second half.
- Edwards, Jr.'s interception gave FSU the ball on Wake Forest's 27-yard line and two plays later resulted in an 18-yard Kelvin Benjamin score that padded the 'Noles' lead at 21-0 after two Devonta Freeman and James Wilder, Jr. scoring runs put the visitor on top for good earlier. Jones' interception gave FSU the ball at the Wake Forest five-yard line and was immediately followed by a short Karlos Williams touchdown run that extended the Seminoles' advantage to 49-0.
- Terrance Smith and Marquez White both had interceptions as well. Collectively, Wake Forest's three quarterbacks that played had nearly as many interceptions (six) as completions (seven).
- Kermit Whitfield's 97-yard kickoff return touchdown in the fourth quarter was Florida State's first kick return score since 2008.

	1	2	3	4	F
Florida State	21	21	10	7	59
Wake Forest	0	0	0	3	3

SCORING SUMMARY

First Quarter
 07:15 FS J. Wilder Jr. 5 yd run (R. Aguayo kick), FS 7 - WF 0
 06:25 FS D. Freeman 1 yd run (Aguayo kick), FS 14 - WF 0
 02:10 FS K. Benjamin 18 yd pass from J. Winston (Aguayo kick), FS 21 - WF 0
Second Quarter
 14:15 FS N. Andrews 56 yd interception return (Aguayo kick), FS 28 - WF 0
 13:56 FS J. Ramsey 23 yd fumble recovery (Aguayo kick), FS 35 - WF 0
 00:11 FS C. Abram 2 yd pass from J. Winston (Aguayo kick), FS 42 - WF 0
Third Quarter
 12:03 FS K. Williams 5 yd run (Aguayo kick), FS 49 - WF 0
 08:24 FS Aguayo 42 yd field goal, FS 52 - WF 0
Fourth Quarter
 09:07 WF Hedlund 23 yd field goal, FS 52 - WF 3
 08:52 FS K. Whitfield 97 yd kickoff return (Aguayo kick), FS 59 - WF 3

	FS	WF
FIRST DOWNS	19	8
RUSHES-YARDS (NET)	34-89	40-103
PASSING YDS (NET)	207	63
PASSES ATT-COMP-INT	39-22-1	25-7-6
TOTAL OFFENSE PLAYS-YARDS	73-296	65-166
FUMBLE RETURNS-YARDS	1-23	0-0
PUNT RETURNS-YARDS	4-20	2-25
KICKOFF RETURNS-YARDS	2-101	3-37
INTERCEPTION RETURNS-YARDS	6-107	1-1
PUNTS (NUMBER-AVG)	6-38.8	9-41.0
FUMBLES-LOST	3-1	1-1
PENALTIES-YARDS	5-40	10-100
POSSESSION TIME	28:58	31:02
THIRD-DOWN CONVERSIONS	5 OF 15	5 OF 17
FOURTH-DOWN CONVERSIONS	0 OF 1	0 OF 0
RED-ZONE SCORES-CHANCES	6-6	1-1
SACKS BY: NUMBER-YARDS	1-10	4-34

Attendance: 30865

RUSHING: Florida State-K. Williams 12-49; Wilder Jr. 6-49; Freeman 6-11; Greene 1-9; Winston 3-4; Green 3-minus 2; Maguire 1-minus 7; Coker 2-minus 24. **Wake Forest**-Harris, J 15-66; Gibson 16-35; Wilhite 5-8; TEAM 1-minus 1; Cameron 3-minus 5.

PASSING: Florida State-Winston 17-28-1-159; Coker 4-9-0-37; Maguire 1-2-0-11. **Wake Forest**-Cameron 5-19-3-63; Price 1-4-3-3; Thompson 1-2-0-minus 3.

RECEIVING: Florida State-Greene 5-47; O'Leary 3-37; K. Williams 3-21; C. Green 2-24; Benjamin 2-23; Abram 2-18; Broxsie 1-12; Wilson 1-11; Whitfield 1-11; Shaw 1-4; Freeman 1-minus 1. **Wake Forest**-Harris 3-14; Armstrong 1-20; Gibson 1-16; Crump 1-10; Ragland 1-3.

TACKLES (JA-A): Florida State-Northrup 3-5; Jernigan 5-1; Levenberry 2-4; Joyner 3-1; McAllister 3-1; Casher 2-1; Tel. Smith 1-2; McDaniel 2-0; K. Smith 2-0; Walker 2-0; Brutus 1-1; P.J. Williams 1-1; Edwards Jr. 0-2; Ter. Smith 0-2; Hollin 0-2. **Wake Forest**-Wooding 3-6; Janvion 1-8; Olson 3-5; Jackson 1-6; Noel 2-4; Whitlock 4-1; Johnson 4-0; Chubb 3-0; Banks 2-1; Harris 1-2; Matthews 2-0.

GAME 10, NOV. 16
(2/2/2) FLORIDA STATE 59,
SYRACUSE 3
TALLAHASSEE, FLA.



- Florida State improved to 10-0 for the first time since the 1999 National Championship season with its 59-3 victory over Syracuse.
- Redshirt freshman quarterback Jameis Winston completed over 90 percent of his passes for the second time this season, finishing 19-of-21 (90.5 pct) for 277 yards and two touchdowns. He completed 92.6 percent of his passes earlier this season at Pitt (25-of-27).
- Freshman wide receiver Kermit Whitfield continued to be explosive with the ball in his hands, taking his first and only carry of the game 74 yards for a touchdown in the first quarter. Winston gave a key block downfield to help spring the scoring run.
- Running backs Karlos Williams and James Wilder Jr. also had big runs, as Williams broke free for a 56-yard run and Wilder scored on a 37-yard rush, which was the longest TD rush of his career.
- Sophomore linebacker Reggie Northrup had a career-high 11 tackles coming off the bench.
- Freshman defensive end Chris Casher became the sixth defensive player to score a touchdown this season as he sacked Syracuse quarterback Terrel Hunt, forced and recovered a fumble and returned it 31 yards for a TD.
- Back-up quarterback Sean Maguire played the entire second half and completed the first touchdown pass of his career to Nick O'Leary. The score gave O'Leary 11 career TDs, most ever by an FSU tight end.
- Redshirt freshman kicker Roberto Aguayo finished with eight PATs for the game and 69 for the season, breaking Scott Bentley's previous FSU and ACC single-season record of 67 PATs in 1995.
- Senior cornerback Lamarcus Joyner added 1.5 sacks to give him 5.0 sacks for the season. That is the most by a member of the FSU secondary since strong safety Bill Ragans posted five sacks in 1990.

	1	2	3	4	F
Syracuse	0	0	0	3	3
Florida State	28	10	21	0	59

SCORING SUMMARY

First Quarter
 12:29 FS J. Wilder Jr. 3 yd run (R. Aguayo kick), SU 0 - FS 7
 10:41 FS K. Whitfield 74 yd run (Aguayo kick), SU 0 - FS 14
 04:41 FS D. Freeman 4 yd run (Aguayo kick), SU 0 - FS 21
 00:40 FS R. Greene 6 yd pass from J. Winston (Aguayo kick), SU 0 - FS 28
Second Quarter
 11:52 FS K. Benjamin 6 yd pass from Winston (Aguayo kick), SU 0 - FS 35
 05:07 FS Aguayo 53 yd field goal, SU 0 - FS 38
Third Quarter
 10:51 FS Wilder Jr. 37 yd run (Aguayo kick), SU 0 - FS 45
 07:45 FS N. O'Leary 17 yd pass from S. Maguire (Aguayo kick), SU 0 - FS 52
 05:47 FS C. Casher 31 yd fumble recovery (Aguayo kick), SU 0 - FS 59
Fourth Quarter
 07:42 SU R. Norton 32 yd field goal, SU 3 - FS 59

	SU	FS
FIRST DOWNS	17	20
RUSHES-YARDS (NET)	50-143	19-225
PASSING YDS (NET)	104	298
PASSES ATT-COMP-INT	28-15-1	26-22-1
TOTAL OFFENSE PLAYS-YARDS	78-247	45-523
FUMBLE RETURNS-YARDS	0-0	1-31
PUNT RETURNS-YARDS	1-7	3-45
KICKOFF RETURNS-YARDS	3-62	2-7
INTERCEPTION RETURNS-YARDS	1-0	1-0
PUNTS (NUMBER-AVG)	7-40.0	2-48.0
FUMBLES-LOST	2-1	0-0
PENALTIES-YARDS	3-20	2-10
POSSESSION TIME	41:42	18:18
THIRD-DOWN CONVERSIONS	6 OF 18	1 OF 4
FOURTH-DOWN CONVERSIONS	2 OF 3	0 OF 0
RED-ZONE SCORES-CHANCES	1-1	5-5
SACKS BY: NUMBER-YARDS	3-21	3-12

Attendance: 74491

RUSHING: Syracuse-McFarlane 13-81; Morris 21-67; Allen 2-8; Smith 5-1; Gulley 1-0; Loeb 1-0; Hunt 7-minus 14. **Florida State**-Williams 4-78; Whitfield 1-74; Wilder Jr. 3-52; Freeman 4-29; Green 1-2; Abram 1-2; Winston 5-minus 12.

PASSING: Syracuse-Hunt 10-18-0-75; Allen 5-9-1-29; Loeb 0-1-0-0. **Florida State**-Winston 19-21-0-277; Maguire 3-5-1-21.

RECEIVING: Syracuse-Broylod 3-18; West 3-17; Clark 3-16; McFarlane 1-23; Parris 1-10; Kobena 1-10; Moore 1-4; Cleveland 1-4; Wales 1-2. **Florida State**-Shaw 7-99; Benjamin 6-66; Greene 4-40; O'Leary 3-55; Freeman 1-34; Whitfield 1-4.

TACKLES (JA-A): Syracuse-Davis 5-2; Eskridge 4-3; Kelly 2-3; Spruill 3-0; Reddish 1-2; Wilkes 1-2; Robinson 0-3; Bromley 2-0; Cameron Lynch 1-1; R. Anderson 1-1. **Florida State**-Northrup 5-6; Brutus 6-0; Andrews 4-2; Levenberry 2-4; Jernigan 2-4; Smith 4-1; Hicks 1-4; Jones 3-1; Smith 3-1; Joyner 2-2; Brooks 1-3; Darby 2-1; Walker 1-2; Ramsey 1-2; Goldman 0-3; Demps 2-0; McAllister 2-0; Hollin 1-1.

GAME 11, NOV. 23
(2/2/2) FLORIDA STATE 80,
IDAHO 14
TALLAHASSEE, FLA.



- Florida State scored a school-record 80 points in the win over Idaho, besting its previous best of 77 set against NC State in 1995. The Seminoles set the FSU and ACC record for single-season points (607) and touchdowns (80) in the win.
- Florida State finished undefeated (7-0) at home for the first time since 2000.
- The Seminoles recognized 24 seniors before the game and many of the veteran Noles left their mark on the game. Senior wide receiver Kenny Shaw caught five passes for a season-high 107 yards and a career-best two touchdowns - all in the first half. Fifth-year senior defensive tackle Jacobbi McDaniel had an interception and senior linebacker Telvin Smith had his second pick-six of the season.
- Junior nose guard Timmy Jernigan had the best game of his career statistically, totaling six tackles, including career-best marks in TFLs (4.5) and sacks (2.5).
- Redshirt freshman quarterback Jameis Winston had his seventh 200-yard passing first half of the season. He played just one series in the second half and finished with 225 yards through the air and four scores.
- Junior running back Devonta Freeman put FSU in front 7-0 with a career-best-tying 60-yard touchdown run five minutes into the game. He finished with a season-best 129 yards on the ground.
- After redshirt sophomore wide receiver Kelvin Benjamin caught his first of two touchdowns in the first quarter, Smith returned an interception 79 yards to give FSU a 21-0 lead at the end of the first quarter.
- FSU took a 42-7 lead into halftime when Winston found Shaw for a 20-yard score with four seconds left in the first half. The Noles had 352 yards of total offense at the half and finished with a season-best 645 yards of total offense - their third 600-yard game and eighth 500-yard game of the season.
- Junior running back Karlos Williams scored two touchdowns in the second half and finished with 114 yards for his second career 100-yard game.
- FSU's defense was stout the entire game and didn't allow the Vandals to convert a third down until the fourth quarter.
- Freshman linebacker E.J. Levenberry's 78-yard interception return for a score with 4:19 left gave FSU the school-record 80 points.
- Roberto Aguayo tied the ACC record for made extra points in a game with 11. He set a new FBS record for perfect PATs in a season by converting 80 of 80 so far in 2013. The old mark was 77 of 77 by Art Carmody of Louisville in 2004.

GAME 12, NOV. 30
(2/2/2) FLORIDA STATE 37,
FLORIDA 7
GAINESVILLE, FLA.



- Florida State was led by Kelvin Benjamin who had a career day with 212 receiving yards and three touchdowns.
- Jameis Winston finished the day 19-of-31 for 327 yards passing and three touchdowns.
- Jameis Winston became the first quarterback in over three years to throw for 300 yards against the Florida Gators.
- Jameis Winston set the FSU single season record with 35 TD passes formerly held by Heisman Trophy winner Chris Weinke.
- Florida State's 30-point victory was the largest by the Seminoles versus the Gators in Gainesville.
- With Telvin Smith's fumble recovery on UF's first drive of the second half, the Seminoles upped their takeaways to 30 (and later added a 31st) and also caused a turnover in a 17th straight game.
- Kelvin Benjamin joined Nick O'Leary as the only two players with three receiving TDs in a game for FSU this season.
- Roberto Aguayo finished the game perfect, making three-of-three field goals with a long of 49 yards. Aguayo has now single-handedly outscored seven of Florida State's 12 opponents.
- Roberto Aguayo moved into second place all alone in ACC history for single-season scoring with 138. He trails Dustin Hopkins who holds the conference record at 140.
- With three catches, Nick O'Leary moved into a tie for second all-time at Florida State for career receptions by a tight end.
- Jameis Winston threw for 200 yards in the first half for the third straight game and for the eighth time in 12 games this year.
- For the seventh time this season, Winston threw for three TDs in a game.
- The Seminoles held the Gators to only 193 total yards of offense.
- Florida's leading receiver Solomon Patton was held to five catches for two yards.
- Besides a 50 yard run up the middle by Trey Burton, the Gators had a total of 28 rushing yards on 23 carries.
- Lamarcus Joyner, Telvin Smith, and Bryan Stork served as captains.

	1	2	3	4	F
Idaho	0	7	0	7	14
Florida State	21	21	17	21	80

SCORING SUMMARY

First Quarter

- 09:58 FS D. Freeman 60 yd run (R. Aguayo kick), UI 0 - FS 7
- 05:18 FS K. Benjamin 32 yd pass from J. Winston (Aguayo kick), UI 0 - FS 14
- 03:05 FS Tel. Smith 79 yd interception return (Aguayo kick), UI 0 - FS 21

Second Quarter

- 12:48 FS K. Shaw 46 yd pass from Winston (Roberto Aguayo kick), UI 0 - FS 28
- 05:54 FS J. Wilder Jr. 1 yd run (Aguayo kick), UI 0 - FS 35
- 00:41 UI R. Montgomery 15 yd pass from T. Davis (A. Rehkow kick), UI 7 - FS 35
- 00:04 FS Shaw 20 yd pass from Winston (Aguayo kick), UI 7 - FS 42

Third Quarter

- 13:11 FS K. Benjamin 21 yd pass from Winston (Aguayo kick), UI 7 - FS 49
- 11:34 FS K. Williams 4 yd run (Aguayo kick), UI 7 - FS 56
- 03:07 FS Aguayo 42 yd field goal, UI 7 - FS 59

Fourth Quarter

- 14:25 FS K. Williams 25 yd run (Aguayo kick), UI 7 - FS 66
- 07:18 FS R. Green 2 yd pass from S. Maguire (Aguayo kick), UI 7 - FS 73
- 04:19 FS E.J. Levenberry 78 yd interception return (Aguayo kick), UI 7 - FS 80
- 00:42 UI N. Lovett 14 yd pass from J. McCain (Rehkow kick), UI 14 - FS 80

	UI	FS
FIRST DOWNS	22	28
RUSHES-YARDS (NET)	35-59	40-336
PASSING YDS (NET)	286	309
PASSES ATT-COMP-INT	45-21-4	39-23-1
TOTAL OFFENSE PLAYS-YARDS	80-345	79-645
FUMBLE RETURNS-YARDS	0-0	0-0
PUNT RETURNS-YARDS	1-11	4-43
KICKOFF RETURNS-YARDS	6-99	2-96
INTERCEPTION RETURNS-YARDS	1-0	4-201
PUNTS (NUMBER-AVG)	8-48.6	1-40.0
FUMBLES-LOST	0-0	1-1
PENALTIES-YARDS	7-45	6-65
POSSESSION TIME	32:32	27:28
THIRD-DOWN CONVERSIONS	4 OF 16	12 OF 16
FOURTH-DOWN CONVERSIONS	0 OF 1	1 OF 1
RED-ZONE SCORES-CHANCES	2-4	4-5
SACKS BY: NUMBER-YARDS	3-17	7-43

RUSHING: Idaho-McCain 8-39; Brown 9-37; Olugbode 1-3; Baker 2-2; Montgomery 5-minus 1; Davis 10-minus 21. **Florida State**-Freeman 11-129; Williams 10-114; Wilder Jr. 4-85; Green 6-32; Stevenson 2-7; Burnham 1-6; Whitfield 1-5; Winston 4-minus 19; TEAM 1-minus 23.

PASSING: Idaho-Davis 16-38-3-220; McCain 5-7-1-66. **Florida State**-Winston 14-25-0-225; Maguire 9-14-1-84.

RECEIVING: Idaho-Epps 7-126; Lovett 3-48; Montgomery 3-23; Podrabsky 2-24; Sannon 2-13; LaGrone 1-21; Brown 1-18; Watson 1-12; Lemke 1-1. **Florida State**-Shaw 5-107; Benjamin 3-61; Greene 3-29; Green 2-31; Williams 2-17; Green 2-16; Wilson 2-12; O'Leary 1-13; Abram 1-9; Stevenson 1-8; Freeman 1-6.

TACKLES (UA-A): Idaho-Runner 11-2; Millan 6-1; Willis 5-2; Williams 5-1; Jordan 5-0; Martinez 3-1; Q Buckley 2-1; Forde 1-2; Njoku 1-2; Rice 0-3; Parham 1-1. **Florida State**-Timmy Jernigan 4-2; Telvin Smith 4-0; Lamarcus Joyner 3-1; Nick Waisome 3-0; Reggie Northrup 2-1; Gerald Demps 2-1; DeMarcus Walker 2-0; Nate Andrews 2-0; Jalen Ramsey 2-0; Lamarcus Brutus 2-0; Derrick Mitchell 2-0; Keelin Smith 2-0; Desmond Hollin 2-0; Terrance Smith 2-0; Chris Casher 2-0; Colin Blake 1-1; Terrence Brooks 1-1; Ronald Darby 1-1; E.J. Levenberry 1-1; Marquez White 1-1; Ryan Alicea 1-1; P.J. Williams 1-1; Ukeme Eligwe 0-2;

	1	2	3	4	F
Florida State	3	14	10	10	37
Florida	0	0	0	7	7

SCORING SUMMARY

First Quarter

- 03:43 FS R. Aguayo 49 yd field goal, FS 3 - UF

Second Quarter

- 04:24 FS K. Benjamin 45 yd pass from J. Winston (Aguayo kick), FS 10 - UF 0
- 00:25 FS Benjamin 29 yd pass from Winston (Aguayo kick), FS 17 - UF 0

Third Quarter

- 11:02 FS Aguayo 40 yd field goal, FS 20 - UF 0
- 07:08 FS D. Freeman 11 yd run (Aguayo kick), FS 27 - UF 0

Fourth Quarter

- 13:39 UF Joyer 5 yd pass from Mornhinweg (Velez kick), FS 27 - UF 7
- 08:06 FS Benjamin 4 yd pass from Winston (Aguayo kick), FS 34 - UF 7
- 03:14 FS Aguayo 28 yd field goal, FS 37 - UF 7

	FS	UF
FIRST DOWNS	20	8
RUSHES-YARDS (NET)	32-129	24-78
PASSING YDS (NET)	327	115
PASSES ATT-COMP-INT	31-19-1	25-20-0
TOTAL OFFENSE PLAYS-YARDS	63-456	49-193
FUMBLE RETURNS-YARDS	1--5	0-0
PUNT RETURNS-YARDS	1--1	1-6
KICKOFF RETURNS-YARDS	2-24	5-125
INTERCEPTION RETURNS-YARDS	0-0	1-0
PUNTS (NUMBER-AVG)	2-43.5	6-44.2
FUMBLES-LOST	0-0	3-2
PENALTIES-YARDS	6-55	6-45
POSSESSION TIME	31:09	28:51
THIRD-DOWN CONVERSIONS	9 OF 15	1 OF 11
FOURTH-DOWN CONVERSIONS	0 OF 0	2 OF 3
RED-ZONE SCORES-CHANCES	3-3	1-1
SACKS BY: NUMBER-YARDS	1-8	2-18

Attendance: 90454

RUSHING: Florida State-James Wilder Jr. 10-63; Devonta Freeman 13-44; Karlos Williams 4-14; Jameis Winston 5-8. **Florida**-Burton, T. 2-47; Taylor, Kel. 6-25; Brown, M. 8-16; Team 1-minus 2; Patton, S. 1-minus 3; Mornhinweg, S. 6-minus 5.

PASSING: Florida State-Jameis Winston 19-31-1-327. **Florida**-Mornhinweg, S. 20-25-0-115.

RECEIVING: Florida State-Kelvin Benjamin 9-212; Rashad Greene 4-25; Nick O'Leary 3-52; Devonta Freeman 2-11; Kenny Shaw 1-27. **Florida**-Patton, S. 5-2; Fulwood, A. 4-23; Showers, V. 4-21; Brown, M. 2-25; Dunbar, Q. 2-17; Burton, C. 1-12; Pittman, L. 1-10; Joyer, H. 1-5.

TACKLES (UA-A): Florida State-P.J. Williams 5-0; Christian Jones 4-1; Lamarcus Joyner 3-2; Terrence Brooks 3-2; Terrance Smith 3-1; Ukeme Eligwe 3-0; Mario Edwards Jr. 3-0; Nate Andrews 2-1; Telvin Smith 1-2; Jalen Ramsey 2-0; Nile Lawrence-Stamper 1-1; Lamarcus Brutus 1-0; E.J. Levenberry 1-0; Karlos Williams 1-0; Ronald Darby 1-0; Eddie Goldman 1-0; Timmy Jernigan 0-1; Philip Doumar 0-1; Marquez White 0-1; Reggie Northrup 0-1. **Florida**-Poole, B. 4-2; Kitchens, D. 2-3; Davis, J. 2-3; Bullard, J. 2-3; Maye, M. 3-1; Ball, N. 3-1; Riggs, C. 2-2; Hargreaves, V. 3-0; Cummings, D. 3-0; Fowler, D. 2-1; Watkins, Ja. 1-2; Cox, B. 2-0; Powell, R. 2-0; Jacobs, D. 1-1; Purify, L. 1-1; Orr, L. 1-0; Mccalister, A. 1-0.

2013 SEASON RECAPS & BOX SCORES

GAME 13, DEC. 7
(1/1/1) FLORIDA STATE 45,
(20/20/20) DUKE 7
CHARLOTTE, N.C.



- For the 14th time in program history, the Florida State Seminoles are champions of the Atlantic Coast Conference.
- The 'Noles outgained the Blue Devils 569-239 and eclipsed 40 points on the scoreboard for the 12th time this season.
- Winston finished the night 19-of-32 for 330 yards, three touchdowns and two interceptions. He also added 59 yards rushing on 10 carries and a leaping score.
- For his efforts against Duke, Winston was named the ACC Championship Game MVP.
- Kelvin Benjamin continued his stellar play, catching five of Winston's passes for a game-high 119 yards with two touchdowns. Rashad Greene finished with 67 yards on six grabs and Kenny Shaw caught four for 74 yards.
- Duke had just 99 yards rushing and was held to a 7-of-20 mark on third downs.
- Duke quarterback Anthony Boone was limited to 138 yards through the air and was intercepted twice -- once by Lamarqus Joyner and then again by Telvin Smith.
- Timmy Jernigan had another monster game from his nose guard position, racking up a game-best 10 tackles. Telvin Smith finished with eight tackles, a sack and that takeaway and Nate Andrews had five stops, a sack and a forced fumble.
- The Seminoles had double the amount of first downs of Duke (31-15).
- The first big play of the night went Duke's way when Freeman fumbled at the end of a 22-yard dash into the redzone early in the first quarter.
- What Duke did do in the first quarter was hold the 'Noles scoreless -- a feat that previously hadn't been accomplished against FSU this season.
- FSU's Roberto Aguayo connected on a 45-yard field goal with 33 seconds left in the half that pushed Florida State's lead to 17-0 heading into the break. For Aguayo, the 3-pointer officially gave him the FSU and ACC single-season scoring record -- breaking the mark set by Dustin Hopkins a season ago.

	1	2	3	4	F
Duke	0	0	0	7	7
Florida State	0	17	21	7	45

SCORING SUMMARY

Second Quarter

12:36 FS K. Benjamin 14 yd pass from J. Winston (R. Aguayo kick), DU 0 - FS 7
 03:37 FS K. Williams 12 yd run (Aguayo kick), DU 0 - FS 14
 00:25 FS Aguayo 45 yd field goal, DU 0 - FS 17

Third Quarter

09:52 FS K. Shaw 11 yd pass from Winston (Aguayo kick), DU 0 - FS 24
 06:31 FS Benjamin 54 yd pass from Winston (Aguayo kick), DU 0 - FS 31
 02:38 FS Winston 17 yd run (Aguayo kick), DU 0 - FS 38

Fourth Quarter

07:25 FS D. Freeman 7 yd run (Aguayo kick), DU 0 - FS 45
 01:01 DU Snead 5 yd run (Martin kick), DU 7 - FS 45

	DU	FS
FIRST DOWNS	15	31
RUSHES-YARDS (NET)	31-99	43-239
PASSING YDS (NET)	140	330
PASSES ATT-COMP-INT	42-21-2	32-19-2
TOTAL OFFENSE PLAYS-YARDS	73-239	75-569
FUMBLE RETURNS-YARDS	0-0	0-0
PUNT RETURNS-YARDS	1-40	3-9
KICKOFF RETURNS-YARDS	3-36	2-60
INTERCEPTION RETURNS-YARDS	2-16	2-5
PUNTS (NUMBER-AVG)	9-41.7	4-41.8
FUMBLES-LOST	1-1	1-1
PENALTIES-YARDS	3-32	6-65
POSSESSION TIME	30:44	29:16
THIRD-DOWN CONVERSIONS	7 OF 20	6 OF 11
FOURTH-DOWN CONVERSIONS	0 OF 0	0 OF 0
RED-ZONE SCORES-CHANCES	1-1	5-5
SACKS BY: NUMBER-YARDS	1-9	2-5

Attendance: 67694

RUSHING: Duke-Powell 8-44; Thompson 6-19; Snead 7-17; Duncan 5-16; Crowder 1-4; Connette 1-4; Boone 3-minus 5. **Florida State**-D. Freeman 18-91; J. Winston 10-59; K. Williams 7-55; J. Wilder Jr. 5-25; F. Stevenson 1-6; C. Abram 1-2; R. Green 1-1.

PASSING: Duke-Boone 20-40-2-138; Connette 1-1-0-2; Crowder 0-1-0-0. **Florida State**-J. Winston 19-32-2-330.

RECEIVING: Duke-Crowder 8-66; Deaver 4-17; Blakeney 2-22; McCaffrey 2-14; Barnes 2-minus 2; Reeves 1-10; Duncan 1-8; Powell 1-5. **Florida State**-R. Greene 6-67; K. Benjamin 5-119; K. Shaw 4-74; N. O'Leary 3-48; D. Freeman 1-22.

TACKLES (UA-A): Duke-Cash 5-3; Helton 4-4; Brown 5-0; Singleton 5-0; Edwards 4-1; Norman 4-1; Borders 4-0; Fields 4-0; Cockrell 3-1; Brown 2-2; Wray 1-2; Reeves 2-0; Patterson 2-0; Wolf 1-1; Johnson 1-1; France, C 0-2; Anunike, K 0-2. **Florida State**-T. Jernigan 5-5; T. Smith 7-1; N. Andrews 5-0; P.J. Williams 3-1; T. Smith 2-2; D. Hollin 2-2; L. Joyner 1-3; R. Northrup 1-3; R. Darby 3-0; J. Ramsey 2-1; J. McDaniel 2-0; L. Brutus 2-0; T. Brooks 1-1; E.J. Levenberry 1-1; E. Goldman 0-2; C. Jones 0-2.

2013 FSU SCORING DRIVES

Opp.	Plays	Yards	TOP	Result	Qtr.	Time	How Scored	QB
Pitt	2	24	0:43	TD	1	4:11	O'Leary 24 yd Rec.	Winston
Pitt	8	81	3:59	TD	2	13:41	O'Leary 2 yd Rec.	Winston
Pitt	14	78	7:05	TD	2	2:13	Winston 5 yd Rush	Winston
Pitt	3	41	1:18	TD	2	0:38	Greene 23 yd Rec.	Winston
Pitt	8	70	3:52	FG	3	11:08	Aguayo 22 yd FG	Winston
Pitt	8	64	3:31	FG	3	1:12	Aguayo 28 yd FG	Winston
Pitt	9	49	5:28	TD	4	9:32	O'Leary 10 yd Rec.	Winston
Nev	12	77	5:28	FG	1	6:19	Aguayo 23 yd FG	Winston
Nev	7	92	2:33	TD	2	3:21	Shaw 24 yd Rec.	Winston
Nev	4	56	1:12	TD	2	0:38	Greene 24 yd Rec.	Winston
Nev	2	66	0:25	TD	3	14:29	Freeman 6 yd Rush	Winston
Nev	1	65	0:08	TD	3	12:47	K. Williams 65 yd Rush	Winston
Nev	4	61	1:17	TD	3	10:06	Wilder, Jr. 1 yd Rush	Winston
Nev	5	45	1:56	TD	3	4:41	Winston 10 yd Rush	Winston
Nev	7	62	2:14	FG	3	0:58	Aguayo 33 yd FG	Coker
Nev	9	69	4:43	TD	4	7:11	Stevenson 1 yd Rush	Coker
Nev	6	64	2:45	TD	4	2:48	R. Green 1 yd Rush	Maguire
B-CU				TD	1	8:39	Tel. Smith 68 yd Interception	
B-CU	7	58	1:34	FG	1	2:33	Aguayo 45 yd FG	Winston
B-CU					2	13:50	Team Safety	
B-CU	4	46	1:34	TD	2	12:11	Benjamin 11 yd Rec.	Winston
B-CU	12	82	4:50	TD	2	5:49	Wilder, Jr. 2 yd Rush	Winston
B-CU	8	66	1:53	TD	2	1:13	Freeman 1 yd Rush	Winston
B-CU	4	69	1:17	TD	3	13:39	Greene 19 yd Rec.	Winston
B-CU	4	53	1:58	TD	3	6:15	K. Williams 3 yd Rush	Coker
B-CU	6	63	2:31	TD	3	0:46	K. Williams 1 yd Rush	Coker
BC	7	53	3:24	FG	1	6:34	Aguayo 40 yd FG	Winston
BC	2	75	0:44	TD	2	10:35	Greene 56 yd Rec.	Winston
BC	7	80	2:55	TD	2	1:49	Abram 10 yd Rec.	Winston
BC	3	60	0:50	TD	2	0:00	Shaw 55 yd Rec.	Winston
BC	9	75	2:46	TD	3	9:06	Greene 10 yd Rec.	Winston
BC	9	60	3:48	TD	3	3:42	K. Williams 1 yd Rush	Winston
BC	9	80	3:03	FG	4	14:07	Aguayo 20 yd FG	Winston
MD	10	77	4:40	TD	1	13:41	P.J. Williams 20 yd Interception	
MD	9	80	4:11	TD	1	8:14	K. Williams 1 yd Rush	Winston
MD	9	78	3:20	TD	2	6:15	Freeman 5 yd Rush	Winston
MD	7	94	2:38	TD	2	0:28	Benjamin 5 yd Rec.	Winston
MD	6	55	1:43	TD	3	12:18	O'Leary 8 yd Rec.	Winston
MD	10	83	5:15	TD	3	9:47	Shaw 21 yd Rec.	Winston
MD	1	21	0:04	TD	4	1:50	O'Leary 12 yd Rec.	Winston
MD	7	66	2:03	TD	4	14:56	Benjamin 21 yd Rec.	Winston
MD	1	24	0:07	TD	4	11:28	K. Williams 17 yd Rush	Coker
CU	3	34	1:14	TD	4	9:49	Coker 24 yd Rush	Coker
CU	16	77	7:39	FG	1	13:38	Benjamin 22 yd Rec.	Winston
CU					1	4:18	Aguayo 28 yd FG	Winston
CU	4	95	1:39	TD	1	3:07	Edwards Jr. 37 yd Fumble Recovery	
CU	13	72	5:13	FG	2	7:08	Greene 72 yd Rec.	Winston
CU	6	42	1:20	TD	2	0:33	Aguayo 24 yd FG	Winston
CU	8	66	3:09	TD	3	13:33	Greene 17 yd Rec.	Winston
CU	7	57	4:05	TD	3	4:04	Winston 4 yd Rush	Winston
CU	6	97	3:59	FG	4	12:17	Freeman 2 yd Rush	Winston
NCST	4	65	1:25	TD	4	4:41	Aguayo 20 yd FG	Winston
NCST	1	39	0:08	TD	1	13:02	K. Williams 18 yd Rush	Winston
NCST	7	62	2:29	TD	1	11:12	Benjamin 39 yd Rec.	Winston
NCST	2	14	0:11	TD	1	7:02	Freeman 11 yd Rush	Winston
NCST	5	89	1:55	TD	1	6:09	O'Leary 14 yd Rec.	Winston
NCST	6	54	1:14	TD	2	2:02	Greene 42 yd Rec.	Winston
NCST	9	79	4:51	TD	2	3:06	Freeman 4 yd Rush	Winston
UM	13	72	5:44	TD	4	2:19	Whitfield 31 yd Rush	Coker
UM	11	79	6:50	TD	1	9:16	Freeman 5 yd Rush	Winston
UM	5	80	2:35	TD	2	10:42	Wilder, Jr. 1 yd Rush	Winston
UM	10	83	4:42	TD	2	5:08	Freeman 48 yd Rec.	Winston
UM	9	79	4:38	TD	3	8:33	Wilder, Jr. 5 yd Rush	Winston
UM	12	61	6:19	FG	3	3:41	Freeman 12 yd Rush	Winston
UM	6	33	3:39	FG	4	6:52	Aguayo 25 yd FG	Winston
WF	13	80	5:48	TD	1	1:03	Aguayo 28 yd FG	Winston
WF	2	2	0:41	TD	1	7:15	Wilder, Jr. 5 yd Rush	Winston
WF	2	15	0:47	TD	1	6:25	Freeman 1 yd Rush	Winston
WF					1	2:10	Benjamin 18 yd Rec.	Winston
WF					2	14:15	Andrews 56 yd Interception	
WF					2	13:56	Ramsey 23 yd Fumble Recovery	
WF	8	57	1:36	TD	2	0:11	Abram 2 yd Rec.	Winston
WF	1	5	0:07	TD	3	12:03	K. Williams 5 yd Rush	Coker
WF	6	15	2:23	FG	3	8:24	Aguayo 42 yd FG	Coker
WF					4	8:52	Whitfield 97 yd Kickoff Return	
SU	6	77	2:31	TD	1	12:29	Wilder, Jr. 3 yd Rush	Winston
SU	1	74	0:13	TD	1	10:41	Whitfield 74 yd Rush	Winston
SU	6	79	2:50	TD	1	4:41	Freeman 4 yd Rush	Winston
SU	4	39	1:32	TD	1	0:40	Greene 6 yd Rec.	Winston
SU	7	79	1:39	TD	2	11:52	Benjamin 6 yd Rec.	Winston
SU	5	16	1:37	FG	2	5:07	Aguayo 53 yd FG	Winston
SU	3	46	1:15	TD	3	10:51	Wilder, Jr. 37 yd Rush	Maguire
SU	4	83	1:31	TD	3	7:45	O'Leary 17 yd Rec.	Maguire
SU					3	5:47	Casher 31 yd Fumble Recovery	
IDHO	7	82	2:44	TD	1	9:58	Freeman 60 yd Rush	Winston
IDHO	5	73	2:02	TD	1	5:18	Benjamin 32 yd Rec.	Winston
IDHO					1	3:05	Tel. Smith 79 yd Interception	
IDHO	5	44	2:04	TD	2	12:48	Shaw 46 yd Rec.	Winston
IDHO	5	85	1:33	TD	2	5:54	Wilder, Jr. 1 yd Rush	Winston
IDHO	6	35	0:29	TD	2	0:04	Shaw 20 yd Rec.	Winston
IDHO	5	45	1:43	TD	3	13:11	Benjamin 21 yd Rec.	Winston
IDHO	4	61	0:47	TD	3	11:34	K. Williams 4 yd Rush	Maguire
IDHO	14	65	5:32	FG	3	3:07	Aguayo 42 yd FG	Maguire
IDHO	6	64	2:21	TD	4	14:25	K. Williams 25 yd Rush	Maguire
IDHO	3	7	1:20	TD	4	7:18	R. Green 2 yd Rec.	Maguire
IDHO					4	4:19	Levenberry 78 yd Interception	
UF	8	35	4:00	FG	1	3:43	Aguayo 49 yd FG	Winston
UF	12	96	5:51	TD	2	4:24	Benjamin 45 yd Rec.	Winston
UF	6	74	1:42	TD	2	0:25	Benjamin 29 yd Rec.	Winston
UF	6	16	2:36	FG	3	11:02	Aguayo 40 yd FG	Winston
UF	5	84	1:43	TD	3	7:08	Freeman 11 yd Rush	Winston
UF	10	79	5:33	TD	4	8:06	Benjamin 4 yd Rec.	Winston
UF	6	21	3:38	FG	4	3:14	Aguayo 28 yd FG	Winston
DU	9	64	4:03	TD	2	12:36	Benjamin 14 yd Rec.	Winston
DU	11	73	5:01	TD	2	3:37	K. Williams 12 yd Rush	Winston
DU	7	53	0:58	FG	2	0:25	Aguayo 45 yd FG	Winston
DU	3	26	1:01	TD	3	9:52	Shaw 11 yd Rush	Winston
DU	5	87	1:49	TD	3	6:31	Benjamin 54 yd Rec.	Winston
DU	4	61	1:25	TD	3	2:38	Winston 17 yd Rush	Winston
DU	9	92	4:33	TD	4	7:25	Freeman 7 yd Rush	Winston

CAREER MILESTONES

100-YARD RUSHING GAMES

Devonta Freeman (7):

148 Yds.	Maryland, 2012
129 Yds.	Idaho, 2013
112 Yds.	Bethune-Cookman, 2013
109 Yds.	Nevada, 2013
109 Yds.	Duke, 2011
104 Yds.	Duke, 2012
100 Yds.	Maryland, 2011

Karlos Williams (2):

114 Yds.	Idaho, 2013
110 Yds.	Nevada, 2013

James Wilder Jr. (1):

106 Yds.	Murray State, 2012
----------	--------------------

100-YARD RECEIVING GAMES

Rashad Greene (6):

163 Yds.	Wake Forest, 2011
146 Yds.	Clemson, 2013
137 Yds.	NC State, 2013
126 Yds.	Pitt, 2013
125 Yds.	Virginia Tech, 2012
108 Yds.	Maryland, 2013

Kelvin Benjamin (3):

212 Yds.	Florida, 2013
119 Yds.	Duke, 2013
103 Yds.	Boston College, 2013

Kenny Shaw (2):

125 Yds.	Boston College, 2012
107 Yds.	Idaho, 2013

Nick O'Leary (1):

161 Yds.	Clemson, 2013
----------	---------------

Christian Green (1):

102 Yds.	Wake Forest, 2011
----------	-------------------

300-YARD PASSING GAMES

Jameis Winston (7):

444 Yds.	Clemson, 2013
393 Yds.	Maryland, 2013
356 Yds.	Pitt, 2013
330 Yds.	Duke, 2013
330 Yds.	Boston College, 2013
327 Yds.	Florida, 2013
325 Yds.	Miami, 2013

2013 TEAM STATISTICS

Team Statistics	FS	OPP
SCORING	689	139
Points Per Game	53.0	10.7
FIRST DOWNS	338	207
Rushing	132	87
Passing	184	100
Penalty	22	20
RUSHING YARDAGE	2696	1515
Yards gained rushing	3047	1883
Yards lost rushing	351	368
Rushing Attempts	474	483
Average Per Rush	5.7	3.1
Average Per Game	207.4	116.5
TDs Rushing	41	5
PASSING YARDAGE	4186	1976
Comp-Att-Int	268-407-13	208-400-25
Average Per Pass	10.3	4.9
Average Per Catch	15.6	9.5
Average Per Game	322.0	152.0
TDs Passing	40	12
TOTAL OFFENSE	6882	3491
Total Plays	881	883
Average Per Play	7.8	4.0
Average Per Game	529.4	268.5
KICK RETURNS: #-Yards	27-701	66-1231
PUNT RETURNS: #-Yards	34-340	11-201
INT RETURNS: #-Yards	25-525	13-72
KICK RETURN AVERAGE	26.0	18.7
PUNT RETURN AVERAGE	10.0	18.3
INT RETURN AVERAGE	21.0	5.5
FUMBLES-LOST	11-4	15-9
PENALTIES-Yards	71-634	66-605
Average Per Game	48.8	46.5
PUNTS-Yards	36-1468	90-3850
Average Per Punt	40.8	42.8
Net punt average	34.1	37.9
KICKOFFS-Yards	121-7325	36-2136
Average Per Kick	60.5	59.3
Net kick average	41.3	34.3
TIME OF POSSESSION/Game	29:38	30:22
3RD-DOWN Conversions	80/145	58/194
3rd-Down Pct	55%	30%
4TH-DOWN Conversions	2/3	11/22
4th-Down Pct	67%	50%
SACKS BY-Yards	33-248	29-211
MISC YARDS	0	0
TOUCHDOWNS SCORED	90	17
FIELD GOALS-ATTEMPTS	19-20	7-11
ON-SIDE KICKS	0-0	1-2
RED-ZONE SCORES	(67-69) 97%	(20-26) 77%
RED-ZONE TOUCHDOWNS	(55-69) 80%	(14-26) 54%
PAT-ATTEMPTS	(90-90) 100%	(16-17) 94%
ATTENDANCE	527947	310376
Games/Avg Per Game	7/75421	5/62075
Neutral Site Games		1/67694

Score by Quarters	1st	2nd	3rd	4th	OT	Total
Florida State	162	207	200	120	0	689
Opponents	35	27	29	48	0	139

2013 INDIVIDUAL STATISTICS

Rushing	gp-gs	att	gain	loss	net	avg	td	lg	avg/g
Devonta Freeman	13-13	162	972	29	943	5.8	13	60	72.5
Karlos Williams	13-0	86	723	18	705	8.2	11	65	54.2
James Wilder Jr.	12-1	78	558	16	542	6.9	8	49	45.2
Jameis Winston	13-13	77	364	171	193	2.5	4	20	14.8
Ryan Green	12-0	33	180	17	163	4.9	1	34	13.6
Kermit Whitfield	13-0	3	110	0	110	36.7	2	74	8.5
Freddie Stevenson	12-0	8	34	1	33	4.1	1	10	2.8
Chad Abram	13-6	6	26	0	26	4.3	0	7	2.0
Jacob Coker	7-0	10	55	40	15	1.5	1	24	2.1
Rashad Greene	13-12	1	9	0	9	9.0	0	9	0.7
Will Burnham	2-0	1	6	0	6	6.0	0	6	3.0
Nigel Terrell	10-0	1	4	0	4	4.0	0	4	0.4
Cameron Ponder	3-0	1	0	0	0	0.0	0	0	0.0
Sean Maguire	8-0	2	6	7	-1	-0.5	0	6	-0.1
TEAM	6-0	5	0	52	-52	-10.4	0	0	-8.7
Total	13	474	3047	351	2696	5.7	41	74	207.4
Opponents	13	483	1883	368	1515	3.1	5	72	116.5

Passing	gp-gs	effic	comp-att-int	pct	yds	td	lg	avg/g
Jameis Winston	13-13	190.05	237-349-10	67.9	3820	38	94	293.8
Jacob Coker	7-0	102.78	18-36-1	50.0	250	0	42	35.7
Sean Maguire	8-0	120.69	13-21-2	61.9	116	2	17	14.5
TEAM	6-0	0.00	0-1-0	0.0	0	0	0	0.0
Total	13	178.29	268-407-13	65.8	4186	40	94	322.0
Opponents	13	90.90	208-400-25	52.0	1976	12	68	152.0

Receiving	gp-gs	no.	yds	avg	td	lg	avg/g
Rashad Greene	13-12	67	981	14.6	9	72	75.5
Kenny Shaw	13-7	52	929	17.9	6	55	71.5
Kelvin Benjamin	13-13	50	957	19.1	14	56	73.6
Nick O'Leary	13-12	33	557	16.9	7	94	42.8
Devonta Freeman	13-13	19	257	13.5	1	48	19.8
Christian Green	13-0	13	157	12.1	0	22	12.1
Chad Abram	13-6	8	62	7.8	2	16	4.8
Karlos Williams	13-0	7	63	9.0	0	15	4.8
Kermit Whitfield	13-0	5	89	17.8	0	42	6.8
James Wilder Jr.	12-1	3	27	9.0	0	10	2.2
Jesus Wilson	12-0	3	23	7.7	0	11	1.9
Isaiah Jones	5-0	2	31	15.5	0	16	6.2
Shayne Broxsie	12-0	2	19	9.5	0	12	1.6
Freddie Stevenson	12-0	2	18	9.0	0	10	1.5
Ryan Green	12-0	2	16	8.0	1	14	1.3
Total	13	268	4186	15.6	40	94	322.0
Opponents	13	208	1976	9.5	12	68	152.0

Punt Returns	no.	yds	avg	td	lg
Kenny Shaw	26	251	9.7	0	26
Jesus Wilson	8	89	11.1	0	28
Total	34	340	10.0	0	28
Opponents	11	201	18.3	0	45

Interceptions	no.	yds	avg	td	lg
Nate Andrews	4	91	22.8	1	56
Telvin Smith	3	147	49.0	2	79
Ronald Darby	2	16	8.0	0	12
P.J. Williams	2	20	10.0	1	20
Terrence Brooks	2	0	0.0	0	0
Lamarus Joyner	2	20	10.0	0	15
Jalen Ramsey	1	31	31.0	0	31
Terrance Smith	1	32	32.0	0	32
Jacobbi McDaniel	1	0	0.0	0	0
E.J. Levenberry	1	78	78.0	1	78
Dan Hicks	1	0	0.0	0	0
Keelin Smith	1	44	44.0	0	44
Christian Jones	1	15	15.0	0	15
Marquez White	1	0	0.0	0	0
Mario Edwards Jr.	1	4	4.0	0	4
Tyler Hunter	1	27	27.0	0	27
Total	25	525	21.0	5	79
Opponents	13	72	5.5	0	29

Kick Returns	no.	yds	avg	td	lg
Kermit Whitfield	13	447	34.4	1	97
Karlos Williams	5	88	17.6	0	38
Lamarus Joyner	5	110	22.0	0	28
Shayne Broxsie	2	9	4.5	0	5
Jesus Wilson	1	27	27.0	0	27
Kenny Shaw	1	20	20.0	0	20
Total	27	701	26.0	1	97
Opponents	66	1231	18.7	0	71

Fumble Returns	no.	yds	avg	td	lg
Jalen Ramsey	1	23	23.0	1	23
Telvin Smith	1	-5	-5.0	0	0
Ronald Darby	1	16	16.0	0	16
Chris Casher	1	31	31.0	1	31
Mario Edwards Jr.	1	37	37.0	1	37
Total	5	102	20.4	3	37
Opponents	0	0	0.0	0	0

2013 INDIVIDUAL STATISTICS

Scoring	td	fg	PAT				dpx	saf	pts
			kick	rush	rcv	pass			
Roberto Aguayo	-	19-20	90-90	-	-	-	-	-	147
Devonta Freeman	14	-	-	-	-	-	-	-	84
Kelvin Benjamin	14	-	-	-	-	-	-	-	84
Karlos Williams	11	-	-	-	-	-	-	-	66
Rashad Greene	9	-	-	-	-	-	-	-	54
James Wilder Jr.	8	-	-	-	-	-	-	-	48
Nick O'Leary	7	-	-	-	-	-	-	-	42
Kenny Shaw	6	-	-	-	-	-	-	-	36
Jameis Winston	4	-	-	-	-	-	-	-	24
Kermit Whitfield	3	-	-	-	-	-	-	-	18
Chad Abram	2	-	-	-	-	-	-	-	12
Telvin Smith	2	-	-	-	-	-	-	-	12
Ryan Green	2	-	-	-	-	-	-	-	12
Jacob Coker	1	-	-	-	-	-	-	-	6
Freddie Stevenson	1	-	-	-	-	-	-	-	6
E.J. Levenberry	1	-	-	-	-	-	-	-	6
P.J. Williams	1	-	-	-	-	-	-	-	6
Nate Andrews	1	-	-	-	-	-	-	-	6
Mario Edwards Jr.	1	-	-	-	-	-	-	-	6
Chris Casher	1	-	-	-	-	-	-	-	6
Jalen Ramsey	1	-	-	-	-	-	-	-	6
TEAM	-	-	-	-	-	-	1	-	2
Total	90	19-20	90-90	-	-	-	-	1	689
Opponents	17	7-11	16-17	-	-	-	-	-	139

Total Offense	g	plays	rush	pass	total	avg/g
Jameis Winston	13	426	193	3820	4013	308.7
Devonta Freeman	13	162	943	0	943	72.5
Karlos Williams	13	86	705	0	705	54.2
James Wilder Jr.	12	78	542	0	542	45.2
Jacob Coker	7	46	15	250	265	37.9
Ryan Green	12	33	163	0	163	13.6
Sean Maguire	8	23	-1	116	115	14.4
Kermit Whitfield	13	3	110	0	110	8.5
Freddie Stevenson	12	8	33	0	33	2.8
Chad Abram	13	6	26	0	26	2.0
Rashad Greene	13	1	9	0	9	0.7
Will Burnham	2	1	6	0	6	3.0
Nigel Terrell	10	1	4	0	4	0.4
TEAM	6	6	-52	0	-52	-8.7
Total	13	881	2696	4186	6882	529.4
Opponents	13	883	1515	1976	3491	268.5

Field Goals	fg	pct.	01-19	20-29	30-39	40-49	50-99	lg	blk
Roberto Aguayo	19-20	95.0	0-0	10-10	1-1	7-8	1-1	53	0

FG Sequence	Florida State	Opponents
PITT	(22),(28)	(28),(39)
Nevada	(23),(33)	-
Bethune-Cookman	(45)	-
Boston College	(40),(20)	(24),(24)
Maryland	-	51
Clemson	(28),(24),(20)	-
NC State	-	(36)
Miami	(25),(28)	44
Wake Forest	43,(42)	(23)
Syracuse	(53)	(32)
Idaho	(42)	-
Florida	(49),(40),(28)	49
Duke	(45)	48

Numbers in (parentheses) indicate field goal was made.

Punting	no.	yds	avg	lg	tb	fc	i20	50+	blk
Cason Beatty	36	1468	40.8	59	2	10	11	5	0
Total	36	1468	40.8	59	2	10	11	5	0
Opponents	90	3850	42.8	64	5	30	28	20	0

Kickoffs	no.	yds	avg	tb	ob	retn	net	ydln
Roberto Aguayo	113	6872	60.8	42	5			
Clay Pickler	8	453	56.6	2	1			
Total	121	7325	60.5	44	6	18.7	41.3	23
Opponents	36	2136	59.3	8	0	26.0	34.3	30

All Purpose	g	rush	rcv	pr	kr	ir	total	avg/g
Kenny Shaw	13	0	929	251	20	0	1200	92.3
Devonta Freeman	13	943	257	0	0	0	1200	92.3
Rashad Greene	13	9	981	0	0	0	990	76.2
Kelvin Benjamin	13	0	957	0	0	0	957	73.6
Karlos Williams	13	705	63	0	88	0	856	65.8
Kermit Whitfield	13	110	89	0	447	0	646	49.7
James Wilder Jr.	12	542	27	0	0	0	569	47.4
Nick O'Leary	13	0	557	0	0	0	557	42.8
Jameis Winston	13	193	0	0	0	0	193	14.8
Ryan Green	12	163	16	0	0	0	179	14.9
Christian Green	13	0	157	0	0	0	157	12.1
Telvin Smith	13	0	0	0	147	147	11.3	
Jesus Wilson	12	0	23	89	27	0	139	11.6
Lamarcus Joynes	13	0	0	0	110	20	130	10.0
Nate Andrews	13	0	0	0	0	91	91	7.0
Chad Abram	13	26	62	0	0	0	88	6.8
E.J. Levenberry	13	0	0	0	0	78	78	6.0
Freddie Stevens	12	33	18	0	0	0	51	4.2
Keelin Smith	12	0	0	0	0	44	44	3.7
Terrance Smith	13	0	0	0	0	32	32	2.5
Jalen Ramsey	13	0	0	0	0	31	31	2.4
Isaiah Jones	5	0	31	0	0	0	31	6.2
Shayne Broxsie	12	0	19	0	9	0	28	2.3
Tyler Hunter	3	0	0	0	0	27	27	9.0
P.J. Williams	12	0	0	0	0	20	20	1.7
Ronald Darby	13	0	0	0	0	16	16	1.2
Christian Jones	12	0	0	0	0	15	15	1.2
Jacob Coker	7	15	0	0	0	0	15	2.1
Will Burnham	2	6	0	0	0	0	6	3.0
Mario Edwards J	11	0	0	0	0	4	4	0.4
Nigel Terrell	10	4	0	0	0	0	4	0.4
Sean Maguire	8	-1	0	0	0	-1	-0.1	-0.1
TEAM	6	-52	0	0	0	0	-52	-8.7
Total	13	2696	4186	340	701	525	8448	649.8
Opponents	13	1515	1976	201	1231	72	4995	384.2

2013 DEFENSIVE STATISTICS

#	Defensive Leaders	gp-gs	Tackles				Sacks no-yds	Pass defense			Fumbles		blkd	
			ua	a	tot	tfl/yds		int-yds	brup	qbh	rcv-yds	ff	kick	saf
22	Telvin Smith	13-13	50	25	75	9.5-25	2.0-8	3-147	4	2	2--5	.	.	.
20	Lamarcus Joyner	13-13	43	21	64	6.5-54	5.0-51	2-20	4	3	.	3	.	.
24	Terrance Smith	13-9	32	23	55	2.5-17	2.0-16	1-32	3	1
8J	Timmy Jernigan	13-13	30	24	54	10.5-43	4.5-32	.	1	2
31	Terrence Brooks	12-12	33	17	50	7.0-30	1.0-13	2-0	4	.	1-0	2	.	.
7	Christian Jones	12-11	30	19	49	7.5-20	2.0-3	1-15	.	6
5N	Reggie Northrup	13-0	22	24	46	2.5-4	.	.	1	2
13	Jalen Ramsey	13-13	32	12	44	2.0-18	1.0-12	1-31	1	1	1-23	1	.	.
1L	E.J. Levenberry	13-1	18	21	39	1.0-1	.	1-78	1	.	.	1	.	.
29	Nate Andrews	13-1	22	9	31	1.0-4	1.0-4	4-91	4	.	1-0	3	.	.
26	P.J. Williams	12-10	16	12	28	1.0-7	.	2-20	7	1
55	Jacobbi McDaniel	13-0	15	13	28	2.0-4	.	1-0	1	1
52	Ukeme Eligwe	12-0	17	10	27	3.0-13	2.0-11
21	Chris Casher	12-0	15	10	25	5.0-20	2.0-15	.	2	2	1-31	1	.	.
6	Dan Hicks	13-4	11	14	25	5.5-22	1.0-13	1-0	1
15	Mario Edwards Jr.	11-10	14	8	22	6.5-36	2.5-27	1-4	1	1	2-37	1	.	.
97	Demonte McAllister	10-1	7	14	21	1.0-1	.	.	1	2
44	DeMarcus Walker	12-3	9	9	18	2.0-9	1.0-7	.	.	3
43	Desmond Hollin	13-0	8	8	16	3.0-17	2.0-14
90	Eddie Goldman	12-12	6	10	16	2.5-8	2.0-8
37	Keelin Smith	12-0	11	5	16	1.0-1	.	1-44	1
42	Lamarcus Brutus	11-0	14	2	16	1.0-3	.	.	1
99	Nile LawrenceStampf	12-6	7	7	14	1.5-2	.	.	.	2
27	Marquez White	11-0	8	4	12	1.0-1	.	1-0
3	Ronald Darby	13-8	9	3	12	.	.	2-16	3	.	1-16	.	.	.
1	Nick Waisome	12-0	10	1	11	1.0-1	.	.	2
23	Gerald Demps	12-0	8	2	10	1.0-3	.	.	2
1H	Tyler Hunter	3-3	7	1	8	.	.	1-27	2
11	Derrick Mitchell	7-0	5	2	7	1.0-5	1.0-5
9	Karlos Williams	13-0	5	1	6
12	Matthew Thomas	5-0	4	.	4	2.0-10	1.0-9
57	Philip Doumar	13-0	3	1	4
30	Colin Blake	11-0	2	1	3
92	Justin Shanks	5-0	1	2	3
58	Ryan Alicea	2-0	1	1	2
4	Colton Woodall	4-0	1	1	2
35	Nick O'Leary	13-12	1	.	1
75	Cameron Erving	13-13	1	.	1
5S	Bryan Stork	12-12	1	.	1
8	Devonta Freeman	13-13	1	.	1
28	Nigel Terrell	10-0	1	.	1
38	Cason Beatty	13-0	1	.	1
19	Roberto Aguayo	13-0	1	.	1
93	Brad Bentz	2-0	.	1	1
TM	TEAM	6-0	1
Total		13	533	338	871	91-379	33-248	25-525	47	29	9-102	12	.	1
Opponents		13	522	310	832	75-328	29-211	13-72	40	10	4-0	8	.	.

2013 GAME-BY-GAME STARTS

	PITT	NEV	B-CU	BC	MD	CU	NCS	UM	WF	SU	ID	UF	DUKE
X	Greene	Greene	Greene	Newberry (TE)	Greene	Greene	Greene	Greene	Greene	Greene	Greene	Greene	Greene
LT	Erving	Erving	Erving	Erving	Erving	Erving	Erving	Erving	Erving	Erving	Erving	Erving	Erving
LG	Matias	Matias	Matias	Matias	Matias	Matias	Matias	Matias	Matias	Matias	Matias	Matias	Matias
C	Stork	Stork	Stork	Stork	Stork	Stork	Stork	Stork	Stork	Stork	Stork	Stork	Stork
RG	Jackson	Carter	Jackson	Jackson	Jackson	Jackson	Jackson	Jackson	Jackson	Jackson	Jackson	Jackson	Jackson
RT	Hart	Hart	Hart	Hart	Hart	Hart	Hart	Hart	Hart	Hart	Hart	Hart	Hart
Y	Shaw	O'Leary (TE)	O'Leary (TE)	O'Leary (TE)	Shaw	O'Leary (TE)	Shaw	Shaw	O'Leary (TE)	Shaw	O'Leary (TE)	Shaw	Shaw
Z	Benjamin	Benjamin	Benjamin	Benjamin	Benjamin	Benjamin	Benjamin	Benjamin	Benjamin	Benjamin	Benjamin	Benjamin	Benjamin
QB	Winston	Winston	Winston	Winston	Winston	Winston	Winston	Winston	Winston	Winston	Winston	Winston	Winston
FB	O'Leary (TE)	Abram	Abram	Abram	Wildier, Jr. (TB)	Abram	O'Leary (TE)	O'Leary (TE)	Abram	O'Leary (TE)	Abram	O'Leary (TE)	O'Leary (TE)
TB	Freeman	Freeman	Freeman	Freeman	Freeman	Freeman	Freeman	Freeman	Freeman	Freeman	Freeman	Freeman	Freeman
PK	Aguayo	Aguayo	Aguayo	Aguayo	Aguayo	Aguayo	Aguayo	Aguayo	Aguayo	Aguayo	Aguayo	Aguayo	Aguayo
DS	Doumar	Doumar	Doumar	Doumar	Doumar	Doumar	Doumar	Doumar	Doumar	Doumar	Doumar	Doumar	Doumar
HO	Beatty	Beatty	Beatty	Beatty	Beatty	Beatty	Beatty	Beatty	Beatty	Beatty	Beatty	Beatty	Beatty
KO	Aguayo	Aguayo	Aguayo	Aguayo	Aguayo	Aguayo	Aguayo	Aguayo	Aguayo	Aguayo	Aguayo	Aguayo	Aguayo
P	Beatty	Beatty	Beatty	Beatty	Beatty	Beatty	Beatty	Beatty	Beatty	Beatty	Beatty	Beatty	Beatty
LE	Goldman	Goldman	McAllister	Goldman	Goldman	Goldman	Goldman	Goldman	Goldman	Goldman	Goldman	Goldman	Goldman
DT	Lawrence-Stample	Lawrence-Stample	Lawrence-Stample	Lawrence-Stample	Joyner (Nickel)	Joyner (Nickel)	Joyner (Nickel)	Joyner (Nickel)	Joyner (Nickel)	Joyner (Nickel)	Joyner (Nickel)	Lawrence-Stample	Lawrence-Stample
DT	Jernigan (NT)	Jernigan (NT)	Jernigan (NT)	Jernigan (NT)	Jernigan (NT)	Jernigan (NT)	Jernigan (NT)	Jernigan (NT)	Jernigan (NT)	Jernigan (NT)	Jernigan (NT)	Jernigan (NT)	Jernigan (NT)
RE	Walker	Walker	Walker	Walker	Edwards, Jr.	Edwards, Jr.	Edwards, Jr.	Edwards, Jr.	Edwards, Jr.	Edwards, Jr.	Edwards, Jr.	Edwards, Jr.	Edwards, Jr.
WLB	Tel. Smith	Tel. Smith	Tel. Smith	Tel. Smith	Tel. Smith	Tel. Smith	Tel. Smith	Tel. Smith	Tel. Smith	Tel. Smith	Tel. Smith	Tel. Smith	Tel. Smith
MLB	Jones	Jones	Ter. Smith	Levenberry	Ter. Smith	Ter. Smith	Ter. Smith	Ter. Smith	Ter. Smith	Ter. Smith	Ter. Smith	Ter. Smith	Joyner (Nickel)
SLB	Hicks	Hicks	Hicks	Hicks	Jones	Jones	Jones	Jones	Jones	Jones	Jones	Jones	Jones
CB	Joyner	Joyner	Joyner	Joyner	Darby	Darby	Darby	Darby	Darby	Darby	Darby	Joyner	Darby
FS	Brooks	Brooks	Brooks	Brooks	Brooks	Ramsey	Ramsey	Ramsey	Ramsey	Ramsey	Ramsey	Ramsey	Ramsey
SS	Hunter	Hunter	Hunter	Ramsey	Ramsey	Brooks	Brooks	Brooks	Andrews	Brooks	Brooks	Brooks	Brooks
CB	Ramsey	Ramsey	Ramsey	P.J. Williams	P.J. Williams	P.J. Williams	P.J. Williams	P.J. Williams	P.J. Williams	P.J. Williams	P.J. Williams	P.J. Williams	P.J. Williams

CAREER STARTS LIST

Player	'09	'10	'11	'12	'13	Ttl
Chad Abram	-	-	-	-	6	6
Roberto Aguayo	-	-	-	-	13	13
Nate Andrews	-	-	-	-	1	1
Austin Barron	-	-	3	1	1	5
Cason Beatty	-	-	-	14	13	27
Kelvin Benjamin	-	-	-	-	13	13
Terrence Brooks	-	-	-	14	12	26
Ruben Carter	-	-	-	-	1	1
Ronald Darby	-	-	-	-	8	8
Phillip Doumar	-	-	-	-	13	13
Mario Edwards Jr.	-	-	-	2	10	12
Cameron Erving	-	-	-	14	13	27
Jacob Fahrenkrug	-	-	12	-	-	12
Devonta Freeman	-	-	7	5	13	25
Eddie Goldman	-	-	-	-	12	12
Christian Green	-	-	4	-	-	4
Rashad Greene	-	-	3	13	12	28
Jarred Haggins	-	-	1	2	-	3
Kevin Haplea	-	-	-	2	-	2
Bobby Hart	-	-	9	-	13	22
Dan Hicks	-	-	-	-	4	4
Tyler Hunter	-	-	-	3	3	6
Tre' Jackson	-	-	1	14	11	26
Timmy Jernigan	-	-	-	2	13	15
Christian Jones	-	-	13	14	11	38
Lamarcus Joyner	-	-	13	14	13	40
Nile Lawrence Stample	-	-	-	-	6	6
E.J. Levenberry	-	-	-	-	1	1
Josue Matias	-	-	1	14	13	28
Demonte McAllister	-	-	-	-	1	1
Jacobi McDaniel	2	14	2	-	-	18
Georgio Newberry	-	-	-	-	1	1
Nick O'Leary	-	-	2	11	12	25
Jalen Ramsey	-	-	-	-	13	13
Kenny Shaw	-	-	3	1	7	11
Telvin Smith	-	-	1	-	13	14
Terrance Smith	-	-	-	-	9	9
Bryan Stork	-	4	10	13	12	39
Nick Waisome	-	-	-	14	-	14
DeMarcus Walker	-	-	-	-	3	3
James Wildier Jr.	-	-	-	1	1	2
Karlos Williams	-	-	-	1	-	1
P.J. Williams	-	-	-	-	10	10
Jameis Winston	-	-	-	-	13	13

(Bowl Games Included in Totals)

2013 GAME BY GAME CAPTAINS

PITT	Lamarcus Joyner (DB) Telvin Smith (LB) Bryan Stork (C)
NEVADA	Terrence Brooks (DB) Christian Jones (LB) Kenny Shaw (WR)
BETHUNE-COOKMAN	Chad Abram (FB) Gerald Demps (DB) Demonte McAllister (DT)
BOSTON COLLEGE	Dan Hicks (SLB) Bryan Stork (C) Lamarcus Joyner (CB)
MARYLAND	Terrence Brooks (DB) Telvin Smith (LB) Bryan Stork (C)
CLEMSON	Lamarcus Joyner (DB) Telvin Smith (LB) Kenny Shaw (WR)
NC STATE	Terrence Brooks (DB) Jacobi McDaniel (DT) Bryan Stork (C)
MIAMI	Lamarcus Joyner (DB) Telvin Smith (LB) Kenny Shaw (WR)
WAKE FOREST	Chad Abram (FB) Philip Doumar (DS)
SYRACUSE	Lamarcus Joyner (DB) Telvin Smith (LB) Bryan Stork (C)
IDAHO	Lamarcus Joyner (DB) Telvin Smith (LB) Bryan Stork (C) Kenny Shaw (WR)
FLORIDA	Lamarcus Joyner (DB) Telvin Smith (LB) Bryan Stork (C)
ACC CHAMPIONSHIP V. DUKE	Lamarcus Joyner (DB) Telvin Smith (LB) Bryan Stork (C)

2013 GAME-BY-GAME PARTICIPATION

	Name	GP/GS	UP	NEV	BCU	BC	UMD	CU	ST	UM	WF	SU	UI	UF	DU
41	ABRAM, C.	13/6	XXX	START	START	START	XXX	START	XXX	XXX	START	XXX	START	XXX	XXX
40	ADAMS, D.	1/-	XXX
19	AGUAYO, R.	13/-	XXX	XXX	XXX	XXX	XXX	XXX	XXX	XXX	XXX	XXX	XXX	XXX	XXX
3K	AKANBI, J.	1/-	XXX
58	ALICEA, R.	2/-	...	XXX	XXX
4A	ALOISE, P.	1/-	XXX
29	ANDREWS, N.	13/1	XXX	XXX	XXX	XXX	XXX	XXX	XXX	XXX	START	XXX	XXX	XXX	XXX
62	BARRON, A.	11/1	XXX	XXX	XXX	XXX	XXX	XXX	START	XXX	XXX	XXX	XXX
38	BEATTY, C.	13/-	XXX	XXX	XXX	XXX	XXX	XXX	XXX	XXX	XXX	XXX	XXX	XXX	XXX
78	BELL, W.	2/-	XXX	XXX
1	BENJAMIN, K.	13/13	START	START	START	START	START	START	START	START	START	START	START	START	START
93	BENTZ, B.	2/-	...	XXX	XXX
30	BLAKE, C.	11/-	...	XXX	XXX	...	XXX	XXX	XXX	XXX	XXX	XXX	XXX	XXX	XXX
31	BROOKS, S.	12/12	START	START	START	START	START	START	START	START	...	START	START	START	START
4B	BROXSIE, T.	12/-	XXX	XXX	XXX	XXX	XXX	XXX	XXX	...	XXX	XXX	XXX	XXX	XXX
42	BRUTUS, L.	11/-	XXX	XXX	XXX	...	XXX	XXX	XXX	...	XXX	XXX	XXX	XXX	XXX
47	BURNETT, K.	5/-	...	XXX	XXX	...	XXX	...	XXX	XXX
45	BURNHAM, W.	2/-	...	XXX	XXX
65	CARTER, R.	11/1	XXX	START	XXX	XXX	XXX	XXX	XXX	...	XXX	XXX	XXX	XXX	...
21	CASHER, C.	12/-	XXX	XXX	XXX	XXX	XXX	XXX	XXX	...	XXX	XXX	XXX	XXX	XXX
14	COKER, J.	7/-	XXX	XXX	XXX	...	XXX	XXX	XXX	...	XXX
4Z	CONLEY, P.	1/-	XXX
3	DARBY, R.	13/8	XXX	XXX	XXX	XXX	START	START	START	START	START	START	START	XXX	START
61	DAVIS, M.	7/-	...	XXX	XXX	...	XXX	...	XXX	...	XXX	XXX	XXX
23	DEMPS, G.	12/-	XXX	XXX	XXX	XXX	XXX	XXX	XXX	XXX	XXX	XXX	XXX	...	XXX
5D	DENSON, I.	3/-	XXX	XXX	XXX	XXX
57	DOUMAR, P.	13/-	XXX	XXX	XXX	XXX	XXX	XXX	XXX	XXX	XXX	XXX	XXX	XXX	XXX
15	EDWARDS, M.	11/10	XXX	START	START	START	START	START	START	START	START	START	START
52	ELIGWE, U.	12/-	XXX	XXX	XXX	XXX	...	XXX	XXX	XXX	XXX	XXX	XXX	XXX	XXX
75	ERVING, C.	13/13	START	START	START	START	START	START	START	START	START	START	START	START	START
60	FAHRENKRUG, J.	12/-	XXX	XXX	XXX	...	XXX	XXX	XXX	XXX	XXX	XXX	XXX	XXX	XXX
8	FREEMAN, D.	13/13	START	START	START	START	START	START	START	START	START	START	START	START	START
1G	GHOLSTON, R.	4/-	...	XXX	XXX	XXX	XXX
90	GOLDMAN, E.	12/12	START	START	...	START	START	START	START	START	START	START	START	START	START
89	GREEN, C.	13/-	XXX	XXX	XXX	XXX	XXX	XXX	XXX	XXX	XXX	XXX	XXX	XXX	XXX
2G	GREEN, R.	12/-	XXX	XXX	XXX	XXX	XXX	XXX	XXX	XXX	XXX	XXX	XXX	...	XXX
80	GREENE, R.	13/12	START	START	START	XXX	START	START	START	START	START	START	START	START	START
51	HART, B.	13/13	START	START	START	START	START	START	START	START	START	START	START	START	START
6	HICKS, D.	13/4	START	START	START	START	XXX	XXX	XXX	XXX	XXX	XXX	XXX	XXX	XXX
43	HOLLIN, D.	13/-	XXX	XXX	XXX	XXX	XXX	XXX	XXX	XXX	XXX	XXX	XXX	XXX	XXX
1H	HUNTER, T.	3/3	START	START	START
54	JACKSON, T.	12/12	START	...	START	START	START	START	START	START	START	START	START	START	START
8J	JERNIGAN, T.	13/13	START	START	START	START	START	START	START	START	START	START	START	START	START
7	JONES, C.	12/11	START	START	XXX	START	START	START	START	START	START	START	START
84	JONES, I.	5/-	XXX	XXX	XXX	...	XXX	...	XXX
20	JOYNER, L.	13/13	START	START	START	START	START	START	START	START	START	START	START	START	START
88	KOWALEWSKI, J.	1/-	XXX
39	LACIVITA, B.	3/-	...	XXX	XXX	XXX
99	LAWRENCESTAMPLE	12/6	START	START	START	START	XXX	XXX	XXX	XXX	XXX	...	XXX	START	START
1L	LEVENBERRY, E.	13/1	XXX	XXX	XXX	START	XXX	XXX	XXX	XXX	XXX	XXX	XXX	XXX	XXX
53	LOVELADE, S.	11/-	XXX	XXX	XXX	XXX	XXX	...	XXX	...	XXX	XXX	XXX	XXX	XXX
10	MAGUIRE, S.	8/-	XXX	XXX	XXX	...	XXX	XXX	XXX	XXX	XXX	...
70	MATIAS, J.	13/13	START	START	START	START	START	START	START	START	START	START	START	START	START
97	MCALLISTER, D.	10/1	XXX	XXX	START	XXX	...	XXX	XXX	XXX	XXX	XXX	XXX
55	MCDANIEL, J.	13/-	XXX	XXX	XXX	XXX	XXX	XXX	XXX	XXX	XXX	XXX	XXX	XXX	XXX
11	MITCHELL, D.	7/-	XXX	...	XXX	...	XXX	XXX	XXX	XXX	XXX
4	NEWBERRY, G.	13/1	XXX	XXX	XXX	START	XXX	XXX	XXX	XXX	XXX	XXX	XXX	XXX	XXX
5N	NORTHRUP, R.	13/-	XXX	XXX	XXX	XXX	XXX	XXX	XXX	XXX	XXX	XXX	XXX	XXX	XXX
35	O'LEARY, N.	13/12	START	START	START	START	XXX	START	START	START	START	START	START	START	START
83	O'NEILL, D.	1/-	XXX
16	PICKLER, C.	4/-	...	XXX	XXX	...	XXX	XXX
4P	PONDER, C.	3/-	...	XXX	XXX	XXX
13	RAMSEY, J.	13/13	START	START	START	START	START	START	START	START	START	START	START	START	START
92	SHANKS, J.	5/-	...	XXX	XXX	...	XXX	XXX	XXX
81	SHAW, K.	13/7	START	XXX	XXX	XXX	START	XXX	START	START	XXX	START	XXX	START	START
4N	SLATER, N.	1/-	XXX
37	SMITH, K.	12/-	XXX	XXX	XXX	XXX	XXX	XXX	XXX	...	XXX	XXX	XXX	XXX	XXX
22	SMITH, TEL.	13/13	START	START	START	START	START	START	START	START	START	START	START	START	START
24	SMITH, TERR.	13/9	XXX	XXX	START	XXX	START	START	START	START	START	START	START	START	XXX
33	STEVENSON, F.	12/-	XXX	XXX	XXX	XXX	XXX	XXX	XXX	...	XXX	XXX	XXX	XXX	XXX
5S	STORK, B.	12/12	START	START	START	START	START	START	START	START	...	START	START	START	START
28	TERRELL, N.	10/-	XXX	XXX	XXX	XXX	...	XXX	XXX	...	XXX	XXX	XXX	XXX	...
12	THOMAS, M.	5/-	XXX	XXX	XXX	XXX	XXX
4T	TODD, D.	1/-	XXX
1W	WAISSOME, N.	12/-	XXX	XXX	XXX	XXX	XXX	XXX	XXX	XXX	XXX	...	XXX	XXX	XXX
44	WALKER, D.	12/3	START	XXX	START	START	XXX	XXX	XXX	XXX	XXX	XXX	XXX	...	XXX
74	WALLACE, J.	13/-	XXX	XXX	XXX	XXX	XXX	XXX	XXX	XXX	XXX	XXX	XXX	XXX	XXX
36	WASHINGTON, J.	3/-	...	XXX	XXX	XXX
66	WEEKS, K.	7/-	XXX	...	XXX	...	XXX	...	XXX	XXX	XXX	XXX	...
27	WHITE, M.	11/-	...	XXX	XXX	XXX	XXX	XXX	XXX	...	XXX	XXX	XXX	XXX	XXX
9W	Whitfield, K.	13/-	XXX	XXX	XXX	XXX	XXX	XXX	XXX	XXX	XXX	XXX	XXX	XXX	XXX
32	WILDER, J.	12/1	XXX	XXX	XXX	XXX	START	XXX	...	XXX	XXX	XXX	XXX	XXX	XXX
9	WILLIAMS, K.	13/-	XXX	XXX	XXX	XXX	XXX	XXX	XXX	XXX	XXX	XXX	XXX	XXX	XXX
26	WILLIAMS, P.J.	12/10	...	XXX	XXX	START	START	START	START	START	START	START	START	START	START
3W	WILSON, J.	12/-	XXX	XXX	XXX	...	XXX	XXX	XXX	XXX	XXX	XXX	XXX	XXX	XXX
5	WINSTON, J.	13/13	START	START	START	START	START	START	START	START	START	START	START	START	START
4W	WOODALL, C.	4/-	XXX	...	XXX	XXX

2013 FSU GAME-BY-GAME TEAM STATS

TEAM STATISTICS

Date	Opponent	Rushing				Receiving				Passing				Kick Returns				Punt Returns				tot off
		no.	yds	td	lg	no.	yds	td	lg	cmp-att-int	yds	td	lg	no.	yds	td	lg	no.	yds	td	lg	
9/2/13	at PITT	34	156	1	20	27	377	4	42	27-29-0	377	4	42	3	56	0	26	1	26	0	26	533
Sep 14	NEVADA	41	377	6	65	17	240	2	29	17-22-1	240	2	29	2	54	0	28	7	82	0	17	617
Sep 21	BETHUNE-COOKMAN	36	266	4	35	13	226	2	42	13-25-0	226	2	42	3	86	0	41	0	0	0	0	492
Sep 28	at Boston College	36	159	1	20	17	330	4	56	17-27-1	330	4	56	1	17	0	17	0	0	0	0	489
Oct 05	MARYLAND	43	183	4	24	26	431	5	48	26-39-0	431	5	48	1	12	0	12	5	50	0	28	614
Oct 19	at Clemson	38	121	2	18	22	444	3	94	22-35-1	444	3	94	2	73	0	43	1	24	0	24	565
Oct 26	NC STATE	34	224	4	31	20	342	3	42	20-34-2	342	3	42	3	79	0	34	5	42	0	23	566
Nov 02	MIAMI	44	192	4	21	21	325	1	48	21-29-2	325	1	48	2	36	0	23	0	0	0	0	517
Nov 09	at Wake Forest	34	89	3	22	22	207	2	18	22-39-1	207	2	18	2	101	1	97	4	20	0	10	296
Nov 16	SYRACUSE	19	225	4	74	22	298	3	46	22-26-1	298	3	34	2	7	0	4	3	45	0	25	523
Nov 23	IDAHO	40	336	4	60	23	309	5	34	23-39-1	309	5	46	2	96	0	58	4	43	0	20	645
Nov 30	at Florida	32	129	1	23	19	327	3	56	19-31-1	327	3	56	2	24	0	19	1	-1	0	0	456
Dec 07	vs Duke	43	239	3	22	19	330	3	54	19-32-2	330	3	54	2	60	0	44	3	9	0	6	569
Opponents		474	2696	41	74	268	4186	40	94	268-407-13	4186	40	94	27	701	1	97	34	340	0	28	6882
Opponents		483	1515	5	72	208	1976	12	68	208-400-25	1976	12	68	66	1231	0	71	11	201	0	45	3491

Games played: 13
 Avg per rush: 5.7
 Avg per catch: 15.6
 Pass efficiency: 178.29
 Kick ret avg: 26.0
 Punt ret avg: 10.0
 All purpose avg/game: 649.8
 Total offense avg/gm: 529.4

Date	Opponent	Tackles				Sacks	Fumble	Pass Defense			Blkd	PAT Attempts					
		ua	a	total	tfl-yds	no-yds	ff	fr-yds	int-yds	qbh	brup	kick	rush	rcv	saf	pts	
9/2/13	at PITT	39	14	53	6.0-40	3.0-36	0	0-0	2-31	7	5	0	5-5	0	0	0	41
Sep 14	NEVADA	38	28	66	4.0-10	0.0-0	0	0-0	1-27	1	5	0	8-8	0	0	0	62
Sep 21	BETHUNE-COOKMAN	39	46	85	7.0-34	3.0-29	1	0-0	1-68	3	0	0	7-7	0	0	1	54
Sep 28	at Boston College	54	26	80	9.0-29	3.0-22	0	0-0	2-55	0	3	0	6-6	0	0	0	48
Oct 05	MARYLAND	26	24	50	7.0-18	1.0-9	3	1-16	0-0	2	6	0	9-9	0	0	0	63
Oct 19	at Clemson	59	18	77	7.0-48	4.0-33	2	2-37	2-27	2	4	0	6-6	0	0	0	51
Oct 26	NC STATE	36	36	72	9.0-24	3.0-14	1	1-0	2-4	4	6	0	7-7	0	0	0	49
Nov 02	MIAMI	38	18	56	6.0-34	2.0-27	0	0-0	2-0	1	1	0	5-5	0	0	0	41
Nov 09	at Wake Forest	35	26	61	4.0-15	1.0-10	1	1-23	6-107	1	3	0	8-8	0	0	0	59
Nov 16	SYRACUSE	46	42	88	7.0-22	3.0-12	1	1-31	1-0	3	4	0	8-8	0	0	0	59
Nov 23	IDAHO	47	18	65	13.0-61	7.0-43	0	0-0	4-201	2	5	0	11-11	0	0	0	80
Nov 30	at Florida	35	14	49	7.0-27	1.0-8	2	2-5	0-0	2	1	0	4-4	0	0	0	37
Dec 07	vs Duke	41	28	69	5.0-17	2.0-5	1	1-0	2-5	1	4	0	6-6	0	0	0	45
Opponents		533	338	871	91.0-379	33.0-248	12	9-102	25-525	29	47	0	90-90	0	0	1	689
Opponents		522	310	832	75.0-328	29.0-211	8	4-0	13-72	10	40	0	16-17	0	0	0	139

Date	Opponent	Punting							Field Goals			Kickoffs						
		no.	yds	avg	long	blkd	tb	fc	50+	i20	md-att	long	blkd	no.	yds	avg	tb	ob
9/2/13	at PITT	2	74	37.0	38	0	0	2	0	1	2-2	28	0	8	479	59.9	1	0
Sep 14	NEVADA	1	53	53.0	53	0	0	0	1	0	2-2	33	0	11	658	59.8	3	1
Sep 21	BETHUNE-COOKMAN	3	117	39.0	46	0	0	0	0	1	1-1	45	0	9	563	62.6	2	0
Sep 28	at Boston College	4	160	40.0	47	0	0	2	0	0	2-2	40	0	8	506	63.2	2	0
Oct 05	MARYLAND	4	168	42.0	48	0	0	2	0	2	0-0	0	0	10	556	55.6	3	1
Oct 19	at Clemson	2	88	44.0	50	0	0	1	1	0	3-3	28	0	10	536	53.6	2	1
Oct 26	NC STATE	4	147	36.8	39	0	1	2	0	2	0-0	0	0	8	487	60.9	3	1
Nov 02	MIAMI	1	38	38.0	38	0	0	0	0	0	2-2	28	0	8	486	60.8	1	0
Nov 09	at Wake Forest	6	233	38.8	50	0	0	1	1	2	1-2	42	0	10	610	61.0	7	0
Nov 16	SYRACUSE	2	96	48.0	49	0	1	0	0	1	1-1	53	0	10	643	64.3	7	0
Nov 23	IDAHO	1	40	40.0	40	0	0	0	0	0	1-1	42	0	13	815	62.7	7	0
Nov 30	at Florida	2	87	43.5	44	0	0	0	0	0	3-3	49	0	8	499	62.4	2	1
Dec 07	vs Duke	4	167	41.8	59	0	0	0	2	2	1-1	45	0	8	487	60.9	4	1
Opponents		36	1468	40.8	59	0	2	10	5	11	19-20	53	0	121	7325	60.5	44	6
Opponents		90	3850	42.8	64	0	5	30	20	28	7-11	39	0	36	2136	59.3	8	0

2013 FSU GAME-BY-GAME OPPONENT STATS

OPPONENT STATISTICS

Date	Opponent	Rushing				Receiving				Passing				Kick Returns				Punt Returns				
		no.	yds	td	lg	no.	yds	td	lg	cmp-att-int	yds	td	lg	no.	yds	td	lg	no.	yds	td	lg	
9/2/13	at PITT	27	96	0	20	15	201	1	52	15-28-2	201	1	52	7	138	0	35	0	0	0	0	
Sep 14	NEVADA	38	128	0	23	13	86	1	18	13-24-1	86	1	18	7	151	0	32	0	0	0	0	
Sep 21	BETHUNE-COOKMAN	56	182	1	17	8	60	0	23	8-17-1	60	0	23	7	104	0	35	1	6	0	6	
Sep 28	at Boston College	45	200	0	30	18	197	4	52	18-28-2	197	4	52	6	162	0	71	2	53	0	34	
Oct 05	MARYLAND	25	33	0	7	15	201	0	39	15-32-0	201	0	39	4	73	0	32	0	0	0	0	
Oct 19	at Clemson	41	123	1	19	22	203	1	18	22-45-2	203	1	18	5	68	0	32	1	45	0	45	
Oct 26	NC STATE	42	188	2	72	17	128	0	14	17-33-2	128	0	14	3	44	0	16	0	0	0	0	
Nov 02	MIAMI	29	83	0	23	16	192	2	33	16-28-2	192	2	33	7	132	0	27	1	8	0	8	
Nov 09	at Wake Forest	40	103	0	13	7	63	0	20	7-25-6	63	0	20	3	37	0	15	2	25	0	19	
Nov 16	SYRACUSE	50	143	0	28	15	104	0	23	15-28-1	104	0	23	3	62	0	22	1	7	0	7	
Nov 23	IDAHO	35	59	0	14	21	286	2	68	21-45-4	286	2	68	6	99	0	26	1	11	0	11	
Nov 30	at Florida	24	78	0	50	20	115	1	20	20-25-0	115	1	20	5	125	0	39	1	6	0	6	
Dec 07	vs Duke	31	99	1	21	21	140	0	17	21-42-2	140	0	17	3	36	0	23	1	40	0	40	
Florida State		474	2696	41	74	268	4186	40	94	268-407-13	4186	40	94	27	701	1	97	34	340	0	28	6

Games played: 13
 Avg per rush: 3.1
 Avg per catch: 9.5
 Pass efficiency: 90.90
 Kick ret avg: 18.7
 Punt ret avg: 18.3
 All purpose avg/game: 384.2
 Total offense avg/gm: 268.5

Date	Opponent	Tackles				Sacks	Fumble		Pass Defense			Bkld	PAT Attempts			
		ua	a	total	tfl-yds	no-yds	ff	fr-yds	int-yds	qbh	brup	kick	kick	rush	rcv	saf
9/2/13	at PITT	50	20	70	6.0-13	2.0-9	2	0-0	0-0	3	0	0	1-1	0	0	0
Sep 14	NEVADA	36	38	74	4.0-16	1.0-11	0	0-0	1-10	0	0	0	1-1	0	0	0
Sep 21	BETHUNE-COOKMAN	28	26	54	3.0-12	1.0-4	1	1-0	0-0	0	3	0	0-1	0	0	0
Sep 28	at Boston College	33	22	55	9.0-39	4.0-29	1	0-0	1-16	0	4	0	4-4	0	0	0
Oct 05	MARYLAND	55	18	73	4.0-17	1.0-9	0	0-0	0-0	0	1	0	0-0	0	0	0
Oct 19	at Clemson	48	22	70	6.0-32	3.0-23	0	0-0	1-29	2	6	0	2-2	0	0	0
Oct 26	NC STATE	40	22	62	6.0-28	3.0-23	0	0-0	2-0	0	7	0	2-2	0	0	0
Nov 02	MIAMI	44	18	62	5.0-12	1.0-4	0	0-0	2-0	0	2	0	2-2	0	0	0
Nov 09	at Wake Forest	33	42	75	10.0-51	4.0-34	2	1-0	1-1	1	5	0	0-0	0	0	0
Nov 16	SYRACUSE	24	18	42	5.0-24	3.0-21	0	0-0	1-0	0	0	0	0-0	0	0	0
Nov 23	IDAHO	47	20	67	10.0-47	3.0-17	1	1-0	1-0	2	4	0	2-2	0	0	0
Nov 30	at Florida	35	20	55	4.0-23	2.0-18	0	0-0	1-0	1	4	0	1-1	0	0	0
Dec 07	vs Duke	49	24	73	3.0-14	1.0-9	1	1-0	2-16	1	4	0	1-1	0	0	0
Florida State		522	310	832	75.0-328	29.0-211	8	4-0	13-72	10	40	0	16-17	0	0	0
Florida State		533	338	871	91.0-379	33.0-248	12	9-102	25-525	29	47	0	90-90	0	0	1

Date	Opponent	Punting							Field Goals			Kickoffs					
		no.	yds	avg	long	blkd	tb	fc	50+	i20	md-att	long	blkd	no.	yds	avg	tb
9/2/13	at PITT	3	163	54.3	56	0	0	1	3	2	2-2	39	0	4	254	63.5	1
Sep 14	NEVADA	9	413	45.9	57	0	0	1	2	3	0-0	0	0	2	124	62.0	0
Sep 21	BETHUNE-COOKMAN	8	313	39.1	46	0	0	6	0	2	0-0	0	0	3	164	54.7	0
Sep 28	at Boston College	4	140	35.0	40	0	1	3	0	1	2-2	24	0	7	455	65.0	6
Oct 05	MARYLAND	11	420	38.2	44	0	1	2	0	3	0-1	0	0	1	65	65.0	0
Oct 19	at Clemson	5	189	37.8	53	0	0	3	1	3	0-0	0	0	3	162	54.0	0
Oct 26	NC STATE	8	374	46.8	52	0	0	1	3	3	1-1	36	0	3	190	63.3	0
Nov 02	MIAMI	3	160	53.3	58	0	1	1	3	1	0-1	0	0	3	182	60.7	1
Nov 09	at Wake Forest	9	369	41.0	52	0	0	2	2	3	1-1	23	0	2	122	61.0	0
Nov 16	SYRACUSE	7	280	40.0	53	0	0	2	1	1	1-1	32	0	2	78	39.0	0
Nov 23	IDAHO	8	389	48.6	64	0	0	4	4	2	0-0	0	0	2	106	53.0	0
Nov 30	at Florida	6	265	44.2	54	0	1	3	1	2	0-1	0	0	2	114	57.0	0
Dec 07	vs Duke	9	375	41.7	49	0	1	1	0	2	0-1	0	0	2	120	60.0	0
Florida State		90	3850	42.8	64	0	5	30	20	28	7-11	39	0	36	2136	59.3	8
Florida State		36	1468	40.8	59	0	2	10	5	11	19-20	53	0	121	7325	60.5	44

2013 FSU GAME-BY-GAME OFFENSE

#5 WINSTON, J.	Comp	Att	Int	Pct	Yards	TD	Long	Sacked	Effic
PITT	25	27	0	92.6	356	4	42	2-9	252.24
Nevada	15	18	1	83.3	214	2	29	1-11	208.76
Bethune-Cookman	10	19	0	52.6	148	2	24	0-0	152.80
Boston College	17	27	1	63.0	330	4	56	4-29	207.11
Maryland	23	32	0	71.9	393	5	48	1-9	226.60
Clemson	22	34	1	64.7	444	3	94	3-23	197.64
NC State	16	26	1	61.5	292	3	42	1-11	186.26
Miami	21	29	2	72.4	325	1	48	1-4	164.14
Wake Forest	17	28	1	60.7	159	2	18	1-3	124.84
Syracuse	19	21	0	90.5	277	2	34	3-21	232.70
Idaho	14	25	0	56.0	225	4	46	3-17	184.40
Florida	19	31	1	61.3	327	3	56	2-18	175.38
Duke	19	32	2	59.4	330	3	54	1-9	164.44
TOTALS	237	349	10	67.9	3820	38	94	23-164	190.05

#14 COKER, J.	Comp	Att	Int	Pct	Yards	TD	Long	Sacked	Effic
PITT	2	2	0	100.0	21	0	15	0-0	188.20
Nevada	2	4	0	50.0	26	0	16	0-0	104.60
Bethune-Cookman	3	6	0	50.0	78	0	42	1-4	159.20
Maryland	3	7	0	42.9	38	0	16	0-0	88.46
NC State	4	8	1	50.0	50	0	16	2-12	77.50
Wake Forest	4	9	0	44.4	37	0	12	2-24	78.98
TOTALS	18	36	1	50.0	250	0	42	5-40	102.78

#10 MAGUIRE, S.	Comp	Att	Int	Pct	Yards	TD	Long	Sacked	Effic
Wake Forest	1	2	0	50.0	11	0	11	1-7	96.20
Syracuse	3	5	1	60.0	21	1	17	0-0	121.28
Idaho	9	14	1	64.3	84	1	17	0-0	123.97
TOTALS	13	21	2	61.9	116	2	17	1-7	120.69

#TM TEAM	Comp	Att	Int	Pct	Yards	TD	Long	Sacked	Effic
Clemson	0	1	0	0.0	0	0	0	0-0	0.00
TOTALS	0	1	0	0.0	0	0	0	0-0	0.00

RUSHING	No-Yds/TD	UP	NEV	BCU	BC	UMD	CU	ST	UM	WF	SU	UI	UF	DU
FREEMAN, D.	162-94/13	9-52/0	9-109/1	10-112/1	9-49/0	17-63/1	21-84/1	12-92/2	23-78/2	6-11/1	4-29/1	11-129/1	13-44/1	18-91/1
WILLIAMS, K.	86-705/11	-	8-110/1	9-83/2	6-22/1	5-29/2	3-19/0	13-86/1	5-46/0	12-49/1	4-78/0	10-114/2	4-14/0	7-55/1
WILDER, J.	78-54/28	10-58/0	6-45/1	8-56/1	6-15/0	6-40/0	5-12/0	DNP	9-42/2	6-49/1	3-52/2	4-85/1	10-63/0	5-25/0
WINSTON, J.	77-19/34	8-25/1	4-8/1	3-11/0	14-67/0	7-24/0	7-2/1	1-11/0	6-27/0	3-4/0	5-12/0	4-19/0	5-8/0	10-59/1
GREEN, R.	33-163/1	5-8/0	5-78/1	5-8/0	-	4-16/0	1-1/0	2-19/0	-	3-2/0	1-2/0	6-32/0	DNP	1-1/0
Whitfield, K.	3-11/02	-	-	-	-	-	-	1-31/1	-	-	1-74/1	1-5/0	-	-
STEVENSON, F.	8-33/1	-	3-10/1	-	-	2-10/0	-	DNP	-	-	2-7/0	-	-	1-6/0
ABRAM, C.	6-26/0	2-13/0	-	-	1-6/0	-	1-3/0	-	-	-	1-2/0	-	-	1-2/0
COKER, J.	10-15/1	-	1-12/0	1-4/0	DNP	1-24/1	-	5-7/0	DNP	2-24/0	DNP	DNP	DNP	DNP
GREENE, R.	1-9/0	-	-	-	-	-	-	-	-	1-9/0	-	-	-	-
BURNHAM, W.	1-6/0	DNP	-	DNP	DNP	DNP	DNP	DNP	DNP	DNP	DNP	1-6/0	DNP	DNP
TERRELL, N.	1-4/0	-	1-4/0	-	-	DNP	-	DNP	-	-	-	-	-	DNP
PONDER, C.	1-0/0	DNP	1-0/0	-	DNP	DNP	DNP	DNP	DNP	DNP	DNP	-	DNP	DNP
MAGUIRE, S.	2-1/0	-	1-6/0	-	DNP	-	DNP	DNP	DNP	1-7/0	-	-	-	DNP
TEAM	5-52/0	DNP	2-5/0	-	DNP	1-23/0	-	DNP	1-1/0	DNP	DNP	1-23/0	DNP	DNP

RECEIVING	No-Yds/TD	UP	NEV	BCU	BC	UMD	CU	ST	UM	WF	SU	UI	UF	DU
GREENE, R.	67-981/9	8-126/1	3-39/1	4-44/1	4-90/2	4-108/0	8-146/2	8-137/1	6-83/0	5-47/0	4-40/1	3-29/0	4-25/0	6-67/0
BENJAMIN, K.	50-957/14	5-73/0	2-37/0	2-26/1	3-103/0	5-60/2	3-62/1	3-69/1	2-46/0	2-23/1	6-66/1	3-61/2	9-212/3	5-119/2
SHAW, K.	52-929/6	4-94/0	6-94/1	4-89/0	4-93/1	5-96/1	5-64/0	3-44/0	3-44/0	1-4/0	7-99/0	5-107/2	1-27/0	4-74/1
OLEARY, N.	33-557/7	4-47/3	2-16/0	-	1-14/0	4-55/2	5-161/0	1-14/1	3-45/0	3-37/0	3-55/1	1-13/0	3-52/0	3-48/0
FREEMAN, D.	19-257/1	2-11/0	-	-	-	3-35/0	1-11/0	1-30/0	6-98/1	1-1/0	1-34/0	1-4/0	2-11/0	1-22/0
GREEN, C.	13-157/0	1-0/0	1-19/0	2-25/0	1-3/0	2-39/0	-	2-22/0	-	2-24/0	-	2-31/0	-	-
Whitfield, K.	5-89/0	-	1-16/0	1-42/0	-	-	-	1-16/0	-	1-11/0	1-4/0	-	-	-
WILLIAMS, K.	7-63/0	-	-	-	-	1-15/0	-	1-10/0	-	3-21/0	-	2-17/0	-	-
ABRAM, C.	8-62/2	2-11/0	-	-	2-15/1	-	-	-	1-9/0	2-18/1	-	1-9/0	-	-
JONES, I.	2-31/0	1-15/0	-	-	DNP	1-16/0	DNP	-	DNP	DNP	DNP	DNP	DNP	DNP
WILDER, J.	3-27/0	-	1-9/0	-	2-18/0	-	-	DNP	-	-	-	-	-	-
WILSON, J.	3-23/0	-	-	-	DNP	-	-	-	-	1-11/0	-	2-12/0	-	-
BROXSIE, S.	2-19/0	-	-	-	-	1-7/0	-	-	DNP	1-12/0	-	-	-	-
STEVENSON, F.	2-18/0	-	1-10/0	-	-	-	-	-	DNP	-	-	1-8/0	-	-
GREEN, R.	2-16/1	-	-	-	-	-	-	-	-	-	-	2-16/1	DNP	-

ALL-PURPOSE YARDS	Total	UP	NEV	BCU	BC	UMD	CU	ST	UM	WF	SU	UI	UF	DU
SHAW, K.	1200	120	147	109	93	110	88	86	44	18	144	132	26	83
FREEMAN, D.	1200	63	109	112	49	98	95	122	176	10	63	135	55	113
GREENE, R.	990	126	39	44	90	108	146	137	83	56	40	29	25	67
BENJAMIN, K.	957	73	37	26	103	60	62	69	46	23	66	61	212	119
WILLIAMS, K.	856	-	110	83	22	44	49	96	59	74	81	169	14	55
Whitfield, K.	646	-	16	108	17	12	43	99	23	108	78	63	19	60
WILDER, J.	569	58	54	56	33	40	12	DNP	42	49	52	85	63	25
OLEARY, N.	557	47	16	-	14	55	161	14	45	37	55	13	52	48
WINSTON, J.	193	25	8	11	67	24	2	-11	27	4	-12	-19	8	59
GREEN, R.	179	8	78	8	-	16	1	19	-	2	2	48	DNP	1
GREEN, C.	157	-	19	25	-3	39	-	22	-	24	-	31	-	-
SMITH, TEL.	147	-	-	68	-	-	-	-	-	-	-	79	-	-
WILSON, J.	139	-	29	-	DNP	36	-	27	-	17	-	30	-	-
JOYNER, L.	130	56	54	-	-	-	15	-	-	-	-	-	-	5
ANDREWS, N.	91	-	-	-	35	-	-	-	-	56	-	-	-	-
ABRAM, C.	88	24	-	-	21	-	3	-	9	18	2	9	-	2
LEVENBERRY, E.	78	-	-	-	-	-	-	-	-	-	-	78	-	-
STEVENSON, F.	51	-	20	-	-	10	-	DNP	-	-	-	15	-	6
SMITH, K.	44	-	-	-	-	-	-	DNP	-	-	-	44	-	-
SMITH, TERR.	32	-	-	-	-	-	-	-	-	32	-	-	-	-
JONES, I.	31	15	-	-	DNP	16	DNP	-	DNP	DNP	DNP	DNP	DNP	DNP
RAMSEY, J.	31	31	-	-	-	-	-	-	-	-	-	-	-	-
BROXSIE, S.	28	-	-	-	-	7	-	-	DNP	12	4	-	5	-
HUNTER, T.	27	-	27	-	DNP	DNP	DNP	DNP	DNP	DNP	DNP	DNP	DNP	DNP
WILLIAMS, P.J.	20	DNP	-	-	20	-	-	-	-	-	-	-	-	-
DARBY, R.	16	-	-	-	-	12	4	-	-	-	-	-	-	-
JONES, C.	15	-	-	DNP	-	-	-	-	-	15	-	-	-	-
COKER, J.	15	-	12	-4	DNP	24	-	7	DNP	-24	DNP	DNP	DNP	DNP
BURNHAM, W.	6	DNP	-	DNP	DNP	DNP	DNP	DNP	DNP	DNP	6	DNP	DNP	DNP
TERRELL, N.	4	-	4	-	-	DNP	-	-	DNP	-	-	-	-	DNP
EDWARDS, M.	4	-	-	DNP	DNP	-	-	-	-	4	-	-	-	-
MAGUIRE, S.	-1	-	6	-	DNP	-	DNP	DNP	-7	-	-	-	-	DNP
TEAM	-52	-	-5	-	-	-23	-	-	-1	-	-	-23	-	-

FLORIDA STATE FOOTBALL

2013 FSU GAME-BY-GAME DEFENSE

Total Tackles	UA-A	Total	UP	NEV	BCU	BC	UMD	CU	ST	UM	WF	SU	UI	UF	DU
SMITH, TEL	50-25	75	7-1	3-1	2-3	6-4	3-2	7-4	3-3	3-1	1-2	3-1	4-0	1-2	7-1
JOYNER, L	43-21	64	7-2	2-4	1-2	6-0	1-0	8-0	2-2	4-2	3-1	2-2	3-1	3-2	1-3
SMITH, TERR	32-23	55	-	0-2	5-7	-	4-0	4-1	2-3	6-4	0-2	4-1	2-0	3-1	2-2
JERNIGAN, T	30-24	54	2-2	1-2	0-1	5-2	2-0	1-0	1-2	2-2	5-1	2-4	4-2	0-1	5-5
BROOKS, T	33-17	50	3-1	5-1	3-2	5-2	2-0	3-2	1-1	5-1	DNP	1-3	1-1	3-2	1-1
JONES, C	30-19	49	4-4	1-4	DNP	5-2	0-1	7-1	3-1	2-1	1-0	3-1	0-1	4-1	0-2
NORTHROP, R	22-24	46	-	2-0	2-3	-	1-2	3-0	3-3	-	3-5	5-6	2-1	0-1	1-3
RAMSEY, J	32-12	44	3-1	5-0	1-2	7-0	1-2	4-2	0-1	4-1	-	1-2	2-0	2-0	2-1
LEVENBERRY, E	18-21	39	-	1-0	3-2	-	2-2	2-2	3-5	-	2-4	2-4	1-1	1-0	1-1
ANDREWS, N	22-9	31	-	1-0	-	2-2	0-2	2-0	2-2	1-0	1-0	4-2	2-0	2-1	5-0
WILLIAMS, P.J	16-12	28	DNP	0-1	0-1	2-2	0-2	2-1	1-0	1-1	0-1	1-1	5-0	3-1	-
MCDANIEL, J	15-13	28	0-1	4-0	2-2	2-1	0-3	1-1	1-3	0-1	2-0	0-1	1-0	-	2-0
ELIGWE, U	17-10	27	2-0	3-0	2-4	3-0	DNP	2-1	1-1	1-1	-	0-1	0-2	3-0	-
HICKS, D	11-14	25	-	1-2	0-2	1-2	2-1	2-1	-	2-1	1-0	1-4	1-0	-	0-1
CASHER, C	15-10	25	-	-	6-4	0-1	3-2	-	-	1-1	DNP	2-1	1-0	2-0	-
EDWARDS, M	14-8	22	3-0	2-2	DNP	DNP	1-0	1-1	-	3-1	0-2	0-1	1-0	3-0	0-1
MCCALLISTER, D	7-14	21	0-1	0-4	0-1	0-4	DNP	1-0	0-2	1-0	3-1	2-0	0-1	DNP	DNP
WALKER, D	18	9-9	-	1-1	0-3	1-0	-	-	-	-	2-0	1-2	2-0	DNP	1-0
GOLDMAN, E	6-10	16	-	1-1	DNP	2-2	-	1-0	-	0-1	1-0	0-3	0-1	1-0	0-2
HOLLIN, D	8-8	16	-	0-1	0-1	3-1	-	-	-	-	0-2	1-1	2-0	-	2-2
SMITH, K	11-5	16	-	1-0	2-2	-	0-1	2-0	2-0	DNP	2-0	0-1	2-0	-	0-1
BRUTUS, L	14-2	16	-	0-1	DNP	1-0	1-0	-	-	DNP	1-1	6-0	2-0	1-0	2-0
LAWRENCESTAMPLE	7-7	14	-	0-1	0-1	2-1	1-2	-	1-0	1-0	0-1	DNP	1-0	1-1	-
WHITE, M	8-4	12	DNP	-	-	-	0-1	1-1	4-0	DNP	1-0	1-0	1-1	0-1	-
DARBY, R	9-3	12	-	-	-	-	1-0	-	0-1	1-0	-	2-1	1-1	1-0	3-0
WAISOME, N	10-1	11	1-0	1-0	1-0	-	-	1-0	2-1	-	-	DNP	3-0	-	1-0
DEMPS, G	8-2	10	-	-	-	-	-	2-1	-	1-0	2-0	2-1	DNP	1-0	-
HUNTER, T	7-1	8	4-1	1-0	2-0	DNP	DNP	DNP	DNP	DNP	DNP	DNP	DNP	DNP	-
MITCHELL, D	5-2	7	-	DNP	1-1	DNP	1-1	-	-	DNP	DNP	1-0	2-0	DNP	DNP
WILLIAMS, K	5-1	6	2-0	-	1-0	-	-	1-0	-	-	0-1	-	-	1-0	-
THOMAS, M	4-0	4	-	1-0	3-0	-	DNP	DNP	DNP	DNP	-	DNP	DNP	DNP	DNP
DOUBAR, P	3-1	4	-	-	-	-	-	-	-	1-0	-	-	-	0-1	-
BLAKE, C	2-1	3	DNP	-	1-0	DNP	-	-	-	-	-	-	1-1	-	-
SHANKS, J	1-2	3	DNP	-	1-1	DNP	-	DNP	DNP	DNP	0-1	-	DNP	DNP	DNP
WOODGALL, C	1-1	2	DNP	DNP	-	DNP	DNP	DNP	1-0	2-1	0-1	DNP	DNP	DNP	DNP
ALICEA, R	1-1	2	DNP	-	DNP	DNP	DNP	DNP	DNP	DNP	1-1	DNP	DNP	DNP	DNP
OLEARY, N	1-0	1	-	1-0	-	-	-	-	-	-	-	-	-	-	-
AGUAYO, R	1-0	1	1-0	-	-	-	-	-	-	-	-	-	-	-	-
BEATY, C	1-0	1	-	-	-	-	-	1-0	-	-	-	-	-	-	-
BENTZ, B	0-1	1	DNP	0-1	DNP	DNP	DNP	DNP	DNP	DNP	DNP	-	-	DNP	DNP
FREEMAN, D	1-0	1	-	-	-	1-0	-	-	-	-	-	-	-	-	-
STORK, B	1-0	1	-	-	-	-	-	-	-	-	DNP	-	-	-	1-0
ERVING, C	1-0	1	-	-	-	-	-	1-0	-	-	-	-	-	-	-
TERRELL, N	1-0	1	-	-	-	1-0	DNP	-	-	DNP	-	-	-	-	DNP

SACKS	UA-A	Total	UP	NEV	BCU	BC	UMD	CU	ST	UM	WF	SU	UI	UF	DU
JOYNER, L	4-2	5.0	2.0-2.4	-	-	-	-	1.0-1.8	-	-	-	0.5-5	1.5-4	-	-
JERNIGAN, T	4-1	4.5	1.0-1.2	-	-	-	-	1.0-7	-	-	-	-	2.5-13	-	-
EDWARDS, M	2-1	2.5	-	-	DNP	DNP	-	-	-	1.0-1.4	0.5-5	-	-	1.0-8	-
ELIGWE, U	2-0	2.0	-	-	-	-	DNP	1.0-6	1.0-5	-	-	-	-	-	-
JONES, C	2-0	2.0	-	-	DNP	-	-	1.0-2	1.0-1	-	-	-	-	-	-
CASHER, C	2-0	2.0	-	-	-	-	-	1.0-9	-	-	DNP	-	1.0-6	-	-
HOLLIN, D	2-0	2.0	-	-	-	1.0-10	-	-	-	-	-	-	-	1.0-4	-
SMITH, TERR	2-0	2.0	-	-	-	1.0-8	-	-	-	1.0-8	-	-	-	-	-
GOLDMAN, E	1-2	2.0	-	-	DNP	1.0-5	-	-	-	-	-	-	0.5-2	0.5-1	-
SMITH, TEL	2-0	2.0	-	-	-	1.0-7	-	-	-	-	-	-	-	-	1.0-1
HICKS, D	1-0	1.0	-	-	-	-	-	-	-	-	-	-	-	1.0-13	-
WALKER, D	1-0	1.0	-	-	-	-	-	-	-	-	-	-	-	1.0-7	DNP
RAMSEY, J	1-0	1.0	-	-	1.0-12	-	-	-	-	-	-	-	-	-	-
MITCHELL, D	1-0	1.0	-	DNP	-	DNP	-	-	-	-	DNP	DNP	-	1.0-5	DNP
ANDREWS, N	1-0	1.0	-	-	-	-	-	-	-	-	-	-	-	-	1.0-4
BROOKS, T	1-0	1.0	-	-	-	-	-	-	-	-	1.0-13	DNP	-	-	-
THOMAS, M	1-0	1.0	-	-	1.0-9	-	DNP	DNP	DNP	DNP	-	DNP	DNP	DNP	DNP

TACKLES FOR LOSS	UA-A	Total	UP	NEV	BCU	BC	UMD	CU	ST	UM	WF	SU	UI	UF	DU
JERNIGAN, T	10-1	10.5	2.0-1.4	-	-	-	1.0-2	1.0-7	1.0-1	-	-	1.0-3	4.5-16	-	-
SMITH, TEL	9-1	9.5	2.0-2	-	-	2.0-8	-	1.0-8	-	1.0-2	0.5-0	1.0-3	-	-	2.0-2
JONES, C	7-1	7.5	-	-	DNP	1.0-1	0.5-0	2.0-6	1.0-1	-	-	1.0-3	-	2.0-9	-
BROOKS, T	6-2	7.0	-	-	-	2.0-2	-	-	1.0-4	1.0-13	DNP	-	-	2.0-6	1.0-5
JOYNER, L	5-3	6.5	2.0-2.4	-	-	-	-	1.0-18	1.0-2	0.5-1	0.5-5	1.5-4	-	-	-
EDWARDS, M	6-1	6.5	-	1.0-4	DNP	DNP	-	-	-	2.0-15	0.5-5	-	1.0-3	2.0-9	-
HICKS, D	5-1	5.5	-	-	-	1.0-2	2.0-3	1.0-3	-	0.5-1	-	-	-	1.0-13	-
CASHER, C	4-2	5.0	-	-	2.0-3	0.5-1	1.0-9	-	-	DNP	0.5-1	1.0-6	-	-	-
ELIGWE, U	3-0	3.0	-	1.0-2	-	-	-	DNP	1.0-6	1.0-5	-	-	-	-	-
HOLLIN, D	3-0	3.0	-	-	-	1.0-10	-	-	-	-	-	-	-	2.0-7	-
NORTHROP, R	2-1	2.5	-	1.0-2	-	-	-	1.0-1	-	-	-	0.5-1	-	-	-
SMITH, TERR	2-1	2.5	-	-	1.0-8	-	-	-	-	1.0-8	0.5-1	-	-	-	-
GOLDMAN, E	1-3	2.5	-	-	DNP	1.5-5	-	-	-	-	-	-	0.5-2	0.5-1	-
WALKER, D	2-0	2.0	-	-	-	-	-	-	-	-	-	-	-	2.0-9	DNP
RAMSEY, J	2-0	2.0	-	-	1.0-12	-	-	-	-	-	-	-	-	-	1.0-6
MCDANIEL, J	1-2	2.0	-	1.0-2	-	-	0.5-1	-	-	-	0.5-1	-	-	-	-
THOMAS, M	2-0	2.0	-	-	2.0-10	-	DNP	DNP	DNP	DNP	-	DNP	DNP	DNP	DNP
LAWRENCESTAMPLE	1-1	1.5	-	-	-	-	1.0-2	-	-	-	0.5-0	DNP	-	-	-
DEMPS, G	1-0	1.0	-	-	-	-	-	-	-	-	1.0-3	-	-	DNP	-
MITCHELL, D	1-0	1.0	-	DNP	-	DNP	-	-	-	DNP	DNP	-	1.0-5	DNP	DNP
ANDREWS, N	1-0	1.0	-	-	-	-	-	-	-	-	-	-	-	-	1.0-4
SMITH, K	1-0	1.0	-	-	-	-	-	-	1.0-1	DNP	-	-	-	-	-
BRUTUS, L	1-0	1.0	-	-	-	DNP	-	-	-	DNP	-	-	-	1.0-3	-
MCCALLISTER, D	1-0	1.0	-	-	-	-	DNP	-	-	-	-	1.0-1	-	DNP	DNP
WILLIAMS, P.J	1-0	1.0	DNP	-	-	-	-	-	-	-	-	-	1.0-7	-	-
LEVENBERRY, E	1-0	1.0	-	-	-	-	-	-	1.0-1	-	-	-	-	-	-
WHITE, M	1-0	1.0	DNP	-	-	-	-	-	1.0-1	DNP	-	-	-	-	-
WAISOME, N	1-0	1.0	-	-	1.0-1	-	-	-	-	-	-	DNP	-	-	-


FUMBLES	No-Lost	UP	NEV	BCU	BC	UMD	CU	ST	UM	WF	SU	UI	UF	DU
WINSTON, J	5-1	1-0	-	-	-	-	-	-	1-0	2-0	-	1-1	-	-
FREEMAN, D	2-1	-	-	-	1-0	-	-	-	-	-	-	-	-	1-1
WILDER, J	1-1	-	-	1-1	-	-	-	-	DNP	-	-	-	-	-
GREEN, C	1-1	-	-	-	-	-	-	-	-	1-1	-	-	-	-
JOYNER, L	1-0	1-0	-	-	-	-	-	-	-	-	-	-	-	-
TEAM	1-0	DNP	-	-	DNP	1-0	-	DNP	-	DNP	DNP	-	DNP	DNP

FUMBLES FORCED	Number	UP	NEV	BCU	BC	UMD	CU	ST	UM	WF	SU	UI	UF	DU
JOYNER, L	3	-	-	-	-	1	2	-	-	-	-	-	-	-
ANDREWS, N	3	-	-	-	-	-	-	-	-	-	1	-	-	1
BROOKS, T	2	-	-	-	-	1	-	1	-	-	DNP	-	-	-
RAMSEY, J	1	-	-	1	-	-	-	-	-	-	-	-	-	-
CASHER, C	1	-	-	-	-	-	-	-	DNP	-	1	-	-	-
LEVENBERRY, E	1	-	-	-	-	1	-	-	-	-	-	-	-	-
EDWARDS, M	1	-	-	DNP	DNP	-	-	-	-	-	-	-	1	-

FUMBLES RECOVERED	Number	UP	NEV	BCU	BC	UMD	CU	ST	UM	WF	SU	UI	UF	DU
-------------------	--------	----	-----	-----	----	-----	----	----	----	----	----	----	----	----

TWO THOUSAND THIRTEEN

FLORIDA STATE FOOTBALL



DEPTH CHART

ROSTERS

POLLS/ACC STANDINGS

LAST TIME IT HAPPENED



FLORIDA STATE DEPTH CHART

As of Dec. 23, 2013

SS	FS
31 Terrence BROOKS 5-11 • 200 • Sr. Dunnellon, Fla.	13 Jalen RAMSEY 6-1 • 195 • Fr. Smyrna, Tenn.
29 Nate ANDREWS 5-11 • 208 • Fr. Fairhope, Ala.	37 Keelin SMITH 6-3 • 185 • R-So. Fort Pierce, Fla.

CB	CB
26 P.J. WILLIAMS 6-0 • 190 • So. Ocala, Fla.	20 Lamarcus JOYNER 5-8 • 190 • Sr. Fort Lauderdale, Fla.
14 Nick WAISOME 5-10 • 176 • Jr. Groveland, Fla.	23 Gerald DEMPS 5-11 • 200 • R-Sr. Valdosta, Ga.

SAM	MIKE	WILL
7 Christian JONES 6-4 • 235 • Sr. Winter Park, Fla.	24 Terrance SMITH 6-4 • 215 • R-So. Decatur, Ga.	22 Telvin SMITH 6-3 • 218 • Sr. Valdosta, Ga.
6 Dan HICKS 6-4 • 260 • R-Sr. Oxford, Miss.	OR 7 Christian JONES 6-4 • 235 • Sr. Winter Park, Fla.	5 Reggie NORTHRUP 6-1 • 220 • So. Jacksonville, Fla.
52 Ukeme ELIGWE 6-2 • 240 • R-Fr. Stone Mountain, Ga.	10 E.J. LEVENBERRY 6-3 • 236 • Fr. Woodbridge, Va.	

CB
3 Ronald DARBY 5-11 • 190 • So. Oxon Hill, Md.
27 Marquez WHITE 6-0 • 171 • Fr. Dothan, Ala.

LE	DT	NG	RE
90 Eddie GOLDMAN 6-4 • 303 • So. Washington, D.C.	99 Nile LAWRENCE-STAMPLE 6-1 • 305 • R-So. Ft. Lauderdale, Fla.	8 Timmy JERNIGAN 6-2 • 296 • Jr. Lake City, Fla.	15 Mario EDWARDS JR. 6-3 • 277 • So. Gautier, Miss.
97 Demonte McALLISTER 6-2 • 290 • R-Sr. Tampa, Fla.	43 Desmond HOLLIN 6-3 • 270 • Jr. Miami, Fla.	55 Jacobbi McDANIEL 6-0 • 295 • R-Sr. Greenville, Fla.	44 DeMarcus WALKER 6-3 • 270 • Fr. Jacksonville, Fla.
			21 Chris CASHER 6-4 • 260 • R-Fr. Mobile, Ala.

TE	LT	LG	C	RG	RT
35 Nick O'LEARY 6-3 • 248 • Jr. Palm Beach, Fla.	75 Cameron ERVING 6-6 • 320 • R-Jr. Moultrie, Ga.	70 Josue MATIAS 6-6 • 322 • Jr. Union City, N.J.	52 Bryan STORK 6-4 • 300 • R-Sr. Vero Beach, Fla.	54 Tre' JACKSON 6-4 • 330 • Jr. Jesup, Ga.	51 Bobby HART 6-4 • 315 • Jr. Lauderhill, Fla.
4 Giorgio NEWBERRY 6-6 • 280 • R-So. Fort Pierce, Fla.	74 Jonathan WALLACE 6-7 • 295 • R-Sr. Jacksonville, Fla.	53 Sterling LOVELADY 6-3 • 291 • Jr. Navarre, Fla.	62 Austin BARRON 6-3 • 295 • Jr. Fort Lauderdale, Fla.	65 Ruben CARTER 6-4 • 309 • R-So. Navarre, Fla.	60 Jacob FAHRENKRUG 6-4 • 326 • R-Sr. Robbinsdale, Minn.

Z-WR	Y-WR
1 Kelvin BENJAMIN 6-5 • 234 • R-So. Bell Glade, Fla.	81 Kenny SHAW 6-0 • 170 • Sr. Orlando, Fla.
3 Jesus WILSON 5-9 • 177 • Fr. Miami, Fla.	89 Christian GREEN 6-2 • 200 • R-Jr. Tampa, Fla.

QB
5 Jameis WINSTON 6-4 • 228 • R-Fr. Bessemer, Ala.
10 Sean MAGUIRE 6-3 • 215 • R-Fr. Sparta, N.J.

X-WR
80 Rashad GREENE 6-0 • 180 • Jr. Albany, Ga.
7 Kermit WHITFIELD 5-7 • 178 • Fr. Orlando, Fla.

SPECIAL TEAMS			
PK/KO - 19 Roberto AGUAYO	6-1	203	R-Fr. Mascotte, Fla.
P - 38 Cason BEATTY	6-3	229	So. Charlotte, N.C.
DS - 57 Philip DOUMAR	6-1	225	R-Sr. Jupiter, Fla.
HO - 38 Cason BEATTY	6-3	229	So. Charlotte, N.C.
PR - 81 Kenny SHAW	6-0	170	Sr. Orlando, Fla.
	3 Jesus WILSON	5-9	177 Fr. Miami, Fla.
KR - 9 Karlos WILLIAMS	6-1	223	Jr. Davenport, Fla.
	3 Jesus WILSON	5-9	177 Fr. Miami, Fla.
KR - 7 Kermit WHITFIELD	5-7	178	Fr. Orlando, Fla.
	20 Lamarcus JOYNER	5-8	190 Sr. Fort Lauderdale, Fla.

FB
41 Chad ABRAM 6-0 • 229 • Sr. Lakeland, Fla.
33 Freddie STEVENSON 6-1 • 230 • Fr. Bartow, Fla.

TB
8 Devonta FREEMAN 5-9 • 203 • Jr. Miami, Fla.
OR 32 James WILDER JR. 6-2 • 229 • Jr. Tampa, Fla.

9 Karlos WILLIAMS 6-1 • 223 • Jr. Davenport, Fla.	15 Ryan GREEN 5-10 • 190 • Fr. St. Petersburg, Fla.
---	---

START CHART

OFFENSE						
Player	'10	'11	'12	'13	Streak	Career
Abram	-	-	-	6	-	6
Barron	-	3	1	1	-	5
Benjamin	-	-	-	13	13	13
Carter	-	-	-	1	-	1
Erving	-	-	14	13	27	27
Fahrenkrug	-	12	-	-	-	12
Freeman	-	7	5	13	18	25
Green	-	4	-	-	-	4
Greene	-	3	13	12	9	28
Haggins	-	1	2	-	-	3
Haplea	-	-	2	-	-	2
Hart	-	9	-	13	13	22
Jackson	-	1	14	12	11	27
Matias	-	1	14	13	28	28
Newberry	-	-	-	1	-	1
O'Leary	-	2	11	12	8	25
Shaw	-	3	1	7	2	11
Stork	4	10	13	12	4	39
Wildier, Jr.	-	-	1	1	-	2
Winston	-	-	-	13	13	13

DEFENSE						
Player	'09	'10	'11	'12	'13	Strk Career
Andrews	-	-	-	-	1	- 1
Brooks	-	-	-	14	12	4 26
Darby	-	-	-	-	8	1 8
Edwards, Jr.	-	-	-	2	10	9 12
Goldman	-	-	-	-	12	10 12
Hicks	-	-	-	-	4	- 4
Hunter	-	-	-	3	3	- 6
Jernigan	-	-	-	2	13	13 15
C. Jones	-	-	13	14	11	9 38
Joyner	-	-	13	14	13	40 40
Lawrence-Stample	-	-	-	-	6	2 6
Levenberry	-	-	-	-	1	- 1
McAllister	-	-	-	-	1	- 1
McDaniel	2	14	2	-	-	- 18
Ramsey	-	-	-	-	13	13 13
Telvin Smith	-	-	1	-	13	13 14
Terrance Smith	-	-	-	-	9	- 9
Walker	-	-	-	-	3	- 3
Waisome	-	-	-	14	-	- 14
K. Williams	-	-	-	1	-	- 1
P.J. Williams	-	-	-	-	10	10 10

SPECIAL TEAMS						
Player	'10	'11	'12	'13	Streak	Career
Aguiayo	-	-	-	13	13	13
Beatty	-	-	14	13	27	27
Doumar	-	-	-	13	13	13

PRONUNCIATION GUIDE

Roberto Aguayo	Uh-Gwhy-oh
Ryan Alicea	Alah-say-ah
Austin Barron	Bear-ron
Marcel Benalcazar	Bah-Nel-kah-zar
Cason Beatty	Case-in Bay-tee
Davarez Bryant	Dah-Vahr-is
Taysean Crews	Tay-shawn
Philip Doumar	DOO-mar
Ukeme Eligwe	YOU-kem-may E-lee-gway
Jacob Fahrenkrug	Fair-en-krewg
Devonta Freeman	Duh-von-lay
Rashad Greene	Rah-shod
Jarred Haggins	Jair-red Hay-gins
Kevin Haplea	Hap-lee
Jeren Kowalewski	Koe-Vah-leski
Tyrell Lyons	Ty-rail
Josue Matias	Hoe-sway Muh-tee-us
Demonte McAllister	Duh-mon-lay
Nigel Terrell	Tah-Rell
Nick Waisome	Way-some
Marquez White	Mahr-quez
Jesus Wilson	Hay-Suse
Jameis Winston	Jame-us

PROJECTED STARTERS: OFFENSE

QB
5



JAMEIS WINSTON • 6-4, 228, R-FR.

- Consensus All-American, 2013 Heisman Trophy and Davey O'Brien Award winner
- 2013 ACC Rookie, Offensive Player and Player of the Year; Walter Camp Player of the Year
- Leads the nation in passing efficiency (190.1) - the FBS record is 191.8 (Russell Wilson, Wisc., 2011)
- Set FSU single-season record with 38 TD passes; ranks 2nd with 3,820 passing yards in a season

RB
8



DEVONTA FREEMAN • 5-9, 203, JR.

- First-Team All-ACC; 9 straight games w/ TD; Most career rushing TDs of any current ACC RB
- Ranks 4th in FSU career rushing TDs (29) and 10th in career rushing yards (2,182)
- Has 7 career 100-yard rushing games and 3 this season - Nevada (9-109), B-CU (10-112) and Idaho (11-129)
- Totaled 176 yards of total offense and three TDs (two rush and one rec) against Miami

RB
32



JAMES WILDER JR. • 6-2, 229, JR.

- Honorable mention All-ACC selection
- Became the 32nd player in FSU history with 1,000 rushing yards against Maryland (6-40)
- Tied for 9th in FSU history with 20 career rushing TDs
- Three carries for 52 yards and two touchdowns against Syracuse; 4 for 85 and a score vs. Idaho

FB
41



CHAD ABRAM • 6-0, 229, SR.

- Scored his first career TD on a 10-yard reception at Boston College
- Caught a two-yard touchdown from Jameis Winston at Wake Forest
- His key blocking has helped FSU average 207.4 rushing yards per game

X-WR
80



RASHAD GREENE • 6-0, 180, JR.

- First-Team All-ACC member; leads the team with 67 catches and 981 yards
- FSU career marks: 162 receptions (6th), 22 receiving TDs (7th) and 2,318 rec. yards (7th)
- Averaging a TD every 7.8 times he touches the ball (25 TD on 196 touches) in career
- Four 100-yd rec. games in 2013 - Clemson (8-146), NCSU (8-137), Pitt (8-126) & MD (4-108)

Y-WR
81



KENNY SHAW • 6-0, 170, SR.

- Third-Team All-ACC member; 52 catches for 929 yards and six TDs in 2013
- His 1,915 career receiving yards are T-14th in FSU history; 122 receptions are 16th
- First 100-yard game of the season came vs. Idaho (5-107) and had career-best two TDs
- Senior veteran of FSU's receiving corps with 14 career touchdowns

Z-WR
1



KELVIN BENJAMIN • 6-5, 234, R-SO.

- SI.com First-Team All-American and Second-Team All-ACC with 50 catches for 957 yards
- Leads the ACC & T-4th in nation in TD receptions (14) in 2013 - 2nd-best season in FSU history
- Huge day at Florida: 9 rec for 212 yds and 3 TDs - career highs for each; 8th most yds in FSU history
- Has scored nine receiving touchdowns in his last five games

TE
35



NICK O'LEARY • 6-3, 248, JR.

- CBSSports.com Third-Team All-American, Second-Team All-ACC and John Mackey Award Finalist
- Tied for 2nd among TEs in country in TDs (7) and yards per catch (16.9 average)
- Set career highs in receptions (5), yards (161) and made a 94-yard catch at Clemson
- Tied FSU record for TDs by a tight end with three at Pitt and finished with four catches and 47 yards

LT
75



CAMERON ERVING • 6-6, 320, R-JR.

- SI.com, USA TODAY and Sporting News First-Team All-American
- First-Team All-ACC and 2013 Jacobs Blocking Trophy winner
- Held Clemson star DE Vic Beasley without a sack and was named ACC O-Lineman of the Week

LG
70



JOSUE MATIAS • 6-6, 322, JR.

- Named Second-Team All-ACC by the coaches and Third-Team All-ACC by the media
- Second year starter at left guard
- Highest grade on O-Line against Wake Forest, Miami and Nevada

C
52



BRYAN STORK • 6-4, 300, R-SR.

- 2013 Rimington Trophy winner; AP, FWA and Lindy's First-Team All-American
- First-Team All-ACC by the media, coaches and ESPN.com
- Leads FSU in knockdown blocks and grade average (83.4) and captured top O-Line grade vs. Clemson, Bethune-Cookman and Pitt

RG
54



TRE' JACKSON • 6-4, 330, JR.

- CBSSports.com Second-Team All-American; SI.com Honorable Mention All-American
- First-Team All-ACC by the media, coaches, ESPN.com and Sporting News
- Had highest grade on the O-Line against Boston College, Maryland, NC State, Syracuse and Idaho

RT
51



BOBBY HART • 6-4, 315, JR.

- Honorable Mention All-ACC selection by the media and coaches
- Anchored the right side of the line that helped FSU rush for 377 yards against Nevada, grading out at a season-best 86 percent with two knockdown blocks.
- Played as a 17-year old true freshman and started the final nine games in 2011

OFF THE BENCH

QB
10



SEAN MAGUIRE • R-FR.

- Strong arm and a natural pocket passer
- Has played all but one series in the second halves of Idaho and Syracuse games
- Went 9-of-14 with a TD and an INT vs. Idaho

RB
9



KARLOS WILLIAMS • JR.

- Scored a touchdown on his first offensive touch - a 65-yard run against Nevada
- Averaging 8.2 yards per rush (86-705)
- Second on the team with 705 rushing yards and 11 rushing touchdowns

TE
4



GIORGIO NEWBERRY • R-SO.

- Switched to tight end from defensive end

WR
3



JESUS WILSON • FR.

- Reserve receiver and punt returner
- Caught two passes for 12 yards versus Idaho
- Nickname is "Bobo"

WR
7



KERMIT WHITFIELD • FR.

- Averaging 30.8 yards per touch (646 yards and three TDs on 21 touches)
- Caught a 42-yard pass against B-CU
- Ran for a 74-yard TD vs. Syracuse
- Scored on a 31-yard reverse vs. NC State

WR
89



CHRISTIAN GREEN • R-JR.

- Sixth leading receiver in 2013 with 13 catches for 157 yards (12.1 ypc)
- Made two tough catches for 39 yards against Maryland
- Has caught 42 passes for 618 yards over his three year career

OL
62



AUSTIN BARRON • JR.

- Veteran backup offensive lineman has five career starts
- Started at center at Wake Forest
- Missed first two games of season with a foot injury

PROJECTED STARTERS: DEFENSE

LE
90



EDDIE GOLDMAN • 6-4, 303, SO.

- Has registered 16 tackles and 2.5 TFLs and 2.0 sacks in 2013
- Set new highs in tackles (4) and TFLs (1.5) while recording his first career sack at Boston College
- Made his first career start at Pitt

DT
99



NILE LAWRENCE-STAMPLE • 6-1, 305, R-SO.

- Credited with 14 tackles, 1.5 TFL and two QB hurries in 2013
- Tied a season high with three tackles – including 1.0 TFL – against Maryland
- Made his first career start at Pitt

NG
8



TIMMY JERNIGAN • 6-2, 296, JR.

- 2013 AP and FWAA Second-Team All-American; 2013 Coaches First-Team All-ACC
- Has 54 tackles and team-leading 10.5 TFLs while starting all 13 games this season
- Career highs in sacks (2.5) and TFLs (4.5) against Idaho; career-best 10 tackles vs. Duke in ACCCG

RE
15



MARIO EDWARDS JR. • 6-3, 277, SO.

- Third-Team All-ACC selection by both the media and the coaches
- Recorded an INT at Wake Forest; recovered a fumble and ran it back 37 yards for a TD at Clemson
- Posted a career-high 2.0 TFLs and 1.0 sacks against both in-state rivals, Miami and UF

SAM
7



CHRISTIAN JONES • 6-4, 235, SR.

- Athlon Sports First-Team All-ACC; Second-Team All-ACC by the media and coaches
- Leads FSU in QB hurries (6) and ranks sixth on the team in tackles (49) and 3rd in TFLs (7.5)
- Posted eight tackles, 1.0 sacks and 2.0 TFLs at Clemson; five tackles and 2.0 TFL at Florida

MIKE
24



TERRANCE SMITH • 6-4, 215, R-SO.

- Second-Team Sophomore All-American; Honorable Mention All-ACC selection by the coaches
- Led the team with 12 tackles and registered his first career sack against Bethune-Cookman
- Made 10 tackles, including 0.5 tackles for loss, to lead the team against Miami

WILL
22



TELVIN SMITH • 6-3, 218, SR.

- SI.com Honorable Mention All-American; First-Team All-ACC by the coaches and Sporting News
- Leads the 'Noles with 75 tackles and is 2nd with 9.5 TFLs; 29.0 career TFLs are 17th at FSU
- First 'Nole in 20 years with two pick-6s in a season (68-yd TD vs. B-CU and 79-yd TD vs. Idaho)

CB
20



LAMARCUS JOYNER • 5-8, 190, SR.

- Unanimous All-American; First-Team All-ACC and Ultimate Herbie Award winner
- The most versatile defender in the country; leads FSU in sacks (5.0) and 2nd in tackles (64)
- Career night at Clemson - eight solo tackles, one sack, two forced fumbles and an INT

FS
13



JALEN RAMSEY • 6-1, 195, FR.

- First-Team Freshman All-American by Athlon Sports, College Football News and 247Sports.com
- Started and posted an INT at Pitt – first true freshman to start at CB since Deion Sanders (1985)
- Recorded a career-high seven tackles – all solo – at Boston College on Sept. 28

SS
31



TERRENCE BROOKS • 5-11, 200, SR.

- CBSSports.com First-Team All-American; First-Team All-ACC by the coaches
- Recovered a fumble on game's 1st play at Clemson; secured an INT on 2nd play of NC State game
- Two-year starter has 50 tackles, two forced fumbles, two INTs and four PBUs in 12 games in '13

CB
26



P.J. WILLIAMS • 6-0, 190, SO.

- College Football News Honorable Mention Sophomore All-American; Honorable Mention All-ACC
- Led the team and set a new career high with five tackles – all solo – at Florida
- Credited with 28 tackles, 1.0 TFL, two INTs and a team-best seven pass break-ups in 2013

OFF THE BENCH

DT
55



JACOBBI MCDANIEL • R-SR.

- 28 tackles and 2.0 TFLs in 2013
- Had 2nd career INT vs. Idaho on Sr. Day
- Also sees time as FB in some formations
- Has played in 46 career games

DT
97



DEMONTE MCALLISTER • R-SR

- Credited with 21 tackles and two QB hurries in 2013
- Posted four tackles and a pass break-up at Boston College

LB
6



DAN HICKS • R-SR.

- 25 tackles and 5.5 TFLs in 2013
- Made five tackles and recorded an INT against Syracuse
- Had three tackles and 2.0 TFLs vs. MD

DB
3



RONALD DARBY • SO.

- Intercepted a pass in back-to-back games (Clemson and NC State)
- Registered a tackle and recovered a fumble against Maryland
- Had three tackles vs. Syracuse and Duke

LB
52



UKEME ELIGWE • R-FR.

- Had six tackles against Bethune-Cookman
- Posted the first sack of his career at Clemson
- 27 tackles, 3.0 TFLs & 2.0 sacks in 2013

DE
44



DEMARCUS WALKER • FR.

- Set a new career high with four tackles against NC State
- Had a sack and 2 TFLs vs. Idaho
- Made first career start at Pitt

DB
29



NATE ANDREWS • FR.

- T-4th in the ACC with four INTs
- Two INTs, including one returned 56 yards for a TD, and a FF at Wake Forest
- Career-high six tackles vs. Syracuse
- Three tackles, forced a fumble and recovered it at Florida

SPECIAL TEAMS

P
38



**CASON BEATTY
6-3, 229, SO.**

- 11 of his 36 punts in 2013 have been downed inside the 20
- Averaging 40.8 yards per punt in 2013

K
19



**ROBERTO AGUAYO
6-1, 203, R-FR.**

- Groza Award Winner
- First-Team All-American; First-Team All-ACC
- Set new FSU and ACC scoring record with 147 pts
- 90 PATs is new ACC record for a season
- Converted an FSU record 70 consecutive kicks to start his career (12 FGs/58 PATs) and has made 109-of-110 in 2013

KR
7



**KERMIT WHITFIELD
6-1, 178, FR.**

- Had a 97-yard kickoff return for a touchdown at Wake Forest
- Has 13 returns for 447 yards (34.4 avg)
- Five 40+ yard returns in 2013 (97 Wake Forest, 58 Idaho, 44 Duke, 43 CU and 41 B-CU)

KR
9



**KARLOS WILLIAMS
6-1, 223, JR.**

- Had the highest kick return average on the team last season (26.2)
- Had a career-long 60 yard return in a road win against USF last year

PR
81



**KENNY SHAW
6-0, 170, SR.**

- Has 26 returns for 251 yards in 2013
- His 9.7 yard punt return average ranks sixth in the ACC
- Tied a career high with a 26-yard return at Pitt on Sept 2

2013 FLORIDA STATE NUMERICAL ROSTER

No	Name	Pos	Ht	Wt	Cl	Hometown/HS/Previous School	No	Name	Pos	Ht	Wt	Cl	Hometown/HS/Previous School
1	Kelvin Benjamin	WR	6-5	234	r-SO	Belle Glade, Fla./Glades Central	47	Kory Burnett	DB	6-0	205	r-SR	Jacksonville, Fla./Bartram Trail
1*	Tyler Hunter	DB	5-11	198	JR	Valdosta, Ga./Lowndes County	47	Alex Wethy	TE	6-3	251	r-JR	Miami, Fla./Christopher Columbus
3	Ronald Darby	DB	5-11	190	SO	Oxon Hill, Md./Potomac	48	Dorsey Moore	TE	6-4	205	r-FR	Rockledge, Fla./Martins Ferry (Ohio)
3	Jesus Wilson	WR	5-9	177	FR	Miami, Fla./Christopher Columbus	48	Junior St. Louis	LB	6-2	218	JR	Pompano Beach, Fla./Deerfield Beach
4	Giorgio Newberry	TE	6-6	280	r-SO	Fort Pierce, Fla./Fort Pierce Central	49	Jake Romano	FB	5-11	236	FR	Wellington, Fla./Wellington
5	Reggie Northrup	LB	6-1	220	SO	Jacksonville, Fla./First Coast	49	Colton Woodall	DB	6-3	190	r-JR	Fort Lauderdale, Fla./No. Broward Prep/Rhode Island
5	Jameis Winston	QB	6-4	228	r-FR	Bessemer, Ala./Hueytown	51	Bobby Hart	OL	6-4	315	JR	Lauderhill, Fla./St. Thomas Aquinas
6	Dan Hicks	DE	6-4	260	r-SR	Oxford, Miss./Oxford	52	Ukeme Eligwe	LB	6-2	240	r-FR	Stone Mountain, Ga./Stone Mountain
6	Larry Lawson III	P	6-0	190	FR	Tampa, Fla./Plant	52	Bryan Stork	OL	6-4	300	r-SR	Vero Beach, Fla./Vero Beach
7	Christian Jones	LB	6-4	235	SR	Winter Park, Fla./Lake Howell	53	Sterling Lovelady	OL	6-3	291	JR	Navarre, Fla./Navarre
7*	Mario Pender	RB	5-10	192	r-FR	Cape Coral, Fla./Island Coast	54	Dorian Earley	LB	6-2	215	SR	St. Petersburg, Fla./St. Petersburg
7	Kermit Whitfield	WR	5-7	178	FR	Orlando, Fla./Jones	54	Tre' Jackson	OL	6-4	330	JR	Jesup, Ga./Wayne County
8	Devonta Freeman	RB	5-9	203	JR	Miami, Fla./Miami Central	55*	Ira Denson	OL	6-3	330	FR	Greenville, Fla./Madison County
8	Timmy Jernigan	DT	6-2	296	JR	Lake City, Fla./Columbia	55	Jacobi McDaniel	DT	6-0	295	r-SR	Greenville, Fla./Madison County
9	Karlos Williams	RB/DB	6-1	223	JR	Davenport, Fla./Ridge Community	57	Philip Doumar	LS	6-1	225	r-SR	Jupiter, Fla./Jupiter
10	E.J. Levenberry	LB	6-3	236	FR	Woodbridge, Va./C.D. Hylton	58	Ryan Alicea	LB	6-1	213	r-FR	Wellington, Fla./Wellington
10	Sean Maguire	QB	6-3	215	r-FR	Sparta, N.J./Seton Hall Prep	58	Ryan Arnold	OL	6-3	250	SO	Orlando, Fla./Bishop Moore
11	John Franklin III	QB	6-0	172	FR	Plantation, Fla./South Plantation	59	Ryan Hoefeld	OL	6-3	292	FR	New Orleans, La./Brother Martin
11	Derrick Mitchell Jr.	DT	6-4	301	r-SO	Jacksonville, Fla./First Coast	59	Andrew Wright	LB	6-0	205	JR	Bradenton, Fla./Bradenton
12	Hunter Dewitt	QB	6-4	185	FR	Sarasota, Fla./Sarasota	60	Jacob Fahrenkrug	OL	6-4	326	r-SR	Robbinsdale, Minn./Cooper/No. Dakota St. College
12*	Jarred Haggins	WR	6-0	193	SR	Lakeland, Fla./Lakeland	61	Myles Davis	OL	6-2	307	r-FR	Gainesville, Fla./Buchholz
12*	Matthew Thomas	LB	6-3	215	FR	Miami, Fla./Booker T. Washington	62	Austin Barron	OL	6-3	295	JR	Fort Lauderdale, Fla./St. Thomas Aquinas
13	Rashad Gholston	WR	5-10	167	r-JR	Miami Gardens, Fla./Miramar	64	Brian Patterson II	LS	5-8	208	FR	Tampa, Fla./Jesuit
13	Jalen Ramsey	DB	6-1	195	FR	Smyrna, Tenn./Brentwood Academy	65	Ruben Carter	OL	6-4	309	r-SO	Miami, Fla./Jackson
14*	Jacob Coker	QB	6-5	230	r-SO	Mobile, Ala./St. Paul's Episcopal	66	Keith Weeks	OL	6-4	292	r-FR	Valrico, Fla./Newsome
14	Nick Waisome	CB	5-10	176	JR	Groveland, Fla./South Lake	67	Cody Jay	OL	6-1	240	JR	Fort Walton Beach, Fla./Choctawhatchee/USF
15	Mario Edwards Jr.	DE	6-3	277	SO	Gautier, Miss./Ryan (Texas)	69	Garrett Scott	OL	6-3	275	FR	West Palm Beach, Fla./Suncoast
15	Matthew Finn	K	6-0	152	FR	Maitland, Fla./Bishop Moore	70	Josue Matias	OL	6-6	322	JR	Union City, N.J./Union City
15	Ryan Green	RB	5-10	190	FR	St. Petersburg, Fla./St. Petersburg Catholic	72	Barrett Kernon	LS	6-4	239	JR	Ormond Beach, Fla./Seabreeze/Auburn
16	Clay Pickler	K	6-3	180	SO	Grapevine, Texas/Colleyville Heritage/Tarrant County	73	Joseph Hernandez	LB	6-0	210	r-FR	Miami Beach, Fla./Miami Beach
18	Christian Griffith	WR	6-6	210	r-SO	Palm Beach, Fla./The King's Academy/Liberty	74	Jonathan Wallace	OL	6-7	295	r-SR	Jacksonville, Fla./Lee
18	Ro'Derrick Hoskins	LB	6-2	226	FR	Orlando, Fla./Evans	75	Cameron Erving	OL	6-6	320	r-JR	Moultrie, Ga./Colquitt County
19	Roberto Aguayo	K	6-1	203	r-FR	Mascotte, Fla./South Lake	76	Marcel Benalcazar	OL	6-6	308	FR	Miramar, Fla./Archbishop McCarthy
19	Troy Cook	QB	6-2	193	FR	Miami, Fla./Southridge	77	Larry Levy	OL	6-2	275	r-JR	Boynton Beach, Fla./Park Vista/Minn-Crookston
20	Lamarcus Joyner	DB	5-8	190	SR	Fort Lauderdale, Fla./St. Thomas Aquinas	78	Wilson Bell	OL	6-4	314	FR	Mobile, Ala./Blount
21	Chris Casher	DE	6-4	260	r-FR	Mobile, Ala./Davidson	79	Michael Scheerhorn	OL	6-4	240	SO	Lutz, Fla./Tampa Catholic/Valparaiso
22	Telvin Smith	LB	6-3	218	SR	Valdosta, Ga./Lowndes County	80	Rashad Greene	WR	6-0	180	JR	Albany, Ga./St. Thomas Aquinas (Fla.)
23	Jared Armstrong	QB	6-0	185	SO	Gainesville, Fla./Oak Hall	81	Kenny Shaw	WR	6-0	170	SR	Orlando, Fla./Dr. Phillips
23	Gerald Demps	DB	5-11	200	r-SR	Valdosta, Ga./Lowndes County	82	Davarez Bryant	DE	6-3	247	FR	Crestview, Fla./New Smyrna Beach
24	Matthew McNulty	WR	6-3	190	r-JR	Jacksonville, Fla./First Coast Christian	83	Dan O'Neill	WR	6-0	170	SO	Jupiter, Fla./Jupiter
24	Terrence Smith	LB	6-4	215	r-SO	Decatur, Ga./Southwest DeKalb	84	Isaiah Jones	WR	6-4	200	FR	Milton, Fla./Milton
26	P.J. Williams	DB	6-0	190	SO	Ocala, Fla./Vanguard	85	Jeremy Kerr	TE	6-5	254	FR	St. Petersburg, Fla./St. Petersburg
27	Marquez White	WR/CB	6-0	171	FR	Dothan, Ala./Northview	86	Tasean Crews	WR	5-11	175	SO	Pensacola, Fla./Pensacola
28	Nigel Terrell	FB/LB	6-1	220	r-JR	Helena, Ala./Pelham	87	Jared Jackson	WR	6-3	185	FR	Monticello, Fla./Aucilla Christian
29	Nate Andrews	DB	5-11	208	FR	Fairhope, Ala./Fairhope	88	Jeren Kowalewski	WR	6-1	175	r-FR	Bradenton, Fla./Lakewood Ranch
30	Colin Blake	DB	6-3	202	r-FR	San Antonio, Texas/Brandeis	89	Christian Green	WR	6-2	200	r-JR	Tampa, Fla./Tampa Catholic
30	Keijofe Pittman	FB	5-10	246	FR	Pensacola, Fla./Pine Forest	90	Eddie Goldman	DT	6-4	303	SO	Washington, D.C./Friendship Collegiate
31	Terrence Brooks	DB	5-11	200	SR	Dunnellon, Fla./Dunnellon	91	Pierre Jolicoeur	DT	6-0	250	FR	Miami, Fla./North Miami Beach Senior
32	James Wilder Jr.	RB	6-2	229	JR	Tampa, Fla./Plant	92	Justin Shanks	DT	6-2	306	r-FR	Prattville, Ala./Prattville
33*	Kevin Haplea	TE	6-4	245	SR	Annandale, N.J./North Hunterdon/Penn State	93	Brad Bentz	DL	6-2	250	SO	Wellington, Fla./Wellington
33	Jonathan Hernandez	P	6-4	208	FR	Bradenton, Fla./Manatee	94	Keith Eikevik	DE	6-5	185	FR	Parkland, Fla./Marjory Stoneman Douglas
33	Freddie Stevenson	FB/LB	6-1	230	FR	Bartow, Fla./Bartow	95	Keith Bryant	DT	6-2	310	FR	Delray Beach, Fla./Atlantic
35	Reginald Dixon Jr.	LB	5-10	207	FR	Tallahassee, Fla./Godby	97	Demonte McAllister	DT	6-2	290	r-SR	Tampa, Fla./Alonso
35	Nick O'Leary	TE	6-3	248	JR	Palm Beach, Fla./Dwyer	99	Nile Lawrence-Stample	DT	6-1	305	r-SO	Fort Lauderdale, Fla./Nova
36	Tyrell Lyons	DB	6-0	213	FR	Jacksonville, Fla./First Coast							
36	Jermaine Washington	WR	5-8	194	r-SO	Jacksonville, Fla./Wolfson							
37	Brandyn Musgrave	TE	6-0	230	r-SO	Port St. Lucie, Fla./Treasure Coast							
37	Keelin Smith	DB	6-3	185	r-SO	Fort Pierce, Fla./Treasure Coast							
38	Cason Beatty	P	6-3	229	SO	Charlotte, N.C./Olympic							
38	Jonathan Akanbi	DB	6-1	204	r-JR	Orlando, Fla./Edgewater							
39	Bryan LaCivita	WR	6-1	185	FR	Gainesville, Fla./St. Francis Catholic							
39	Mitchell Zak	LB	5-11	197	JR	New Smyrna Beach, Fla./Calvary Christian Academy							
40	Danny Adams	LS	5-9	195	r-JR	Fort Lauderdale, Fla./St. Thomas Aquinas/E. Kentucky							
40	Parker Conley	TE	6-5	210	SR	Norcross, Ga./Norcross							
41	Chad Abram	FB	6-0	229	SR	Lakeland, Fla./Kathleen							
41	Donovan Todd	DB	5-11	205	SR	Sanford, Fla./Seminole							
42	Shayne Broxie	FB	6-2	255	r-SR	Monticello, Fla./Jefferson County							
42	Lamarcus Brutus	DB	6-0	200	r-SO	Port St. Lucie, Fla./Treasure Coast							
43	Ebo Entsua	FB	5-11	240	SO	Clermont, Fla./East Ridge							
43	Desmond Hollin	DE	6-3	270	JR	Miami, Fla./Southridge/ASA College (N.Y.)							
44	Cameron Ponder	FB	6-1	240	JR	Yulee, Fla./Yulee							
44	DeMarcus Walker	DE	6-3	270	FR	Jacksonville, Fla./Sandalwood							
45	Will Burnham	RB	6-0	178	SO	Lithia, Fla./Newsome							
45	Nathan Slater	LB	6-2	223	SO	Terry, Miss./St. Andrew's Episcopal							
46	Paul Aloise	LB	5-11	225	JR	Palm City, Fla./Martin County							
46	Jayon Young	TE	6-1	224	FR	Coral Springs, Fla./J.P. Taravella							

*Out for Season

2013 FLORIDA STATE ALPHABETICAL ROSTER

No	Name	Pos	Ht.	Wt	Cl	Hometown/HS/Previous School	No	Name	Pos	Ht.	Wt	Cl	Hometown/HS/Previous School
41	Chad Abram	FB	6-0	229	SR	Lakeland, Fla./Kathleen	39	Bryan LaCivita	WR	6-1	185	FR	Gainesville, Fla./St. Francis Catholic
40	Danny Adams	LS	5-9	195	r-JR	Fort Lauderdale, Fla./St. Thomas Aquinas/Eastern Kentucky	99	Nile Lawrence-Stample	DT	6-1	305	r-SO	Fort Lauderdale, Fla./Nova
19	Roberto Aguayo	K	6-1	203	r-FR	Mascotte, Fla./South Lake	6	Larry Lawson III	P	6-0	190	FR	Tampa, Fla./Plant
38	Jonathan Akanbi	DB	6-1	204	r-JR	Orlando, Fla./Edgewater	10	E.J. Levenberry	LB	6-3	236	FR	Woodbridge, Va./C.D. Hylton
58	Ryan Alicea	LB	6-1	213	r-FR	Wellington, Fla./Wellington	77	Larry Lovley	OL	6-2	275	r-JR	Boynton Beach, Fla./Park Vista Comm./Minn-Crookston
46	Paul Aloise	LB	5-11	225	JR	Palm City, Fla./Martin County	53	Sterling Lovelady	OL	6-3	291	JR	Navarre, Fla./Navarre
29	Nate Andrews	DB	5-11	208	FR	Fairhope, Ala./Fairhope	36	Tyrell Lyons	DB	6-0	213	FR	Jacksonville, Fla./First Coast
23	Jared Armstrong	QB	6-0	185	SO	Gainesville, Fla./Oak Hall	10	Sean Maguire	QB	6-3	215	r-FR	Sparta, N.J./Seton Hall Prep
58	Ryan Arnold	QB	6-3	250	SO	Orlando, Fla./Bishop Moore	70	Josue Matias	OL	6-6	322	JR	Union City, N.J./Union City
62	Austin Barron	OL	6-3	295	JR	Fort Lauderdale, Fla./St. Thomas Aquinas	97	Demonte McAllister	DT	6-2	290	r-SR	Tampa, Fla./Alonso
38	Cason Beatty	P	6-3	229	SO	Charlotte, N.C./Olympic	55	Jacobbi McDaniel	DT	6-0	295	r-SR	Greenville, Fla./Madison County
78	Wilson Bell	OL	6-4	314	FR	Mobile, Ala./Blount	24	Matthew McNulty	WR	6-3	190	r-JR	Jacksonville, Fla./First Coast Christian
76	Marcel Benalcazar	OL	6-6	308	FR	Miramar, Fla./Archbishop McCarthy	11	Derrick Mitchell Jr.	DT	6-4	301	r-SO	Jacksonville, Fla./First Coast
1	Kelvin Benjamin	WR	6-5	234	r-SO	Belle Glade, Fla./Glades Central	48	Dorsey Moore	TE	6-4	205	r-FR	Rockledge, Fla./Martins Ferry (Ohio)
93	Brad Bentz	DL	6-2	250	SO	Wellington, Fla./Wellington	37	Brandyn Musgrave	TE	6-0	230	r-SO	Port St. Lucie, Fla./Treasure Coast
30	Colin Blake	DB	6-3	202	r-FR	San Antonio, Texas/Brandeis	4	Giorgio Newberry	TE	6-6	280	r-SO	Fort Pierce, Fla./Fort Pierce Central
31	Terrence Brooks	DB	5-11	200	SR	Dunnellon, Fla./Dunnellon	5	Reggie Northrup	LB	6-1	220	SO	Jacksonville, Fla./First Coast
42	Shayne Broxsie	FB	6-2	255	r-SR	Monticello, Fla./Jefferson County	35	Nick O'Leary	TE	6-3	248	JR	Palm Beach, Fla./Dwyer
42	Lamarcus Brutus	DB	6-0	200	r-SO	Port St. Lucie, Fla./Treasure Coast	83	Dan O'Neill	WR	6-0	170	SO	Jupiter, Fla./Jupiter
82	Davarez Bryant	DE	6-3	247	FR	Crestview, Fla./New Smyrna Beach	64	Brian Patterson II	LS	5-8	208	FR	Tampa, Fla./Jesusit
95	Keith Bryant	DT	6-2	310	FR	Delray Beach, Fla./Atlantic	7*	Mario Pender	RB	5-10	192	r-FR	Cape Coral, Fla./Island Academy
47	Kory Burnett	DB	6-0	205	r-SR	Jacksonville, Fla./Bartram Trail	16	Clay Pickler	K	6-3	180	SO	Grapevine, Texas/Colleyville Heritage/Tarrant County College
45	Will Burnham	RB	6-0	178	SO	Lithia, Fla./Newsome	30	Keijofer Pittman	FB	5-10	246	FR	Pensacola, Fla./Pine Forest
65	Ruben Carter	OL	6-4	309	r-SO	Miami, Fla./Jackson	44	Cameron Ponder	FB	6-1	240	JR	Yulee, Fla./Yulee
21	Chris Casher	DE	6-4	260	r-FR	Mobile, Ala./Davidson	13	Jalen Ramsey	DB	6-1	195	FR	Smyrna, Tenn./Brentwood Academy
14*	Jacob Coker	QB	6-5	230	r-SO	Mobile, Ala./St. Paul's Episcopal	49	Jake Romano	FB	5-11	236	FR	Wellington, Fla./Wellington
40	Parker Conley	TE	6-5	210	SR	Norcross, Ga./Norcross	79	Michael Scheerhorn	OL	6-4	240	SO	Lutz, Fla./Tampa Catholic/Valparaiso
19	Troy Cook	QB	6-2	193	FR	Miami, Fla./Southridge	69	Garrett Scott	OL	6-3	275	FR	West Palm Beach, Fla./Suncoast
86	Tasean Crews	WR	5-11	175	SO	Pensacola, Fla./Pensacola	92	Justin Shanks	DT	6-2	306	r-FR	Prattville, Ala./Prattville
3	Ronald Darby	DB	5-11	190	SO	Oxon Hill, Md./Potomac	81	Kenny Shaw	WR	6-0	170	SR	Orlando, Fla./Dr. Phillips
61	Myles Davis	OL	6-2	307	r-FR	Gainesville, Fla./Buchholz	45	Nathan Slater	LB	6-2	223	SO	Terry, Miss./St. Andrew's Episcopal
23	Gerald Demps	DB	5-11	200	r-SR	Valdosta, Ga./Lowndes County	37	Keelin Smith	DB	6-3	185	r-SO	Fort Pierce, Fla./Treasure Coast
55*	Ira Denson	OL	6-3	330	FR	Greenville, Fla./Madison County	22	Telvin Smith	LB	6-3	218	SR	Valdosta, Ga./Lowndes County
12	Hunter Dewitt	QB	6-4	185	FR	Sarasota, Fla./Sarasota	24	Terrance Smith	LB	6-4	215	r-SO	Decatur, Ga./Southwest DeKalb
35	Reginald Dixon Jr.	LB	5-10	207	FR	Tallahassee, Fla./Godby	48	Junior St. Louis	LB	6-2	218	JR	Pompano Beach, Fla./Deerfield Beach
57	Philip Doumar	LS	6-1	225	r-SR	Jupiter, Fla./Jupiter	33	Freddie Stevenson	FB/LB	6-1	230	FR	Bartow, Fla./Bartow
54	Dorian Earley	LB	6-2	215	SR	St. Petersburg, Fla./St. Petersburg	52	Bryan Stork	OL	6-4	300	r-SR	Vero Beach, Fla./Vero Beach
15	Mario Edwards Jr.	DE	6-3	277	SO	Gautier, Miss./Ryan (Texas)	28	Nigel Terrell	FB/LB	6-1	220	r-JR	Helena, Ala./Pelham
94	Keith Eikevik	DE	6-5	185	FR	Parkland, Fla./Marjory Stoneman Douglas	12*	Matthew Thomas	LB	6-3	215	FR	Miami, Fla./Booker T. Washington
52	Ukeme Eligwe	LB	6-2	240	r-FR	Stone Mountain, Ga./Stone Mountain	41	Donovan Todd	DB	5-11	205	SR	Sanford, Fla./Seminole
43	Ebo Entsuah	FB	5-11	240	SO	Clermont, Fla./East Ridge	14	Nick Waisome	CB	5-10	176	JR	Groveland, Fla./South Lake
75	Cameron Erving	OL	6-6	320	r-JR	Moultrie, Ga./Colquitt County	44	DeMarcus Walker	DE	6-3	270	FR	Jacksonville, Fla./Sandalwood
60	Jacob Fahrenkrug	OL	6-4	326	r-SR	Robbinsdale, Minn./Cooper/North Dakota St. College	74	Jonathan Wallace	OL	6-7	295	r-SR	Jacksonville, Fla./Lee
15	Matthew Finn	K	6-0	152	FR	Maitland, Fla./Bishop Moore	36	Jermaine Washington	WR	5-8	194	r-SO	Jacksonville, Fla./Wolfson
11	John Franklin III	QB	6-0	172	FR	Plantation, Fla./South Plantation	66	Keith Weeks	OL	6-4	292	r-FR	Valrico, Fla./Newsome
8	Devonta Freeman	RB	5-9	203	JR	Miami, Fla./Miami Central	47	Alex Wethy	TE	6-3	251	r-JR	Miami, Fla./Christopher Columbus
13	Rashad Gholston	WR	5-10	167	r-JR	Miami Gardens, Fla./Miramar	27	Marquez White	WR/CB	6-0	171	FR	Dothan, Ala./Northview
90	Eddie Goldman	DT	6-4	303	SO	Washington, D.C./Friendship Collegiate Academy	7	Kermit Whitfield	WR	5-7	178	FR	Orlando, Fla./Jones
89	Christian Green	WR	6-2	200	r-JR	Tampa, Fla./Tampa Catholic	32	James Wilder Jr.	RB	6-2	229	JR	Tampa, Fla./Plant
15	Ryan Green	RB	5-10	190	FR	St. Petersburg, Fla./St. Petersburg Catholic	9	Karlos Williams	RB/DB	6-1	223	JR	Davenport, Fla./Ridge Community
80	Rashad Greene	WR	6-0	180	JR	Albany, Ga./St. Thomas Aquinas (Fla.)	26	P.J. Williams	DB	6-0	190	SO	Ocala, Fla./Vanguard
18	Christian Griffith	WR	6-6	210	r-SO	Palm Beach, Fla./The King's Academy/Liberty	3	Jesus Wilson	WR	5-9	177	FR	Miami, Fla./Christopher Columbus
12*	Jared Haggins	WR	6-0	193	SR	Lakeland, Fla./Lakeland	5	Jameis Winston	QB	6-4	228	r-FR	Bessemer, Ala./Hueytown
33*	Kevin Haplea	TE	6-4	245	SR	Annandale, N.J./North Hunterdon/Penn State	49	Colton Woodall	DB	6-3	190	r-JR	Fort Lauderdale, Fla./North Broward Prep/Rhode Island
51	Bobby Hart	OL	6-4	315	JR	Lauderhill, Fla./St. Thomas Aquinas	59	Andrew Wright	LB	6-0	205	JR	Bradenton, Fla./Bradenton
33	Jonathan Hernandez	P	6-4	208	FR	Bradenton, Fla./Manatee	46	Jayon Young	TE	6-1	224	FR	Coral Springs, Fla./J.P. Taravella
73	Joseph Hernandez	LB	6-0	210	r-FR	Miami Beach, Fla./Miami Beach Senior	39	Mitchell Zak	LB	5-11	197	JR	New Smyrna Beach, Fla./Calvary Christian Academy
6	Dan Hicks	DE	6-4	260	r-SR	Oxford, Miss./Oxford							
59	Ryan Hoefeld	OL	6-3	292	FR	New Orleans, La./Brother Martin							
43	Desmond Hollin	DE	6-3	270	JR	Miami, Fla./Southridge/ASA (N.Y.) College							
18	Ro'Derrick Hoskins	LB	6-2	226	FR	Orlando, Fla./Evans							
1*	Tyler Hunter	DB	5-11	198	JR	Valdosta, Ga./Lowndes County							
87	Jared Jackson	WR	6-3	185	FR	Monticello, Fla./Aucilla Christian Academy							
54	Tre' Jackson	OL	6-4	330	JR	Jesup, Ga./Wayne County							
67	Cody Jay	OL	6-1	240	JR	Fort Walton Beach, Fla./Choctawhatchee/USF							
8	Timmy Jernigan	DT	6-2	296	JR	Lake City, Fla./Columbia							
91	Pierre Jolicoeur	DT	6-0	250	FR	Miami, Fla./North Miami Beach Senior							
7	Christian Jones	LB	6-4	235	SR	Winter Park, Fla./Lake Howell							
84	Isaiah Jones	WR	6-4	200	FR	Milton, Fla./Milton							
20	Lamarcus Joyner	DB	5-8	190	SR	Fort Lauderdale, Fla./St. Thomas Aquinas							
72	Barrett Kernon	LS	6-4	239	JR	Ormond Beach, Fla./Seabreeze/Auburn							
85	Jeremy Kerr	TE	6-5	254	FR	St. Petersburg, Fla./St. Petersburg							
88	Jeren Kowalewski	WR	6-1	175	r-FR	Bradenton, Fla./Lakewood Ranch							

*Out for Season

NATIONAL POLLS

ASSOCIATED PRESS POLL

Week 16

1	Florida State (56)	13-0	1496
2	<i>Auburn (4)</i>	12-1	1444
3	Alabama	11-1	1376
4	Michigan State	12-1	1278
5	Stanford	11-2	1217
6	Baylor	11-1	1185
7	Ohio State	12-1	1130
8	South Carolina	10-2	1099
9	Missouri	11-2	1066
10	Oregon	10-2	880
11	Oklahoma	10-2	878
12	Clemson	10-2	848
13	Oklahoma State	10-2	797
14	LSU	9-3	726
15	UCF	11-1	629
16	Arizona State	10-3	614
17	UCLA	9-3	544
18	Louisville	11-1	525
19	Wisconsin	9-3	383
20	Texas A&M	8-4	282
21	Fresno State	11-1	227
22	Duke	10-3	201
23	Georgia	8-4	196
24	Northern Illinois	12-1	144
25	Notre Dame	8-4	76

Dropped from rankings: Texas 23

Others receiving votes: USC 74, Iowa 48, *Miami (Fla.)* 47, Vanderbilt 25, Texas 22, Cincinnati 11, Bowling Green 10, Washington 9, Rice 7, North Dakota State 4, Minnesota 2

Bold Italics denotes opponent

FSU in the Polls Weekly

Week	AP	USA	BCS
Preseason	11	12	NP
Week 2	10	10	NP
Week 3	10	9	NP
Week 4	8	8	NP
Week 5	8	8	NP
Week 6	8	8	NP
Week 7	6	6	NP
Week 8	5	5	NP
Week 9	3	3	2
Week 10	3	3	3
Week 11	3	3	2
Week 12	2	2	2
Week 13	2	2	2
Week 14	2	2	2
Week 15	1	1	1
Week 16	1	1	1

USA TODAY COACHES POLL

Week 15

1	Florida State (62)	13-0	1550
2	<i>Auburn</i>	12-1	1486
3	Alabama	11-1	1414
4	Michigan State	12-1	1342
5	Baylor	11-1	1275
6	Ohio State	12-1	1211
7	Stanford	11-2	1188
7	South Carolina	10-2	1108
9	Missouri	11-2	1088
10	Oklahoma	10-2	913
11	Clemson	10-2	899
12	Oregon	10-2	887
13	Oklahoma State	10-2	845
14	LSU	9-3	719
15	UCF	11-1	658
16	Louisville	11-1	611
17	Arizona State	10-3	602
18	UCLA	9-3	520
19	Wisconsin	9-3	408
20	Fresno State	11-1	344
21	Duke	10-3	247
21	Texas A&M	8-4	247
23	Northern Illinois	12-1	149
24	Georgia	8-4	135
25	<i>Miami (Fla.)</i>	9-3	73

Dropped from rankings: Cincinnati 23, Texas 24

Others receiving votes: Cincinnati 47, Vanderbilt 40, USC 33, Iowa 30, Texas 27, Rice 23, Bowling Green 12, Notre Dame 8, Minnesota 6, Ball State 2, Nebraska 1, Virginia Tech 1, Washington 1

Bold Italics denotes opponent

BOWL CHAMPIONSHIP SERIES STANDINGS

Week 8

1	Florida State	13-0	.9957
2	<i>Auburn</i>	12-1	.9638
3	Alabama	11-1	.9061
4	Michigan State	12-1	.8600
5	Stanford	11-2	.8191
6	Baylor	11-1	.7722
7	Ohio State	12-1	.7705
8	Missouri	11-2	.7256
9	South Carolina	10-2	.7152
10	Oregon	10-2	.5811
11	Oklahoma	10-2	.5756
12	Clemson	10-2	.5553
13	Oklahoma State	10-2	.5233
14	Arizona State	10-3	.4416
15	UCF	11-1	.4343
16	LSU	9-3	.4322
17	UCLA	9-3	.3703
18	Louisville	11-1	.3199
19	Wisconsin	9-3	.2365
20	Fresno State	11-1	.1675
21	Texas A&M	8-4	.1663
22	Georgia	8-4	.1594
23	Northern Illinois	12-1	.1572
24	Duke	10-3	.1134
25	USC	9-4	.0672

RECORDING FSU

FSU's Record In...

September	4-0
October	3-0
November	5-0
December-January	1-0

FSU's Conference Record...

At home	4-0
On the road	4-0
Neutral	1-0

FSU's Non-Conference Record...

At home	3-0
On the road	1-0
Neutral	0-0

FSU vs. Ranked Opponents...

At home	2-0
On the road	1-0
Neutral	1-0

FSU's Record in Games...

Decided by 1-3 points	0-0
4-7 points	0-0
8-10 points	0-0
11-19 points	1-0
20-29 points	2-0
30+ points	10-0

FSU's Record When Scoring...

10 or fewer points	0-0
11-19 points	0-0
20-29 points	0-0
30+ points	13-0

FSU's Record When Allowing...

10 or fewer points	7-0
11-19 points	5-0
20-29 points	0-0
30+ points	1-0

FSU's Record in Games...

During the day	8-0
At night	5-0
Scoring first	11-0
Opponent scores first	2-0
Leading after 1st quarter	9-0
Trailing after 1st quarter	1-0
Tied after the 1st quarter	3-0
Leading at halftime	13-0
Trailing at halftime	0-0
Tied at halftime	0-0
Leading after 3rd quarter	13-0
Trailing after 3rd quarter	0-0
Tied after the 3rd quarter	0-0
In overtime	0-0

FSU's Record With...

100-yard rusher	3-0
100-yard receiver	8-0
300-yard passer	7-0
Less than 300-yards total off	1-0
300-399 yards total offense	0-0
400-499 yards total offense	3-0
500+ yards total offense	9-0
Committing fewer turnovers	7-0
Committing more turnovers	0-0
Turnovers are equal	6-0
Not committing a turnover	2-0

FSU's Record When Allowing...

100-yard rusher	3-0
100-yard receiver	2-0
300-yard passer	0-0
Less than 300-yards total off	9-0
300-399 yards total offense	4-0
400-499 yards total offense	0-0
500+ yards total offense	0-0

FSU's Record When Wearing...

Garnet Jersey/Gold Pants	8-0
White Jersey/Gold Pants	5-0

THE ATLANTIC COAST CONFERENCE 2013 STANDINGS

ATLANTIC DIVISION	ACC GAMES						OVERALL								
	W	L	For	Opp	Hm	Rd	W	L	For	Opp	Hm	Rd	Nu	Div.	Streak
Florida State	8	0	411	98	4-0	4-0	13	0	689	139	7-0	5-0	1-0	6-0	Won 15
Clemson	7	1	323	168	3-1	4-0	10	2	482	253	6-1	4-1	0-0	5-1	Lost 1
Boston College	4	4	214	224	3-1	1-3	7	5	341	334	5-1	2-4	0-0	3-3	Lost 1
Syracuse	4	4	124	225	2-2	2-2	6	6	274	313	4-2	2-3	0-1	4-2	Won 1
Maryland	3	5	161	257	1-3	2-2	7	5	320	298	3-3	3-2	1-0	1-5	Won 1
Wake Forest	2	6	124	227	2-2	0-4	4	8	220	289	3-3	1-5	0-0	2-4	Lost 5
NC State	0	8	135	271	0-4	0-4	3	9	274	362	3-5	0-4	0-0	0-6	Lost 8

COASTAL DIVISION	W	L	For	Opp	Hm	Rd	W	L	For	Opp	Hm	Rd	Nu	Div.	Streak
Duke	6	2	258	224	2-2	4-0	10	3	411	321	5-2	5-0	0-1	4-2	Lost 1
Miami	5	3	250	262	3-1	2-2	9	3	431	312	6-1	3-2	0-0	4-2	Won 2
Virginia Tech	5	3	182	140	2-2	3-1	8	4	281	209	4-2	4-1	0-1	5-1	Won 1
Georgia Tech	5	3	249	186	4-1	1-2	7	5	439	272	5-2	2-3	0-0	4-2	Lost 1
North Carolina	4	4	225	179	2-2	2-2	6	6	386	301	4-3	2-3	0-0	2-4	Lost 1
Pitt	3	5	179	230	1-3	2-2	6	6	312	326	4-3	2-3	0-0	2-4	Lost 1
Virginia	0	8	132	276	0-4	0-4	2	10	237	399	2-6	0-4	0-0	0-6	Lost 9

ACC BOWL SEASON

Thursday, December 26

Little Caesars Bowl: Bowling Green vs. Pitt 6 PM

Friday, December 27

Military Bowl: Marshall vs. Maryland 2:30 PM

Texas Bowl: Minnesota vs. Syracuse 6 PM

Saturday, December 28

Belk Bowl: Cincinnati vs. North Carolina 3:20 PM

Russell Athletic: Louisville vs. Miami (Fla) 6:45 PM

Monday, December 30

Music City: Ole Miss vs. Georgia Tech 3:15 PM

Tuesday, December 31

Advocare V100: Arizona vs. Boston College 12:30 PM

Sun: UCLA vs. Virginia Tech 2 PM

Chick-fil-A: Texas A&M vs. Duke 8 PM

Friday, January 3

Orange: Ohio State vs. Clemson 8:30 PM

Monday, January 6

VIZIO BCS National Championship: Auburn vs. Florida State 8:20 PM

2013 FSU ACC PLAYERS OF THE WEEK

Jameis Winston	Rookie of the Week (Sept. 3)
Roberto Aguayo	Specialist of the Week (Sept. 16)
Jameis Winston	Rookie of the Week (Sept. 16)
Telvin Smith	Linebacker of the Week (Sept. 30)
Jameis Winston	Offensive Back of the Week (Sept. 30)
Jameis Winston	Rookie of the Week (Oct. 7)
Cameron Erving	Offensive Lineman of the Week (Oct. 21)
Rashad Greene	Receiver of the Week (Oct. 21)
Lamarcus Joyner	Defensive Back of the Week (Oct. 21)
Telvin Smith	Co-Linebacker of the Week (Oct. 21)
Jameis Winston	Offensive Back of the Week (Oct. 21)
Jameis Winston	Rookie of the Week (Oct. 21)
Jameis Winston	Rookie of the Week (Oct. 28)
Jameis Winston	Rookie of the Week (Nov. 4)
Kermit Whitfield	Specialist of the Week (Nov. 11)
Jameis Winston	Co-Offensive Back of the Week (Dec. 2)
Jameis Winston	Co-Rookie of the Week (Dec. 2)
Kelvin Benjamin	Receiver of the Week (Dec. 2)

ACC PRESEASON PREDICTIONS

Clemson, seeking its 15th Atlantic Coast Conference football title and its second in three years, was the preseason choice to win the Atlantic Division and defeat Miami in the 9th Annual Dr Pepper ACC Football Championship Game, according to a poll of media members attending this year's ACC Football Kickoff.

Florida State was predicted to finish second behind Clemson in both the Atlantic Division (18 votes to 102 votes) and as ACC Champion (15 votes to 95 votes).

ATLANTIC DIVISION

1. Clemson (102)	815
2. Florida State (18)	731
3. NC State	490
4. Wake Forest	392
5. Maryland	373
6. Syracuse	320
7. Boston College	211

COASTAL DIVISION

1. Miami (65)	736
2. Virginia Tech (27)	654
3. North Carolina (22)	649
4. Georgia Tech (6)	522
5. Pittsburgh	313
6. Virginia	230
7. Duke	228

ACC CHAMPIONSHIP VOTES

1. Clemson	95
2. Florida State	15
T3. Georgia Tech	3
T3. Miami	3
T3. North Carolina	3

2013 PRESEASON ALL-ACC TEAM

WR	Sammy Watkins	Clemson
WR	Michael Campanaro	Wake Forest
TE	Eric Ebron	North Carolina
T	James Hurst	North Carolina
T	Morgan Moses	Virginia
G	Tre' Jackson	Florida State
G	Brandon Linder	Miami
C	Bryan Stork	Florida State
QB	Tajh Boyd	Clemson
RB	Duke Johnson	Miami
RB	James Wilder Jr.	Florida State
DE	Jeremiah Attaochu	Georgia Tech
DE	Kareem Martin	North Carolina
DT	Nikita Whitlock	Wake Forest
DT	Timmy Jernigan	Florida State
LB	Jack Tyler	Virginia Tech
LB	Christian Jones	Florida State
LB	Kevin Pierre-Louis	Boston College
CB	Ross Cockrell	Duke
CB	Lamarcus Joyner	Florida State
S	Tre Boston	North Carolina
S	Jason Hendricks	Pittsburgh
PK	Chandler Catanzaro	Clemson
P	Will Monday	Duke
SP	Stefon Diggs	Maryland

FLORIDA STATE FOOTBALL

THE LAST TIME IT HAPPENED ...

The Last Time Florida State...

RUSHING

Had 400 or more yards:	vs. Wake Forest, 1995 (401)
Had 300-399 yards:	vs. Idaho, 2013 (336)
Had 200-299 yards:	vs. Duke, 2013 (239)
Had 51-100 yards:	at Wake Forest, 2013 (89)
Had 11-50 yards:	vs. Notre Dame, 2011 (41)
Had FEWER than 10 yards:	at Virginia Tech, 2012 (-15)
Had 70 or more rush attempts:	vs. Western Carolina, 1985 (72)
Had 60-69 rush attempts:	vs. Virginia, 2002 (60)
Had 50-59 rush attempts:	at Miami, 2008 (54)
Had seven rush TDs:	vs. Murray State, 2012
Had six rush TDs:	vs. Nevada, 2013
Had five rush TDs:	vs. Clemson, 2012
Had four rush TDs:	vs. Idaho, 2013
Had two or more players with 100 rush yds:	vs. Idaho, 2013
	Devonta Freeman (11-129); Karlos Williams (10-114)
Had two with 150 or more rush yards in a gm:	vs. Notre Dame, 1995
	Rock Preston (165), Warrick Dunn (163)

PASSING

Had 500 or more yards passing:	vs. Clemson, 2000 (521)
Had 400-499 yards passing:	at Clemson, 2013 (444)
Had 300-399 yards passing:	vs. Duke, 2013 (330)
Had 200-299 yards passing:	vs. Syracuse, 2013 (298)
Had 76-125 yards passing:	vs. South Carolina, 2010 (90)
Had LESS than 75 yards passing:	at Florida, 2011 (65)
Had 40 or more pass attempts:	at Virginia Tech, 2012 (42)
Had 30-39 attempts:	vs. Duke, 2013 (32)
Attempted 20 or fewer passes:	at Florida, 2011 (13)
Had 30 or more pass completions:	vs. Florida, 2011 (36)
Had 20-29 pass completions:	vs. Idaho, 2013 (23)
Had FEWER than 10 pass completions:	vs. Duke, 2012 (9)
Had six passing TDs:	vs. Charleston Southern, 2011
Had five passing TDs:	vs. Duke, 2013
Had four passing TDs:	at Boston College, 2013
Had three passing TDs:	vs. Duke, 2013
Had zero passing TDs:	vs. Georgia Tech, 2012
Had seven passes intercepted:	at South Carolina, 1984
Had six passes intercepted:	vs. NC State, 1998
Had five passes intercepted:	vs. Wake Forest, 2008
Had four passes intercepted:	at Wake Forest, 2011
Had three passes intercepted:	vs. Florida, 2012
Did not throw an interception:	vs. Maryland, 2013
Completed passes to 10 or more receivers:	vs. Idaho, 2013 (11)
Completed passes to nine receivers:	vs. Maryland, 2013
Completed passes to eight receivers:	vs. NC State, 2013

RECEIVING

Had one player with 100 yards receiving:	vs. Duke, 2013
	(Kelvin Benjamin, 5-119)
Had two players with 100 yards receiving:	at Clemson, 2013
	(Nick O'Leary, 161; Rashad Greene, 146)
Had three players with 100 yards receiving:	vs. The Citadel, 2005
	(Davis 125, Fagg, 113, Carr 104)

COMBINATION OFFENSE

Had a 300-yd passer and a 100-yd rusher:	vs. Clemson, 2012
	EJ Manuel (380 pass); Chris Thompson (103 rush), Manuel (102)
Had a 100-yd receiver and a 100-yd rusher:	vs. Duke, 2012
	Devonta Freeman (104 rush), Rodney Smith (112, receive)
Had three players w/100+ yds rush or rec:	vs. Idaho, 2013
	Freeman (129 rush), Williams (114 rush) and Shaw (107 rec)
Had a 400-yd passer and two 100-yd receivers:	at Clemson, 2013
	Jameis Winston (444 pass), Nick O'Leary (161 rec), Greene (146 rec)

TOTAL OFFENSE

Had 700 or more yards total offense:	vs. Clemson, 2000 (771)
Had 650-699 yards total offense:	vs. Clemson, 2012 (667)
Had 600-649 yards total offense:	vs. Idaho, 2013 (645)
Had 550-599 yards total offense:	vs. Duke, 2013 (569)
Had 500-549 yards total offense:	vs. Syracuse, 2013 (523)
Had 450-499 yards total offense:	at Florida, 2013 (456)
Had 400-449 yards total offense:	at Miami, 2012 (447)
Had 151-200 yards total offense:	vs. Wake Forest, 2006 (139)
Had LESS than 150 yards total offense:	vs. Wake Forest, 2006 (139)
Had LESS than 100 yards total offense:	at Florida, 2011 (95)
Had 85 or more plays:	at Miami, 2008 (86)
Had 75-84 plays:	vs. Duke, 2013 (75)
Had FEWER than 55 plays:	vs. Syracuse, 2013 (45)

SCORING

Scored 80 or more points:	vs. Idaho, 2013 (80)
Scored 70-79 points:	vs. Wake Forest, 1995 (72)
Scored 60-69 points:	vs. Maryland, 2013 (63)
Scored 50-59 points:	vs. Syracuse, 2013 (59)
Scored 40-49 points:	vs. Duke, 2013 (45)
Scored 30-39 points:	at Florida, 2013 (37)
Allowed 60 or more points:	Never
Allowed 50-59 points:	vs. Florida ('97 Sugar), 1996 (52)
Allowed 40-49 points:	vs. Virginia Tech, 2010 (44)
Allowed 30-39 points:	at Boston College, 2013 (34)
FSU lost by 45 or more points:	at Miami, 1976, (47)
FSU lost by 35-44 points:	at Virginia Tech, 1974 (35)
Scored on first drive of game:	vs. Idaho, 2013
FSU lost by 30 or more points:	at Oklahoma, 2010 (30)
FSU lost by 20 or more points:	at Florida, 2009 (27)
Was held scoreless:	vs. Wake Forest, 2006 (30-0)
Was held scoreless at home:	vs. Wake Forest, 2006 (30-0)
Was held scoreless on the road:	vs. Miami, 1988 (31-0)
Held opponent scoreless:	vs. Maryland, 2013 (63-0)
Held opponent scoreless at home:	vs. Maryland, 2013
Held opponent scoreless on the road:	at Notre Dame, 2003 (37-0)
Held opp. scoreless/neutral site:	Kansas, (Meadowlands) 1993, (42-0)
Held opponent without a touchdown:	vs. Syracuse, 2013
Held two opponents scoreless in one season:	2012
Held three opponents scoreless in one season:	1993
Held four opponents scoreless in one season:	1993
Held five opponents scoreless in one season:	Never
Held an ACC opponent scoreless:	vs. Maryland, 2013 (63-0)
Held two ACC opponents scoreless:	1993
Held three ACC opponents scoreless:	1993
Held four ACC opponents scoreless:	Never
Scored a 2-point conversion:	at Virginia Tech 2012
	(Manuel to O'Leary)

Scored a defensive 2-point conversion:	vs. Virginia Tech, 2010
	(Bradham)

Scored 49 or more pts in 4 consecutive games to open season:	2012
--	------

TURNOVERS

Committed nine turnovers:	at South Carolina, 1984 (7 Int., 2 Fum.)
Committed eight turnovers:	Never
Committed seven turnovers:	vs. Wake Forest, 2008 (5 Int., 2 Fum.)
Committed six turnovers:	at NC State, 1998 (6 Int.)
Committed five turnovers:	vs. Florida, 2012 (3 Ints., 2 Fumbles)
Committed four turnovers:	vs. Duke, 2012 (4 Fumbles)
Lost five or more fumbles:	Never
Lost four or more fumbles:	vs. Duke, 2012 (4)
Lost three or more fumbles:	vs. Jacksonville State, 2009 (3)
Did not commit a turnover:	vs. Maryland, 2013
Did not commit a turnover in consec. games:	NC St & Va Tech (2008)
Lost a game and did not commit a turnover:	vs. North Carolina, (2010)
Recorded six or more takeaways:	at Wake Forest, 2013 (6 INTs, 1 Fum.)
Recorded five takeaways:	vs. South Carolina, 2010 (3 INTs, 2 Fum.)
Recorded four takeaways:	vs. Idaho, 2013 (4 INTs)
Recorded three takeaways:	vs. Duke, 2013 (2 INTs, 1 Fum.)
Returned two or more interceptions for TDs:	vs. Idaho, 2013
	Telvin Smith (79 yards) and E.J. Levenberry (78 yards)
Returned an interception for a TD:	vs. Idaho, 2013
	E.J. Levenberry (78 yards)
Returned a fumble for a TD:	vs. Syracuse, 2013
	Chris Casher (31 yards)
Returned two fumbles for a TD:	vs. Wisconsin, 2008
	Derek Nicholson (75 yards) and Dekoda Watson (51 yards)
Returned two takeaways for a TD:	vs. Idaho, 2013
	Telvin Smith (79-yard INT) and E.J. Levenberry (78-yard INT)

DEFENSE

Held opp. to 0 or fewer rushing yards:	at Colorado, 2007 (-27)
Held opp. to 1-10 rushing yards:	vs. Duke, 2007 (9)
Held opp. to 11-50 rushing yards:	vs. Maryland, 2013 (33)
Held opp. to 51-100 rushing yards:	vs. Duke, 2013 (99)
Held opp. to 101-200 rushing yards:	vs. Duke, 2013 (140)
Held opp. to 51-100 passing yds:	at Wake Forest, 2013 (63)
Held opp. to 50 or fewer passing yds:	vs. Savannah State, 2012 (9)
Held opp. to 25 or fewer passing yds:	vs. Savannah State, 2012 (9)
Held opp. to 151-200 yds total offense:	vs. Duke, 2013 (239)
Held opp. to 101-150 yds total offense:	vs. Wake Forest, 2012 (126)
Held opp. to 100 or fewer yds total offense:	vs. Savannah State, 2012 (28)
Intercepted six or more passes:	at Wake Forest, 2013 (6)
Intercepted five passes:	vs. Wake Forest, 1997
Intercepted four passes:	vs. Idaho, 2013
Intercepted three passes:	vs. Notre Dame, 2011
Recovered three fumbles:	vs. Florida, 2010
Scored a safety:	vs. Bethune-Cookman, 2013
Scored two or more safeties:	vs. Central Florida, 1995
Scored on a blocked FG:	vs. Clemson, 2006 (Tony Carter 69 yards)
Recorded 10 or more sacks:	vs. Wake Forest, 1997 (11)
Recorded nine or more sacks:	vs. Miami, 2005 (9)
Recorded eight or more sacks:	vs. BYU, 2010 (8)
Recorded seven or more sacks:	vs. Idaho, 2013 (7)
Recorded six or more sacks:	vs. Murray State, 2012 (6)
Recorded five or more sacks:	at Maryland, 2012 (5)
Recorded 10 or more tackles for loss:	vs. Idaho, 2013 (13)
Held opponent to 10 or fewer first downs:	at Florida, 2013 (8)
Broke up 10 more passes:	vs. Murray State, 2012 (10)
Held opponent to neg. rushing yds in a half:	at Miami, 2012 (-12, 2nd)

SPECIAL TEAMS

Returned a punt for a TD:	vs. Duke, 2012 (Tyler Hunter, 75 yds)
Returned three or more punts for TDs in a season:	2012
	Rashad Greene (Murray State & Wake Forest), Tyler Hunter (Duke)
Returned two punts for a TD in a season:	Rashad Greene, 2012
	vs. Murray State, vs. Wake Forest
Returned a blocked punt for a TD:	vs. UCLA, 2006
	(Lawrence Timmons, 25 yds)
Blocked a punt for a safety:	vs. Colorado (JAX), 2008
Returned a kickoff for a TD:	at Wake Forest, 2013
	(Kermit Whitfield, 97 yards)
Blocked one punt:	vs. Samford, 2010 (Chris Thompson)
Blocked two punts:	vs. NC State, 2005 (Houllis, Church)
Blocked three punts:	Never
Punted 10 or more times:	at NC State, 2004 (11)
Punted 9 times:	at Florida, 2011
Did not record a punt:	vs. Samford, 2010
Punted Once:	vs. Idaho, 2013
Blocked a field goal:	vs. Clemson, 2010 (Nigel Bradham)
Blocked two field goals:	at Duke, 2003 (B.J. Ward)
Blocked a FG and returned for a TD:	vs. Clemson 2006 (Tony Carter 69 yds)
Had a field goal blocked:	Gary Cismesia at Maryland, 2006
Had a FG blocked and returned for a TD:	Gary Cismesia at Florida, 2005
Blocked a PAT kick:	at Wake Forest, 2011 (Jacobbi McDaniel)
Scored on a blocked PAT:	vs. Virginia Tech, 2010 (Nigel Bradham)
Missed a kicking PAT:	vs. Savannah State, 2012
Had a kicking PAT blocked:	vs. Florida, 2008 (Graham Gano)
Had a punt blocked:	at NC State, 2012 (Cason Beatty)
Recovered an on-side kick:	at Wake Forest, 2009
Kicked 3 field goals or more:	at Florida, 2013 (Roberto Aguayo, 3)

MISCELLANEOUS

Had 30 or more first downs:	vs. Duke, 2013 (31)
Had 20-29 first downs:	at Florida, 2013 (20)
Had FEWER than 10 first downs:	at Florida, 2011 (7)
Had 20 or more penalties:	vs. Duke, 1997 (20)
Had 15-19 penalties:	at North Carolina, 2009 (16)
Had 10-14 penalties:	at Clemson, 2013 (12)
Had 150 or more yards in penalties:	vs. West Virginia, 2005 (174)
Had 100-149 yards in penalties:	at Clemson, 2013 (104)
Had less than 25 yards in penalties:	vs. Syracuse, 2013 (10)
Had ZERO penalties:	vs. Virginia Tech, 2010
Had 35 minutes or more possession time:	vs. Miami, 2013 (38:33)
Was involved in a tie game:	vs. Florida, 1994 (31-31)
Was involved in an overtime game:	vs. Penn State, 2006
Scoring Drive of 20 or more plays:	vs. Notre Dame, 2002 (20)
Scoring Drive of 15 or more plays:	vs. ULM, 2010 (17)
Scoring Drive of 99 yards:	vs. Boston College, 2012 (6-99, TD)

The Last Time A Florida State Player...

RUSHING

Rushed 35 or more times:	Never
Rushed 30-34 times:	Greg Jones at Miami, 2002 (31)
Rushed 25-29 times:	Chris Thompson at NC State, 2012 (25)
Rushed 20-24 times:	Devonta Freeman vs. Miami, 2013 (23)
Rushed for 300 or more yards:	Greg Allen vs. Western Carolina, 1981 (322)
Rushed for 200-299 yards:	Sammie Smith vs. Tulane, 1988 (212)
Rushed for 175-199 yards:	Chris Thompson vs. Wake Forest, 2012 (197)
Rushed for 150-174 yards:	Chris Thompson at Miami, 2010 (14-158)
Rushed for 125-149 yards:	Devonta Freeman vs. Idaho, 2013 (11-129)
Rushed for 100-124 yards:	Karlos Williams vs. Idaho, 2013 (10-114)
QB rushed for 100 or more yards:	EJ Manuel vs. Clemson, 2012 (12-102)
QB rushed for 60-99 yards:	Jameis Winston at Boston College, 2013 (67)
QB rushed for a TD of 50+ yards:	D'Vontrey Richardson vs. UTC, 2008 (55)
Four Rushing TDs:	Antone Smith at Miami, 2008
Three Rushing TDs:	Lonnie Pryor vs. Murray State, 2012
Two Rushing TDs:	Karlos Williams vs. Idaho, 2013
Two Players Rush For Two TDs:	James Wilder Jr. & Devonta Freeman
	vs. Miami, 2013
Had a run of 80 yards or more:	Chris Thompson vs. Wake Forest, 2012 (80)
Had a run of 60-79 yards:	Devonta Freeman vs. Idaho, 2013 (60)
Had a run of 50-59 yards:	Karlos Williams vs. Syracuse, 2013 (56)
Had a run of 40-49 yards:	Karlos Williams vs. Idaho, 2013 (45)
Rushed for TD on first career carry:	Karlos Williams vs. Nevada, 2013

PASSING

Passed for 400 or more yards:	Jameis Winston at Clemson, 2013 (444)
Passed for 300-399 yards:	Jameis Winston vs. Duke, 2013 (330)
Passed for 200-299 yards:	Jameis Winston vs. Idaho, 2013 (225)
Attempted 45 or more passes:	Drew Weatherford vs. Kentucky, 2007 (48)
Attempted 35-44 passes:	EJ Manuel at Virginia Tech, 2012 (42)
Completed 40 or more passes:	Drew Weatherford vs. Penn St., 2006 (43)
Completed 30-39 passes:	EJ Manuel vs. Virginia Tech, 2010 (31)
Threw five TD passes:	Jameis Winston vs. Maryland, 2013
Threw four TD passes:	Jameis Winston vs. Idaho, 2013
Threw six interceptions:	Chris Wienke at NC State, 1998
Threw four interceptions:	Chris Rix vs. Miami, 2001
Threw three interceptions:	EJ Manuel vs. Florida, 2012
Completed a pass of 80 yards or more:	Winston to O'Leary at Clemson, 2013 (94)
Completed a pass of 70-79 yards:	Winston to Greene at Clemson, 2013 (72)
Completed pass of 50-69 yards:	Winston to Benjamin vs. Duke, 2013 (54)
Passed for 4 TDs in a half:	Jameis Winston vs. Maryland, 2nd half, 2013
Passed for 3 TDs in a half:	Jameis Winston vs. Idaho, 1st half, 2013
Completed a pass to 10 receivers:	EJ Manuel vs. Wake Forest, 2011
QB completed first career pass for TD:	Clint Trickett vs. ULM, 2011
QB completed 3 passes of 50 yds in Q1:	EJ Manuel at Duke, 2011 (1st Q1)

FLORIDA STATE FOOTBALL

THE LAST TIME IT HAPPENED ...

RECEIVING

Caught 15 or more passes: Ron Sellers vs. South Carolina, 1968 (16)
 Caught 10-14 passes: Rashad Greene at Wake Forest, 2011 (12)
 Had 200 or more rec. yards: Kelvin Benjamin at Florida, 2013 (212)
 Had 175-199 yards receiving: Rod Owens at North Carolina, 2009 (199)
 Had 150-174 yards receiving: Nick O'Leary at Clemson, 2013 (161)
 Had 100-149 yards receiving: Kelvin Benjamin vs. Duke, 2013 (119)
 Had two players with 100-149 yards receiving:
 Kenny Shaw vs. Boston College, 2012 (125)
 Rodney Smith vs. Boston College, 2012 (108)
 Caught three TDs: Kelvin Benjamin at Florida, 2013
 Caught two TDs: Kelvin Benjamin vs. Duke, 2013
 Caught a 2 pt. conversion: Nick O'Leary (from EJ Manuel) at Virginia Tech, 2012

TOTAL OFFENSE

Had 500 or more yards: Chris Weinke vs. Clemson, 2000 (509)
 Had 400-499 yards: Jameis Winston at Clemson, 2013 (446)
 QB had 100 yards both passing and rushing: EJ Manuel vs. Clemson, 2012 (380 passing, 102 rushing)

ALL-PURPOSE YARDS

Had 200 or more yards: Kelvin Benjamin at Florida, 2013 (212)

SCORING

Accounted for five TDs: Jameis Winston vs. Maryland, 2013 (5 pass)
 Accounted for four TDs: Jameis Winston vs. Duke, 2013 (3 pass, 1 rush)
 Accounted for three TDs: Kelvin Benjamin at Florida, 2013 (3 rec)
 Scored four or more TDs: Antone Smith at Miami, 2008 (4 rush)
 Scored three TDs: Kelvin Benjamin at Florida, 2013 (3 rec)
 Scored two TDs: Kelvin Benjamin vs. Duke, 2013 (2 rec)
 Two players scored two TDs: vs. Idaho, 2013
 Karlos Williams (2 rush) and Kelvin Benjamin (2 rec)
 Three players scored two TDs: vs. Idaho, 2013
 Kenny Shaw (2 rec), Karlos Williams (2 rush) and Kelvin Benjamin (2 rec)

DEFENSE

Intercepted three or more passes: Mario Edwards at Wake Forest, 1998 (4)
 Intercepted two passes: Nate Andrews at Wake Forest, 2013
 Five consecutive games with an interception: Terrell Buckley (11/2/91-1/1/92)
 Patrick Robinson (10/6/07-11/3/07)
 Recovered two fumbles: Xavier Rhodes vs. Florida, 2010
 Recovered three or more fumbles: Ron Wallace vs. Wichita St., 1969 (3)
 Recorded five or more sacks: Daryl Bush vs. N. Carolina, 1997 (5)
 Recorded four sacks: Bjorn Werner vs. Murray State, 2012
 Recorded three sacks: Bjorn Werner vs. Florida (3.5), 2012
 Recorded three sacks in three games in a season: Everette Brown vs. Virginia Tech, vs. Clemson, and at Maryland, 2008
 Recorded two sacks: Timmy Jernigan vs. Idaho, 2013 (2.5)
 Recorded 15 or more tackles: Kendall Smith at NC State, 2010 (15)
 Recorded 10-14 tackles: Timmy Jernigan vs. Duke, 2013 (10)
 Forced two or more fumbles: Lamarcus Joyner at Clemson, 2013 (2)
 Returned a fumble for a TD: Chris Casher vs. Syracuse, 2013 (31 yds)
 Two Players Returned a fumble for a TD in a game: Derek Nicholson and Dekoda Watson vs. Wisconsin, 2008
 Returned an INT for a TD: E.J. Levenberry vs. Idaho, 2013 (78 yds)
 DT Returned an INT for a TD: Markus White vs. Miami, 2009 (31 yds)
 Recorded four or more pbuss: Greg Reid vs. South Carolina, 2010 (4)
 Recorded 5 TFL in a game: Bjorn Werner vs. Murray State, 2012
 Recorded 4 TFL in a game: Timmy Jernigan vs. Idaho, 2013 (4.5)
 Recorded 3 TFL in a game: Bjorn Werner vs. Florida, 2011 (3.5)

SPECIAL TEAMS

Scored 13 or more points kicking: Roberto Aguayo at Florida, 2013 (13)
 Kicked five FGs: Gary Cismesia vs. Miami, 2007
 Kicked four FGs: Dustin Hopkins vs. South Carolina, 2010
 Kicked three FGs: Roberto Aguayo at Florida, 2013
 Kicked two FGs of 50 or more yds: Dustin Hopkins vs. Florida, 2012 (50, 53)
 Kicked one FG of 50-59 yards: Roberto Aguayo vs. Syracuse, 2013 (53)
 Kicked a 60 yard field goal: Gary Cismesia at Florida, 2007 (60)
 Had a 50+ yard FG in five straight games: Graham Gano, 2008
 Kicked 18 consecutive FG: Graham Gano, 2008 (18)
 Kicked 17 consecutive FG: Dustin Hopkins, 2010-11 (17)
 Kicked game-winning FG as time expired: Dustin Hopkins vs. Clemson, 2010 (55)
 Had a punt of 70 or more yards: Sean Liss at Miami, 1996 (76)
 Had a punt of 60-69 yards: Shawn Powell vs. Miami, 2011 (66)
 Had two punts of 60 or more yards: Shawn Powell vs. Miami, 2011 (66, 63)
 Had three punts over 50 yards: Shawn Powell vs. Notre Dame, 2011
 Had four punts over 50 yards: Shawn Powell vs. Virginia, 2011
 Punted nine or more times: Graham Gano at Clemson, 2007 (9)
 Had 3 punts downed inside the opponent's five: Graham Gano vs. Wisconsin, 2008
 Had a net punting average of 50 or better: Cason Beatty vs. Nevada, 2013 (1-53)
 Totaled 175 or more kick return yards: Lamarcus Joyner vs. Clemson, 2012 (5-185)
 Totaled 100-174 kick return yards: Lamarcus Joyner vs. Virginia Tech, 2010 (112)
 Totaled 100 or more punt return yards: Tyler Hunter vs. Duke, 2012 (5-122)
 Blocked a punt: Chris Thompson vs. Samford, 2010
 Blocked two punts: Dexter Jackson vs. North Carolina, 1996
 Blocked three punts: Never
 Blocked a field goal: Nigel Bradham vs. Clemson, 2010
 Blocked a field goal and ret. for TD: Tony Carter vs. Clemson, 2006 (69 yards)
 Blocked a PAT kick: Jacobbi McDaniel at Wake Forest, 2011
 Returned a blocked PAT for 2 points: Nigel Bradham vs. Virginia Tech, 2010
 Returned a kickoff for TD: Kermit Whitfield at Wake Forest, 2013 (97)
 Returned a punt for a TD: Tyler Hunter vs. Duke, 2012 (75)
 Returned two punts for a TD in a season: Rashad Greene, 2012 (2)
 Returned a punt for first score of game: Rashad Greene vs. Murray State, 2012 (47 yds)
 Returned a punt for first score of season: Rashad Greene vs. Murray State, 2012
 Blocked a punt for a safety: Dekoda Watson vs. Colorado, 2008

The Last Time An Opposing Player...

RUSHING

Rushed 40 or more times: not since 1985
 Rushed 30-39 times: Tiki Barber, Virginia, 1995 (31)
 Rushed 25-29 times: Andre Williams, Boston College, 2013 (28)
 Rushed for 300 yards or more: Sam Dejarrette, So. Miss., 1982 (304)
 Rushed for 200-299 yards: Sam Dejarrette, So. Miss., 1982 (304)
 Rushed for 150-199 yards: Shadrach Thornton, 2013 (173)
 Rushed for 100-149 yards: Andre Williams, Boston College, 2013 (149)
 Rushed for three TDs: Russell Wilson, NC State, 2010
 Rushed for two TDs: Shadrach Thornton, NC State, 2013
 Had a run of 80 or more yards: Josh Adams, Wake Forest, 2007 (83)
 Had a run of 70-79 yards: Shadrach Thornton, NC State, 2013 (72)
 Had a run of 60-69 yards: Jeff Demps, Florida, 2009 (62)
 Had a run of 50-59 yards: Trey Burton, Florida, 2013 (50)

PASSING

Passed for 500 or more yards: Jeff Van Raaphorst, Ariz. St., 1984 (532)
 Passed for 400-499 yards: T.J. Yates, North Carolina, 2010 (439)
 Passed for 300-399 yards: Tajh Boyd, Clemson, 2011 (344)
 Passed for 200-299 yards: Taylor Davis, Idaho, 2013 (220)
 Attempted 60 or more passes: Scott Milanovich, Maryland, 1995 (62)
 Attempted 50-59 passes: Mike Glennon, NC State, 2012 (55)
 Attempted 40-49 passes: Anthony Boone, Duke, 2013 (40)
 Completed 30-39 passes: Mike Glennon, NC State, 2012 (30)
 Completed 20-29 passes: Anthony Boone, Duke, 2013 (20)
 Threw five TD passes: Russell Wilson, NC State, 2009
 Threw four TD passes: Chase Rettig, Boston College, 2013
 Threw three TD passes: Tajh Boyd, Clemson, 2012
 Completed a pass of 75 or more yards: Marc Verica to Kris Burd, Virginia, 2010 (76)
 Completed a pass of 50 or more yards: Taylor Davis to Dezmon Epps, Idaho, 2013 (68)

RECEIVING

Caught 15 or more passes: Alvin Pearman, Virginia, 2003 (16)
 Caught 10-14 passes: Ryan Broyles, Oklahoma, 2010 (12)
 Caught 7-9 passes: Jamison Crowder, Duke, 2013 (8)
 Had 200 or more yards receiving: Dwight Jones, North Carolina, 2010 (233)
 Had 150-199 yards receiving: Quintin McCree, Maryland, 2011 (177)
 Had 100-149 yards receiving: Dexmon Epps, Idaho, 2013 (126)
 Caught five TD passes: Torry Holt, NC State, 1997
 Caught three TD passes: Jarvis Williams, NC State, 2009
 Caught two TD passes: Allen Hurns, Miami, 2013

SCORING

Scored five TDs: Torry Holt, NC State, 1997 (5 receiving)
 Scored three TDs: Russell Wilson, NC State, 2010 (3 rush)
 Scored two TDs: Allen Hurns, Miami, 2013 (2 receiving)

DEFENSE

Intercepted three passes: Brian Wilkins, Georgia Tech, 1996
 Intercepted two passes: Breon Borders, Duke, 2012
 Recorded three sacks: Kenny Tate, Maryland, 2013
 Recorded two sacks: Kasim Edebbali, Boston College, 2013
 Recorded 15 or more tackles: Luke Kuechly, Boston College, 2011 (20)

SPECIAL TEAMS

Scored 10 or more points kicking: Nate Freese, Boston College, 2013 (10)
 Kicked four field goals: Nate Freese, Boston College, 2010
 Kicked a 50-yard field goal: Chandler Cantazaro, Clemson, 2012 (50)
 Kicked a 60-yard punt: Austin Rehkov, Idaho, 2013 (64)
 Kickoff Return of 50 yards or more: Myles Willis, Boston College, 2013 (71)
 Punt Return of 50 yards or more: Marcus Roberson, Florida, 2012 (50)
 Missed three field goals: Sam Swank, Wake Forest, 2008

The Last Time An Opposing Team...

RUSHING

Had 400 or more yards rushing: Georgia Tech, 2009 (401)
 Had 300-399 yards rushing: Florida, 2009 (311)
 Had 200-299 yards rushing: Boston College, 2013 (200)
 Had 26-100 yards rushing: Duke, 2013 (99)
 Had 11-25 yards rushing: Savannah State, 2012 (19)
 Had 1-10 yards rushing: Duke, 2007 (9)
 Had FEWER than 0 yards rushing: Colorado, 2007 (-27)
 Had 50 or more rushing attempts: Syracuse, 2013 (50)
 Had six rushing TDs: Georgia Tech, 2009
 Had five rushing TDs: Auburn, 1985
 Had four rushing TDs: Georgia Tech, 2008
 Had a player with 100 yards rushing in a game: NC State, 2013
 Had two players with 100 yards rushing in a game: Georgia Tech, 2009

PASSING

Had 400 or more yards passing: North Carolina, 2010 (439)
 Had 300-399 yards passing: Clemson, 2011 (344)
 Had 200-299 yards passing: Idaho, 2013 (286)
 Had 100-199 yards passing: Duke, 2013 (140)
 Had 50-99 yards passing: Wake Forest, 2013 (63)
 Had FEWER than 50 yards passing: Savannah State, 2012 (9)
 Had 60 or more pass attempts: Maryland, 1995 (62)
 Had 50-59 pass attempts: NC State, 2012 (55)
 Completed 30 or more passes: NC State, 2012 (30)
 Had five passing TDs: NC State, 2009
 Had four passing TDs: Boston College, 2013
 Had three passing TDs: Clemson, 2011

RECEIVING

Had one player with 200 yds receiving: North Carolina, 2010 (233)
 Had one player with 100 yds receiving in a game: Idaho, 2013 (126)
 Had 11 or more players catch at pass: Virginia, 2010 (11)
 Had 10 players catch a pass: Duke, 2011
 Had nine players catch a pass: Idaho, 2013

TOTAL OFFENSE

Had 600 or more yards total offense: Arizona State, 1984 (651)
 Had 500-599 yards total offense: Florida, 2009 (545)
 Had 400-499 yards total offense: Clemson, 2011 (443)
 Had 300-399 yards total offense: Idaho, 2013 (345)
 Had 201-299 yards total offense: Duke, 2013 (239)
 Had 125-200 yards total offense: Florida, 2013 (193)
 Had FEWER than 125 yards total offense: Savannah State, 2012 (28)
 Had 80 or more plays: Idaho, 2013 (80)
 Had 70-79 plays: Duke, 2013 (73)

SCORING

Scored 60 or more points: Never
 Scored 50-59 points: Florida ('97 Sugar), 1996 (52)
 Scored 40-49 points: Virginia Tech, 2010 (44)
 Scored 30-39 points: Boston College, 2013 (34)
 Scored a two-point conversion: Clemson, 2009 (run)

TURNOVERS

Had five fumbles: Kentucky, 2007 (5)
 Had three fumbles LOST: Florida, 2010
 Had three or more passes intercepted: Wake Forest, 2013 (6)
 Did not commit a turnover: Nevada, 2013
 Intercepted seven passes: South Carolina, 1984
 Intercepted six passes: NC State, 1998
 Intercepted five passes: Wake Forest, 2008
 Intercepted four passes: Wake Forest, 2011
 Intercepted three passes: Florida, 2012
 Returned an INT for a TD: Virginia Tech, 2010 (Gouveia-Winslow, 24 yards)
 Returned a fumble for a TD: Notre Dame, 2011 (Motta, 29 yards)

DEFENSE

Held FSU to 10 or fewer first downs: Florida, 2011 (7)
 Scored a safety: Virginia Tech, 2012
 Held FSU to less than zero yards rushing: Virginia Tech, 2012 (-15)
 Held FSU to 0-25 yards rushing: USF, 2009 (19)
 Held FSU to 26-50 yards rushing: Notre Dame, 2011 (41)
 Held FSU to 201-300 yards passing: Wake Forest, 2013 (207)
 Held FSU to 101-200 yards passing: Georgia Tech, 2012 (134)
 Held FSU to 100 or fewer yards passing: Florida, 2011 (65)
 Held FSU to 100 or fewer yards total offense: Florida, 2011 (95)
 Held FSU to 101-300 yards total offense: Wake Forest, 2013 (296)
 Had five or more sacks: Virginia Tech, 2012 (5)

SPECIAL TEAMS


Returned a punt for a TD: Ronnie Hamilton, Duke, 2001 (63 yds)
 Returned a blocked punt for a TD: Markese Fitzgerald, Miami, 2001 (5 yds)
 Returned a kickoff for a TD: Justin Miller, Clemson, 2004 (86 yds)
 Punted 10 or more times: Maryland, 2013 (11)
 Punted 9 times: Duke, 2013
 Punted Once: Florida, 2009
 Did not punt: Georgia Tech, 2009
 Missed a kicking PAT: Bethune-Cookman, 2013
 Recovered an on-sides kick: NC State, 2013
 Attempted an on-sides kick: Idaho, 2013
 Blocked a PAT: North Carolina, 2003
 Blocked a Field Goal: Florida, 2005
 Returned a blocked FG for a TD: Reggie Lewis, Florida, 2005 (52 yards)
 Blocked a Punt: NC State, 2012

MISCELLANEOUS

Had 30 or more first downs: Florida, 1990 (31)
 Had 20-29 first downs: Idaho, 2013 (22)
 Had fewer than 10 first downs: Florida, 2013 (8)
 Had 10 or more penalties: Wake Forest, 2013 (10)
 Had 100 or more yards in penalties: Wake Forest, 2013 (100)
 Had 35 minutes or more of possession time: Syracuse, 2013 (41:42)
 Had one 100-yard rusher and one 100-yard receiver: Wake Forest, 2011
 Had fewer than 20 yards in the first quarter: Maryland, 2012 (18)
 Had fewer than 20 yards in any quarter: Wake Forest (12), 3rd, 2013
 Had no first downs in the first quarter: Savannah State, 2012
 Had no first downs in any quarter: Wake Forest, 3rd, 2013
 Had no first downs in a half: Charleston Southern, 1st, 2011

TWO THOUSAND THIRTEEN

FLORIDA STATE FOOTBALL



Rose Bowl

COACH BIOS

PLAYER BIOS

SINGLE-GAME, SEASON &

CAREER RECORDS



In just four years Florida State head coach Jimbo Fisher has restored the Seminoles back to the top of the college football world by winning back-to-back Atlantic Coast Conference Championships, compiling 44 wins and sending Florida State to four consecutive bowl games, including two straight BCS berths.



Fisher came to Florida State as offensive coordinator in 2007 and was promoted to head coach in 2010. He quickly found success at the helm of the Seminoles, winning 10 games in two of his first three years and capturing a perfect 3-0 bowl record, featuring a 31-10 victory over Northern Illinois in the 2012 Orange Bowl.

In 2013, Fisher has led the Seminoles to an historic season. Florida State enters the VIZIO BCS National Championship Game leading the nation in scoring defense (10.7 points per game) and ranks second in scoring offense (53.0 ppg). FSU's margin of victory (42.3) is the largest since 1944. The Noles have won 13 games for the first time in school history and head into the bowl season ranked No. 1 and the only undefeated team in the nation.

Fisher was named AFCA Regional Coach of the Year for Region 1 in 2013 and is also a finalist for the Eddie Robinson Coach of the Year and the Bobby Bowden Coach of the Year awards.

Known for his success in developing quarterbacks, Fisher has tutored two first-round NFL draft picks at the position at FSU – current Minnesota Viking Christian Ponder (12th overall pick, 2011) and current Buffalo Bill EJ Manuel (16th overall, 2013) – and has guided Seminoles signal caller Jameis Winston to one of the greatest seasons by a collegiate quarterback in 2013. Winston's awards in 2013 include the Heisman Trophy, Davey O'Brien Award and consensus All-America honors. He became the first freshman to win ACC Player of the Year honors and set the conference record for single-season touchdown passes.

Florida State had 11 players capture All-ACC First Team honors – six on offense and five on defense or special teams – this season. The Seminoles also had six players capture All-America First or Second Team accolades – Winston, senior cornerback Lamarcus Joyner, senior center Bryan Stork, junior tackle Cameron Erving, freshman kicker Roberto Aguayo and junior defensive tackle Timmy Jernigan.

Overall, Fisher has seen 18 Seminoles get drafted into the NFL in his first three seasons, and his 44 victories are the most ever by an ACC coach in their first four seasons.



HEAD COACH JIMBO FISHER



A native of Clarksburg, W.Va., Fisher graduated from Salem College (W.Va.) in 1989. Throughout his 26-year collegiate coaching career, Fisher was an offensive coordinator or quarterbacks coach at Samford, Auburn and LSU before coming to the Seminoles.

He and his wife Candi have two sons, Trey and Ethan.

The Fisher File

Coaching Experience: 26th Season, 7th at Florida State (4th as Head Coach)
Hometown: Clarksburg, W.Va.
College: Salem (W.Va.) '89
Family: wife, Candi; sons Trey (12) and Ethan (8).

COACHING LEDGER

Year	School	Position	W-L-T	Postseason
1988	Samford	SA/QB	5-6	
1989	Samford	SA/QB	4-7	
1990	Samford	GA/QB	6-4-1	
1991	Samford	OC/QB	12-2	NCAA I-AA
1992	Samford	OC/QB	9-3	NCAA I-AA
1993	Auburn	QB	11-0	
1994	Auburn	QB	9-1-1	
1995	Auburn	QB	8-4	Outback
1996	Auburn	QB	8-4	Independence
1997	Auburn	QB	10-3	Peach
1998	Auburn	QB	3-8	
1999	Cincinnati	OC/QB	3-8	
2000	LSU	OC/QB	8-4	Peach
2001	LSU	OC/QB	10-3	Sugar
2002	LSU	OC/QB	8-5	Cotton
2003	LSU	OC/QB	13-1	Sugar
2004	LSU	OC/QB	9-3	Capital One
2005	LSU	OC/QB	11-2	Peach
2006	LSU	OC/QB	11-2	Sugar
2007	Florida State	OC/QB	7-6	Music City
2008	Florida State	OC/QB	9-4	Champs Sports
2009	Florida State	OC/QB	7-6	Gator
2010	Florida State	HC	10-4	Chick-fil-A
2011	Florida State	HC	9-4	Champs Sports
2012*	Florida State	HC	12-2	Orange Bowl
2013*	Florida State	HC	13-0	BCS Champ
Total	22 yrs	Asst	181-86-2	
	4 yrs	HC	44-10	

*ACC Champions

Bold – BCS National Championship winner



Head Coach Jimbo Fisher A CLOSER LOOK



- Jimbo Fisher and his wife, Candi, announced on Aug. 5, 2011 the creation of a new national fund to fuel the quest for a cure for Fanconi anemia, a very rare life-threatening disorder that afflicts their 8-year-old son, Ethan, and many others.
- Money raised through a campaign called "I Fight Fanconi" will support research into Fanconi anemia at the University of Minnesota, one of the leading universities pioneering better ways to treat the disorder, in advance of finding a cure. The campaign will raise research dollars for the Kidz1stFund, established by the Fishers, through the sale of t-shirts, wristbands and other products and through online donations. Less than seven months after creating the fund, Coach Fisher and his wife Candi along with their sons, presented the University of Minnesota's Amplatz Children's Hospital with a check for \$500,000 for Fanconi anemia research during the first half of a University of Minnesota men's basketball game on Mar. 3, 2012. The \$500,000 doubled the University's current research budget for Fanconi anemia.
- This type of hereditary anemia, primarily a blood disease, can affect all systems in the body and leads to bone marrow failure. For decades, the disorder was thought to be untreatable, but promising advances in medical research have improved the prognosis. To extend their lives, most children suffering from Fanconi anemia will require a stem cell transplant, either bone marrow or cord blood, yet many wait years to find a donor who is a perfect match – or never find one.
- Kidz1stFund's ultimate goal is not a dollar figure. It is a cure, so that Ethan and other kids with Fanconi anemia may lead full, happy lives. Together we can fight FA for the thousands affected by this disease. Through your gift to Kidz1stFund, we can all say "I FIGHT FANCONI."
- The Fishers also are making a widespread appeal for people to join the National Marrow Donor Registry to determine if they are a match for any of the thousands of people whose lives depend on a bone marrow transplant. For more information visit: www.Kidz1stFund.com.

- Now in his fourth season, FSU head coach Jimbo Fisher (44-10) has compiled a .815 winning percentage which is the highest of any coach in ACC history. Fisher moved past former FSU coach Bobby Bowden (.764) with the win over Nevada on Sept. 14.
- Semifinalist (one of 16) for the Maxwell Football Club Coach of the Year Award and a candidate for the Liberty Mutual Coach of the Year Award.
- Fisher's 44 wins ranks him first among ACC coaches for career wins in their first four years. He passed former Maryland head coach Ralph Friedgen (2001-2004), who had 36.
- Led the Seminoles to their third ACC Atlantic Division title in four years and second consecutive ACC Championship with a 45-7 victory on Dec. 7 over #20 Duke in Charlotte, N.C. The win secured FSU its record-tying 14th ACC title in only 22 years in the conference.
- Oversaw the development of 2013 Heisman Trophy winner Jameis Winston. Winston became the youngest Heisman winner in the 79-year history of the award. Winston also was named the Davey O'Brien Award winner, the ACC Player of the Year, amongst a slew of other national recognitions.
- Called the plays for the 2013 Florida State offense that broke nearly every school and ACC record during the season, including total offense (6,313 yards); touchdown passes (41); points scored (689); and total touchdowns (90).
- Led Florida State to its eighth undefeated ACC regular season (8-0) in 2013 and first since 2000.
- Has led the Seminoles to three 10-win seasons in four years.
- Led FSU to its first AP No. 1 ranking since Oct. 7, 2000, and its first BCS No. 1 ranking since Dec. 5, 1999.
- Led FSU to its first Bowl Championship Series win since 1999 with a 31-10 victory over Northern Illinois in the Discover Orange Bowl on Jan. 1, 2013 in Miami Gardens, Fla. FSU finished in the top 10 of the USA

Today Coaches Poll (No. 8) for the first time since 2003 and Associated Press (No. 10) Poll for the first time since 2000.

- Led FSU to its first Atlantic Coast Conference championship since 2005 with a 21-15 title game victory over Georgia Tech on Dec. 1, 2012 in Charlotte, N.C.
- Led FSU to its 32nd consecutive bowl appearance - the longest active streak in the nation and second all-time to Nebraska's 35 - and extended its streak of five consecutive bowl victories, which also is the longest active streak in the nation.
- Highlighted by the first back-to-back sweeps of Miami and Florida since 1998 and 1999, he led the Seminoles to five consecutive wins over their in-state rivals, matching the longest such streak in school history (1977-79). Overall, Fisher is 9-1 against in-state opponents.
- In his first four seasons, the Seminoles have recorded six shutout victories, including one in 2013. Only two Seminole coaches have recorded more shutout wins in their first four seasons at the helm - Don Veller with 11 shutout wins from 1948 through 1951 and Bill Peterson with nine between 1960 and 1963.
- In 2013, Fisher guided the Seminoles to a 7-0 home record, the teams first undefeated home record since going 6-0 in 2000. Through Fisher's first four seasons, the Noles are 24-4 at Doak Campbell Stadium.
- Won the most games (10) by a first-year coach in Florida State history and tied for the second most by a rookie coach in ACC history.
- Put together back-to-back top five recruiting classes with the 2011 class ranking either first or second nationally by ESPN.com, Scout.com and Rivals.com, and the 2012 class ranking No. 2 by ESPN.com.
- Before joining Florida State, Fisher was the offensive coordinator at LSU, where he helped lead the team to the 2003 BCS National Championship. He also was the quarterback coach at Auburn for six seasons from 1993-1998, including a perfect 11-0 record in 1993 under former Auburn head coach Terry Bowden.

ASSISTANT COACHES



JEREMY PRUITT

JEREMY PRUITT
DEFENSIVE COORDINATOR/DB'S

- Jeremy Pruitt was tabbed the new defensive coordinator for the Seminoles in December of 2012 by head coach Jimbo Fisher. Pruitt became just the third defensive coordinator in the last 28 years.
- Pruitt wasted no time in turning Florida State into one of the best defenses in the country. Led by senior cornerback and unanimous All-American Lamarcus Joyner, the Florida State defense led the nation in scoring defense (10.7) and interceptions (25) by 16 different players – only 25 other schools in the country have at least 16 interceptions on the season. Seven defensive players were named to All-ACC teams, including AP and FWAA second team All-American junior defensive tackle Timmy Jernigan. As defensive backs coach, Pruitt's defense has shut down opponent's passing games by allowing only 152.0 yards through the air per game to lead the country.
- Pruitt spent the past six seasons on staff at Alabama, the final three years as the defensive backs coach. Pruitt helped the Crimson Tide rank No. 7 in pass defense yielding just 173.64 yards per game while also leading the nation in total defense (250.00 ypg), rushing defense (76.36 ypg) and scoring defense (10.93 ppg) in 2012.
- Pruitt joined the Alabama staff as Director of Player Development in 2007 after a successful stint as an assistant coach at Hoover (Ala.) High School. He tutored a defense that helped the Bucs reach the Class 6A state championship in 2004, 2005 and 2006, winning titles in 2004 and 2005.



RICK TRICKETT

RICK TRICKETT
ASST. HEAD COACH/OL

- One of the top and most respected offensive line coaches in all of college football, Rick Trickett is in his seventh season at Florida State and his 41st overall. He is nationally recognized for his ability to identify, recruit and develop talent, which has paid dividends throughout his tenure with the Seminoles.
- Trickett's offensive line helped lead Florida State to its most prolific offensive season in program history. With still one game to go in the 2013 season, the Seminoles have already set program records for scoring (689 points), rushing touchdowns (41), passing touchdowns (40) and total offense (6,882 yards).
- Led by senior center and Rimington Trophy winner Bryan Stork, all five starting offensive linemen were named to the All-ACC squads with Stork, redshirt junior left tackle Cameron Erving and junior right guard Tre' Jackson on the First Team, junior left guard Josue Matias on Third Team and honorable mention honors for junior right tackle Bobby Hart. Erving was also awarded the ACC's Jacobs Blocking Trophy.
- Trickett's offensive line helped protect redshirt freshman and consensus All-American Jameis Winston on his way to winning the 2013 Heisman Trophy.
- Trickett has coached nine All-American offensive linemen in his storied career at some of the nation's top schools, including Stork (FWAA-1st team, AP-1st team and Walter Camp-2nd team) and Erving (Sporting News-1st team, AP-2nd team and Walter Camp-2nd team) in 2013.



TIM BREWSTER



JAY GRAHAM

TIM BREWSTER
RECRUITING COORDINATOR/TE'S

- Tim Brewster joined the Florida State coaching staff in February of 2013 and serves as the tight ends coach and recruiting coordinator. Brewster coached wide receivers in 2012 at Mississippi State, helping the Bulldogs break several records. Brewster was the head coach of the Minnesota Golden Gophers from 2007-2010 before spending the 2011 season as a college football analyst for Fox Sports.
- As the tight ends coach, Brewster has helped junior Nick O'Leary become one of the prime targets for 2013 Heisman Trophy winner Jameis Winston. O'Leary has set single-season highs in receptions (33), receiving yards (557) and touchdown receptions (7). He has the most career touchdowns by a tight end in FSU history (11) and ranks second all-time at the position with 66 receptions and 973 yards.
- O'Leary also factored in two of Winston's most impressive passes on the season as he grabbed a touchdown in the corner of the endzone after Winston fought off multiple sack attempts against Maryland and had the longest catch of the season for FSU on a 94-yard catch and run at then-No. 3 Clemson. He was also named to the All-ACC second team as well as being named a Third Team All-American by CBSsports.com and Lindy's. Redshirt sophomore tight end Giorgio Newberry also helped immensely in the Florida State offensive attack, primarily as a blocker.
- A former two-time All-Big Ten Conference selection at the University of Illinois, Brewster led the nation's tight ends in receiving in 1983 and captained Illinois to the 1984 Rose Bowl against UCLA.



ODELL HAGGINS

ODELL HAGGINS
DEFENSIVE TACKLES

- Odell Haggins is the longest-tenured member of the Florida State coaching staff and is in his 20th season at the school where he starred on the defensive line from 1986-89. He began his career as a tight end/offensive line coach in 1994 with the Seminoles and took over the interior defensive line duties in 1996, where he has remained a fixture.
- In 2013, Florida State's defensive front has been anchored by Haggins' interior lineman. Led by second team All-American and first team All-ACC junior defensive tackle Timmy Jernigan, the Seminoles have done an amazing job of shutting down opposing offenses. Jernigan has a team-high 10.5 tackles for loss and is second on the team with 4.5 sacks to go along with 54 tackles. Overall, Florida State leads the country in scoring defense, allowing only 10.7 points per contest while having the nation's third-best team in terms of total defense, surrendering just 268.5 yards per game.
- Redshirt senior defensive tackle Jacobbi McDaniel has had a great final campaign by recording 28 tackles and 2.0 TFL as well as intercepting the second pass of his career against Idaho. Junior DT Desmond Hollin has added 16 tackles with 3.0 TFL and 2.0 sacks in a reserve role.
- Haggins has repeatedly turned out top-flight talent. Since the 2000 season he has coached nine defensive tackles that have been selected in the NFL Draft. The litany of standouts that Haggins has coached includes four first round draft picks.

LAWRENCE DAWSEY
PASSING GAME COORD./WR'S

- Lawrence Dawsey is in his seventh season on the Florida State staff and his fourth season as the Seminoles' passing game coordinator and receivers coach.
- It has been an amazing year for the Florida State passing attack in 2013. There has not been a Seminole receiver with 1,000 receiving yards in a season since 2002, but junior Rashad Greene (981 yards), redshirt sophomore Kelvin Benjamin (957 yards) and senior Kenny Shaw (929 yards) are all on pace to break that mark in the 2014 BCS National Championship game.
- Seven different Seminoles have recorded a receiving touchdown this year, led by Benjamin with 14, which sits in second place all-time for TDs in a season behind Andre Cooper in 1995 (15).
- The awards have poured in for several players that have caught passes from 2013 Heisman Trophy winner Jameis Winston. Benjamin was named a First Team All-American by SI.com and was a member of the second team All-ACC. Greene was named to several First Team All-ACC squads while Shaw was a third team All-ACC selection.
- Dawsey was an integral part of the Seminoles football dynasty as a player. His four seasons at wide receiver coincided with the first four 10-win, top-five poll finishes by FSU. As a player, he was known for his work ethic, accountability, precision route-running, down-field blocking and the ability to rise to the occasion in big games. Those are the same qualities he is charged with imparting on the Seminoles receiver corps.

JAY GRAHAM
RUNNING BACKS

- Jay Graham was hired by head coach Jimbo Fisher in 2013 to coach the Florida State running backs. The All-SEC and NFL back has spent eight years coaching, including the last four seasons in the SEC at South Carolina and then at his alma mater, Tennessee, where he was one of the most productive rushers in the history of the Volunteers.
- Led by First-Team All-ACC junior tailback Devonta Freeman's 943 yards on the ground, the 'Noles look to have a 1,000 yard rusher for the first time since Warrick Dunn in 1996 (1,180). Florida State has rushed for 2,696 yards and a program-record 41 rushing touchdowns on the season.
- Six different players have at least 100 yards rushing and eight different Seminoles have found the end zone, led by Freeman's 13 scores. Junior running back Karlos Williams took his first ever carry 65 yards for a touchdown after switching from the safety position. Williams has 11 touchdowns on 86 carries for 705 yards – an 8.2 yards per carry average. James Wilder Jr. has also punished defenses out of the backfield with 542 yards from scrimmage and eight rushing touchdowns and was given Honorable Mention All-ACC honors.
- Graham had an outstanding playing career in the SEC where he rushed for 2,609 yards from 1993-96 and still ranks seventh on the Tennessee career rushing yards list. Following his successful career at Tennessee, Graham was a third-round pick of the Baltimore Ravens in 1997. He spent six seasons in the NFL with Baltimore, Seattle, and Green Bay.



CHARLES KELLY

CHARLES KELLY SPECIAL TEAMS/LINEBACKERS

- Charles Kelly is in his first season as the linebackers coach and special teams coordinator for Florida State after joining the Seminoles in January of 2013.
- The FSU special teams units have been instrumental in the success the 'Noles have seen in 2013. Redshirt freshman and 2013 Lou Groza winner Roberto Aguayo has already broken the FSU and ACC scoring records with 147 points, and has only missed one kick in his entire career, converting 19-of-20 FGs and 90-of-90 PATs. The first-team All-American also has been excellent in the kickoff game, with opponents' average drives starting on the 23-yard line. Punter Cason Beatty has pinned opponents inside their own 20-yard line 11 times this season on 36 punts with an average kick of 40.8 yards.
- The Seminole linebacker corps have solidified the nation's top scoring defense. Led by first team All-ACC selection Telvin Smith who has a team-high 75 tackles with 9.5 TFL and 2.0 sacks, the senior and honorable mention All-American also has two fumble recoveries and three INTs – two of which he has returned for a touchdown. Terrance Smith, Christian Jones and Reggie Northrup join Smith in the top-7 of the team in tackles and have combined for 12.5 TFLs, 4.0 sacks and two INTs. True freshman E.J. Levenberry's INT return for a touchdown against Idaho gave FSU 80 points which set a new school record.

VIC VILORIA STRENGTH & CONDITIONING

- Vic Vioria joined Florida State football coach Jimbo Fisher's staff in January 2010 from SMU - his alma mater - where he spent the previous three seasons as the head strength and conditioning coach. Now in his fourth season at FSU, the Seminoles have made noticeable physical gains across the board with back-to-back ACC Championship seasons which culminated in a 2013 Orange Bowl victory and an appearance in the 2014 BCS National Championship Game.
- Vioria was at LSU for three years where he worked under the supervision of Tom Moffitt before going to SMU. While at LSU he worked with the Tigers' nationally ranked football and baseball programs as well as the swimming and golf teams.
- A disciple of renowned weightlifting coach Gayle Hatch, Vioria endorses the "Hatch System" which develops functional and explosive strength in players through the use of free weights, plyometrics and jumping drills.



DR. ERIC J. BARRON
University President



STAN WILCOX
Director of Athletics



RANDY SANDERS

RANDY SANDERS QUARTERBACKS

- Randy Sanders is in his first season at Florida State where he serves as the quarterbacks coach. Sanders joined the Seminoles after a seven-year stint at Kentucky where he served as the Wildcats' offensive coordinator and quarterbacks coach since 2009.
- The 2013 Florida State offense that has broken program records for scoring, total offense, rushing touchdowns and passing touchdowns has been led by the play of redshirt freshman quarterback and 2013 Heisman Award winner Jameis Winston. The ACC Player of the Year and Consensus All-American has completed 67.9 percent of his passes (237-of-349) for 3,820 yards and a program record 38 passing touchdowns. Winston has also rushed for 193 yards and four scores. Winston made his mark on the Florida State program immediately as he completed 25-of-27 passes in his career debut against Pitt to set a new FSU record for completion percentage with 92.6.
- With FSU's average margin of victory of 42.3 points, backup quarterbacks Jacob Coker and Sean Maguire each got extended playing time this season. Before going down with a knee injury, redshirt sophomore Coker completed 18-of-36 passes for 250 yards and also had a 24-yard scoring run against Maryland. Maguire played in nine games, including each of the last five contests, and threw two touchdown passes on 13-of-21 passing for 116 yards.



SAL SUNSERI

SAL SUNSERI DEFENSIVE ENDS

- Sal Sunseri has a long history of success coaching in the SEC and the NFL over the course of 28 years. He has been a defensive coordinator, assistant head coach at Alabama for Nick Saban and a seven-year defensive line coach for the Carolina Panthers of the NFL. Sunseri joined Fisher's staff December 2013 and directs the defensive ends.
- The defensive ends have played a key role in FSU's defensive success in 2013. With such depth at the position, five of the seven players to see considerable playing time at defensive end had at least 2.5 TFLs and six players had at least 1.0 sacks. Credited with 13 quarterback hurries and 10.5 sacks, the defensive ends have helped FSU to lead the country in passing yards allowed – surrendering only 152.0 yards through the air per game.
- The defensive ends also found a way to help the team offensively as both sophomore and third team All-ACC selection Mario Edwards Jr. and redshirt freshman Chris Casher each recovered a fumble and returned them for touchdowns. Redshirt senior Dan Hicks also recorded the first interception of his career.
- Prior to his time at Carolina, Sunseri worked as the linebackers coach and special teams coordinator at Michigan State in 2001 after spending 2000 on Saban's LSU staff in the same capacity.

FOOTBALL STAFF/ADMINISTRATION



BOB LACIVITA
Dir. of Player Personnel



MARIO EDWARDS SR.
Dir. of Player Development



JAKE PFEIL
MS, ATC, LAT
Assoc. Dir. of Sports Medicine



DARIN KERNS
Equipment Manager



DAVID SPURLOCK
Grad. Asst. - Offense



CHRIS REVELL
Grad. Asst. - Offense



ADDISON LYNCH
Grad. Asst. - Defense



GEORGE HELOW
Grad. Asst. - Defense



MATT AYER
Asst. Dir. of Player Personnel



CRAIG CAMPANOZZI
Video Director



MONK BONASORTE
Senior Associate AD



MATT BEHNKE
Associate AD/CFO



VANESSA FUCHS
Senior Associate AD/SWA



DR. GREG BEAUMONT
Senior Associate AD



MARK ROBINSON
Director of Operations

FLORIDA STATE OFFENSE



FB - CHAD ABRAM - 41
6-0 • 229 • SR
Lakeland, Fla./Kathleen

2013: Bulldozing fullback in his first year as a starter...has helped FSU tally 2,696 yards rushing at an impressive 5.7 ypc rate with his hard-hitting blocking...Noles have 41 rushing touchdowns...has only six carries for 26 yards (4.3 ypc), but has been a threat as a receiver out of the backfield...

his eight receptions have gone for 62 yards and he has two touchdowns...scored his first career touchdown on a 10-yard grab at Boston College...caught a nine-yard pass against Miami...re-recorded his second touchdown on a two-yard reception at Wake Forest and added a career-best 16-yard reception in the third quarter...Has two receptions in a game three times...Started career as a safety before moving to fullback in 2011...Started his first career game in the season-opener against Pitt.

ABRAM'S CAREER STATS

RUSHING

YR.	G	RUSH	YDS	AVG	TD	LG	AVG/G
2010	12	0	0	0.0	0	0	0.0
2011	11	2	5	2.5	0	3	0.5
2012	13	4	20	5.0	0	8	1.5
2013	13	6	26	4.3	0	7	2.0
Tot	49	12	51	4.3	0	8	1.0

RECEIVING

YR.	G	REC	YDS	AVG	TD	LG	AVG/G
2013	13	8	62	7.8	2	16	4.8

ABRAM'S CAREER HIGHS RUSHING

Rushes	3, at Maryland 2012
Yards	13, at Pitt 2013
Longest Run	8, Duke 2012

ABRAM'S CAREER HIGHS RECEIVING

Receptions	2 (twice), last at Wake Forest 2013
Yards	18, at Wake Forest 2013
Longest Catch	16, at Wake Forest 2013
TD	1 (twice), last at Wake Forest 2013
Longest TD	10, at Boston College 2013



WR - KELVIN BENJAMIN - 1
6-5 • 234 • R-SO
Belle Glade, Fla./Glades Central

SI.com All-America First Team
Coaches All-ACC Second Team
All-ACC Third Team

2013: Without a doubt one of the most physically gifted receivers in the nation...leads ACC with 14 receiving touchdowns and ranks fourth in the nation...averages a touchdown every 3.5 catches - second-best mark in the country among wide receivers...had one of nation's most impressive receiving performances at Florida, dominating the Gators' secondary and setting a new career mark in almost every statistical category by finishing with nine catches for 212 yards and three touchdowns...his 212-yard performance was the best by a receiver in the ACC this season and the eighth-best total in Seminole history...added five receptions for 119 yards and two touchdowns against Duke in the ACC Championship Game...also had three catches for 61 yards and two touchdowns versus Idaho...in his last three games, Benjamin has 17 receptions for 392 yards (23.1 ypc) and seven touchdowns...is one receiving score from tying the FSU single-season touchdown catch record of 15 set by Andre Cooper in 1995...one of three FSU receivers on pace to be the first Seminole to reach 1,000 yards receiving since 2002...had six catches for 66 yards and one score versus Syracuse...Made his first career start at Pitt in the season opener and started every successive game in 2013...Grabbed his first touchdown on the season against Bethune-Cookman...posted his first career 100-yard game at Boston College with three grabs for 103 yards...caught five balls for two touchdowns against Maryland.

RECEIVING


YR.	G	REC	YDS	AVG	TD	LG	AVG/G
2012	14	30	495	16.5	4	64	35.6
2013	13	50	957	19.1	14	56	73.6
Tot	27	80	1452	18.2	18	64	53.8

RUSHING

YR.	G	RUSH	YDS	AVG	TD	LG	AVG/G
2012	14	2	33	16.5	0	17	2.4

BENJAMIN'S CAREER HIGHS

Receptions	9, at Florida 2013
Yards	212, at Florida 2013
Longest Catch	64, Clemson 2012
TD	3, at Florida 2013
Longest TD	54, vs. Duke 2013



QB - JACOB COKER - 14
6-5 • 230 • R-SO
Mobile, Ala./St. Paul's Episcopal

2013: Will miss the remainder of the season due to meniscus surgery after an injury during the Wake Forest game...appeared in seven games as the backup quarterback before the injury, completing 18 of 36 passes for 250 yards...battled Jameis Winston for the starting quarterback spot

in a close competition in the fall...Went 2-of-2 for 21 yards at Pitt...completed a 42-yard pass to Kermit Whitfield against Bethune-Cookman...ran untouched for a 24-yard touchdown versus Maryland...completed 4-of-9 pass attempts for 37 yards at Wake Forest.

COKER'S CAREER STATS

PASSING

YR.	G	COM	ATT	INT	YDS	TD	LG	PCT
2012	4	3	5	0	45	1	19	60.0
2013	7	18	36	1	250	0	42	50.0
Tot	11	21	41	1	295	1	42	51.2

RUSHING

YR.	G	RUSH	YDS	AVG	TD	LG	AVG/G
2013	7	10	15	1.5	1	24	2.1

COKER'S CAREER HIGHS

Yards	78, Bethune-Cookman 2013
Completions	4 (twice), last at Wake Forest 2013
Attempts	9, at Wake Forest 2013
Long	42, Bethune-Cookman 2013
Longest TD	19, Savannah State 2012
TDs	1, Savannah State 2012



LT - CAMERON ERVING - 75
6-6 • 320 • R-JR
Moultrie, Ga./Colquitt County

Jacobs Blocking Trophy winner
All-ACC First Team
Coaches All-ACC First Team
Sporting News All-America First Team
USA TODAY Sports All-America First Team
SI.com All-America First Team
Associated Press All-America Second Team
CBSSports.com All-America Second Team
Walter Camp All-America Second Team
SB Nation All-America Second Team
Lindy's All-America Second Team

2013: Converted defensive tackle has grown into one of the nation's top left tackles...ACC coaches named him the recipient of the Jacobs Blocking Trophy given to the league's top offensive lineman...held Clemson All-America defensive end Vic Beasley without a sack and was named ACC Offensive Lineman of the Week following the 51-14 win at then-No. 3 Clemson... helped hold National Defensive Player of the Year Aaron Donald, of Pitt, to just two tackles and one TFL...Had a grade of 98 percent at Boston College...graded out to over 80 percent at Boston College, at Clemson and at Wake Forest...the Noles set FSU and ACC records for single-season total offense (6,882 yards) and points (689), while averaging 53.0 points per game...the Seminoles lead the nation with 90 touchdowns and are just 28 points away from setting the national record for points in a season...Florida State ranks first in the ACC and second in the nation in scoring offense (53.0)...the Noles rank first in the ACC and sixth in the nation in total offense (529.4)...with the nation's top offensive line providing protection and opening holes, Florida State has rushed for 2,696 yards (5.7 ypc) and 41 touchdowns, while passing for 4,186 yards and 40 scores...as his blindside protector was a valuable asset to quarterback Jameis Winston, who became the youngest player ever to win the Heisman Trophy.

FLORIDA STATE OFFENSE



RB - DEVONTA FREEMAN - 8
5-9 • 203 • JR
Miami, Fla./Miami Central

All-ACC First Team
Coaches All-ACC First Team

2013: Headlines Florida State's three-headed running back attack and has started all 13 games this season...Durable back has never missed a game in three years and leads by example...Quick and powerful back capable of grinding out yards at the line or bouncing outside...his 29 rushing touchdowns are the most of any active ACC running back...the First-Team All-ACC performer is tied for second in the conference with 14 total touchdowns...his 943 rushing yards puts him on pace to become FSU's first 1,000-yard rusher since Warrick Dunn in 1996...ranks 10th in FSU history with 2,182 career rushing yards...fourth in the ACC in rushing...has scored a touchdown in nine consecutive games...three 100-yard rushing games in 2013, including back-to-back performances against Nevada (9-109) and Bethune-Cookman (10-112)...the Miami native led the Noles in rushing and receiving and totaled 176 yards (98 receiving and 78 rushing) of total offense and three touchdowns (two rushing and one receiving) against Miami...set or tied career highs in rushes (23), receptions (six), longest catch (48), receiving yards, receiving touchdowns and rushing touchdowns versus the Hurricanes...Had a career-long rush of 60 yards against Nevada and matched that rush versus Idaho...Tallied 21 rushes for 84 yards against then-No. 3 Clemson in "Death Valley"...Ran for two first-half touchdowns and had 92 yards on 12 carries against NC State...Had 129 yards on 11 carries versus Idaho.

FREEMAN'S CAREER STATS

RUSHING

YR.	G	RUSH	YDS	AVG	TD	LG	AVG/G
2011	12	120	579	4.8	8	41	48.3
2012	13	111	660	5.9	8	47	50.8
2013	13	162	943	5.8	13	60	72.5
Tot	38	393	2182	5.6	29	60	57.4

RECEIVING

YR.	G	REC	YDS	AVG	TD	LG	AVG/G
2011	12	15	111	7.4	0	21	9.2
2012	13	10	86	8.6	0	28	6.6
2013	13	19	257	13.5	1	48	19.8
Tot	38	44	454	10.3	1	48	11.9

FREEMAN'S CAREER HIGHS RUSHING

Rushes	23, Miami 2013
Yards	148, at Maryland 2012
Longest Rush	60 (twice), last Idaho 2013
TD	2 (seven times), last Miami 2013
Longest TD Rush	60, Idaho 2013

FREEMAN'S CAREER HIGHS RECEIVING

Receptions	6, Miami 2013
Yards	98, Miami 2013
Longest Catch	48, Miami 2013



WR - CHRISTIAN GREEN - 89
6-2 • 200 • R-JR
Tampa, Fla./Tampa Catholic

2013: Veteran No. 4 receiver who sees action in four-receiver sets and on FSU's second team...has a knack for making tough catches for first downs...the Seminoles' sixth-leading receiver with 13 catches for 157 yards (12.1 ypc)...his 19-yard reception helped set up a touchdown in final minute of the first half against Nevada...Had two receptions for 25 yards versus Bethune-Cookman...Made two grabs in traffic for 39 yards against Maryland...Had a pair of 11-yard receptions versus NC State...Had two catches against both Wake Forest and Idaho.

GREEN'S CAREER STATS

RECEIVING

YR.	G	REC	YDS	AVG	TD	LG	AVG/G
2011	13	26	450	17.3	0	59	34.6
2012	14	3	33	11.0	0	21	2.4
2013	13	13	157	12.1	0	22	12.1
Tot	40	42	640	15.2	0	59	16.0

RUSHING

YR.	G	RUSH	YDS	AVG	TD	LG	AVG/G
2011	13	2	11	5.5	0	9	0.8

GREEN'S CAREER HIGHS

Receptions	7, at Clemson 2011
Yards	102, at Wake Forest 2011
Longest Catch	59, at Duke 2011



RB - RYAN GREEN - 15
5-10 • 190 • FR
St. Petersburg, Fla./St. Petersburg Catholic

2013: True freshman running back excels on special teams and is FSU's No. 4 running back...fifth-leading rusher with 33 carries for 163 yards (4.9 ypc) and one score...flashed his potential by running five times for 78 yards, including a 34-yard run against Nevada...ran six times for 32 yards against Idaho and caught his first touchdown pass - a two-yard score.

GREEN'S CAREER STATS

RUSHING

YR.	G	RUSH	YDS	AVG	TD	LG	AVG/G
2013	12	33	163	4.9	1	34	13.6

RECEIVING

YR.	G	REC	YDS	AVG	TD	LG	AVG/G
2013	12	2	16	8.0	1	14	1.3

GREEN'S CAREER HIGHS RUSHING

Rushes	6, Idaho 2013
Yards	78, Nevada 2013
Longest Rush	34, Nevada 2013
TD	1, Nevada 2013
Longest TD Rush	1, Nevada 2013

GREEN'S CAREER HIGHS RECEIVING

Receptions	2, Idaho 2013
Yards	16, Idaho 2013
Longest Catch	14, Idaho 2013
TD	1, Idaho 2013
Longest TD Catch	2, Idaho 2013



WR - RASHAD GREENE - 80
6-0 • 180 • JR
Albany, Ga./St. Thomas Aquinas (Fla.)

All-ACC First Team
Coaches All-ACC First Team

2013: FSU's leading receiver for the third consecutive season is also a respected veteran leader and one of four permanent captains named by head coach Jimbo Fisher...ultra-quick receiver can turn a slant into a 60-yard score...leads the Seminoles in receptions (67) and yards (981)...has caught a pass in 28 consecutive games, dating back to his MVP performance in the 2011 Champs Sports Bowl...one of three Seminoles on pace for 1,000 receiving yards - a feat no Nole has accomplished since 2002...ranks in the Top 10 in FSU history in receptions (sixth, 162), receiving yards (seventh, 2,318) and touchdown catches (seventh, 22)...fourth in the ACC in touchdown receptions (nine) and tied for fourth with 67 receptions...tied for first in the ACC in career touchdown receptions (22) among active players...has four 100-yard receiving games in 2013...earned ACC Receiver of the Week honors following an eight-catch, 146-yard, two-touchdown performance in FSU's upset of then-No. 3 Clemson in "Death Valley"...opened the season with eight receptions for 126 yards and a score at Pitt...caught a touchdown in season's first five games...had four grabs for 90 yards and a score at Boston College...had four catches for 108 yards versus Maryland...had eight receptions for 137 yards and one score against NC State.

GREENE'S CAREER STATS

RECEIVING

YR.	G	REC	YDS	AVG	TD	LG	AVG/G
2011	9	38	596	15.7	7	69	66.2
2012	14	57	741	13.0	6	71	52.9
2013	13	67	981	14.6	9	72	75.5
Tot	36	162	2318	14.3	22	72	64.4

RUSHING

YR.	G	RUSH	YDS	AVG	TD	LG	AVG/G
2011	9	3	44	14.7	0	53	4.9
2012	14	4	30	7.5	1	18	2.3
2013	13	1	9	9.0	0	9	0.7
Tot	36	8	83	10.4	1	53	2.3


GREENE'S CAREER HIGHS RECEIVING

Receptions	12, at Wake Forest 2011
Yards	163, at Wake Forest 2011
Longest Catch	72, at Clemson 2013
TD	2 (four times), last at Clemson 2013
Longest TD Catch	72, at Clemson 2013

GREENE'S CAREER HIGHS PUNT RETURNS

Punt Returns	5, Wake Forest 2012
Yards	89, Wake Forest 2012
Longest Return	60, Wake Forest 2012
TD	1 (twice), last Wake Forest 2012
Longest TD Return	60, Wake Forest 2012

FLORIDA STATE OFFENSE



RT - BOBBY HART - 51
 6-4 • 315 • JR
 Lauderdale, Fla./St. Thomas Aquinas

All-ACC Honorable Mention
 Coaches All-ACC Honorable Mention

2013: Right tackle, who is just 19 years old, has started all 13 games this season and 22 in his career...graded out at 86 percent at Florida and also had grades above 80 percent against Miami (81), Bethune-Cookman (83) and Nevada (86)...the Noles set FSU and ACC records for single-season total offense (6,882 yards) and points (689), while averaging 53.0 points per game...the Seminoles lead the nation with 90 touchdowns and are just 28 points away from setting the national record for points in a season...Florida State ranks first in the ACC and second in the nation in scoring offense (53.0)...the Noles rank first in the ACC and sixth in the nation in total offense (529.4)...with the nation's top offensive line providing protection and opening holes, Florida State has rushed for 2,696 yards (5.7 ypc) and 41 touchdowns, while passing for 4,186 yards and 40 scores...started the final nine games of 2011 as a 17-year-old and earned Second Team CFN Freshman All-American honors.



RG - TRE' JACKSON - 54
 6-4 • 330 • JR
 Jesup, Ga./Wayne County

All-ACC First Team
 Coaches All-ACC First Team
 CBSSports.com All-America Second Team
 SI.com All-America Honorable Mention

2013: Two-year starter for the Noles offensive line that has produced the best offensive season in school history...has started 27 games...his first start was the 2011 Champs Sports Bowl...owns second-highest grade among Seminole offensive linemen (80.2)...had best grade against Idaho (89), Syracuse (93), NC State (86) and Maryland (89)...graded out to 84 percent or above in eight of final nine contests...the Noles set FSU and ACC records for single-season total offense (6,882 yards) and points (689), while averaging 53.0 points per game...the Seminoles lead the nation with 90 touchdowns and are just 28 points away from setting the national record for points in a season...Florida State ranks first in the ACC and second in the nation in scoring offense (53.0)...the Noles rank first in the ACC and sixth in the nation in total offense (529.4)...with the nation's top offensive line providing protection and opening holes, Florida State has rushed for 2,696 yards (5.7 ypc) and 41 touchdowns, while passing for 4,186 yards and 40 scores.




WR - ISIAH JONES - 84
 6-4 • 200 • FR
 Milton, Fla./Milton

2013: Out indefinitely due to injury...tall target expected to contribute in 2014...has two receptions for 31 yards in 2013.

JONES' CAREER STATS

YR.	G	REC	YDS	AVG	TD	LG	AVG/G
2013	5	2	31	15.5	0	16	6.2



QB - SEAN MAGUIRE - 10
 6-3 • 215 • R-FR
 Sparta, N.J./Seton Hall Prep

2013: Backup quarterback with a strong arm who plays with poise and efficiency...has appeared in nine games and thrown a pass in three contests...on the season, has completed 13-of-21 passes for 116 yards and two touchdowns for a passer rating of 120.69...has a completion percentage of 61.9 percent...moved into backup quarterback roll following season-ending injury to Jacob Coker against Wake Forest in ninth game of the season...played the entire second half against Syracuse and completed 3-of-5 passes for 21 yards, including his first career touchdown, a 17-yard scoring pass to roommate Nick O'Leary...set or matched career highs in nearly every category going 9-of-14 for 84 yards and a touchdown versus Idaho.

MAGUIRE'S CAREER STATS

PASSING

YR.	G	COM	ATT	INT	YDS	TD	LG	PCT
2013	9	13	21	2	116	2	17	61.9

RUSHING

YR.	G	RUSH	YDS	AVG	TD	LG	AVG/G
2013	9	2	-1	-0.5	0	6	-0.1

MAGUIRE'S CAREER HIGHS

Yards	84, Idaho 2013
Completions	9, Idaho 2013
Attempts	14, Idaho 2013
Long	17 (twice), last Idaho 2013
Longest TD	17, Syracuse 2013
TD	1 (twice), last Idaho 2013



LG - JOSUE MATIAS - 70
 6-6 • 322 • JR
 Union City, N.J./Union City

Coaches All-ACC Second Team
 All-ACC Third Team

2013: Junior left guard has started all 13 games this season and 28 consecutive contests dating back to the 2011 Champs Sports Bowl...has produced the top offensive line grade in three games, including against Wake Forest (88), Miami (86), and Nevada (89), when the Noles ran for a season-high 377 yards against the Wolf Pack...his average grade of 78.5 percent ranks third on the team...the Noles set FSU and ACC records for single-season total offense (6,882 yards) and points (689), while averaging 53.0 points per game...the Seminoles lead the nation with 90 touchdowns and are just 28 points away from setting the nation record for points in a season...Florida State ranks first in the ACC and second in the nation in scoring offense (53.0)...the Noles rank first in the ACC and sixth in the nation in total offense (529.4)...with the nation's top offensive line providing protection and opening holes, Florida State has rushed for 2,696 yards (5.7 ypc) and 41 touchdowns, while passing for 4,186 yards and 40 scores.



TE - NICK O'LEARY - 35
 6-3 • 248 • JR
 Palm Beach, Fla./Dwyer

John Mackey Award Finalist
 All-ACC Second Team
 Coaches All-ACC Second Team
 CBSSports.com All-America Third Team
 Lindy's All-America Third Team

2013: One of the nation's top all-around tight ends...hard-nosed, old-school player who doesn't wear gloves and possesses strong hands with a knack for finding the ball whenever it is thrown in his direction...has 33 receptions for 557 yards and seven touchdowns...averaging 16.1 yards per catch - a mark that leads all tight ends in the nation...his seven scores are tied for the second-most by a tight end, nationally...27 of 33 receptions have gone for a touchdown or a first down...the three-year starter is already the FSU career record-holder for touchdown catches by a tight end (11)...also a punishing blocker and runner...his blocking and receiving talents have helped Florida State become the nation's No. 2 scoring offense (53.0) and No. 6 total offense (529.4)...FSU also ranks first in the country in yards per play (7.81)...set Florida State records for a tight end with 161 receiving yards and a 94-yard reception in the Noles' 51-14 victory at then-No. 3 Clemson...opened the season by scoring three touchdowns at Pitt...added two receiving touchdowns against Maryland...had scoring receptions against NC State and Syracuse...caught three balls for 52 yards at Florida and hauled in three passes for 48 yards versus Duke in the ACC Championship Game...his 66 receptions and 873 yards for his career both rank second for tight ends in Seminole history behind Gary Parris (1970-72), who had 82 receptions and 1,125 yards.

O'LEARY'S CAREER STATS

YR.	G	REC	YDS	AVG	TD	LG	AVG/G
2011	13	12	164	13.7	1	58	12.6
2012	13	21	252	12.0	3	28	19.4
2013	13	33	557	16.9	7	94	42.8
Tot	39	66	973	14.7	11	94	24.9

O'LEARY'S CAREER HIGHS

Receptions	5, at Clemson 2013
Yards	161, at Clemson 2013
Longest Catch	94, at Clemson 2013
TD	3, at Pitt 2013
Longest TD Catch	24, at Pitt 2013

FLORIDA STATE OFFENSE



WR/PR - KENNY SHAW - 81
6-0 • 170 • SR
Orlando, Fla./Dr. Phillips

Coaches All-ACC Third Team
All-ACC Honorable Mention

2013: Sure-handed slot receiver is veteran of Florida State's receiving corps...second on Seminoles in receptions (52) and third in receiving yards (929)...one of three receivers on pace for 1,000 yards, a feat no FSU player has accomplished since 2002... also returns punts where he ranks sixth in the ACC with a 9.7 average...tied with running back Devonta Freeman with a team-leading 1,200 all-purpose yards...ranks 10th in the ACC in receiving yards (71.5 per game)... made one of the most spectacular plays of the college football season - an incredible 55-yard Hail Mary touchdown grab as time expired in the first half at Boston College to help FSU take a 24-17 lead into the break...totaled 107 yards and two touchdowns on five receptions against Idaho...has six games of 89-99 receiving yards this season, including a seven-reception, 99-yard performance versus Syracuse...ranks in the Top 20 in FSU history in receiving yards (1,915) and receptions (122).

SHAW'S CAREER STATS

RECEIVING							
YR.	G	REC	YDS	AVG	TD	LG	AVG/G
2010	11	3	36	12.0	1	23	3.3
2011	13	34	418	12.3	4	51	32.2
2012	14	33	532	16.1	3	77	38.0
2013	13	52	929	17.9	6	55	71.5
Tot	51	122	1915	15.7	14	77	37.5

PUNT RETURN


YR.	G	NO	YDS	AVG	TD	LG
2012	14	8	99	12.4	0	26
2013	13	26	251	9.7	0	26
Tot	27	34	350	10.3	0	26

SHAW'S CAREER HIGHS RECEIVING

Receptions	7 (twice), last at Syracuse 2013
Yards	125, Boston College 2012
Longest Catch	77, Boston College 2012
TD	2, Idaho 2013
Longest TD	77, Boston College 2012

SHAW'S CAREER HIGHS PUNT RETURNS

Punt Returns	5 (twice), last NC State 2013
Yards	66, Florida 2012
Longest Return	26 (twice), last at Pitt 2013



C - BRYAN STORK - 52
6-4 • 300 • R-SR
Vero Beach, Fla./Vero Beach

Rimington Trophy Winner
FWAA All-America First Team
Associated Press All-America First Team
SI.com All-America First Team
USA TODAY Sports All-America First Team
Walter Camp All-America Second Team
Sporting News All-America First Team
CBSSports.com All-America Second Team
Associated Press All-America Second Team
Lindy's All-America Second Team
All-ACC First Team
Coaches All-ACC First Team

2013: Senior center anchors an offensive line and leads the FSU offense with 39 career starts... winner of the Rimington Trophy as the top center in the nation...one of five Outland Trophy semi-finalists that is given annually to the top interior lineman by the FWAA... runner-up for the ACC's Jacobs Blocking Trophy that went to line-mate Cameron Erving...has been a valuable asset in helping FSU quarterback Jameis Winston become nation's top-rated passer and the youngest winner of the Heisman Trophy...FSU's most consistent offensive lineman has an average grade of 83.4 - highest on the team...had highest grade among offensive line in the last two games - 89 percent against Duke in the ACC Championship Game and 88 percent at Florida ...also led Noles with a grade of 87 percent at then-No. 3 Clemson and 95 percent against Bethune-Cookman...helped hold Pitt's Aaron Donald, the Bronko Nagurski Trophy winner, and Clemson All-America Vic Beasley to just four tackles and one TFL combined...the Noles set FSU and ACC records for single-season total offense (6,882 yards) and points (689), while averaging 53.0 points per game...the Seminoles lead the nation with 90 touchdowns and are just 28 points away from setting the national record for points in a season...Florida State ranks first in the ACC and second in the nation in scoring offense (53.0)...the Noles rank first in the ACC and sixth in the nation in total offense (529.4)...with the nation's top offensive line providing protection and opening holes, Florida State has rushed for 2,696 yards (5.7 ypc) and 41 touchdowns, while passing for 4,186 yards and 40 scores.



WR/KR - KERMIT WHITFIELD - 7
5-7 • 178 • FR
Orlando, Fla./Jones

2013: Dazzling freshman could be fastest player in the nation with the ball in his hands...his 34.4 kickoff return average (13 returns for 447 yards) would lead the nation by over two yards if he had the minimum 1.2 returns per game (the NCAA leader is Stanford's Ty Montgomery at 31.2)...has five returns over 40 yards, including a 97-yard touchdown at Wake Forest in which he powered through a face-mask from a Demon Deacon defender...his return score marked the first FSU kickoff return for a score since 2008...named ACC Specialist of the Week following the Wake Forest performance...has 646 all-purpose yards on 21 touches for a team-leading 30.8 yards per touch average...eight of his 21 touches have gone 40+ yards...his first ever rushing carry was a 31-yard touchdown against NC State...his second career carry was a 74-yard score versus Syracuse...has three carries for 110 yards (36.7 ypc) and two touchdowns...has five receptions for 89 yards...caught one pass for 42 yards against Bethune-Cookman...returned a kickoff 44 yards versus Duke in the ACC Championship Game...had a 58-yard kickoff return against Idaho and a 43-yard return at then-No. 3 Clemson...added a 41-yard return against Bethune-Cookman.

WHITFIELD'S CAREER STATS

RECEIVING							
YR.	G	REC	YDS	AVG	TD	LG	AVG/G
2013	13	5	89	17.8	0	42	6.8

RUSHING							
YR.	G	RUSH	YDS	AVG	TD	LG	AVG/G
2013	13	3	110	36.7	2	74	8.5

KICKOFF RETURN

YR.	G	NO	YDS	AVG	TD	LG
2013	13	13	447	34.4	1	97

WHITFIELD'S CAREER HIGHS RECEIVING

Receptions	1 (five times), last Syracuse 2013
Yards	42, Bethune-Cookman 2013
Longest Catch	42, Bethune-Cookman 2013


WHITFIELD'S CAREER HIGHS RUSHING

Rushes	1 (three times), last Idaho 2013
Yards	74, Syracuse 2013
Longest Rush	74, Syracuse 2013
TD	1 (twice), last Syracuse 2013
Longest TD Rush	74, Syracuse 2013

WHITFIELD'S CAREER HIGHS KICKOFF RETURNS

Returns	2 (three times), last vs. Duke 2013
Yards	97, at Wake Forest 2013
Long	97, at Wake Forest 2013
TDs	1, at Wake Forest 2013

FLORIDA STATE OFFENSE



RB - JAMES WILDER, JR. - 32
 6-2 • 229 • JR
 Tampa, Fla./Plant

All-ACC Honorable Mention

2013: Punishing runner who battled injuries early in the season and has come into his own during the second half of the year...his 6.95 yards per carry average ranks as the fourth-best mark in the ACC and the 20th-best of any running back in the country...has eight rushing touchdowns this season and 20 for his career - which is tied for the ninth-most in FSU history...after missing the NC State game following a concussion at Clemson, he scored six rushing touchdowns over his next four games...led FSU with 63 yards on 10 carries at Florida in the final game of the regular season...had 85 yards on just four carries against Idaho, including a career-long 49-yard rush and a 1-yard touchdown...rushed three times for 52 yards and scored twice against Syracuse...had 42 yards and two scores versus Maryland on nine totes, becoming the 32nd player in FSU history to rush for 1,000 yards in his career in the process...had 49 yards and found paydirt on six carries at Wake Forest...opened the season by rushing for a team-best 58 yards on 10 carries at Pitt...rushed for 45 yards and a score versus Nevada and 56 yards with a touchdown against Bethune-Cookman.

WILDER'S CAREER STATS

RUSHING

YR.	G	RUSH	YDS	AVG	TD	LG	AVG/G
2011	12	35	160	4.6	1	41	13.3
2012	14	110	635	5.8	11	42	50.8
2013	12	78	542	6.9	8	49	45.2
Tot	38	223	1337	6.0	20	49	35.2

RECEIVING

YR.	G	REC	YDS	AVG	TD	LG	AVG/G
2011	12	2	14	7.0	0	8	1.2
2012	14	19	136	7.2	2	17	10.5
2013	12	3	27	9.0	0	10	2.2
Tot	38	24	177	7.4	2	17	4.7

WILDER'S CAREER HIGHS RUSHING

Rushes	16, Wake Forest 2012
Yards	106, Murray State 2012
Longest Rush	49, Idaho 2013
TD	2 (six times), last Syracuse 2013
Longest TD Rush	37, Syracuse 2013

WILDER'S CAREER HIGHS RECEIVING

Receptions	4, Florida 2012
Yards	31, Florida 2012
Longest Catch	17 (twice), last Florida 2012
TD	2, Boston College 2012
Longest TD	12, Boston College 2012



RB - KARLOS WILLIAMS - 9
 6-1 • 223 • JR
 Davenport, Fla./Ridge Community

2013: One of the most athletic and versatile players on the team...two-year letterwinner at safety moved to running back prior to second game of the season against Nevada...one of the fastest players on the team, but isn't afraid to initiate contact...also starts on special teams...first offensive touch of his career was a 65-yard touchdown run against the Wolf Pack...second on the Noles with 705 yards rushing and 11 touchdowns...his 8.2 yards per carry average ranks sixth in the nation...his 11 rushing scores are tied for 10th-most in a single season in FSU history...two 100-yard games, including 110 yards on eight carries in his debut against Nevada...carried 10 times for career-high 114 yards and two touchdowns against Idaho...rushed nine times for 83 yards and two touchdowns against Bethune-Cookman...rushed for 29 yards and two touchdowns against Maryland...rushed 13 times for 86 yards and a touchdown at NC State...carried four times for 78 yards against Syracuse...rushed seven times for 55 yards and a touchdown against Duke in the ACC Championship Game.

WILLIAMS' CAREER STATS

RUSHING

YR.	G	RUSH	YDS	AVG	TD	LG	AVG/G
2013	13	86	705	8.2	11	65	54.2

RECEIVING

YR.	G	REC	YDS	AVG	TD	LG	AVG/G
2013	13	7	63	9.0	0	15	4.8

DEFENSE

YR.	G	UA	A	TOT	TFL-YDS	PBU	FF	FR	INT	SACKS
2011	12	4	4	8	0.0-0	0	0	0	0	0.0-0
2012	14	25	7	32	1.0-5	2	0	0	1	0.0-0
2013	13	5	1	6	0.0-0	0	0	0	0	0.0-0
Tot	39	34	12	46	1.0-5	2	0	0	1	0.0-0

KICKOFF RETURN

YR.	G	NO	YDS	AVG	TD	LG
2011	12	8	186	23.2	0	33
2012	14	13	340	26.2	0	60
2013	13	5	88	17.6	0	38
Tot	39	26	614	23.6	0	60

WILLIAMS' CAREER HIGHS RUSHING

Rushes	13, NC State 2013
Yards	114, Idaho 2013
Longest Rush	65, Nevada 2013
TD	2 (three times), last Idaho 2013
Longest TD Rush	65, Nevada 2013

WILLIAMS' CAREER HIGHS RECEIVING

Receptions	3, at Wake Forest 2013
Yards	21, at Wake Forest 2013
Longest Catch	15, Maryland 2013

WILLIAMS' CAREER HIGHS DEFENSE

Tackles	11, vs. Georgia Tech 2012
Tackles for loss	1.0, at Miami 2012
Interceptions	1, vs. Georgia Tech 2012

WILLIAMS' CAREER HIGHS KICKOFF RETURNS

Returns	3 (twice), last Florida 2012
Yards	96, at USF 2012
Long	60, at USF 2012

FLORIDA STATE OFFENSE



WR/PR - JESUS "BOBO" WILSON - 3
 5-9 • 177 • FR
 Miami, Fla./Christopher Columbus

2013: Backup wide receiver and punt returner who is expected to make a big impact in 2014...has three receptions for 23 yards and eight punt returns for 89 yards...returned two punts for 36 yards against Maryland – including a career-long 28-yard return which helped set up the final score

of the game.

WILSON'S CAREER STATS

RECEIVING							
YR.	G	REC	YDS	AVG	TD	LG	AVG/G
2013	12	3	23	7.7	0	11	1.9

PUNT RETURN						
YR.	G	NO	YDS	AVG	TD	LG
2013	12	8	89	11.1	0	28

KICK RETURN						
YR.	G	NO	YDS	AVG	TD	LG
2013	12	1	27	27.0	0	27

WILSON'S CAREER HIGHS PUNT RETURNS

Punt Returns	2 (four times), last Idaho 2013
Yards	36, Maryland 2013
Longest Return	28, Maryland 2013

WILSON'S CAREER HIGHS RECEIVING

Receptions	2, Idaho 2013
Yards	12, Idaho 2013
Longest Catch	11, at Wake Forest 2013



QB - JAMEIS WINSTON - 5
 6-4 • 228 • R-FR
 Bessemer, Ala./Hueytown

*****Heisman Memorial Trophy Winner*****
 *****Consensus All-American*****

- Davey O'Brien National Quarterback Award Winner
- Walter Camp Football Foundation Player of the Year
- Sporting News Player of the Year
- Maxwell Award Finalist
- Manning Award Finalist
- Associated Press All-America First Team
- FWAA All-America First Team
- Sporting News All-America First Team
- ESPN.com All-America First Team
- USA TODAY Sports All-America First Team
- Athlon Sports All-America First Team
- CBSSports.com All-America First Team
- SI.com All-America First Team
- Lindy's All-America First Team
- FoxSports.com All-America First Team
- ACC Player of the Year
- Coaches ACC Player of the Year
- ACC Offensive Player of the Year
- Coaches ACC Offensive Player of the Year
- ACC Rookie of the Year
- Coaches ACC Rookie of the Year
- ACC Offensive Rookie of the Year
- Coaches ACC Offensive Rookie of the Year
- All-ACC First Team
- Coaches All-ACC First Team
- Athlon Sports Offensive Player of the Year
- College Football News Offensive Freshman of the Year
- Walter Camp All-America Second Team
- CBSSports.com Offensive Player of the Year
- Lindy's Offensive Player of the Year

2013: The dazzling playmaker and charismatic leader has authored the greatest freshman season by a quarterback in college football history...became the youngest player ever to win the Heisman Trophy at 19 years, 342 days and just the second freshman...won Davey O'Brien award as the nation's best quarterback and was also a finalist for the Maxwell Award...finalist for the Manning Award given after the bowl season...first freshman to capture ACC Player of the Year honors in the 61-year history of the Atlantic Coast Conference...also captured ACC Offensive Player of the Year, ACC Rookie of the Year and ACC Offensive Rookie of the Year honors...shattered the ACC record, Florida State record and national freshman record for touchdown passes (38) and broke the national freshman record for passing yards (3,820)...is the first freshman to lead his team to 13 wins...All-ACC First Team...leads the nation in pass efficiency rating (190.06) and is within striking distance of national single-season mark (191.78)...ranks first in the nation in yards per attempt (10.9) and second in touchdown passes (38)...tossed 26 touchdowns and passed for 2,579 yards in just the first half alone...threw more first-half touchdowns than 105 starting quarterbacks had in all snaps...thanks to huge leads – only played in 81 percent of

Florida State's total offense snaps this season and just 59 percent of the Noles' second-half snaps...seven-time ACC Rookie of the Week...three-time ACC Offensive Back of the Week...three-time Davey O'Brien National Quarterback of the Week...seven 300-yard passing games...eight three-touchdown passing games...threw for over 200 yards in the first half nine times...has guided the most prolific offense in school and conference history as the Noles have set FSU and ACC records for single-season total offense (6,882 yards) and points (689), while averaging 53.0 points per game...FSU leads the nation with 90 touchdowns and are just 28 points away from setting the national record for points in a season (716)...opened the season by completing the first 11 passes of his career on the road at Pitt en route to setting an FSU record for completion percentage (92.6)...completed 25 of 27 passes for 356 yards and four touchdowns in his debut against the Panthers...signature performance came at then-No. 3 Clemson...led FSU to a 51-14 victory over the Tigers by throwing for a career-best 444 yards and three touchdowns while adding a rushing score...MVP of the ACC Championship Game after throwing for 330 yards and passing or rushing for four total touchdowns...torched No. 25 Maryland for 393 passing yards and a career-high five touchdowns in a 63-0 win...one of those touchdown passes against the Terrapins was a 12-yard highlight reel touchdown pass to junior tight end Nick O'Leary where he spun out of a sack and eluded another tackle before completing the throw...after throwing his first interception of the season against Nevada, he finished the game going 13-of-13 for 184 yards and two touchdowns...eluded a sack and tossed an amazing 55-yard Hail Mary touchdown pass to senior wide receiver Kenny Shaw as time expired at the end of the first half at Boston College to give FSU a 24-17 lead at the break...led FSU to a 48-34 win against the Eagles after trailing 17-3...was 11-of-14 for 229 yards and three touchdowns in just the first quarter against NC State...completed more than 90 percent of his passes for the second time this season when he finished 19-of-21 (90.5 percent) for 277 yards and two touchdowns versus Syracuse...was 19-of-31 for 327 yards and three touchdowns at Florida, who entered the game with the nation's third-best pass defense and hadn't allowed a 300-yard passer in 42 games...rushed for 193 yards and four touchdowns...also a pitcher/outfielder/designated hitter on Florida State's nationally-ranked baseball team where he made 32 starts and 17 relief appearances in 2013...had an ERA of 3.00 and 21 strikeouts in 27 innings pitched...one of two football players honored for his academic success at the 2013 Golden Torch banquet at Florida State in the fall.

WINSTON'S CAREER STATS

PASSING								
YR.	G	COM	ATT	INT	YDS	TD	LG	PCT
2013	13	237	349	10	3820	38	94	67.9

RUSHING							
YR.	G	RUSH	YDS	AVG	TD	LG	AVG/G
2013	13	77	193	2.5	4	20	14.8

WINSTON'S CAREER HIGHS PASSING

Yards	444, at Clemson 2013
Completions	25, at Pitt 2013
Attempts	34, at Clemson 2013
Long	94, at Clemson 2013
Longest TD	72, at Clemson 2013
TDs	5, Maryland 2013

WINSTON'S CAREER HIGHS RUSHING

Rushes	14, at Boston College 2013
Yards	67, at Boston College 2013
Longest Rush	20 (twice), last Maryland 2013
TD	1 (four times), last vs. Duke 2013
Longest TD Rush	17, vs. Duke 2013

FLORIDA STATE DEFENSE



DB - NATE ANDREWS - 29
5-11 • 208 • FR
Fairhope, Ala./Fairhope

All-ACC Third Team
College Football News Freshman All-America Second Team
CampusInsiders.com Freshman All-America Second Team
247Sports.com Freshman All-America Second Team

2013: Outstanding season for the true freshman from Fairhope, Ala...joined fellow true freshmen Jalen Ramsey and E.J. Levenberry as the only true freshmen to play in all 13 games and record double digit tackles for an extremely deep FSU defense...led the Seminoles with four interceptions and was second on the team with 91 interception return yards...his four INTs were tied for eighth-most in the ACC...second on the team in pass break-ups and passes defended...one of only three true freshmen to register a sack for FSU in 2013...had a career day at Wake Forest with two interceptions (one returned 56 yards for a touchdown), a forced fumble and one tackle...made his first career interception late in the fourth quarter to help seal a 48-34 victory over Boston College...registered one tackle and intercepted a pass against Miami...set a new career high with six tackles and added a pass breakup against Syracuse...had three tackles, forced a fumble and recovered it at Florida...finished with another big performance in the ACC Championship win over Duke as he was second on the team with five tackles, had one of FSU's two sacks (his first of the year), forced his third fumble of the season and added another pass break-up.

ANDREWS' CAREER STATS

YR.	G	UA	A	TOT	TFL-YDS	PBU	FF	FR	INT	SACKS
2013	13	22	9	31	1.0-4	4	3	1	4	1.0-4

ANDREWS' CAREER HIGHS

Tackles	6, Syracuse 2013
Interceptions	2, at Wake Forest 2013



DB - TERENCE BROOKS - 31
5-11 • 200 • SR
Dunnellon, Fla./Dunnellon

CBSSports.com All-America First Team
SI.com All-America Honorable Mention
Lindy's All-America Third Team
Coaches All-ACC First Team
All-ACC Second Team

2013: Senior who joined with Lamarcus Joyner in key leadership roles on both the defense and the team overall...credited for helping instill a level of maturity that has helped lead FSU into the BCS National Championship Game...has an incredibly high football IQ to go along with his natural ability...reached 50 tackles for the second straight season, good for fifth on the team...came into the season with 1.5 career TFL and added 7.0 to that total this year, the fourth-most on the team...recorded his fourth career interception late in 2nd quarter at Pitt that allowed FSU to score a TD and head into halftime with a 28-10 lead...made five tackles and tied a career high with 2.0 TFLs at Florida...recovered a fumble on the first play of the game at Clemson that ended up in a TD quieting the crowd and setting the stage for FSU's 51-14 win...intercepted a pass on the second play of the game against NC State; finished with two tackles, 1.0 TFL, an INT, a pass break-up and a forced fumble...tied for second on the team with seven tackles at Boston College - including a career-high 2.0 tackles for loss...registered his first career sack and finished with six tackles against Miami.

BROOKS' CAREER STATS

YR.	G	UA	A	TOT	TFL-YDS	PBU	FF	FR	INT	SACKS
2010	10	2	0	2	0.0-0	1	0	0	0	0.0-0
2011	12	11	6	17	0.5-1	5	0	0	1	0.0-0
2012	14	38	14	52	1.0-2	4	1	0	2	0.0-0
2013	12	33	17	50	7.0-30	4	2	1	2	1.0-13
Tot	48	84	37	121	8.5-33	14	3	1	5	1.0-13

BROOKS' CAREER HIGHS

Tackles	12, Clemson 2012
Tackles for Loss	2.0 (twice), at Florida 2013
Sacks	1.0, Miami 2013
Interceptions	1 (five times), last NC State 2013



DB - LAMARCUS BRUTUS - 42
6-0 • 200 • R-SO
Port St. Lucie, Fla./Treasure Coast


2013: Redshirt sophomore saw action in 11 of FSU's 13 games this season...continues to expand his role with the Seminoles after a redshirt season in 2011 and six games played and no stats in 2012...had two tackles and broke up a pass at Wake Forest...set a new career high with six tackles - all solo - against Syracuse...made his first career tackle for loss at Florida.

BRUTUS' CAREER STATS

YR.	G	UA	A	TOT	TFL-YDS	PBU	FF	FR	INT	SACKS
2013	11	14	2	16	1.0-3	1	0	0	0	0.0-0

BRUTUS' CAREER HIGHS

Tackles	6, Syracuse 2013
Tackles for Loss	1.0, at Florida 2013



DE - CHRIS CASHER - 21
6-4 • 260 • R-FR
Mobile, Ala./Davidson

2013: Played his first full season after appearing in just two games in 2012 before suffering a season-ending injury...showed his play-making ability by ranking among the team leaders in fumbles forced, fumbles recovered, tackles for loss, sacks and defensive TDs...was called "defensive player of the game" by Head Coach Jimbo Fisher after tallying 10 tackles, including two for a loss against Bethune-Cookman on Sept. 21...his 5.0 TFL led all freshmen...tied for fourth on the team with two sacks...one of just 10 Seminoles with multiple sacks on the season...had a sack in which he forced and recovered a fumble and returned it 31 yards for a touchdown against Syracuse...also added a pass break-up versus the Orange...recorded five tackles and the first sack of his career against Maryland...three tackles, including 0.5 TFL, at Wake Forest.

CASHER'S CAREER STATS

YR.	G	UA	A	TOT	TFL-YDS	PBU	FF	FR	INT	SACKS
2013	12	15	10	25	5.0-20	2	1	1	0	2.0-15

CASHER'S CAREER HIGHS

Tackles	10, Bethune-Cookman 2013
Tackles for loss	2.0, Bethune-Cookman 2013
Sacks	1.0 (twice), last Syracuse 2013



DB - RONALD DARBY - 3
5-11 • 190 • SO
Oxon Hill, Md./Potomac

2013: The ACC's 2012 defensive rookie of the year had another strong season in 2013...the shutdown cornerback made eight starts as a member of the nation's No. 1 pass defense...recovered Florida State's first fumble of 2013 and also recorded a tackle against Maryland...made the first interception of his career in the third quarter at Clemson...grabbed an interception for the second-straight game against NC State...finished with one tackle and tied a career high with two pass break-ups against the Wolfpack...had a season-high three tackles against Syracuse.

DARBY'S CAREER STATS

YR.	G	UA	A	TOT	TFL-YDS	PBU	FF	FR	INT	SACKS
2012	14	18	4	22	0.0-0	8	1	0	0	0.0-0
2013	13	9	3	12	0.0-0	3	0	1	2	0.0-0
Tot	27	27	7	34	0.0-0	11	1	1	2	0.0-0

DARBY'S CAREER HIGHS

Tackles	4 (twice), last vs. Northern Illinois ('13 Orange) 2012
Interceptions	1 (twice), last NC State 2013
Pass Breakups	2 (three times), last NC State 2013

FLORIDA STATE DEFENSE



DB - GERALD DEMPS - 23
 5-11 • 200 • R-SR
 Valdosta, Ga./Lowndes County

2013: Redshirt senior appeared in 12 of 13 games this season... registered his first career pass break-up late in the fourth quarter on a 4th and goal at Pitt...tied a career high with three tackles against NC State...made one tackle (a three-yard TFL) and broke up a pass at Wake Forest...matched his career high with three tackles against Idaho.

DEMPS' CAREER STATS

YR.	G	UA	A	TOT	TFL-YDS	PBU	FF	FR	INT	SACKS
2010	12	2	0	2	0.0-0	0	0	0	0	0.0-0
2011	0	0	0	0	0.0-0	0	0	0	0	0.0-0
2012	12	4	3	7	0.0-0	0	0	0	0	0.0-0
2013	12	8	2	10	1.0-3	2	0	0	0	0.0-0
Tot	36	14	5	19	1.0-3	2	0	0	0	0.0-0

DEMPS' CAREER HIGHS

Tackles	3 (three times), last Idaho 2013
Tackles for Loss	1.0, at Wake Forest 2013



DE - EDDIE GOLDMAN - 90
 6-4 • 303 • SO
 Washington D.C./Friendship Collegiate Academy

2013: Starting defensive end made major strides in his second season and earned more playing time as a result...started 12 of 13 games...set career-highs for tackles, TFL and sacks...made his first career start at Pitt on Sept. 2...had two tackles versus Nevada on Sept. 14...career day at Boston College, setting new highs in tackles (4) and tackles for loss (1.5) while recording his first career sack...recorded three tackles and 0.5 sacks against Syracuse...assisted on a sack against Idaho.

GOLDMAN'S CAREER STATS

YR.	G	UA	A	TOT	TFL-YDS	PBU	FF	FR	INT	SACKS
2012	10	4	4	8	1.0-4	0	0	0	0	0.0-0
2013	12	6	10	16	2.5-8	0	0	0	0	2.0-8
Tot	22	10	14	24	3.5-12	0	0	0	0	2.0-8

GOLDMAN'S CAREER HIGHS

Tackles	4, at Boston College 2013
Tackles for Loss	1.5, at Boston College 2013
Sacks	1.0, at Boston College 2013



DE - MARIO EDWARDS JR. - 15
 6-3 • 277 • SO
 Gautier, Miss./Ryan (Texas)

All-ACC Third Team
Coaches All-ACC Third Team

2013: Seminole starter at the right end and a key contributor to the nation's third-ranked total defense...the sophomore was named one of the top defensive linemen in the conference by both the coaches and the media...in his second season in Tallahassee set career highs for tackles, TFL, forced fumbles, fumbles recovered, interceptions and sacks...became a major force when it came to splash plays in 2013 with two fumble recoveries, a forced fumble, 6.5 TFL, 2.5 sacks, an interception and a TD return...recovered a fumble and returned it 37 yards for a touchdown at Clemson...recorded a career-high 2.0 TFLs and 1.0 sacks on four total tackles against Miami...intercepted a pass and made two tackles, including 0.5 sacks, at Wake Forest...had three tackles and tied career-highs with 2.0 TFL, an eight-yard sack and a forced fumble at Florida...posted three tackles in the season opener at Pitt...finished with four tackles and 1.0 tackles for loss against Nevada...made one tackle – a 3-yard loss – and broke up a pass against Idaho.

EDWARDS' CAREER STATS

YR.	G	UA	A	TOT	TFL-YDS	PBU	FF	FR	INT	SACKS
2012	11	8	9	17	2.5-16	1	0	0	0	1.5-13
2013	11	14	8	22	6.5-36	1	1	2	1	2.5-27
Tot	22	22	17	39	9.0-52	2	1	2	1	4.0-40

EDWARDS' CAREER HIGHS

Tackles	7, vs. Georgia Tech 2012
Tackles for Loss	2.0 (twice), last at Florida 2013
Sacks	1.0 (three times), last at Florida 2013



DE - DAN HICKS - 6
 6-4 • 260 • R-SR
 Oxford, Miss./Oxford

2013: Played 13 games primarily at the SAM LB position this season...set new career highs for a season in tackles, TFL and interceptions...made his first career start at Pitt on Sept. 2...set career marks for tackles (3) and TFLs (2.0) against Maryland...three tackles – including a tackle for loss – at Clemson...registered a career-high five tackles and recorded his first interception against Syracuse...had one tackle – a 13-yard sack – and one pass break-up against Idaho.

HICKS' CAREER STATS

YR.	G	UA	A	TOT	TFL-YDS	PBU	FF	FR	INT	SACKS
2010	13	13	5	18	3.0-13	1	2	0	0	2.0-11
2011	13	7	9	16	4.5-8	1	0	0	0	0.0-0
2012	DID NOT PLAY									
2013	13	11	13	24	5.5-22	1	0	0	1	1.0-13
Tot	39	31	27	58	13.0-43	3	2	0	1	3.0-24

HICKS' CAREER HIGHS

Tackles	5, Syracuse 2013
Tackles for Loss	2.0 (twice), last Maryland 2013
Sacks	1.0 (three times), last Idaho 2013
Interceptions	1, Syracuse 2013



LB - UKEME ELIGWE - 52
 6-4 • 240 • R-FR
 Stone Mountain, Ga./Stone Mountain

2013: Redshirt freshman played a key role in 2013 appearing in 12 of 13 games...made his first career tackle for loss and finished with three total tackles against Nevada...had six tackles against Bethune-Cookman...recorded three tackles – including two on kickoff coverage – at Boston College...registered three tackles – including the first sack of his career at Clemson...posted two tackles and 1.0 sacks against NC State.

ELIGWE'S CAREER STATS

YR.	G	UA	A	TOT	TFL-YDS	PBU	FF	FR	INT	SACKS
2013	12	17	10	27	3.0-13	0	0	0	0	2.0-11

ELIGWE'S CAREER HIGHS

Tackles	6, Bethune-Cookman 2013
Tackles for loss	1.0 (three times), last NC State 2013
Sacks	1.0 (twice), last NC State 2013



DE - DESMOND HOLLIN - 43
 6-3 • 270 • JR
 Miami, Fla./Southridge/ASA (N.Y.) College

2013: Junior college transfer played a key role for the nation's No. 3 defense...played in all 13 games this season...recorded four tackles – including his first career sack – at Boston College on Sept. 28...had two tackles against Wake Forest...made two tackles – both for a loss, and included a 4-yard sack – against Idaho.

HOLLIN'S CAREER STATS

YR.	G	UA	A	TOT	TFL-YDS	PBU	FF	FR	INT	SACKS
2013	13	8	8	16	3.0-17	0	0	0	0	2.0-14

HOLLIN'S CAREER HIGHS

Tackles	4, (twice), last vs Duke 2013
Tackles for Loss	2.0, Idaho 2013
Sacks	1.0 (twice), last Idaho 2013

FLORIDA STATE DEFENSE



DB - TYLER HUNTER - 1
 5-11 • 198 • JR
 Valdosta, Ga./Lowdnes County

2013: Will miss the BCS National Championship Game with a neck injury suffered early in the season versus Bethune Cookman...started the first three games of the year at safety...posted a new career high with five tackles in the season opener against Pitt...returned an interception 27 yards and had two pass break-ups against Nevada.

HUNTER'S CAREER STATS

YR.	G	UA	A	TOT	TFL-YDS	PBU	FF	FR	INT	SACKS
2011	11	1	2	3	0.0-0	0	0	0	0	0.0-0
2012	14	19	7	26	0.0-0	2	0	0	3	0.0-0
2013	3	7	1	8	0.0-0	2	0	0	1	0.0-0
Tot	28	27	10	37	0.0-0	4	0	0	4	0.0-0

HUNTER'S CAREER PUNT RETURN STATS

YR.	G	NO	YDS	AVG	TD	LG
2012	14	8	126	15.8	1	75

HUNTER'S CAREER HIGHS

Tackles	5, at Pitt 2013
Interceptions	2, at Virginia Tech 2012

HUNTER'S CAREER HIGHS PUNT RETURNS

Punt Returns	5, Duke 2012
Yards	122, Duke 2012
Longest Return	75, Duke 2012
TD	1, Duke 2012
Longest TD Return	75, Duke 2012



DT - TIMMY JERNIGAN - 8
 6-2 • 296 • JR
 Lake City, Fla./Columbia

ESPN.com All-America First Team
FWAA All-America Second Team
Associate Press All-America Second Team
USA TODAY Sports All-America Second Team
CBSSports.com All-America Second Team
SI.com All-America Second Team
Lindy's All-America Third Team
Coaches All-ACC First Team
All-ACC Second Team

2013: One of the most dominant interior lineman in the NCAA and one of the most important players in the success of the 2013 Seminole defense...has played in 39 games out of 40 in his FSU career and has improved every year since playing as a true freshman...in 13 starts this season has set career highs for tackles, TFL and sacks...the nose guard is constantly double-teamed creating opportunities for the Seminole linebackers and blitzing corners...his ability to fill gaps and fight off offensive linemen is a key reason that FSU has the nation's third-best run defense...his 2.0 tackles for loss and 1.0 sacks at Pitt on Sept. 2 tied career highs in both categories...set a career high with 10 tackles in the ACC Championship Game versus Duke...recorded a then-season high seven tackles at Boston College...made two tackles and 1.0 TFL against Maryland...his lone tackle at Clemson was a seven-yard sack...posted three tackles and 1.0 TFL against NC State...registered six tackles at Wake Forest...recorded six tackles, 1.0 TFL and a QB hurry against Syracuse...had a monster game against Idaho – 4.5 TFLs, 2.5 sacks and led FSU with six total tackles.

JERNIGAN'S CAREER STATS

YR.	G	UA	A	TOT	TFL-YDS	PBU	FF	FR	INT	SACKS
2011	13	16	14	30	6.0-30	0	0	1	0	2.5-19
2012	13	22	24	46	8.0-30	0	0	0	0	1.5-12
2013	13	30	24	54	10.5-43	1	0	0	0	4.5-32
Tot	39	68	62	130	24.5-103	1	0	1	0	8.5-63

JERNIGAN'S CAREER HIGHS

Tackles	10, vs. Duke 2013
Tackles for Loss	4.5, Idaho 2013
Sacks	2.5, Idaho 2013



LB - CHRISTIAN JONES - 7
 6-4 • 235 • SR
 Winter Park, Fla./Lake Howell

All-ACC Second Team
Coaches All-ACC Second Team

2013: A versatile player who has been moved all over the defense in his career and has now assumed the role of an edge pass rusher from his strong-side LB position...move has led to a career-best 7.5 TFL to go along with multiple sacks for the third time in his four-year career...named one of the best in the ACC by Athlon, the league's media and coaches...leads the team with six quarterback hurries, twice as many as any other Seminole...third on the team in TFL and fourth in sacks...tied for the team lead with five tackles at Florida, including 2.0 tackles for loss...posted eight tackles – including 2.0 TFLs and a sack – at Clemson...made eight stops against Pitt in the season-opener on Sept. 2...recorded seven tackles – including a tackle for loss – against Boston College...made the first interception of his career and added a tackle and a QB hurry at Wake Forest...four tackles with a 1-yard sack against NC State.

JONES' CAREER STATS

YR.	G	UA	A	TOT	TFL-YDS	PBU	FF	FR	INT	SACKS
2010	14	11	7	18	3.0-20	1	0	1	0	3.0-20
2011	13	33	23	56	6.0-20	2	2	1	0	3.0-16
2012	14	48	47	95	7.0-19	3	0	2	0	0.0-0
2013	12	30	19	49	7.5-20	0	0	0	1	2.0-3
Tot	53	122	96	218	23.5-79	6	2	4	1	8.0-39

JONES' CAREER HIGHS

Tackles	14, at NC State 2012
Tackles for Loss	3.0, vs. Duke 2012
Sacks	1.0 (eight times), last NC State 2013

FLORIDA STATE DEFENSE



DB - LAMARCUS JOYNER - 20
5-8 • 190 • SR
Ft. Lauderdale, Fla./St. Thomas Aquinas

*****Unanimous All-America*****
Jim Thorpe Award Finalist
Bronko Nagurski Award Finalist
Associated Press All-America First Team
FWAA All-America First Team
AFCA All-America First Team
Sporting News All-America First Team
Walter Camp All-America First Team
USA TODAY Sports All-America First Team
SI.com All-America First Team
Lindy's All-America First Team
ESPN.com All-America First Team
CBSSports.com All-America Second Team
Ultimate Herbie Award Winner
All-ACC First Team
Coaches All-ACC First Team

2013: The first Seminole DB to be named a consensus first team All-American since 2000... just the seventh DB in FSU history to garner consensus first team All-American honors joining players like Deion Sanders, LeRoy Butler and Terrell Buckley...named a first team All-American by eight different groups...one of the most versatile defensive players in America who has gone from starting 27 straight games at safety (2011-12) to an attacking corner in defensive coordinator Jeremy Pruitt's new scheme...leads the 'Noles with 5.0 sacks and is second on the team with 64 tackles...no defensive back in the country has more sacks than Joyner... the senior came back to school foregoing the NFL and set career-bests for tackles, TFL, sacks and forced fumbles...showed the nation how disruptive a force he could be in Pruitt's defense versus Clemson recording eight solo tackles, one sack, an interception and forced two fumbles leading directly to 17 points, more than Clemson scored the entire game...named Walter Camp National Defensive Player of the Week, Jim Thorpe Defensive Back of the Week, FWAA Bronko Nagurski National Defensive Player of the Week, Lott IMPACT Player of the Week, CFP National Defensive Back of the Week and ACC Defensive Back of the Week (among others) for his performance at Clemson...posted new career highs with 2.0 sacks and 2.0 tackles for loss at Pitt on Sept. 2...registered a team-high nine tackles at Pitt which also set a new career high...recorded six solo tackles and a pass break-up at Boston College on Sept. 28...four tackles, one TFL and a pass break-up against NC State...made six tackles with 0.5 TFL against Miami...registered four tackles and assisted on a five-yard sack at Wake Forest...had sacks on back-to-back plays (one assisted and one solo) against Syracuse...missed a sack attempt against Idaho's Taylor Davis, but ran down and tackled WR Dezmon Epps 68-yards downfield to save a touchdown; finished with four total tackles...tied for the team lead with five tackles at Florida and was also credited with a QB hurry...recorded his second INT of the season in the ACC Championship Game versus Duke.

JOYNER'S CAREER STATS

YR.	G	UA	A	TOT	TFL-YDS	PBU	FF	FR	INT	SACKS
2010	14	18	5	23	0.0-0	2	0	0	1	0.0-0
2011	13	38	16	54	2.0-7	7	0	0	4	1.0-3
2012	14	27	24	51	1.5-7	5	0	0	1	0.0-0
2013	13	43	21	64	6.5-54	4	3	0	2	5.0-51
Tot	54	126	66	192	10.0-68	18	3	0	8	6.0-54

JOYNER'S CAREER KICKOFF RETURN STATS

YR.	G	NO	YDS	AVG	TD	LG
2010		14	16	329	20.6	0
2011		13	13	397	30.5	0
2012		14	18	424	23.6	0
2013		10	5	110	22.0	0
Tot		51	52	1260	24.2	0

JOYNER'S CAREER HIGHS

Tackles	9, at Pitt 2013
Tackles for Loss	2.0, at Pitt 2013
Interceptions	1 (seven times), last at Clemson 2013
Sacks	2.0, at Pitt 2013
Forced Fumbles	2, at Clemson 2013

JOYNER'S CAREER HIGHS KICKOFF RETURNS

Returns	5, Clemson 2012
Yards	185, Clemson 2012
Long	90, Clemson 2012



DT - NILE LAWRENCE-STAMPLE - 99
6-1 • 305 • R-SO
Ft. Lauderdale, Fla./Nova

2013: Starter at defensive tackle next to Timmy Jernigan...made six starts this season including the last two games of the year versus Florida and Duke...played in 12 games...set career-bests for tackles and TFL...made his first career start at Pitt on Sept. 2...recorded a season-high three tackles at Boston College on Sept. 28...tied a season high with three tackles - including 1.0 TFL - against Maryland.

LAWRENCE-STAMPLE'S CAREER STATS

YR.	G	UA	A	TOT	TFL-YDS	PBU	FF	FR	INT	SACKS
2012	8	4	6	10	1.0-2	0	0	0	0	0.0-0
2013	12	7	7	14	1.5-2	0	0	0	0	0.0-0
Tot	20	11	13	24	2.5-4	0	0	0	0	0.0-0

LAWRENCE-STAMPLE'S CAREER HIGHS

Tackles	4, Boston College 2012
Tackles for Loss	1.0, Maryland 2013



LB - E.J. LEVENBERRY - 10
6-3 • 236 • FR
Woodbridge, Va./C.D. Hylton

2013: Another impressive true freshman who has made a major impact in 2013 appearing in all 13 games and making one start...intercepted a pass and returned it 78 yards for a touchdown against Idaho; added two tackles...led the team and set a new career high with eight tackles, 1.0 TFL and one pass break-up against NC State...registered four tackles and forced a fumble against Maryland...tied for second on the team with six tackles at Wake Forest...added six tackles against Syracuse.

LEVENBERRY'S CAREER STATS

YR.	G	UA	A	TOT	TFL-YDS	PBU	FF	FR	INT	SACKS
2013	13	18	21	39	1.0-1	1	1	0	1	0.0-0

LEVENBERRY'S CAREER HIGHS

Tackles	8, NC State 2013
Tackles for Loss	1.0, NC State 2013
Interceptions	1, Idaho 2013



DT - DEMONTE McALLISTER - 97
6-2 • 290 • R-SR
Tampa, Fla./Alonso

2013: Joins with fellow senior Jacobbi McDaniel as back-ups along the Seminole defense front four...played in 10 games and made one start versus Bethune-Cookman at LE...made four tackles and was credited with a QB hurry against Nevada...had a tackle in his first career start against Bethune-Cookman...registered four tackles and added a pass break-up at Boston College...posted four tackles at Wake Forest...two tackles and 1.0 TFL against Syracuse.

McALLISTER'S CAREER STATS

YR.	G	UA	A	TOT	TFL-YDS	PBU	FF	FR	INT	SACKS
REDSHIRT SEASON										
2010	12	8	8	16	7.0-22	1	0	0	0	3.0-14
2011	13	3	2	5	0.0-0	0	0	0	0	0.0-0
2012	13	12	21	33	5.0-31	0	1	0	0	3.5-27
2013	10	7	14	21	1.0-1	1	0	0	0	0.0-0
Tot	48	30	45	75	13.0-54	2	1	0	0	6.5-41

McALLISTER'S CAREER HIGHS

Tackles	5 (three times), last vs. Georgia Tech 2012
Tackles for Loss	2.0 (twice), last at Virginia 2010
Sacks	1.5, Samford 2010

FLORIDA STATE DEFENSE



DT - JACOBBI McDANIEL - 55
6-0 • 295 • R-SR
Greenville, Fla./Madison County

2013: Joins with fellow senior Demonte McAllister as back-ups along the Seminole defense front four...played in all 13 games...also sees action as a fullback in some formations...made four tackles including a tackle for loss against Nevada...added four stops versus Bethune-

Cookman...registered three tackles, 0.5 TFLs and a pass break-up against Maryland...posted one tackle, which was a 0.5 TFL, against Miami...intercepted a pass and added a tackle against Idaho.

McDANIEL'S CAREER STATS

YR.	G	UA	A	TOT	TFL-YDS	PBU	FF	FR	INT	SACKS
2009	13	13	12	25	4.0-16	0	2	0	0	1.0-10
2010	14	15	16	31	5.5-23	3	0	0	1	0.5-4
2011	6	1	8	9	1.0-1	0	0	0	0	0.0-0
2012 REDSHIRT SEASON										
2013	13	15	13	28	2.0-4	1	0	0	1	0.0-0
Tot	46	44	49	93	12.5-44	4	2	0	2	1.5-14

McDANIEL'S CAREER HIGHS

Tackles	6, Maryland 2009
Tackles for Loss	2.0 (twice), last Samford 2010
Sacks	1.0, Jacksonville State 2009
Interceptions	1 (twice), last Idaho 2013



DT - DERRICK MITCHELL JR. - 11
6-4 • 301 • R-SO
Jacksonville, Fla./First Coast

2013: Redshirt sophomore showed potential in his first season on the field after a redshirt in 2011 and missing all of 2012 with a back injury...played in seven games providing depth along the defensive line...matched his career high of two tackles and had his first TFL and sack

against Idaho.

MITCHELL'S CAREER STATS

YR.	G	UA	A	TOT	TFL-YDS	PBU	FF	FR	INT	SACKS
2013	7	5	2	7	1.0-5	0	0	0	0	1.0-5

MITCHELL'S CAREER HIGHS

Tackles	2 (three times), last Idaho 2013
Tackles for Loss	1.0, Idaho 2013
Sacks	1.0, Idaho 2013



LB - REGGIE NORTHRUP - 5
6-1 • 220 • SO
Jacksonville, Fla./First Coast

2013: Back-up linebacker who continues to improve and earn more reps in his second season...set new career highs in every category including tackles, TFL and PBU...seventh on the team with 46 tackles but has not started a game in 2013...set new career high with 11

tackles and a QB hurry against Syracuse...tallied five tackles against Bethune-Cookman...made three tackles – including 1.0 TFL – against Maryland...tied a career high with six tackles against NC State...led the team and set a new career high with eight tackles, including 0.5 TFL, at Wake Forest.

NORTHRUP'S CAREER STATS

YR.	G	UA	A	TOT	TFL-YDS	PBU	FF	FR	INT	SACKS
2012	13	5	5	10	1.0-1	0	0	0	0	0.0-0
2013	13	22	24	46	2.5-4	1	0	0	0	0.0-0
Tot	26	27	29	56	3.5-5	1	0	0	0	0.0-0

NORTHRUP'S CAREER HIGHS

Tackles	11, Syracuse 2013
Tackles for Loss	1.0 (three times), last Maryland 2013



DB - JALEN RAMSEY - 13
6-1 • 195 • FR
Smyrna, Tenn./Brentwood Academy

College Football News Freshman All-America First Team
CampusInsiders.com Freshman All-America First Team
247Sports.com True Freshman All-America First Team

2013: One of the country's top freshmen who started all 13 games for the Seminoles third-ranked defense and the nation's top pass defense at the free safety spot...made his first career start at Pitt on Sept. 2, becoming the first true freshman to start at cornerback since Deion Sanders in 1985...grabbed an interception at Pitt which helped set up FSU's first touchdown of the season...had five tackles against Nevada...had first career sack versus Bethune-Cookman...recorded a career-high seven tackles – all solo tackles – at Boston College on Sept 28...registered six tackles at Clemson...recovered a fumble and returned it 23 yards for a touchdown at Wake Forest...recorded three tackles and a TFL in the Seminoles win over Duke in the ACC Championship Game.

RAMSEY'S CAREER STATS

YR.	G	UA	A	TOT	TFL-YDS	PBU	FF	FR	INT	SACKS
2013	13	32	12	44	2.0-18	1	1	1	1	1.0-12

RAMSEY'S CAREER HIGHS

Tackles	7, at Boston College 2013
Tackles for loss	1.0 (twice), last vs. Duke 2013
Sacks	1.0, Bethune-Cookman 2013
Interceptions	1, at Pitt 2013



DB - KEELIN SMITH - 37
6-3 • 185 • R-SO
Fort Pierce, Fla./Treasure Coast

2013: Another young Seminole defender who has seen action in a majority of FSU's games (12) and continued to show improvement and prepare to battle for an even bigger role in 2014...set career-bests for tackles, interceptions and TFL...set a new career high with four tackles against Bethune

Cookman...had two tackles, including a career-high 1.0 TFLs, against NC State...made two tackles, intercepted a pass and broke up another one against Idaho.

SMITH'S CAREER STATS

YR.	G	UA	A	TOT	TFL-YDS	PBU	FF	FR	INT	SACKS
2011 REDSHIRT SEASON										
2012	13	6	3	9	0.5-1	1	0	0	0	0.0-0
2013	12	11	5	16	1.0-1	1	0	0	1	0.0-0
Tot	25	17	8	25	1.5-2	2	0	0	1	0.0-0

SMITH'S CAREER HIGHS

Tackles	4, Bethune-Cookman 2013
Tackles for Loss	1.0, NC State 2013
Interceptions	1, Idaho 2013



LB - TELVIN SMITH - 22
 6-3 • 218 • SR
 Valdosta, Ga./Lowndes County

SI.com All-America Honorable Mention
 Coaches All-ACC First Team
 All-ACC Second Team

2013: FSU's leading tackler and one of the senior leaders who has played a huge role on and off the field in leading the Seminoles to the BCS National Championship game... first 'Nole in 20 years with two pick-6s in a season (68-yd TD vs. B-CU and 79-yd TD vs. Idaho)...in 18th place in FSU history with 29.0 tackles for loss after two more in the ACC Championship Game...second on the team in TFL...second on the team in interceptions and leads the defense in interception return yards (3-147)...named ACC Linebacker of the Week on Sept. 30 and Co-LB of the Week on Oct. 21...tied a career high with 2.0 tackles for loss in the season opener at Pitt on Sept. 2...returned an interception 68 yards for a touchdown against Bethune-Cookman...tied a career high with 2.0 tackles for loss, recorded his first sack of the season and finished with 10 total tackles at Boston College on Sept. 28... made five tackles and was credited with a pass break-up against Maryland...tied a career high with 11 tackles, including 1.0 TFL and a pass break-up at Clemson...posted six tackles, one pass break-up and recovered a fumble against NC State...four tackles, with 1.0 tackles for loss against Miami...had three tackles, including 0.5 TFL, at Wake Forest...registered four tackles, 1.0 TFL and a pass break-up against Syracuse...made four tackles and returned an interception 79 yards for a TD against Idaho; it was his second INT and TD of the season...recorded three tackles and recovered a fumble at Florida...had a monster ACC Championship Game with eight tackles, two TFL, an INT and a sack leading the team in each of those categories except tackles, which he was second.

SMITH'S CAREER STATS

YR.	G	UA	A	TOT	TFL-YDS	PBU	FF	FR	INT	SACKS
2010	14	13	5	18	1.5-7	0	0	0	0	1.0-6
2011	12	28	14	42	8.5-51	3	1	2	1	3.0-31
2012	14	37	27	64	9.5-53	3	1	0	0	1.0-12
2013	13	50	25	75	9.5-25	4	0	2	3	2.0-8
Tot	53	128	71	199	29.0-136	10	2	4	4	7.0-57

SMITH'S CAREER HIGHS

Tackles	11 (twice), last at Clemson 2013
Tackles for Loss	2.0 (eight times), last vs. Duke 2013
Sacks	2.0, Maryland 2011
Interceptions	1 (four times), last vs. Duke 2013



LB - TERRANCE SMITH - 24
 6-4 • 215 • R-SO
 Decatur, Ga./Southwest DeKalb

All-ACC Honorable Mention
 College Football News Sophomore All-America Second Team

2013: Redshirt sophomore is another player who took a huge leap from 2012 to 2013...started nine games at the Mike LB spot while finishing third on the team in tackles...recorded multiple sacks, multiple PBU and multiple TFL...posted his first pass break-up at Pitt on Sept. 2...led the team with 12 tackles in his first career start against Bethune-Cookman - matching his previous career total - and registered his first career sack...registered five tackles at Clemson...five tackles including an eight-yard sack against NC State...made 10 tackles, including 0.5 tackles for loss, to lead the team against Miami...had his first interception, to go along with two tackles and a pass break-up at Wake Forest...totalled five tackles against Syracuse...recorded four tackles and a PBU versus Duke in the ACC Championship Game.

SMITH'S CAREER STATS

YR.	G	UA	A	TOT	TFL-YDS	PBU	FF	FR	INT	SACKS
2011	2	0	1	1	0.0-0	0	0	0	0	0.0-0
2012	13	8	1	9	1.5-5	0	0	0	0	0.0-0
2013	13	32	23	55	2.5-17	3	0	0	1	2.0-16
Tot	28	40	25	65	4.0-22	3	0	0	1	2.0-16

SMITH'S CAREER HIGHS

Tackles	12, Bethune-Cookman 2013
Tackles for Loss	1.0 (twice), last NC State 2013
Sacks	1.0 (twice), last NC State 2013
Interceptions	1, at Wake Forest 2013



DB - NICK WAISOME - 14
 5-10 • 176 • JR
 Groveland, Fla./South Lake

2013: Junior who played in 12 games this season and 36 in his three-year career...broke up a pass and had a tackle against Nevada...posted his first tackle for loss against Bethune-Cookman...recorded a season-high three tackles against NC State and Idaho.

WAISOME'S CAREER STATS

YR.	G	UA	A	TOT	TFL-YDS	PBU	FF	FR	INT	SACKS
2011	11	1	0	1	0.0-0	0	0	0	0	0.0-0
2012	13	14	7	21	0.0-0	7	0	0	1	0.0-0
2013	12	10	1	11	1.0-1	2	0	0	0	0.0-0
Tot	36	25	8	33	1.0-1	9	0	0	1	0.0-0

WAISOME'S CAREER HIGHS

Tackles	5, USF 2012
Interceptions	1, Clemson 2012



DE - DEMARCUS WALKER - 44
 6-3 • 270 • FR
 Jacksonville, Fla./Sandalwood

2013: Started three games (Pitt, BCU and BC) and played in 12...made his first career start at Pitt on Sept. 2...had three stops against Bethune-Cookman...set a new career high with four tackles against NC State... posted three tackles against Syracuse...recorded two tackles, both for a loss and included a sack (both career highs), against Idaho.

WALKER'S CAREER STATS

YR.	G	UA	A	TOT	TFL-YDS	PBU	FF	FR	INT	SACKS
2013	12	9	9	18	2.0-9	0	0	0	0	1.0-7

WALKER'S CAREER HIGHS

Tackles	4, NC State 2013
Tackles for Loss	2.0, Idaho 2013
Sacks	1.0, Idaho 2013



DB - MARQUEZ WHITE - 27
 6-0 • 171 • FR
 Dothan, Ala./Northview

2013: Another true freshman who played double digit games (11) in 2013...recorded two tackles at Clemson...set a new career high with four tackles and recorded his first TFL against NC State...intercepted his first career pass and added a tackle at Wake Forest.

WHITE'S CAREER STATS

YR.	G	UA	A	TOT	TFL-YDS	PBU	FF	FR	INT	SACKS
2013	11	8	4	12	1.0-1	0	0	0	1	0.0-0

WHITE'S CAREER HIGHS

Tackles	4, NC State 2013
Tackles for Loss	1.0, NC State 2013
Interceptions	1, at Wake Forest 2013



DB - P.J. WILLIAMS - 26
 6-0 • 190 • SO
 Ocala, Fla./Vanguard

All-ACC Honorable Mention
 College Football News Sophomore All-America Second Team

2013: Starting CB for the nation's No. 1 ranked pass defense...after an excellent true freshman campaign Williams blossomed into his starting role in 2013... set career bests in tackles, PBU and interceptions...after combining for 1 PBU/INT as a freshman he upped that number to 7 PBU and 1 INT this season...recorded three more PBU than anyone else on the team...set a new career high with five tackles - all solo - at Florida...recorded his first career interception and tied a career high with four tackles at Boston College...had a pass breakup and a tackle against Bethune-Cookman...posted three tackles at Clemson...made two tackles, intercepted a pass and broke up another against Miami...had two tackles, 1.0 TFL and a pass break-up against Idaho.

WILLIAMS' CAREER STATS

YR.	G	UA	A	TOT	TFL-YDS	PBU	FF	FR	INT	SACKS
2012	14	9	5	14	1.0-10	1	0	0	0	0.0-0
2013	12	16	12	28	1.0-7	7	0	0	2	0.0-0
Tot	26	25	17	42	2.0-17	8	0	0	2	0.0-0

WILLIAMS' CAREER HIGHS

Tackles	5, at Florida 2013
Tackles for Loss	1.0 (twice), last Idaho 2013
Interceptions	1 (twice), last Miami 2013

FLORIDA STATE SPECIAL TEAMS



K - ROBERTO AGUAYO - 19

6-1 • 203 • R-FR
Mascotte, Fla./South Lake

- *****Lou Groza Collegiate Place-Kicker Award Winner*****
- Associated Press All-America First Team
- Walter Camp Football All-America First Team
- USA TODAY Sports All-America First Team
- CBSSports.com All-America First Team
- Lindy's USA TODAY Sports All-America First Team
- SI.com All-America Honorable Mention
- College Football News Freshman All-America First Team
- Athlon Sports Freshman All-America First Team
- Sporting News Freshman All-America First Team
- Coaches All-ACC First Team
- All-ACC Second Team

2013: Freshman kicker not only had one of the most prolific seasons in FSU history but he is in the midst of one of the single best seasons by a kicker in NCAA history...set new records for single season scoring at both FSU and in ACC history...he is 10 points away from breaking the single season NCAA record for points by a kicker...single-handedly outscored FSU's opponent's this season (147-139)...outscored 8 of FSU's 12 opponents by himself this season...has made 109 of his 110 kicks (.991)...currently 90-90 on extra point attempts and will set the NCAA record for most extra points made in a season without a miss if he converts all of his chances in the BCS National Championship Game...the highest scoring kicker in the nation and the fourth-highest scoring player overall...outside of QB's, second in the nation in the NCAA rankings for percentage of points responsible for and is 40th overall...has made 90 extra points this season to set a new ACC and FSU record for single-season PATs (old record - 67, Scott Bentley, 1995)...converted the first 70 kicks of his career - 12 field goals and 58 PATs - setting a new FSU record for consecutive kicks made to begin a career before missing a 43-yard field goal at WF...kicked a career-long 53-yard field goal against Syracuse...named ACC Specialist of the Week after kicking two field goals and five PATs against Nevada...scored a career-high 15 points on six PATs and three field goals at Clemson...named the Lou Groza Star of the Week on Oct. 21...scored 14 points on a career-high and ACC-record-tying 11 PATs and a field goal against Idaho.

AGUAYO'S CAREER STATS

YR.	G	FGM-FGA	LG	PATS	PTS
2013	13	19-20	53	90-90	147

AGUAYO'S CAREER HIGHS

Field Goals	3 (twice), last at Florida 2013
Long Field Goal	53, Syracuse 2013
PATs	11, Idaho 2013
Kickoffs	10 (four times), last Idaho 2013
Touchbacks	7, at Wake Forest 2013
Points	15, at Clemson 2013



P - CASON BEATTY - 38

6-3 • 229 • SO
Charlotte, N.C./Olympic

2013: Seminoles starting punter the last two seasons...has only surrendered two touchbacks in 2013 and four in his career...11 of his 36 punts have been downed inside the 20-yard line...coming off his best game in the ACC Championship with a career long 59 yard punt and two of his

four punts downed inside the 20...tied a career high with six punts, with two downed inside the 20, at Wake Forest

BEATTY'S CAREER STATS

YR.	G	PUNTS	YARDS	AVG	LG	TB	FC	I20	BLK
2012	14	47	1798	38.3	54	2	23	23	2
2013	13	36	1468	40.8	59	2	10	11	0
Tot	27	83	3266	39.3	59	4	33	34	2

BEATTY'S CAREER HIGHS

Punts	6 (three times), last at Wake Forest 2013
Yards	237, at NC State 2012
Average	53.0 (1-53), Nevada 2013
Long	59, Duke 2013

FSU SINGLE-GAME, SEASON & CAREER RECORDS

PASSING RECORDS

SINGLE-GAME YARDS

	Opponent	Year	Yards	
1.	Chris Weinke	Duke	2000	536
2.	Chris Weinke	Clemson	2000	521
3.	Bill Cappleman	Memphis State	1969	508
4.	Chris Weinke	Miami	2000	496
5.	Peter Tom Willis	Memphis State	1989	482
6.	Thad Busby	NC State	1997	463
7.	Danny Kanell	Virginia	1995	454
8.	Charlie Ward	Florida	1993	446
9.	Jameis Winston	Clemson	2013	444
10.	Chris Weinke	Georgia Tech	2000	443
11.	EJ Manuel	Boston College	2012	439
12.	Bill Cappleman	South Carolina	1968	437
13.	Danny Kanell	Maryland	1994	427
14.	Peter Tom Willis	Nebraska ('90 Fiesta)	1989	422
15.	Danny Kanell	Florida	1994	421
16.	Gary Huff	Houston	1972	409
17.	Thad Busby	Georgia Tech	1997	399
18.	Christian Ponder	North Carolina	2009	395
	Charlie Ward	Maryland	1992	395
20.	Chris Rix	Colorado	2003	394
	Danny Kanell	Duke	1994	394

SEASON YARDS

	Year	Yards	
1.	Chris Weinke	2000	4167
2.	Jameis Winston	2013	3820
3.	EJ Manuel	2012	3392
4.	Thad Busby	1997	3317
5.	Drew Weatherford	2005	3208
6.	Peter Tom Willis	1989	3124
7.	Chris Rix	2003	3107
8.	Chris Weinke	1999	3103
9.	Charlie Ward	1993	3032
10.	Danny Kanell	1995	2957
11.	Gary Huff	1972	2893
12.	Danny Kanell	1994	2781
13.	Gary Huff	1971	2736
14.	Chris Rix	2001	2734
15.	Christian Ponder	2009	2717
16.	EJ Manuel	2011	2666
17.	Charlie Ward	1992	2647
18.	Casey Weldon	1991	2527
19.	Chris Weinke	1998	2487
20.	Bill Cappleman	1969	2467

CAREER YARDS

	Years	Yards
1.	Chris Weinke (97-00)	9839
2.	Chris Rix (01-04)	8390
3.	EJ Manuel (09-12)	7736
4.	Drew Weatherford (05-08)	7567
5.	Christian Ponder (07-10)	6872
6.	Gary Huff (70-72)	6378
7.	Danny Kanell (92-95)	6372
8.	Thad Busby (94-97)	5916
9.	Charlie Ward (89-93)	5747
10.	Bill Cappleman (67-69)	4904
11.	Casey Weldon (88-91)	4628
12.	Peter Tom Willis (86-89)	4291
13.	Jimmy Jordan (76-79)	4144
14.	Chip Ferguson (85-88)	3846
15.	Jameis Winston (13-Pr.)	3820
16.	Wally Woodham (75, 77-79)	3550
17.	Kelly Lowrey (80-83)	3469

SINGLE-GAME COMPLETIONS

	Opponent	Year	Comp.	
1.	Danny Kanell	Georgia Tech	1995	41
2.	Danny Kanell	Florida	1994	40
3.	Charlie Ward	Florida	1993	38
4.	Chris Weinke	Duke	2000	37
	Kim Hammond	Penn State (Gator)	1967	37
6.	Drew Weatherford	Duke	2007	35
	Drew Weatherford	Virginia	2005	35
8.	Christian Ponder	North Carolina	2009	33
9.	Drew Weatherford	Boston College	2006	32
	Chris Weinke	BYU	2000	32
	Danny Kanell	Virginia	1995	32
12.	Charlie Ward	Notre Dame	1993	31
	Bill Cappleman	Memphis State	1969	31
14.	Drew Weatherford	Troy	2006	30
	Thad Busby	Georgia Tech	1997	30
16.	Chris Rix	Colorado	2003	30
17.	Christian Ponder	Boston College	2009	29
	Drew Weatherford	Boston College	2007	29
	Chris Weinke	Miami	2000	29
20.	Adrian McPherson	Wake Forest	2002	28
	Danny Kanell	NC State	1995	28
	Danny Kanell	Wake Forest	1995	28
	Danny McManus	Nebraska ('88 Fiesta)	1987	28
	Kelly Lowrey	East Carolina	1983	28
	Gary Pajcic	Virginia Tech	1966	28

SEASON COMPLETIONS

	Year	Att.	Comp.	
1.	Drew Weatherford	2005	469	276
2.	Chris Weinke	2000	431	266
3.	Charlie Ward	1993	380	264
4.	EJ Manuel	2012	387	263
5.	Danny Kanell	1995	402	257
6.	Jameis Winston	2013	349	237
7.	Thad Busby	1997	390	235
8.	Chris Weinke	1999	377	232
9.	Christian Ponder	2009	330	227
	Danny Kanell	1994	380	227
11.	Chris Rix	2003	382	216
12.	Peter Tom Willis	1989	346	211
13.	Gary Huff	1972	385	206
14.	Charlie Ward	1992	365	204
15.	EJ Manuel	2011	311	203
16.	Casey Weldon	1991	313	189
17.	Christian Ponder	2010	299	184
	Gary Huff	1971	327	184
19.	Bill Cappleman	1969	344	183
20.	Drew Weatherford	2007	318	181

CAREER COMPLETIONS

	Years	Att.	Comp.
1.	Chris Weinke (97-00)	1107	650
2.	Drew Weatherford (05-08)	1128	644
3.	EJ Manuel (09-12)	897	600
4.	Christian Ponder (07-10)	965	596
5.	Chris Rix (01-04)	1042	575
6.	Danny Kanell (92-95)	851	529
7.	Charlie Ward (89-93)	759	473
8.	Gary Huff (70-72)	796	436
9.	Thad Busby (94-97)	715	421
10.	Bill Cappleman (67-69)	636	349
11.	Casey Weldon (88-91)	545	323
12.	Peter Tom Willis (86-89)	500	304
13.	Jimmy Jordan (76-79)	595	298
14.	Chip Ferguson (85-88)	496	281
15.	Wally Woodham (75, 77-79)	476	273
16.	Kelly Lowrey (80-83)	464	252
	Steve Tensi (62-64)	472	252
18.	Rick Stockstill (77-81)	447	250
19.	Danny McManus (83-87)	455	248
20.	Jameis Winston (13-Pr.)	349	237

SEASON TD PASSES

	Year	TDs	
1.	Jameis Winston	2013	38
2.	Chris Weinke	2000	33
3.	Danny Kanell	1995	32
4.	Charlie Ward	1993	27
5.	Chris Weinke	1999	25
	Thad Busby	1997	25
	Gary Huff	1972	25
	Bill Cappleman	1968	25
9.	Chris Rix	2001	24
10.	EJ Manuel	2012	23
	Chris Rix	2003	23
	Gary Huff	1971	23
13.	Charlie Ward	1992	22
	Casey Weldon	1991	22
15.	Christian Ponder	2010	20
	Peter Tom Willis	1989	20
17.	Chris Weinke	1998	19
18.	EJ Manuel	2011	18
	Drew Weatherford	2005	18
20.	Danny Kanell	1994	17

CAREER TD PASSES

	Years	TDs
1.	Chris Weinke (97-00)	79
2.	Chris Rix (01-04)	63
3.	Danny Kanell (92-95)	57
4.	Gary Huff (70-72)	52
5.	Charlie Ward (89-93)	49
6.	EJ Manuel (09-12)	47
7.	Thad Busby (94-97)	46
8.	Christian Ponder (07-10)	45
9.	Casey Weldon (88-91)	41
10.	Jimmy Jordan (76-79)	39
	Bill Cappleman (67-69)	39
12.	Jameis Winston (13-Pr.)	38
13.	Drew Weatherford (04-07)	37
14.	Chip Ferguson (85-88)	34
15.	Peter Tom Willis (86-89)	33
16.	Christian Ponder (07-09)	29
17.	Steve Tensi (62-64)	28
18.	Rick Stockstill (77, 79-81)	26
19.	Danny McManus (84-87)	25
20.	Kelly Lowrey (79-83)	24

FSU SINGLE GAME, SEASON & CAREER RECORDS

RUSHING RECORDS

SINGLE-GAME YARDS

	Opponent	Year	Yards	
1.	Greg Allen	Western Carolina	1981	322
2.	Sammie Smith	East Carolina	1987	244
3.	Greg Allen	Arizona State	1984	223
4.	Sammie Smith	Tulane	1988	212
	Victor Floyd	South Carolina	1985	212
6.	Sammie Smith	Indiana (All-American)	1986	205
7.	Greg Allen	Louisiana State	1981	202
8.	Greg Allen	Louisiana State	1983	201
	Tony Smith	Oklahoma State	1982	201
10.	Chris Thompson	Wake Forest	2012	197
11.	Leon Washington	West Virginia	2004	195
12.	Greg Jones	Miami	2002	189
	Sammie Smith	Miami	1987	189
14.	Sam Platt	Memphis State	1980	188
15.	Jermaine Thomas	NC State	2009	186
16.	Warrick Dunn	Florida	1996	185
17.	Warrick Dunn	Miami	1995	184
18.	Warrick Dunn	Clemson	1995	180
19.	Warrick Dunn	Georgia Tech	1994	174
	Greg Jones	Virginia	2002	173
	Greg Allen	Louisville	1982	173

SEASON YARDS

	Year	Att.	Yards	
1.	Warrick Dunn	1995	166	1242
2.	Sammie Smith	1987	172	1230
3.	Warrick Dunn	1996	189	1180
4.	Greg Allen	1983	200	1134
5.	Warrick Dunn	1994	152	1026
6.	Larry Key	1977	239	1117
7.	Mark Lyles	1979	225	1011
8.	Leon Washington	2004	132	988
9.	Sam Platt	1980	224	983
10.	Amp Lee	1991	186	977
11.	Greg Allen	1984	133	971
12.	Lorenzo Booker	2004	173	948
13.	Hodges Mitchell	1972	192	944
14.	Devonta Freeman	2013	162	943
15.	Greg Jones	2002	161	938

CAREER YARDS

	Years	Att.	Yards	
1.	Warrick Dunn	(93-96)	575	3959
2.	Greg Allen	(81-84)	624	3769
3.	Travis Minor	(97-00)	664	3218
4.	Larry Key	(74-77)	625	2953
5.	Sammie Smith	(85-88)	411	2539
6.	Greg Jones	(00-03)	480	2535
7.	Lorenzo Booker	(03-06)	477	2389
8.	Antone Smith	(05-08)	493	2255
9.	Mark Lyles	(76-79)	515	2218
10.	Devonta Freeman	(11-Pr.)	393	2182
11.	Sean Jackson	(90-93)	347	2133
12.	Amp Lee	(89-91)	405	2092
13.	Jermaine Thomas	(08-11)	379	2083
14.	Leon Washington	(01-05)	369	2078
15.	Dexter Carter	(86-89)	327	1788
16.	Chris Thompson	(09-12)	277	1735
17.	Tom Bailey	(68-70)	381	1714
18.	Hodges Mitchell	(72-73)	363	1613
19.	Ricky Williams	(79-82)	320	1605
20.	Victor Floyd	(85-88)	265	1548

SEASON RUSHING TOUCHDOWNS

	Year	TDs	
1.	Greg Allen	1982	20
2.	Amp Lee	1990	16
3.	Antone Smith	2008	15
	Dayne Williams	1987	15
5.	Devonta Freeman	2013	13
	Warrick Dunn	1995	13
	Greg Allen	1983	13
8.	Warrick Dunn	1996	12
	Pooh Bear Williams	1995	12
10.	Karlos Williams	2013	11
	James Wilder Jr.	2012	11
	Zack Crockett	1994	11
	Amp Lee	1991	11
14.	Jermaine Thomas	2009	9
	Travis Minor	1997	9
	Rock Preston	1994	9
	William Floyd	1992	9
18.	James Wilder Jr.	2013	8

Devonta Freeman	2012	8
Lonnie Pryor	2012	8
Devonta Freeman	2011	8
Greg Jones	2002	8
Dexter Carter	1989	8
Greg Allen	1984	8
Greg Allen	1983	8
Kelly Lowrey	1983	8
Mark Lyles	1979	8
Jim Mankins	1966	8

CAREER RUSHING TOUCHDOWNS

	Years	TDs	
1.	Greg Allen	(81-84)	44
2.	Warrick Dunn	(93-96)	37
3.	Amp Lee	(89-91)	30
4.	Devonta Freeman	(11-Pr.)	29
5.	Travis Minor	(97-00)	28
6.	Antone Smith	(05-08)	26
7.	Dayne Williams	(86-88)	24
8.	Greg Jones	(00-03)	23
9.	James Wilder Jr.	(11-Pr.)	20
	Mark Lyles	(76-79)	20
11.	Jermaine Thomas	(08-11)	19
12.	Lonnie Pryor	(09-12)	18
13.	Rock Preston	(94-96)	17
	Pooh Bear Williams	(93, 95-96)	17
	Dexter Carter	(86-89)	17
16.	William McCray	(97-01)	16
	William Floyd	(91-93)	16
18.	Lorenzo Booker	(03-06)	15
	Sammie Smith	(86-88)	15

RECEIVING RECORDS

SINGLE-GAME RECEPTIONS

	Opponent	Year	Rec.	
1.	Ron Sellers	South Carolina	1968	16
2.	Ron Sellers	Wake Forest	1968	14
	Ron Sellers	Houston	1968	14
	Ron Sellers	Penn State (Gator)	1967	14
5.	Lawrence Dawsey	Miami	1990	13
	Kent Gaydos	Houston	1969	13
	Ron Sellers	Memphis State	1968	13
	Ron Sellers	Alabama	1967	13
	Ron Sellers	Virginia Tech	1966	13
	Fred Biletnikoff	Oklahoma ('65 Gator)	1964	13

SEASON RECEPTIONS

	Year	Rec.	
1.	Ron Sellers	1968	86
2.	Kez McCorvey	1993	74
3.	Peter Warrick	1999	71
	Andre Cooper	1995	71
5.	Ron Sellers	1967	70
6.	Barry Smith	1972	69
7.	Rashad Greene	2013	67
8.	Anquan Boldin	2002	65
	Lawrence Dawsey	1990	65
10.	Snoop Minnis	2000	63
11.	Preston Parker	2007	62
	Rhett Dawson	1971	62
13.	Rod Owens	2009	61
	Peter Warrick	1998	61
15.	Bert Reed	2009	60
	E.G. Green	1995	60
17.	Kez McCorvey	1994	59
18.	Bert Reed	2010	58
19.	Rashad Greene	2012	57
	Fred Biletnikoff	1964	57

--	Kenny Shaw	2013	52
--	Kelvin Benjamin	2013	50

CAREER RECEPTIONS

	Years	Rec.	
1.	Ron Sellers	(66-68)	212
2.	Peter Warrick	(96-99)	207
3.	Kez McCorvey	(91-94)	189
4.	Bert Reed	(08-11)	170
5.	E.G. Green	(94-97)	166
6.	Rashad Greene	(11-Pr.)	162
7.	Greg Carr	(05-08)	148
8.	Chris Davis	(03-06)	137
9.	Mike Shumann	(73-75, 77)	134
10.	De'Cody Fagg	(04-07)	132
	Andre Cooper	(93-96)	132
	Warrick Dunn	(93-96)	132

13.	Lawrence Dawsey	(87-90)	128
	Rhett Dawson	(69-71)	128
15.	Craponso Thorpe	(01-04)	123
16.	Kenny Shaw	(10-Pr.)	122
17.	Barry Smith	(70-72)	119
18.	Anquan Boldin	(99-02)	118
19.	Snoop Minnis	(97-00)	115
20.	Lorenzo Booker	(02-06)	114

SINGLE GAME RECEIVING YARDS

	Opponent	Year	Yards	
1.	Ron Sellers	Wake Forest	1968	260
2.	Ron Sellers	South Carolina	1968	259
3.	Peter Warrick	Clemson	1997	249
4.	Ron Sellers	Virginia Tech	1967	229
5.	Ron Sellers	Memphis State	1968	218
6.	Craponso Thorpe	Notre Dame	2003	217
7.	Ron Sellers	Houston	1968	214
8.	Kelvin Benjamin	Florida	2013	212
9.	Kez McCorvey	Duke	1994	207
10.	Craponso Thorpe	Colorado	2003	205
11.	Rod Owens	North Carolina	2009	199
12.	Javon Walker	Virginia Tech	2001	195
13.	Fred Biletnikoff	Oklahoma ('65 Gator)	1964	192
14.	Peter Warrick	Miami	1998	190
15.	Snoop Minnis	Florida	2000	187
16.	E.G. Green	NC State	1997	184
17.	Andre Cooper	Maryland	1995	182
	Fred Biletnikoff	Virginia Tech	1964	182
19.	Chauncey Stovall	Florida	2004	181
20.	Anquan Boldin	Notre Dame	2002	175

SEASON RECEIVING YARDS

	Year	Yards	
1.	Ron Sellers	1968	1496
2.	Snoop Minnis	2000	1340
3.	Barry Smith	1972	1243
4.	Peter Warrick	1998	1232
5.	Ron Sellers	1967	1228
6.	E.G. Green	1997	1059
7.	Anquan Boldin	2002	1011
8.	E.G. Green	1995	1007
9.	Andre Cooper	1995	1002
10.	Lawrence Dawsey	1990	999
11.	Craponso Thorpe	2003	994
12.	Fred Biletnikoff	1964	987
13.	Rashad Greene	2013	981
14.	Kez McCorvey	1993	966
15.	Kelvin Benjamin	2013	957
16.	Rhett Dawson	1970	946
17.	Javon Walker	2001	944
18.	Peter Warrick	1999	934
19.	Kenny Shaw	2013	929
20.	Peter Warrick	1997	884

CAREER RECEIVING YARDS

	Years	Yards	
1.	Ron Sellers	(66-68)	3598
2.	Peter Warrick	(96-99)	3517
3.	E.G. Green	(94-97)	2920
4.	Kez McCorvey	(91-94)	2660
5.	Greg Carr	(05-08)	2574
6.	Barry Smith	(70-72)	2392
7.	Rashad Greene	(11-Pr.)	2318
8.	Mike Shumann	(73-75, 77)	2306
9.	Craponso Thorpe	(01-04)	2153
10.	Lawrence Dawsey	(87-90)	2129
11.	Jessie Hester	(81-84)	2100
12.	Snoop Minnis	(97-00)	2098
13.	Bert Reed	(08-11)	2022
14.	Kenny Shaw	(10-Pr.)	1915
	Rhett Dawson	(69-71)	1915
16.	Chris Davis	(03-06)	1842
17.	Andre Cooper	(93-96)	1810
18.	Anquan Boldin	(99-02)	1790
19.	Hassan Jones	(82-85)	1764
20.	Jackie Flowers	(76-79)	1697

--	Kelvin Benjamin	(12-Pr.)	1452
----	-----------------	----------	------

FSU SINGLE GAME, SEASON & CAREER RECORDS

SEASON TD CATCHES

	Year	TDs
1. Andre Cooper	1995	15
2. Kelvin Benjamin	2013	14
3. Anquan Boldin	2002	13
Barry Smith	1972	13
5. Greg Carr	2006	12
Peter Warrick	1998	12
Ron Sellers	1968	12
8. Craphonso Thorpe	2003	11
Talman Gardner	2001	11
Snoop Minnis	2000	11
E.G. Green	1997	11
Fred Biletnikoff	1964	11
13. Atrewns Bell	2000	10
E.G. Green	1995	10
15. Rashad Greene	2013	9
Greg Carr	2005	9
Lawrence Dawsey	1988	9
Jessie Hester	1984	9
19. Talman Gardner	2002	8
Peter Warrick	1999	8
Peter Warrick	1997	8
Terry Anthony	1989	8
Terry Anthony	1988	8
Ron Sellers	1967	8
-- Nick O'Leary	2013	7
-- Kenny Shaw	2013	6

CAREER TD CATCHES

	Year	TDs
1. Peter Warrick	(96-99)	31
2. Greg Carr	(05-08)	29
E.G. Green	(94-97)	29
4. Barry Smith	(70-72)	25
5. Andre Cooper	(93-96)	24
6. Ron Sellers	(66-68)	23
7. Rashad Greene	(11-Pr.)	22
8. Anquan Boldin	(99-02)	21
Jessie Hester	(81-84)	21
10. Lawrence Dawsey	(87-90)	20
11. Talman Gardner	(99-02)	19
12. Kelvin Benjamin	(12-Pr.)	18
Craphonso Thorpe	(01-04)	18
14. Snoop Minnis	(99-00)	17
Terry Anthony	(86-89)	17
Hassan Jones	(82-85)	17
17. Kez McCorvey	(91-94)	16
Mike Shumann	(73-75, 77)	16
Fred Biletnikoff	(62-64)	16
20. Atrewns Bell	(98-01)	15
Jackie Flowers	(76-79)	15
-- Kenny Shaw	(10-Pr.)	14
-- Nick O'Leary	(11-Pr.)	11

Individual game Records

Passing		
Most Touchdown Passes:	6	Peter Tom Wills vs. Mem. St., 1989
	6	Chris Weinke vs. Maryland, 1999
Passing Yards:	536	Chris Weinke vs. Duke, 2000
Completions:	41	Danny Kanell vs. Georgia Tech, 1995
Attempts:	67	Danny Kannell vs. Virginia, 1995
Completion Pct.	92.6	Jameis Winston at Pitt, 2013
Rushing		
Most Rushing Yards:	322	Greg Allen vs. Western Carolina, 1981
Most Rushes:	34	Travis Minor vs. Texas A&M, 1998
Rushing TDs:	4	Antone Smith vs. Miami, 2008
	4	Greg Allen vs. Louisville, 1982
	4	Greg Allen vs. South Carolina, 1982
Most All-Purpose Yards:	417	Greg Allen vs. Western Carolina, 1981
Receiving		
Receptions:	16	Ron Sellers vs South Carolina, 1968
Receiving Yards:	260	Ron Sellers vs. Wake Forest, 1968
Receiving TDs:	5	Ron Sellers vs. Wake Forest, 1968
Defense:		
Most Tackles:	29	Dale McCullers vs. Texas A&M, 1968
Most Sacks:	6	Dale McCullers vs. Memphis State, 1967
Most TFLs:	6	Dale McCullers vs. Memphis State, 1967
Interceptions:	4	Mario Edwards vs. Wake Forest, 1998

DEFENSE RECORDS

SEASON TACKLES

	Year	Solo	Ast	Total
1. Aaron Carter	1977	82	99	181
2. Dale McCullers	1967	108	72	180
3. Reggie Herring	1980	92	78	170
4. Dale McCullers	1968	102	61	163
5. Henry Taylor	1984	80	79	159
6. Jimmy Heggins	1977	67	90	157
7. Paul McGowan	1987	97	53	150

CAREER TACKLES

	Years	Total
1. Aaron Carter	(74-77)	512
2. Ron Simmons	(77-80)	483
3. Reggie Herring	(77-80)	452
4. Paul McGowan	(84-87)	446
5. Kirk Carruthers	(88-91)	435
6. Michael Boulware	(00-03)	377
7. Ken Roe	(80-83)	373
8. Marvin Jones	(90-92)	369
9. Daryl Bush	(94-97)	362
10. Kendyll Pope	(00-03)	352
11. Henry Taylor	(81-84)	344
12. Bradley Jennings	(98-01)	341
13. Sam Cowart	(93-97)	338

SEASON QUARTERBACK SACKS

	Year	Sacks
1. Peter Boulware	1996	19
2. Andre Wadsworth	1997	16
3. Brandon Jenkins	2010	13.5
Everette Brown	2008	13.5
Reinard Wilson	1996	13.5
6. Bjoern Werner	2012	13
Alonzo Jackson	2002	13
8. Jamal Reynolds	2000	12
Ron Simmons	1977	12
10. Cornelius Carradine	2012	11
Reinard Wilson	1994	11
Carl Simpson	1991	11
13. Anthony Moss	1990	10.5
14. Greg Spires	1997	10
Peter Boulware	1995	10
Willie Jones	1978	10
17. Brodrick Bunkley	2005	9
Reinard Wilson	1995	9
Carl Simpson	1992	9
20. Shelton Thompson	1989	8.5

CAREER QUARTERBACK SACKS

	Years	Sacks
1. Reinard Wilson	(93-96)	35.5
2. Peter Boulware	(94-96)	34
3. Ron Simmons	(77-80)	25
4. Bjoern Werner	(10-12)	23.5
Jamal Reynolds	(97-00)	23.5
6. Everette Brown	(06-08)	23
Alonzo Jackson	(99-02)	23
Andre Wadsworth	(94-97)	23
9. Brandon Jenkins	(09-12)	22.5
10. Carl Simpson	(90-92)	21.5
Anthony Moss	(87-90)	21.5

SEASON TACKLES FOR LOSS

	Year	TFLs
1. Brodrick Bunkley	2005	25
2. Darnell Dockett	2001	22
3. Brandon Jenkins	2010	21.5
Everette Brown	2008	21.5
5. Corey Simon	1999	21
6. Darnell Dockett	2000	19
David Warren	2000	19
Andre Wadsworth	1997	19
9. Alonzo Jackson	2002	18.5
10. Bjoern Werner	2012	18
Lawrence Timmons	2006	18
Travis Johnson	2004	18
13. Geno Hayes	2007	17.5
14. Darnell Dockett	2003	17
Ron Simmons	1979	17
16. Corey Simon	1998	16
17. Derek Nicholson	2008	15
Kevin Emanuel	2002	15
Jamal Reynolds	2000	15
-- Timmy Jernigan	2013	10.5

CAREER TACKLES FOR LOSS

	Years	TFLs
1. Darnell Dockett	(00-03)	65
2. Everette Brown	(06-08)	46.5
3. Corey Simon	(96-99)	44
Ron Simmons	(77-80)	44
5. Travis Johnson	(01-04)	42.5
6. Kevin Emanuel	(00-03)	41
7. Brandon Jenkins	(09-11)	37.5
8. Brodrick Bunkley	(02-05)	37
9. Bjoern Werner	(10-12)	35
10. Dekoda Watson	(06-09)	32
Alonzo Jackson	(99-02)	32
12. Jeff Womble	(00-03)	32
Jerry Johnson	(96-99)	32
Paul McGowan	(84-87)	32
15. Eric Moore	(01-04)	30.5
16. Geno Hayes	(05-07)	29.5
17. Telvin Smith	(10-Pr.)	29
18. Markus White	(09-10)	28.5
19. Marvin Jones	(90-92)	27
20. Buster Davis	(03-06)	26.5
-- Timmy Jernigan	(11-Pr.)	24.5
-- Christian Jones	(10-Pr.)	23.5

SEASON INTERCEPTIONS


	Year	Ints
1. Terrell Buckley	1991	12
2. Monk Bonasorte	1979	8
Curt Campbell	1951	8
4. Samari Rolle	1997	7
Corey Sawyer	1992	7
LeRoy Butler	1989	7
7. Patrick Robinson	2007	6
Tay Cody	2000	6
Mario Edwards	1998	6
Corey Sawyer	1993	6
Terrell Buckley	1990	6
Larry Harris	1982	6
Bobby Butler	1979	6
J.T. Thomas	1970	6
Winfred Bailey	1964	6
Bud Whitehead	1959	6
Lee Corso	1954	6
Tom Feamster	1954	6
Tommy Brown	1952	6
Ted Hewitt	1949	6
-- Nate Andrews	2013	4

CAREER INTERCEPTIONS

	Years	Ints
1. Terrell Buckley	(89-91)	21
2. Monk Bonasorte	(77-80)	15
3. Deion Sanders	(85-88)	14
Lee Corso	(53-56)	14
5. Corey Sawyer	(91-93)	13
6. Tay Cody	(97-00)	12
Samari Rolle	(94-97)	12
Brian McCrary	(81-84)	12
Keith Jones	(78-80)	12
Curt Campbell	(50-52)	12
11. Eric Williams	(84-87)	11
Bobby Butler	(77-80)	11
Walt Sumner	(66-68)	11
Ted Hewitt	(48-50)	11
15. Pat Watkins	(02-05)	10
Dedrick Dodge	(85-89)	10
Bobby Jackson	(74-77)	10
J.T. Thomas	(70-72)	10
19. Tony Carter	(05-08)	9
Chris Hope	(98-01)	9
Leon Fowler	(88-92)	9
LeRoy Butler	(86-89)	9
Stan Shiver	(84-88)	9
Larry Harris	(80-83)	9
Harvey Clayton	(79-82)	9
John Crowe	(66-68)	9
Bud Whitehead	(58-60)	9
Tommy Brown	(50-52)	9
Ralph Chaudron	(47-49)	9

TWO THOUSAND THIRTEEN

FLORIDA STATE FOOTBALL



BOWL HISTORY



ALL-TIME BOWL RECORDS



EJ MANUEL finished the 2013 Discover Orange Bowl with 26 pass completions, which was third-most in a bowl game by an FSU QB.

INDIVIDUAL SCORING

MOST POINTS SCORED

- 24.....Fred Biletnikoff vs. Oklahoma, Gator (Jan. 2, 1965)
- 20.....Andre Cooper vs. Notre Dame, Orange (Jan. 1, 1996)
- 20.....Peter Warrick vs. Virginia Tech, Sugar (Jan. 4, 2000)
- 18.....Rhett Dawson vs. Arizona State, Fiesta (Dec. 27, 1971)

MOST TOUCHDOWNS

- 4.....Fred Biletnikoff vs. Oklahoma, Gator (Jan. 2, 1965)
- 3.....Rhett Dawson vs. Arizona State, Fiesta (Dec. 27, 1971)
- 3.....Andre Cooper vs. Notre Dame, Orange (Jan. 1, 1996)
- 3.....Peter Warrick vs. Virginia Tech, Sugar (Jan. 4, 2000)

MOST RUSHING TOUCHDOWNS

- 2.....Red Parish vs. Wofford, Cigar (Jan. 2, 1950)
- 2.....Greg Allen vs. West Virginia, Gator (Dec. 30, 1982)
- 2.....Sammie Smith vs. Indiana, All American (Dec. 31, 1986)
- 2.....Tanner Holloman vs. Indiana, All American (Dec. 31, 1986)
- 2.....Amp Lee vs. Penn State, Blockbuster (Dec. 28, 1990)
- 2.....William McCray vs. Ohio State, Sugar (Jan. 1, 1998)
- 2.....Lorenzo Booker vs. UCLA, Emerald (Dec. 27, 2006)
- 2.....Drew Weatherford vs. Kentucky, Music City (Dec. 31, 2007)
- 2.....Jermaine Thomas vs. West Virginia, Gator (Jan. 1, 2010)
- 2.....Lonnie Pryor vs. Northern Illinois, Orange (Jan. 1, 2013)

LONGEST RUSHING TOUCHDOWN

- 69.....Leon Washington vs. West Virginia, Gator (Jan. 1, 2005)
- 60.....Lonnie Pryor vs. Northern Illinois, Orange (Jan. 1, 2013)
- 37.....Lonnie Pryor vs. Northern Illinois, Orange (Jan. 1, 2013)
- 29.....Greg Allen vs. West Virginia, Gator (Dec. 30, 1982)
- 27..Chris Thompson vs. S. Carolina, Chick-fil-A (Dec. 31, 2010)

MOST PASSING TOUCHDOWNS

- 5.....Steve Tensi vs. Oklahoma, Gator (Jan. 2, 1965)
- 5.....Peter Tom Willis vs. Nebraska, Fiesta (Jan. 1, 1990)
- 4.....Danny Kanell vs. Notre Dame, Orange (Jan. 1, 1996)
- 4.....Chris Weinke vs. Virginia Tech, Sugar (Jan. 4, 2000)

LONGEST PASSING TOUCHDOWN

- 77.....Chris Rix to Javon Walker vs. Virginia Tech, Gator (Jan. 1, 2002)
- 73.....Warrick Dunn to 'OMar Ellison vs. Florida, Sugar (Jan. 2, 1995)
- 64.....Chris Weinke to Peter Warrick vs. Virginia Tech, Sugar (Jan. 4, 2000)

MOST RECEIVING TOUCHDOWNS

- 4.....Fred Biletnikoff vs. Oklahoma, Gator (Jan. 2, 1965)
- 3.....Rhett Dawson vs. Arizona State, Fiesta (Dec. 27, 1971)
- 3.....Andre Cooper vs. Notre Dame, Orange (Jan. 1, 1996)

MOST FIELD GOALS MADE

- 4.....Dustin Hopkins vs. S. Carolina, Chick-fil-A (Dec. 31, 2010)
- 4.....Dustin Hopkins vs. West Virginia, Gator (Jan. 1, 2010)
- 4.....Scott Bentley vs. Nebraska, Orange (Jan. 1, 1994)
- 3.....Frank Fontes vs. Arizona State, Fiesta (Dec. 27, 1971)
- 3.....Dan Mowrey vs. Florida, Sugar (Jan. 2, 1995)
- 3.....Xavier Beitia vs. Virginia Tech, Gator (Jan. 1, 2002)
- 3.....Xavier Beitia vs. West Virginia, Gator (Jan. 1, 2005)
- 3.....Gary Cismesia vs. UCLA, Emerald (Dec. 26, 2006)

NON-OFFENSIVE SCORING PLAYS

- 95-yard kickoff returnby Billy Allen vs. West Virginia, Gator (Dec. 30, 1982)
- 93-yard kickoff returnby Larry Key vs. Texas Tech, Tangerine (Dec. 23, 1977)
- 87-yard punt returnby Willie Reid vs. Penn State, Orange (Jan. 3, 2006)
- 86-yard interception returnby Tony Carter vs. UCLA, Emerald (Dec. 26, 2006)
- 75-yard fumble recovery.....by Derek Nicholson vs. Wisconsin, Champs Sports (Dec. 27, 2008)
- 69-yard interception returnby Howard Ehler vs. Oklahoma, Gator (Jan. 2, 1965)
- 59-yard punt returnby Peter Warrick vs. Virginia Tech, Sugar (Jan. 4, 2000)
- 51-yard fumble recovery.....by Dekoda Watson vs. Wisconsin, Champs Sports (Dec. 27, 2008)
- 25-yard blocked punt return...by Lawrence Timmons vs. UCLA, Emerald (Dec. 26, 2006)
- 24-yard interception returnby Tony Carter vs. Kentucky, Music City (Dec. 31, 2007)
- 14-yard blocked punt return.....by Joe Wessel vs. Georgia, Citrus (Dec. 22, 1984)
- 6-yard blocked punt return.....by Jeff Chaney vs. Virginia Tech, Sugar (Jan. 4, 2000)
- 0-yard fumble recovery in the endzoneby Bobby Butler vs. Oklahoma, Orange (Jan. 1, 1981)
- Safetyby Reinard Wilson vs. Notre Dame, Orange (Jan. 1, 1996)
- Safetyby Stanford Samuels vs. Oklahoma, Orange (Jan. 3, 2001)

PASSING

MOST PASSING YARDS

- 422.....Peter Tom Willis vs. Nebraska, Fiesta (Jan. 1, 1990)
- 375.....Danny McManus vs. Nebraska, Fiesta (Jan. 1, 1988)
- 362.....Kim Hammond vs. Penn State, Gator (Dec. 30, 1967)

MOST PASSING ATTEMPTS

- 53.....Kim Hammond vs. Penn State, Gator (Dec. 30, 1967)
- 51.....Danny McManus vs. Nebraska, Fiesta (Jan. 1, 1988)
- 51.....Chris Weinke vs. Oklahoma, Orange (Jan. 3, 2001)

MOST PASS COMPLETIONS

- 37.....Kim Hammond vs. Penn State, Gator (Dec. 30, 1967)
- 28.....Danny McManus vs. Nebraska, Fiesta (Jan. 1, 1988)
- 26.....EJ Manuel vs. Northern Illinois, Orange (Jan. 1, 2013)

MOST YARDS PER PASS COMPLETION

- 27.2.....Chris Rix vs. Virginia Tech, Gator (Jan. 1, 2002)
- 23.9.....Kim Hammond vs. Wyoming, Sun (Dec. 24, 1966)
- 20.6.....Wally Woodham vs. Texas Tech, Tangerine (Dec. 23, 1977)

LONGEST TOUCHDOWN PASS

- 77.....Chris Rix vs. Virginia Tech, Gator (Jan. 1, 2002)
- 73.....Warrick Dunn vs. Florida, Sugar (Jan. 2, 1995)
- 64.....Chris Weinke vs. Virginia Tech, Sugar (Jan. 4, 2000)

RUSHING

MOST NET RUSHING YARDS

- 205....Sammie Smith vs. Indiana, All American (Dec. 31, 1986)
- 201.....Tony Smith vs. Oklahoma State, Gator (Dec. 30, 1985)
- 193....Leon Washington vs. West Virginia, Gator (Jan. 1, 2005)

MOST RUSHING ATTEMPTS

- 27.....Phil Spooner vs. Oklahoma, Gator (Jan. 2, 1965)
- 27.....Sean Jackson vs. Texas A&M, Cotton (Jan. 1, 1992)
- 25.....Sammie Smith vs. Indiana, All American (Dec. 31, 1986)
- 25...Chris Thompson vs. S.Carolina, Chick-fil-A (Dec. 31, 2010)
- 25.....Jermaine Thomas vs. West Virginia, Gator (Jan. 1, 2010)

MOST NET YARDS PER RUSHING ATTEMPT*

- 16.1....Leon Washington vs. West Virginia, Gator (Jan. 1, 2005)
 - 9.2.....Greg Allen vs. West Virginia, Gator (Dec. 30, 1982)
 - 8.4.....Tony Smith vs. Oklahoma State, Gator (Dec. 30, 1985)
- * minimum 10 carries

RECEIVING

MOST RECEIVING YARDS

- 195.....Javon Walker vs. Virginia Tech, Gator (Jan. 1, 2002)
- 192.....Fred Biletnikoff vs. Oklahoma, Gator (Jan. 2, 1965)
- 176.....E.G. Green vs. Ohio State, Sugar (Jan. 1, 1998)

MOST RECEPTIONS

- 14.....Ron Sellers vs. Penn State, Gator (Dec. 30, 1967)
- 13.....Fred Biletnikoff vs. Oklahoma, Gator (Jan. 2, 1965)
- 12.....Bill Moremen vs. Penn State, Gator (Dec. 30, 1967)
- 8.....Lane Fenner vs. Penn State, Gator (Dec. 30, 1967)
- 8.....Ron Sellers vs. LSU, Peach (Dec. 30, 1968)
- 8.....Barry Smith vs. Arizona State, Fiesta (Dec. 27, 1971)
- 8.....Rhett Dawson vs. Arizona State, Fiesta (Dec. 27, 1971)
- 8.....Lawrence Dawsey vs. Penn St., Blockbuster (Dec. 28, 1990)

MOST YARDS PER RECEPTION*

- 48.8.....Javon Walker vs. Virginia Tech, Gator (Jan. 1, 2002)
 - 26.7.....Ron Sellers vs. Wyoming, Sun (Dec. 24, 1966)
 - 25.5.....'OMar Ellison vs. Florida, Sugar (Jan. 2, 1995)
- * minimum four receptions

LONGEST TOUCHDOWN RECEPTION

- 77.....Javon Walker vs. Virginia Tech, Gator (Jan. 1, 2002)
- 73.....'OMar Ellison vs. Florida, Sugar (Jan. 2, 1995)
- 64.....Peter Warrick vs. Virginia Tech, Sugar (Jan. 4, 2000)

PUNTING

MOST PUNTING YARDS

447.....Keith Cottrell vs. Oklahoma, Orange (Jan. 3, 2001)
 380.....Rohn Stark vs. Oklahoma, Orange (Jan. 1, 1980)
 378.....Shawn Powell vs. Notre Dame, Champs (Dec. 29, 2011)

MOST PUNT ATTEMPTS

10.....Keith Cottrell vs. Oklahoma, Orange (Jan. 3, 2001)
 9.....Bill Cheshire vs. LSU, Peach (Dec. 30, 1968)
 9.....Rohn Stark vs. Oklahoma, Orange (Jan. 1, 1980)
 9.....Keith Cottrell vs. Tennessee, Fiesta (Jan. 4, 1999)
 9.....Chris Hall vs. Penn State, Orange (Jan. 3, 2006)

HIGHEST PUNTING AVERAGE*

48.2.....Graham Gano vs. Wisconsin, Champs (Dec. 27, 2008)
 47.5.....Louis Berry vs. Oklahoma State, Gator (Dec. 30, 1985)
 47.2.....Shawn Powell vs. Notre Dame, Champs (Dec. 29, 2011)

* minimum four punts

LONGEST PUNT

70.....Rohn Stark vs. Oklahoma, Orange (Jan. 1, 1980)

PUNT RETURNS

MOST PUNT RETURN YARDS

180.....Willie Reid vs. Penn State, Orange (Jan. 3, 2006)
 68.....Leon Washington vs. Georgia, Sugar (Jan. 1, 2003)
 57.....Peter Warrick vs. Virginia Tech, Sugar (Jan. 4, 2000)

MOST PUNT RETURNS

7.....Willie Reid vs. Penn State, Orange (Jan. 3, 2006)
 4.....Terrell Buckley vs. Texas A&M, Cotton (Jan. 1, 1992)
 4.....Leon Washington vs. Georgia, Sugar (Jan. 1, 2003)

HIGHEST PUNT RETURN AVERAGE*

25.7.....Willie Reid vs. Penn State, Orange (Jan. 3, 2006)
 17.0.....Leon Washington vs. Georgia, Sugar (Jan. 1, 2003)
 10.7.....Peter Warrick vs. Florida, Sugar (Jan. 2, 1997)

* minimum three attempts

LONGEST PUNT RETURN

87.....Willie Reid vs. Penn State, Orange (Jan. 3, 2006)
 59.....Peter Warrick vs. Virginia Tech, Sugar (Jan. 4, 2000)
 51.....Peter Warrick vs. Tennessee, Fiesta (Jan. 4, 1999)

KICKOFF RETURNS

MOST KICKOFF RETURN YARDS

143.....Barry Smith vs. Arizona State, Fiesta (Dec. 27, 1971)
 131.....Larry Key vs. Texas Tech, Tangerine (Dec. 23, 1977)
 101.....Michael Ray Garvin vs. UCLA, Emerald (Dec. 27, 2006)

MOST KICKOFF RETURNS

5.....Barry Smith vs. Arizona State, Fiesta (Dec. 27, 1971)
 5.....Michael Ray Garvin vs. UCLA, Emerald (Dec. 27, 2006)
 4.....Billy Graham vs. Texas Western, Sun (Jan. 1, 1955)
 4.....Don Pederson vs. LSU, Peach (Dec. 30, 1968)
 4.....Kelly Burney vs. Oklahoma, Orange (Jan. 1, 1980)
 4.....Keith Ross vs. Oklahoma State, Gator (Dec. 30, 1985)
 4.....Keith Ross vs. Indiana, All America (Dec. 31, 1986)
 4.....Laveranues Coles vs. Florida, Sugar (Jan. 2, 1997)
 4.....Michael Ray Garvin vs. Wisconsin, Champs (Dec. 27, 2008)

HIGHEST KICKOFF RETURN AVERAGE*

43.7 (three returns).....Larry Key vs. Texas Tech,
 Tangerine (Dec. 23, 1973)
 28.6 (five times).....Barry Smith vs. Arizona State,
 Fiesta (Dec. 27, 1971)
 24.3 (four times).....Keith Ross vs. Indiana,
 All America (Dec. 31, 1986)

* minimum three returns

LONGEST KICKOFF RETURN

95.....Billy Allen vs. West Virginia, Gator (Dec. 30, 1982)
 93.....Larry Key vs. Texas Tech, Tangerine (Dec. 23, 1973)
 77.....Lamaricus Joyner vs. Notre Dame, Champs (Dec. 29, 2011)

INTERCEPTIONS

MOST INTERCEPTIONS

2.....Brian McCrary vs. West Virginia, Gator (Dec. 30, 1982)

MOST INTERCEPTION RETURN YARDS

86.....Tony Carter vs. UCLA, Emerald (Dec. 27, 2006)
 69.....Howard Ehler vs. Oklahoma, Gator (Jan. 2, 1965)
 66.....Billy Dawkins vs. Wofford, Cigar (Jan. 2, 1950)

LONGEST INTERCEPTION RETURN

86.....Tony Carter vs. UCLA, Emerald (Dec. 27, 2006)
 69.....Howard Ehler vs. Oklahoma, Gator (Jan. 2, 1965)
 66.....Billy Dawkins vs. Wofford, Cigar (Jan. 2, 1950)

FIELD GOALS

MOST FIELD GOALS

4.....Dustin Hopkins vs. S. Carolina, Chick-fil-A (Dec. 31, 2010)
 4.....Dustin Hopkins vs. West Virginia, Gator (Jan. 1, 2010)
 4.....Scott Bentley vs. Nebraska, Orange (Jan. 1, 1994)
 3.....Frank Fontes vs. Arizona State, Fiesta (Dec. 27, 1971)
 3.....Dan Mowrey vs. Florida, Sugar (Jan. 2, 1995)
 3.....Xavier Beitia vs. Virginia Tech, Gator (Jan. 1, 2002)
 3.....Xavier Beitia vs. West Virginia, Gator (Jan. 1, 2005)
 3.....Gary Cismesia vs. UCLA, Emerald (Dec. 27, 2006)

MOST FIELD GOAL ATTEMPTS

5.....Dustin Hopkins vs. West Virginia, Gator (Jan. 1, 2010)
 5.....Dan Mowrey vs. Florida, Sugar (Jan. 2, 1995)
 4.....Dustin Hopkins vs. S. Carolina, Chick-fil-A (Dec. 31, 2010)
 4.....Bill Capece vs. Oklahoma, Orange (Jan. 1, 1981)
 4.....Scott Bentley vs. Nebraska, Orange (Jan. 1, 1994)

LONGEST FIELD GOAL MADE

56.....Sebastian Janikowski vs. Ohio State, Sugar (Jan. 1, 1998)
 50.....Xavier Beitia vs. Virginia Tech, Gator (Jan. 1, 1992)
 48.....Dustin Hopkins vs. S. Carolina, Chick-fil-A (Dec. 31, 2010)

LONGEST FIELD GOAL ATTEMPTED

62.....Bill Capece vs. Oklahoma, Orange (Jan. 1, 1981)
 56.....Sebastian Janikowski vs. Ohio State, Sugar (Jan. 1, 1998)
 51.....Gary Cismesia vs. Kentucky, Music City (Dec. 31, 2007)

GAME-WINNING FIELD GOALS

22 yd.....Scott Bentley with 0:21 left vs. Nebraska,
 Orange (Jan. 1, 1994)

TACKLES

MOST TACKLES

16.....Reggie Herring vs. Oklahoma, Orange (Jan. 1, 1980)
 16.....Paul McGowan vs. Oklahoma St., Gator (Dec. 30, 1985)
 13.....Derek Nicholson vs. Kentucky, Music City (Dec. 31, 2007)

MOST TACKLES FOR LOSS

4.0.....Howard Dinkins vs. Penn St., Blockbuster (Dec. 28, 1990)
 4.0.....Bill Ragans vs. Penn State, Blockbuster (Dec. 28, 1990)
 3.0.....Dekoda Watson vs. West Virginia, Gator (Jan. 1, 2010)
 3.0.....Fred Jones vs. Georgia, Citrus (Dec. 22, 1984)
 3.0.....Henry Ostaszewski vs. Penn St., Blockbuster (Dec. 28, 1990)
 3.0.....Andre Wadsworth vs. Ohio State, Sugar (Jan. 1, 1998)
 3.0.....Jamal Reynolds vs. Virginia Tech, Sugar (Jan. 4, 2000)
 3.0.....Neefy Moffett vs. Wisconsin, Champs (Dec. 27, 2008)

MOST TACKLE FOR LOSS YARDAGE

35.....Stanford Samuels vs. Oklahoma, Orange (Jan. 3, 2001)
 23.....Dekoda Watson vs. West Virginia, Gator (Jan. 1, 2010)
 19.....Jamal Reynolds vs. Virginia Tech, Sugar (Jan. 4, 2000)

MOST QUARTERBACK SACKS

3.0.....Dekoda Watson vs. West Virginia, Gator (Jan. 1, 2010)
 3.0.....Jamal Reynolds vs. Virginia Tech, Sugar (Jan. 4, 2000)
 2.0.....Todd Rebol vs. Florida, Sugar (Jan. 2, 1995)
 2.0.....Peter Boulware vs. Florida, Sugar (Jan. 2, 1997)
 2.0.....Andre Wadsworth vs. Ohio State, Sugar (Jan. 1, 1998)
 2.0.....Bradley Jennings vs. Virginia Tech, Sugar (Jan. 4, 2000)
 2.0.....Darnell Dockett vs. Virginia Tech, Gator (Jan. 1, 2002)

MOST QUARTERBACK SACK YARDAGE

20.....Dekoda Watson vs. West Virginia, Gator (Jan. 1, 2010)
 19.....Jamal Reynolds vs. Virginia Tech, Sugar (Jan. 4, 2000)
 17.....Todd Rebol vs. Florida, Sugar (Jan. 2, 1995)

PASS BREAKUPS

MOST PASS BREAKUPS

5.....Deion Sanders vs. Oklahoma State, Gator (Dec. 30, 1985)
 4.....Greg Reid vs. S. Carolina, Chick-fil-A (Dec. 31, 2010)
 3.....Clifton Abraham vs. Florida, Sugar (Jan. 2, 1995)
 3.....Malcolm Tatum vs. Virginia Tech, Gator (Jan. 1, 2002)

BLOCKED KICKS/PUNTS

Ron Simmons blocked kick
vs. Texas Tech, Tangerine (Dec. 23, 1977)
 Bobby Butler blocked punt
vs. Oklahoma, Orange (Jan. 1, 1980)
 Garth Jax blocked kick
vs. West Virginia, Gator (Dec. 30, 1982)
 John McLean blocked kick
vs. West Virginia, Gator (Dec. 30, 1982)
 Jon Wessel blocked punt
vs. Georgia, Citrus (Dec. 22, 1984)
 John Davis blocked kick
vs. Nebraska, Fiesta (Jan. 1, 1990)
 Tony Moss blocked field goal
vs. Penn State, Blockbuster (Dec. 28, 1990)
 Tommy Polley blocked punt
vs. Virginia Tech, Sugar (Jan. 4, 2000)
 Marcello Church blocked punt
vs. Virginia Tech, Gator (Jan. 1, 2001)
 B.J. Ward blocked field goal
vs. Miami, Orange (Jan. 1, 2004)
 Dekoda Watson blocked punt
vs. UCLA, Emerald (Dec. 27, 2006)

TEAM RECORDS

SCORING

MOST POINTS SCORED

46.....vs. Virginia Tech, Sugar (Jan. 4, 2000)
 44.....vs. UCLA, Emerald (Dec. 27, 2006)
 42.....vs. Wisconsin, Champs Sports (Dec. 27, 2008)
 41.....vs. Nebraska, Fiesta (Jan. 1, 1990)
 40.....vs. Texas Tech, Tangerine (Dec. 23, 1977)

FEWEST POINTS ALLOWED

2.....by Texas A&M, Cotton (Jan. 1, 1992)
 3.....by North Carolina, Peach (Dec. 30, 1983)
 6.....by Wofford, Cigar (Jan. 2, 1950)
 7.....by Auburn, Sugar (Jan. 2, 1989)
 10.....by Northern Illinois, Orange (Jan. 1, 2013)

MOST POINTS, BOTH TEAMS

83.....(FSU 38, Arizona State 45), Fiesta (Dec. 27, 1971)
 75.....(FSU 46, Virginia Tech 29), Sugar (Jan. 4, 2000)
 71.....(FSU 44, UCLA 27), Emerald (Dec. 27, 2006)
 72.....(FSU 20, Florida 52), Orange (Jan. 2, 1997)
 67.....(FSU 20, Texas Western 47), Sun (Jan. 1, 1955)

FEWEST POINTS, BOTH TEAMS

12.....(FSU 10, Texas A&M 2), Cotton (Jan. 1, 1992)
 15.....(FSU 2, Oklahoma 13), Orange (Jan. 3, 2001)
 20.....(FSU 13, Auburn 7), Sugar (Jan. 2, 1989)
 21.....(FSU 6, Oklahoma State 15), Bluegrass (Dec. 13, 1958)
 25.....(FSU 19, Wofford 6), Cigar (Jan. 2, 1950)

WIDEST MARGIN OF VICTORY

29.....(FSU 42, Wisconsin 13), Champs Sports (Dec. 27, 2008)
 25.....(FSU 28, North Carolina 3), Peach (Dec. 30, 1983)
 24.....(FSU 41, Nebraska 17), Fiesta (Jan. 1, 1990)
 23.....(FSU 40, Texas Tech 17), Tangerine (Dec. 23, 1977)

MOST TOUCHDOWNS SCORED

6.....vs. Oklahoma, Gator (Jan. 2, 1965)
 6.....vs. Nebraska, Fiesta (Jan. 1, 1990)
 6.....vs. Virginia Tech, Sugar (Jan. 4, 2000)
 6.....vs. Wisconsin, Champs Sports (Dec. 27, 2008)

FEWEST TOUCHDOWNS ALLOWED

0.....by North Carolina, Peach (Dec. 30, 1983)
 0.....by Texas A&M, Cotton (Jan. 1, 1992)
 1.....by Wofford, Cigar (Jan. 2, 1950)
 1.....by West Virginia, Gator (Dec. 30, 1982)
 1.....by Indiana, All America (Dec. 31, 1986)
 1.....by Auburn, Sugar (Jan. 2, 1989)
 1.....by Ohio State, Sugar (Jan. 1, 1998)
 1.....by Oklahoma, Orange (Jan. 3, 2001)
 1.....by Miami, Orange (Jan. 1, 2004)
 1.....by Wisconsin, Champs Sports (Dec. 27, 2008)
 1.....by Northern Illinois, Orange (Jan. 1, 2013)

MOST TOUCHDOWNS SCORED BY:

Rushing

4.....vs. Indiana, All America (Dec. 31, 1986)
 3.....vs. West Virginia, Gator (Jan. 1, 2010)
 3.....vs. Wofford, Cigar (Jan. 2, 1950)
 3.....vs. Penn State, Blockbuster (Dec. 28, 1990)
 3.....vs. Ohio State, Sugar (Jan. 1, 1998)
 3.....vs. Northern Illinois, Orange (Jan. 1, 2013)

Passing

5.....vs. Oklahoma, Gator (Jan. 2, 1965)
 5.....vs. Nebraska, Fiesta (Jan. 1, 1990)
 4.....vs. Texas Tech, Tangerine (Dec. 23, 1977)
 4.....vs. Notre Dame, Orange (Jan. 1, 1996)
 4.....vs. Virginia Tech, Sugar (Jan. 4, 2000)

Interceptions

1.....vs. Oklahoma, Gator (Jan. 2, 1965)
 1.....vs. UCLA, Emerald (Dec. 27, 2006)
 1.....vs. Kentucky, Music City (Dec. 31, 2007)

Kickoff Returns

1.....vs. Texas Tech, Tangerine (Dec. 23, 1977)
 1.....vs. West Virginia, Gator (Dec. 30, 1982)

Punt Returns

1.....vs. Virginia Tech, Sugar (Jan. 4, 2000)
 1.....vs. Penn State, Orange (Jan. 3, 2006)

Fumble Returns

2.....vs. Wisconsin, Champs Sports (Dec. 27, 2008)
 1.....vs. Oklahoma, Orange (Jan. 1, 1980)

Blocked Punt Returns

1.....vs. Georgia, Citrus (Dec. 22, 1984)
 1.....vs. Virginia Tech, Sugar (Jan. 4, 2000)
 1.....vs. UCLA, Emerald (Dec. 27, 2006)

FEWEST TOUCHDOWNS ALLOWED BY:

Rushing

0.....by Wofford, Cigar (Jan. 2, 1950)
 0.....by Penn State, Gator (Dec. 30, 1967)
 0.....by West Virginia, Gator (Dec. 30, 1982)
 0.....by North Carolina, Peach (Dec. 30, 1983)
 0.....by Oklahoma State, Gator (Dec. 30, 1985)
 0.....by Auburn, Sugar (Jan. 2, 1989)
 0.....by Penn State, Blockbuster (Dec. 28, 1990)
 0.....by Texas A&M, Cotton (Jan. 1, 1992)
 0.....by Nebraska, Orange (Jan. 1, 1993)
 0.....by Notre Dame, Orange (Jan. 1, 1996)
 0.....by Ohio State, Sugar (Jan. 1, 1998)
 0.....by Tennessee, Fiesta (Jan. 4, 1999)
 0.....by Wisconsin, Champs (Dec. 27, 2008)
 0.....by Notre Dame, Champs (Dec. 29, 2011)
 0.....by Northern Illinois, Orange (Jan. 1, 2013)

Passing

0.....by West Virginia, Gator (Jan. 1, 2010)
 0.....by Wofford, Cigar (Jan. 2, 1950)
 0.....by Oklahoma State, Bluegrass (Dec. 13, 1958)
 0.....by Oklahoma, Orange (Jan. 1, 1980)
 0.....by North Carolina, Peach (Dec. 30, 1983)
 0.....by Georgia, Citrus (Dec. 22, 1984)

0.....by Indiana, All America (Dec. 31, 1986)
 0.....by Nebraska, Fiesta (Jan. 1, 1988)
 0.....by Texas A&M, Cotton (Jan. 1, 1992)
 0.....by Oklahoma, Orange (Jan. 3, 2001)
 0.....by Miami, Orange (Jan. 1, 2004)

MOST POINTS AFTER TOUCHDOWN

6.....vs. Wisconsin, Champs Sports (Dec. 27, 2008)
 5.....vs. Virginia Tech, Sugar (Jan. 4, 2000)
 5.....vs. UCLA, Emerald (Dec. 27, 2006)

MOST FIELD GOALS MADE

4.....vs. South Carolina, Chick-fil-A (Dec. 31, 2010)
 4.....vs. West Virginia, Gator (Jan. 1, 2010)
 4.....vs. Nebraska, Orange (Jan. 1, 1994)
 3.....vs. Arizona State, Fiesta (Dec. 27, 1971)
 3.....vs. Florida, Sugar (Jan. 2, 1995)
 3.....vs. Virginia Tech, Gator (Jan. 1, 2002)
 3.....vs. West Virginia, Gator (Jan. 1, 2005)
 3.....vs. UCLA, Emerald (Dec. 27, 2006)

MOST SAFETIES RECORDED

1.....vs. Notre Dame, Orange (Jan. 1, 1996)
 1.....vs. Oklahoma, Orange (Jan. 3, 2001)

MOST TWO-POINT CONVERSION ATTEMPTS

4.....vs. Oklahoma, Gator (Jan. 2, 1965)
 2.....vs. LSU, Peach (Dec. 30, 1968)
 2.....vs. Notre Dame, Champs (Dec. 29, 2011)

MOST POINTS BY QUARTERS:

First

14.....vs. North Carolina, Peach (Dec. 30, 1983)
 14.....vs. Virginia Tech, Sugar (Jan. 4, 2000)
 10.....vs. Arizona State, Fiesta (Dec. 27, 1971)
 10.....vs. Penn State Blockbuster (Dec. 28, 1990)

Second

21.....vs. Nebraska, Fiesta (Jan. 1, 1988)
 21.....vs. Nebraska, Fiesta (Jan. 1, 1990)
 18.....vs. Oklahoma, Gator (Jan. 2, 1965)
 18.....vs. Arizona State, Fiesta (Dec. 27, 1971)

Third

20.....vs. Nebraska, Fiesta (Jan. 1, 1990)
 14.....vs. Penn State, Gator (Dec. 30, 1967)
 14.....vs. Oklahoma State, Gator (Dec. 30, 1985)
 14.....vs. Wisconsin, Champs Sports (Dec. 27, 2008)

Fourth

21.....vs. UCLA, Emerald (Dec. 27, 2006)
 18.....vs. Virginia Tech, Sugar (Jan. 4, 2000)
 17.....vs. Notre Dame, Orange (Jan. 1, 1996)
 17.....vs. Virginia Tech, Gator (Jan. 1, 2002)

Overtime

7.....vs. Penn State, Orange (Jan. 3, 2006)

MOST POINTS BY QUARTERS, BOTH TEAMS:

First

22.....(FSU 10, West Virginia 12), Gator (Jan. 1, 2005)
 21.....(FSU 14, Virginia Tech 7), Sugar (Jan. 4, 2000)
 17.....(West Virginia 14, FSU 3), Gator (Jan. 1, 2010)
 17.....(FSU 10, Arizona State 7), Fiesta (Dec. 27, 1971)
 17.....(FSU 10, Penn State 7), Blockbuster (Dec. 28, 1990)
 17.....(FSU 7, Notre Dame 10), Orange (Jan. 1, 1996)
 17.....(FSU 7, UCLA 10), Emerald (Dec. 27, 2006)

Second

32.....(FSU 18, Arizona State 14), Fiesta (Dec. 27, 1971)
 28.....(FSU 14, Florida 14), Sugar (Jan. 2, 1997)
 27.....(FSU 0, Texas Western 27), Sun (Jan. 1, 1955)

Third

31.....(FSU 14, Oklahoma State 17), Gator (Dec. 30, 1985)
 20.....(FSU 20, Nebraska 0), Fiesta (Jan. 1, 1990)
 19.....(FSU 6, Texas Western 13), Sun (Jan. 1, 1955)

Fourth

26.....(FSU 17, Notre Dame 9), Orange (Jan. 1, 1996)
 24.....(FSU 10, Arizona State 14), Fiesta (Dec. 27, 1971)
 21.....(FSU 14, LSU 7), Peach (Dec. 30, 1968)
 21.....(FSU 13, Texas Tech 8), Tangerine (Dec. 23, 1977)
 21.....(FSU 21, UCLA 0), Emerald (Dec. 27, 2006)
 21.....(FSU 14, Kentucky 7), Music City (Dec. 31, 2007)
 21.....(FSU 14, Wisconsin 7), Champs Sports (Dec. 27, 2008)

Overtime

17.....(FSU 7, Penn State 10), Orange (Jan. 3, 2006)

MOST POINTS IN A HALF:

First

28.....vs. Arizona State, Fiesta (Dec. 27, 1971)
 28.....vs. Virginia Tech, Sugar (Jan. 4, 2000)
 24.....vs. Oklahoma, Gator (Jan. 2, 1965)
 21.....vs. North Carolina, Peach (Dec. 30, 1983)
 21.....vs. Nebraska, Fiesta (Jan. 1, 1988)
 21.....vs. Nebraska, Fiesta (Jan. 1, 1990)
 21.....vs. Ohio State, Sugar (Jan. 1, 1998)

Second

31.....vs. UCLA, Emerald (Dec. 27, 2006)
 28.....vs. Wisconsin, Champs Sports (Dec. 27, 2008)
 24.....vs. Texas Tech, Tangerine (Dec. 23, 1977)
 21.....vs. Oklahoma State, Gator (Dec. 30, 1985)
 20.....vs. West Virginia, Gator (Jan. 1, 2010)
 20.....vs. Nebraska, Fiesta (Jan. 1, 1990)
 20.....vs. Virginia Tech, Gator (Jan. 1, 2002)

MOST POINTS IN A HALF, BOTH TEAMS:

First

49.....(FSU 28, Arizona State 21), Fiesta (Dec. 27, 1971)
 42.....(FSU 28, Virginia Tech 14), Sugar (Jan. 4, 2000)
 41.....(FSU 7, Texas Western 34), Sun (Jan. 1, 1955)
 41.....(FSU 17, Florida 24), Gator (Jan. 2, 1997)

Second

44.....(FSU 21, Oklahoma State 23), Gator (Dec. 30, 1985)
 38.....(FSU 24, Texas Tech 14), Tangerine (Dec. 23, 1977)
 38.....(FSU 31, UCLA 7), Emerald (Dec. 27, 2006)
 38.....(FSU 28, Wisconsin 10), Champs Sports (Dec. 27, 2008)
 35.....(FSU 14, LSU 21), Peach (Dec. 30, 1968)
 35.....(FSU 14, Kentucky 21), Music City (Dec. 31, 2007)

FIRST DOWNS

MOST FIRST DOWNS

31.....vs. Oklahoma State, Gator (Dec. 30, 1985)
 29.....vs. Oklahoma, Gator (Jan. 2, 1965)
 26.....vs. Nebraska, Fiesta (Jan. 1, 1988)
 26.....vs. Notre Dame, Orange (Jan. 1, 1996)

FEWEST FIRST DOWNS ALLOWED

6.....by Wofford, Cigar (Jan. 2, 1950)
 11.....by Georgia, Sugar (Jan. 1, 2003)
 12.....by Penn State, Gator (Dec. 30, 1967)
 12.....by Texas A&M, Cotton (Jan. 1, 1992)
 12.....vs. Oklahoma, Orange (Jan. 3, 2001)

MOST FIRST DOWNS, BOTH TEAMS

54.....(FSU 31, Oklahoma State 23), Gator (Dec. 30, 1985)
 51.....(FSU 22, Kentucky 29), Music City (Dec. 31, 2007)
 48.....(FSU 22, West Virginia 26), Gator (Jan. 1, 2005)

FEWEST FIRST DOWNS, BOTH TEAMS

26.....(FSU 14, Oklahoma 12), Orange (Jan. 3, 2001)
 26.....(FSU 10, Miami 16), Orange (Jan. 1, 2004)
 27.....(FSU 13, Wyoming 14), Sun (Dec. 24, 1966)

TOTAL NET YARDS

MOST NET YARDS GAINED

569.....vs. Oklahoma State, Gator (Dec. 30, 1985)
 540.....vs. Texas Tech, Tangerine (Dec. 23, 1977)
 534.....vs. Northern Illinois, Orange (Jan. 1, 2013)

FEWEST NET YARDS ALLOWED

139.....by Wofford, Cigar (Jan. 2, 1950)
 180.....by Texas A&M, Cotton (Jan. 1, 1992)
 198.....by North Carolina, Peach (Dec. 30, 1983)

MOST NET YARDS GAINED, BOTH TEAMS

981.....(FSU 480, Kentucky 501), Music City (Dec. 31, 2007)
 938.....(FSU 569, Oklahoma State 369), Gator (Dec. 30, 1985)
 918.....(FSU 540, Texas Tech 378), Tangerine (Dec. 23, 1977)

FEWEST NET YARDS GAINED, BOTH TEAMS

460.....(FSU 280, Texas A&M 180), Cotton (Jan. 1, 1992)
 488.....(FSU 274, Oklahoma 214), Orange (Jan. 3, 2001)
 518.....(FSU 379, Wofford 139), Cigar (Jan. 2, 1950)

MOST YARDS PER PLAY

7.6.....vs. Nebraska, Fiesta (Jan. 1, 1990)
 7.5.....vs. Texas Tech, Tangerine (Dec. 23, 1977)
 7.2.....vs. Oklahoma, Gator (Jan. 2, 1965)

FEWEST YARDS PER PLAY BY OPPONENT

2.7.....by Texas A&M, Cotton (Jan. 1, 1992)
 3.0.....by North Carolina, Peach (Dec. 30, 1983)
 3.5.....by Northern Illinois, Orange (Jan. 1, 2013)

RUSHING

MOST RUSHING YARDS GAINED

301.....vs. West Virginia, Gator (Jan. 1, 2005)
 288.....vs. Indiana, All America (Dec. 31, 1986)
 287.....vs. Wofford, Cigar (Jan. 2, 1950)

FEWEST RUSHING YARDS ALLOWED

5.....by Florida, Sugar (Jan. 2, 1995)
 32.....by North Carolina, Peach (Dec. 30, 1983)
 43.....by Virginia Tech, Gator (Jan. 1, 2002)

MOST RUSHING YARDS GAINED, BOTH TEAMS

539.....(FSU 301, West Virginia 238), Gator (Jan. 1, 2005)
 503.....(FSU 288, Indiana 215), All America (Dec. 31, 1986)
 447.....(FSU 226, West Virginia 221), Gator (Jan. 1, 2010)
 444.....(FSU 188, Notre Dame 256), Orange (Jan. 1, 1996)

FEWEST RUSHING YARDS GAINED, BOTH TEAMS

81.....(FSU 76, Florida 5), Sugar (Jan. 2, 1995)
 83.....(FSU 27, Oklahoma 56), Orange (Jan. 3, 2001)
 134.....(FSU 41, Notre Dame 93), Champs (Dec. 29, 2011)

MOST RUSHING ATTEMPTS

60.....vs. Oklahoma, Orange (Jan. 1, 1981)
 59.....vs. North Carolina, Peach (Dec. 30, 1983)
 48.....vs. Texas A&M, Cotton (Jan. 1, 1992)
 48.....vs. Nebraska, Orange (Jan. 1, 1993)

FEWEST RUSHING ATTEMPTS

17.....vs. Oklahoma, Orange (Jan. 3, 2001)
 21.....vs. Florida, Sugar (Jan. 2, 1997)
 23.....vs. Virginia Tech, Sugar (Jan. 4, 2000)

MOST RUSHING ATTEMPTS BY OPPONENT

76.....by Oklahoma State, Bluegrass (Dec. 13, 1958)
 59.....by Oklahoma, Orange (Jan. 1, 1980)
 56.....by Arizona State, Fiesta (Dec. 27, 1971)

FEWEST RUSHING ATTEMPTS BY OPPONENT

26.....by North Carolina, Peach (Dec. 30, 1983)
 27.....by Oklahoma, Gator (Jan. 2, 1965)
 29.....by Florida, Sugar (Jan. 2, 1995)

HIGHEST AVERAGE PER RUSH

7.6.....vs. West Virginia, Gator (Dec. 30, 1982)
 7.4.....vs. Indiana, All America (Dec. 31, 1986)
 7.2.....vs. West Virginia, Gator (Jan. 1, 2005)

LOWEST AVERAGE PER RUSH ALLOWED

0.2.....by Florida, Sugar (Jan. 2, 1995)
 1.1.....by Virginia Tech, Gator (Jan. 1, 2002)
 1.2.....by North Carolina, Peach (Dec. 30, 1983)

PASSING

MOST NET YARDS PASSING

455.....vs. Texas Tech, Tangerine (Dec. 23, 1977)
 422.....vs. Nebraska, Fiesta (Jan. 1, 1990)
 375.....vs. Nebraska, Fiesta (Jan. 1, 1988)

FEWEST NET YARDS PASSING ALLOWED

33.....by Wofford, Cigar (Jan. 2, 1950)
 36.....by Oklahoma, Orange (Jan. 1, 1980)
 57.....by Texas A&M, Cotton (Jan. 1, 1992)

MOST NET YARDS PASSING, BOTH TEAMS

774.....(FSU 325, Florida 449), Sugar (Jan. 2, 1995)
 734.....(FSU 455, Texas Tech 279), Tangerine (Dec. 23, 1977)
 634.....(FSU 276, Kentucky 358), Music City (Dec. 31, 2007)

FEWEST NET YARDS PASSING, BOTH TEAMS

125.....(FSU 92, Wofford 33), Cigar (Jan. 2, 1950)
 136.....(FSU 100, Oklahoma 36), Orange (Jan. 1, 1980)
 149.....(FSU 92, Texas A&M 57), Cotton (Jan. 1, 1992)

MOST PASS ATTEMPTS

55.....vs. Penn State, Gator (Dec. 30, 1967)
 52.....vs. Oklahoma, Orange (Jan. 3, 2001)
 50.....vs. Kentucky, Music City (Dec. 31, 2007)

FEWEST PASS ATTEMPTS

11.....vs. Wofford, Cigar (Jan. 2, 1950)
 13.....vs. North Carolina, Peach (Dec. 30, 1983)
 14.....vs. Indiana, All America (Dec. 31, 1986)

MOST PASS ATTEMPTS BY OPPONENT

50.....by Kentucky, Music City (Dec. 31, 2007)
 44.....by Oklahoma State, Gator (Dec. 30, 1985)
 43.....by Florida, Sugar (Jan. 2, 1995)

FEWEST PASS ATTEMPTS BY OPPONENT

4.....by Oklahoma, Orange (Jan. 1, 1980)
 7.....by Wofford, Cigar (Jan. 2, 1950)
 12.....by Oklahoma State, Bluegrass (Dec. 13, 1958)
 12.....by Oklahoma, Orange (Jan. 1, 1981)

MOST PASS ATTEMPTS, BOTH TEAMS

100.....(FSU 50, Kentucky 50), Music City (Dec. 31, 2007)
 91.....(FSU 52, Oklahoma 39), Orange (Jan. 3, 2001)
 87.....(FSU 43, Oklahoma State 44), Gator (Dec. 30, 1985)

FEWEST PASS ATTEMPTS, BOTH TEAMS

18.....(FSU 11, Wofford 7), Cigar (Jan. 2, 1950)
 27.....(FSU 15, Oklahoma 12), Orange (Jan. 1, 1981)
 31.....(FSU 27, Oklahoma 4), Orange (Jan. 1, 1980)
 34.....(FSU 22, Oklahoma State 12), Bluegrass (Dec. 13, 1958)

MOST PASS COMPLETIONS

38.....vs. Penn State, Gator (Dec. 30, 1967)
 28.....vs. Nebraska, Fiesta (Jan. 1, 1988)
 26.....vs. Arizona State, Fiesta (Dec. 27, 1971)
 26.....vs. Northern Illinois, Orange (Jan. 1, 2013)

FEWEST PASS COMPLETIONS BY OPPONENT

2.....by Wofford, Cigar (Jan. 2, 1950)
 2.....by Oklahoma, Orange (Jan. 1, 1980)
 4.....by Oklahoma State, Bluegrass (Dec. 13, 1958)

HIGHEST PASS COMPLETION PERCENTAGE

.733.....vs. Oklahoma, Orange (Jan. 1, 1981)
 .714.....vs. Texas Tech, Tangerine (Dec. 23, 1977)
 .708.....vs. West Virginia, Gator (Jan. 1, 2010)
 .691.....vs. Penn State, Gator (Dec. 30, 1967)

LOWEST PASS COMPLETION

PERCENTAGE BY OPPONENT

.250 (6-24).....by Texas A&M, Cotton (Jan. 1, 1992)
 .286 (2-7).....by Wofford, Cigar (Jan. 2, 1950)
 .333 (4-12).....by Oklahoma State, Bluegrass (Dec. 13, 1958)
 .333 (9-27).....by Wyoming, Sun (Dec. 24, 1966)

HIGHEST PASS COMPLETION

PERCENTAGE, BOTH TEAMS

.683.....(FSU 25-35, Texas Tech 18-28), Tangerine (Dec. 23, 1977)
 .667.....(FSU 11-15, Oklahoma 7-12), Orange (Jan. 1, 1981)
 .643.....(FSU 24-41, Florida 30-43), Gator (Jan. 2, 1995)

LOWEST PASS COMPLETION

PERCENTAGE, BOTH TEAMS

.323.....(FSU 8-27, Oklahoma 2-4), Orange (Jan. 1, 1980)
 .357.....(FSU 14-32, Texas A&M 6-24), Cotton (Jan. 1, 1992)
 .382.....(FSU 9-22, Oklahoma State 4-12), Bluegrass (Dec. 13, 1958)

MOST YARDS PER PASS COMPLETION

27.2.....vs. Virginia Tech, Gator (Jan. 1, 2002)
 20.6.....vs. Oklahoma State, Bluegrass (Dec. 13, 1958)
 18.4.....vs. Wofford, Cigar (Jan. 2, 1950)

FEWEST YARDS PER PASS

COMPLETION BY OPPONENT

8.5.....by Auburn, Sugar (Jan. 2, 1989)
 8.6.....by Oklahoma, Orange (Jan. 3, 2001)
 9.2.....by North Carolina, Peach (Dec. 30, 1983)

THIRD-DOWN CONVERSIONS

MOST THIRD DOWNS CONVERTED

10.....vs. Oklahoma State, Bluegrass (Dec. 13, 1958)
 10.....vs. Wisconsin, Champs Sports (Dec. 27, 2008)
 9.....vs. Oklahoma, Gator (Jan. 2, 1965)

FEWEST THIRD DOWNS CONVERTED

BY OPPONENT

0.....by Texas A&M, Cotton (Jan. 1, 1992)
 1.....by Auburn, Sugar (Jan. 2, 1989)
 1.....by Tennessee, Fiesta (Jan. 4, 1999)

MOST THIRD DOWNS CONVERTED, BOTH TEAMS

21.....(FSU 10, Oklahoma State 11), Bluegrass (Dec. 13, 1958)
 16.....(FSU 8, Oklahoma 8), Orange (Jan. 1, 1981)
 15.....(FSU 4, Florida 11), Sugar (Jan. 2, 1995)

FEWEST THIRD DOWNS CONVERTED, BOTH TEAMS

3.....(FSU 3, Texas A&M 0), Cotton (Jan. 1, 1992)
 4.....(FSU 2, Georgia 2), Citrus (Dec. 22, 1984)
 5.....(FSU 4, Tennessee 1), Fiesta (Jan. 4, 1999)

HIGHEST THIRD-DOWN CONVERSION PCT.

.692 (9-of-13).....vs. Oklahoma, Gator (Jan. 2, 1965)
 .667 (10-of-15).....vs. Oklahoma St., Bluegrass (Dec. 13, 1958)
 .588 (10-of-17).....vs. Wisconsin, Champs (Dec. 27, 2008)

LOWEST THIRD-DOWN CONVERSION PCT. BY OPPONENT

.000 (0-of-12).....by Texas A&M, Cotton (Jan. 1, 1992)
 .083 (1-of-12).....by Auburn, Sugar (Jan. 2, 1989)
 .083 (1-of-12).....by Tennessee, Fiesta (Jan. 4, 1999)

INTERCEPTIONS

MOST INTERCEPTIONS

3.....vs. South Carolina, Chick-fil-A (Dec. 31, 2010)
 3.....vs. Penn State, Gator (Dec. 30, 1967)
 3.....vs. Auburn, Sugar (Jan. 2, 1989)
 3.....vs. Penn State, Blockbuster (Dec. 28, 1990)
 3.....vs. Ohio State, Sugar (Jan. 1, 1998)

MOST INTERCEPTION RETURN YARDS

107.....vs. UCLA, Emerald (Dec. 27, 2006)
 69.....vs. Oklahoma, Gator (Jan. 2, 1965)
 69.....vs. Tennessee, Fiesta (Jan. 4, 1999)

PENALTIES

MOST PENALTIES 17vs. West Virginia, Gator (Jan. 1, 2005)
 14.....vs. Florida, Sugar (Jan. 2, 1997)
 13.....vs. Nebraska, Fiesta (Jan. 1, 1990)
 13.....vs. Penn State, Orange (Jan. 3, 2006)

FEWEST PENALTIES

2.....vs. Nebraska, Fiesta (Jan. 1, 1988)
 3.....vs. Texas Western, Sun (Jan. 1, 1955)
 3.....vs. Oklahoma State, Bluegrass (Dec. 13, 1958)

MOST PENALTIES BY OPPONENT

15.....by Florida, Sugar (Jan. 2, 1997)
 11.....by Nebraska, Orange (Jan. 1, 1994)
 11.....by West Virginia, Gator (Jan. 1, 2005)

FEWEST PENALTIES BY OPPONENT

1.....by Penn State, Gator (Dec. 30, 1967)
 2.....by Wisconsin, Champs Sports (Dec. 27, 2008)
 3.....by West Virginia, Gator (Jan. 1, 2010)
 3.....by Oklahoma, Gator (Jan. 2, 1965)
 3.....by Texas Tech, Tangerine (Dec. 23, 1977)
 3.....by Oklahoma, Orange (Jan. 1, 1980)
 3.....by Oklahoma State, Gator (Dec. 30, 1985)

MOST PENALTIES, BOTH TEAMS

29.....(FSU 14, Florida 15), Sugar (Jan. 2, 1997)
 28.....(FSU 17, West Virginia 11), Gator (Jan. 1, 2005)
 21.....(FSU 10, Nebraska 11), Orange (Jan/ 1, 1994)
 21.....(FSU 12, Tennessee 9), Fiesta (Jan. 4, 1999)
 21.....(FSU 13, Penn State 8), Orange (Jan. 3, 2006)

FEWEST PENALTIES, BOTH TEAMS

5.....(FSU 4, Penn State 1), Gator (Dec. 30, 1967)
 7.....(FSU 4, Oklahoma 3), Orange (Jan. 1, 1980)
 8.....(FSU 4, Virginia Tech 4), Gator (Jan. 1, 2002)

MOST YARDS PENALIZED

174.....vs. West Virginia, Gator (Jan. 1, 2005)
 135.....vs. Nebraska, Fiesta (Jan. 1, 1990)
 130.....vs. Texas Tech, Tangerine (Dec. 23, 1977)

FEWEST YARDS PENALIZED

20.....vs. Oklahoma, Orange (Jan. 1, 1980)
 20.....vs. Nebraska, Fiesta (Jan. 1, 1988)
 25.....vs. Texas Western, Sun (Jan. 1, 1955)
 25.....vs. Oklahoma State, Bluegrass (Dec. 13, 1958)
 25.....vs. Virginia Tech, Gator (Jan. 1, 2002)

MOST YARDS PENALIZED AGAINST OPPONENT

121.....by West Virginia, Gator (Jan. 1, 2005)
 115.....by Nebraska, Orange (Jan. 1, 1994)
 102.....by Florida, Sugar (Jan. 2, 1997)

FEWEST YARDS PENALIZED AGAINST OPPONENT

5.....by Penn State, Gator (Dec. 30, 1967)
 25.....by Wisconsin, Champs Sports (Dec. 27, 2008)
 27.....by Oklahoma State, Gator (Dec. 30, 1985)
 27.5.....by Oklahoma, Orange (Jan. 1, 1980)

MOST YARDS PENALIZED, BOTH TEAMS

295.....(FSU 174, West Virginia 121), Gator (Jan. 1, 2005)
 217.....(FSU 115, Florida 102), Sugar (Jan. 2, 1997)
 184.....(FSU 69, Nebraska 115), Orange (Jan. 1, 1994)

FEWEST YARDS PENALIZED, BOTH TEAMS

45.....(FSU 40, Penn State 5), Gator (Dec. 30, 1967)
 47.5.....(FSU 20, Oklahoma 27.5), Orange (Jan. 1, 1980)
 55.....(FSU 25, Virginia Tech 30), Gator (Jan. 1, 2002)

PUNTING

MOST PUNTS

10.....vs. Oklahoma, Orange (Jan. 3, 2001)
 9.....vs. Wyoming, Sun (Dec. 24, 1966)

9.....vs. LSU, Peach (Dec. 30, 1968)
 9.....vs. Oklahoma, Orange (Jan. 1, 1980)
 9.....vs. Tennessee, Fiesta (Jan. 4, 1999)
 9.....vs. Penn State, Orange (Jan. 3, 2006)

FEWEST PUNTS

1.....vs. Oklahoma, Gator (Jan. 2, 1965)
 2.....vs. Indiana, All America (Dec. 31, 1986)

MOST PUNTS BY OPPONENT

11.....by Penn State, Orange (Jan. 3, 2006)
 9.....by Texas A&M, Cotton (Jan. 1, 1992)
 8.....by Wyoming, Sun (Dec. 24, 1966)
 8.....by Georgia, Citrus (Dec. 22, 1984)
 8.....by Oklahoma, Orange (Jan. 3, 2001)

FEWEST PUNTS BY OPPONENT

2.....by South Carolina, Chick-fil-A (Dec. 31, 2010)
 2.....by Oklahoma, Orange (Jan. 1, 1981)
 2.....by Indiana, All America (Dec. 31, 1986)
 2.....by West Virginia, Gator (Jan. 1, 2005)
 3.....by Nebraska, Fiesta (Jan. 1, 1990)
 3.....by Florida, Sugar (Jan. 2, 1995)
 3.....by West Virginia, Gator (Jan. 1, 2010)

MOST PUNTS, BOTH TEAMS

20.....(FSU 9, Penn State 11), Orange (Jan. 3, 2006)
 18.....(FSU 10, Oklahoma 9), Orange (Jan. 3, 2001)
 17.....(FSU 9, Wyoming 8), Sun (Dec. 24, 1966)
 17.....(FSU 8, Texas A&M 9), Cotton (Jan. 1, 1992)

FEWEST PUNTS, BOTH TEAMS

4.....(FSU 2, Indiana 2), All America (Dec. 31, 1986)
 5.....(FSU 3, S.Carolina 2), Chick-fil-A (Dec. 31, 2010)
 5.....(FSU 2, West Virginia 3), Gator (Jan. 1, 2010)
 6.....(FSU 4, Oklahoma 2), Orange (Jan. 1, 1981)
 6.....(FSU 3, Nebraska 3), Fiesta (Jan. 1, 1990)
 6.....(FSU 4, West Virginia 2), Gator (Jan. 1, 2005)

MOST PUNT YARDS

447.....vs. Oklahoma, Orange (Jan. 3, 2001)
 380.....vs. Oklahoma, Orange (Jan. 1, 1980)
 378.....vs. Notre Dame, Champs (Dec. 29, 2011)

MOST PUNT YARDS BY OPPONENT

487.....by Penn State, Orange (Jan. 3, 2006)
 357.....by Texas A&M, Cotton (Jan. 1, 1992)
 337.....by Florida, Sugar (Jan. 2, 1997)

MOST PUNT YARDS, BOTH TEAMS

840.....(FSU 353, Penn State 487), Orange (Jan. 3, 2006)
 776.....(FSU 447, Oklahoma 329), Orange (Jan. 3, 2001)
 708.....(FSU 371, Florida 337), Sugar (Jan. 2, 1997)

FEWEST PUNT YARDS, BOTH TEAMS

140.....(FSU 70, Indiana 70), All America (Dec. 31, 1986)
 186.....(FSU 75, West Virginia 111), Gator (Jan. 1, 2010)
 210.....(FSU 107, Nebraska 103), Fiesta (Jan. 1, 1990)
 240.....(FSU 153, S. Carolina 87), Chick-fil-A (Dec. 31, 2010)

HIGHEST PUNTING AVERAGE*

48.2 (five punts).....vs. Wisconsin, Champs (Dec. 27, 2008)
 47.2 (eight punts).....vs. Notre Dame, Champs (Dec. 29, 2011)
 46.4 (eight punts).....vs. Florida, Sugar (Jan. 2, 1997)
 * minimum 5 punts

HIGHEST PUNTING AVERAGE BY OPPONENT*

48.1 (seven punts).....by Florida, Sugar (Jan. 2, 1997)
 45.4 (seven punts).....by Ohio State, Sugar (Jan. 1, 1998)
 45.2 (six punts).....by North Carolina, Peach (Dec. 28, 1983)
 * minimum 5 punts

PUNT RETURNS

MOST PUNT RETURNS

7.....vs. Penn State, Orange (Jan. 3, 2006)
 5.....vs. Penn State, Gator (Dec. 30, 1967)
 5.....vs. Florida, Sugar (Jan. 2, 1997)
 5.....vs. Ohio State, Sugar (Jan. 1, 1998)

MOST PUNT RETURN YARDS

180.....vs. Penn State, Orange (Jan. 3, 2006)
 80.....vs. Virginia Tech, Sugar (Jan. 4, 2000)
 74.....vs. Florida, Sugar (Jan. 2, 1997)

MOST PUNT RETURN YARDS BY OPPONENT

89.....by Nebraska, Fiesta (Jan. 1, 1988)
 88.....by Virginia Tech, Sugar (Jan. 4, 2000)
 69.....by Florida, Sugar (Jan. 2, 1997)

KICKOFF RETURNS

MOST KICKOFF RETURNS

8.....vs. Arizona State, Fiesta (Dec. 27, 1971)
 8.....vs. Florida, Sugar (Jan. 2, 1997)
 6.....vs. LSU, Peach (Dec. 30, 1968)
 6.....vs. Notre Dame, Orange (Jan. 1, 1996)

MOST KICKOFF RETURN YARDS

184.....vs. Arizona State, Fiesta (Dec. 27, 1971)
 152.....vs. Florida, Sugar (Jan. 2, 1997)
 131.....vs. Texas Tech, Tangerine (Dec. 23, 1977)
 114.....vs. LSU, Peach (Dec. 30, 1968)

MOST KICKOFF RETURNS BY OPPONENT

8.....by Arizona State, Fiesta (Dec. 27, 1971)
 8.....by Texas Tech, Tangerine (Dec. 23, 1977)
 7.....by Nebraska, Fiesta (Jan. 1, 1990)

MOST KICKOFF RETURN YARDS BY OPPONENT

180.....by Texas Western, Sun (Jan. 1, 1955)
 166.....by UCLA, Emerald (Dec. 27, 2006)
 149.....by Nebraska, Fiesta (Jan. 1, 1990)

TACKLES FOR LOSS

MOST TACKLES FOR LOSS

19.0.....vs. Ohio State, Sugar (Jan. 1, 1998)
 16.0.....vs. Virginia Tech, Sugar (Jan. 4, 2000)
 12.0.....vs. Virginia Tech, Gator (Jan. 1, 2002)

MOST TACKLES FOR LOSS YARDAGE

75.....vs. Ohio State, Sugar (Jan. 1, 1998)
 67.....vs. Oklahoma, Orange (Jan. 3, 2001)
 66.....vs. Virginia Tech, Gator (Jan. 1, 2002)

QUARTERBACK SACKS

MOST QUARTERBACK SACKS

8.0.....vs. Virginia Tech, Sugar (Jan. 4, 2000)
 6.0.....vs. Ohio State, Sugar (Jan. 1, 1998)
 5.0.....vs. Florida, Sugar (Jan. 2, 1995)
 5.0.....vs. Florida, Sugar (Jan. 2, 1997)
 5.0.....vs. Virginia Tech, Gator (Jan. 1, 2002)

MOST QUARTERBACK SACK YARDAGE

42.....vs. Virginia Tech, Sugar (Jan. 4, 2000)
 40.....vs. Ohio State, Sugar (Jan. 1, 1998)
 38.....vs. West Virginia, Gator (Jan. 1, 2010)
 33.....vs. Virginia Tech, Gator (Jan. 1, 2002)

MISCELLANEOUS

HIGHEST ATTENDANCE

84,129.....Gator, Jacksonville Municipal (Jan. 1, 2010)
 81,536.....Orange, Orange Bowl (Jan. 1, 1994)
 80,913.....Gator, Gator Bowl (Dec. 30, 1982)
 80,470.....Fiesta, Sun Devil Stadium (Jan. 4, 1999)
 79,417.....Gator, Gator Bowl (Dec. 30, 1985)
 79,280.....Sugar, Superdome (Jan. 4, 2000)

COMEBACK WINS

14 pts (0-14).....vs. Notre Dame, Champs (Dec. 29,2011)
 14 pts (0-14)vs. Nebraska, Fiesta (Jan. 1, 1988)
 12 pts (14-26)vs. Notre Dame, Orange (Jan. 1, 1996)
 11 pts (14-3)vs. West Virginia, Gator (Jan. 1, 2010)

BOWL HISTORY



PETER WARRICK AND BOBBY BOWDEN celebrate the 1999 National Championship at the Sugar Bowl.



SCOTT BENTLEY kicked the game winning field goal with 21 seconds left at the 1994 Orange Bowl to clinch the 1993 National Title for the Seminoles.

1950 CIGAR BOWL

FLORIDA STATE	19
WOFFORD	6

TAMPA, Fla. (Jan. 2, 1950) – Red Parrish scored twice and Buddy Strauss rushed for 132 yards to give underdog Florida State a 19-6 win over Wofford.

1955 SUN BOWL

TEXAS WESTERN	47
FLORIDA STATE	20

EL PASO, Texas (Jan. 1, 1955) – Florida State turnovers and defensive collapses in the second quarter allowed Texas Western to move well ahead and capture a 47-20 Sun Bowl victory.

1958 BLUEGRASS BOWL

OKLAHOMA STATE	15
FLORIDA STATE	6

LOUISVILLE, Ky. (Dec. 13, 1958) – A frantic fourth quarter comeback was not to be as Florida State couldn't fight off the bitter cold, and Oklahoma State went home with a 15-6 victory in the only Bluegrass Bowl ever played.

1965 GATOR BOWL

FLORIDA STATE	36
OKLAHOMA	19

JACKSONVILLE, Fla. (Jan. 2, 1965) – The brilliant passing combination of Steve Tensi and Fred Biletnikoff rewrote the Gator Bowl record book and gave the up-start Seminoles an impressive 36-19 victory over Oklahoma.

1966 SUN BOWL

WYOMING	28
FLORIDA STATE	20

EL PASO, Texas (Dec. 24, 1966) – Florida State's vaunted passing attack was not enough to overcome a stingy Wyoming defense and the Seminoles lost 28-10 in their second try for a Sun Bowl title.

1967 GATOR BOWL

FLORIDA STATE	17
PENN STATE	17

JACKSONVILLE, Fla. (Dec. 30, 1967) – Penn State jumped out to a commanding 17-point halftime lead before Florida State battled back in the second half to gain an exciting 17-17 tie.

1968 PEACH BOWL

LOUISIANA STATE	31
FLORIDA STATE	27

ATLANTA, Ga. (Dec. 30, 1968) – Competing in its fourth consecutive bowl game, FSU couldn't outscore Louisiana State and the Seminoles fell 31-27 in a soggy game that initiated Atlanta's Peach Bowl.

1971 FIESTA BOWL

ARIZONA STATE	45
FLORIDA STATE	38

TEMPE, Ariz. (Dec. 27, 1971) – In one of the most dazzling offensive shows in bowl history, Arizona State scored with 34 seconds left in the game to capture the first ever Fiesta Bowl, 45-38, in front of over 51,000 partisan fans in Sun Devil Stadium.

1977 TANGERINE BOWL

FLORIDA STATE	40
TEXAS TECH	17

ORLANDO, Fla. (Dec. 23, 1977) – FSU, making its first bowl appearance in seven years, demolished Texas Tech 40-17 in the 32nd Tangerine Bowl.

1980 ORANGE BOWL

OKLAHOMA	24
FLORIDA STATE	7

MIAMI, Fla. (Jan. 1, 1980) – Julius Caesar Watts and Heisman Trophy winner Billy Sims each rushed for more than 100 yards, and the Sooner defense held Florida State to 182 total yards as Oklahoma defeated Florida State 24-7 in the 46th Orange Bowl.

1981 ORANGE BOWL

OKLAHOMA	18
FLORIDA STATE	17

MIAMI, Fla. (Jan. 1, 1981) – Oklahoma was not supposed to be able to pass. But that's what it took for the Sooners to beat Florida State in the 1981 Orange Bowl. With time running out and the Seminoles leading 17-10, J.C.Watts — a swift quarterback who led a notorious Oklahoma running game — drilled an 11-yard touchdown pass to split end Steve Rhodes with 1:27 remaining.

1982 GATOR BOWL

FLORIDA STATE	31
WEST VIRGINIA	12

JACKSONVILLE, Fla. (Dec. 30, 1982) – Greg Allen rambled for 138 yards and two scores, while surprise starter Blair Williams threw for 202 yards and another touchdown as Florida State upset West Virginia 31-12 in the 38th annual Gator Bowl.

1983 PEACH BOWL

FLORIDA STATE	28
NORTH CAROLINA	3

ATLANTA, Ga. (Dec. 28, 1983) – Making his first career start, Eric Thomas fired a pair of first-quarter touchdown passes to lead the Seminoles to a stunning 28-3 win over North Carolina in the 16th annual Peach Bowl.

1984 CITRUS BOWL

FLORIDA STATE	17
GEORGIA	17

ORLANDO, Fla. (Dec. 21, 1984) – Florida State's ninth blocked punt of the season led to a late score and enabled FSU to escape with a 17-17 tie with Georgia in front of 51,821 fans in the Citrus Bowl.

1985 GATOR BOWL

FLORIDA STATE	34
OKLAHOMA STATE	23

JACKSONVILLE, Fla. (Dec. 30, 1985) – Freshman quarterback Chip Ferguson threw for 338 yards and a pair of touchdowns, and Tony Smith added 201 yards rushing as Florida State rolled over Oklahoma State, 34-23, in the 41st annual Gator Bowl.

1986 ALL-AMERICAN BOWL

FLORIDA STATE	27
INDIANA	13

BIRMINGHAM, Ala. (Dec. 31, 1986) – Tailback Sammie Smith rushed for 205 yards and two touchdowns as Florida State claimed a 27-13 win over Indiana in the 10th annual All-American Bowl.

1988 FIESTA BOWL

FLORIDA STATE	31
NEBRASKA	28

TEMPE, Ariz. (Jan. 1, 1988) – Florida State quarterback Danny McManus hit wide receiver Ronald Lewis for a touchdown on fourth-and-25 late in the fourth quarter as FSU bounced back to win the Fiesta Bowl over Nebraska, 31-28.

1989 SUGAR BOWL

FLORIDA STATE	13
AUBURN	7

NEW ORLEANS, La. (Jan. 2, 1989) – Sammie Smith rushed for 115 yards on 24 carries and All-American Deion Sanders intercepted a pass in the end zone on the game's final play to give Florida State a 13-7 victory over SEC champion Auburn in the 55th annual Sugar Bowl.



THE 1987 SEMINOLES celebrate their Fiesta Bowl win over Nebraska.

1990 FIESTA BOWL

FLORIDA STATE	41
NEBRASKA	17

TEMPE, Ariz. (Jan. 1, 1990) – Peter Tom Willis, the game's Offensive Most Valuable Player, threw for five touchdowns and 422 yards to lead Florida State to its second Fiesta Bowl win over the Nebraska Cornhuskers, 41-17.

1990 BLOCKBUSTER BOWL

FLORIDA STATE	24
PENN STATE	17

MIAMI, Fla. (Dec. 28, 1990) – In a game that pitted college football's winningest active coaches, FSU quarterback Casey Weldon completed 22-of-36 passes for 248 yards to lead the Seminoles to a 24-17 victory over Penn State in the inaugural Blockbuster Bowl. The victory pushed FSU to a number four final ranking.

1992 COTTON BOWL

FLORIDA STATE	10
TEXAS A&M	2

DALLAS, Tex. (Jan. 1, 1992) – FSU won the Cotton Bowl with a mix of feisty defense and ball control offense which highlighted the rushing of sophomore Sean Jackson. After consecutive losses to Miami and Florida to end the regular season, the Seminoles rebounded to defeat No. 9 Texas A&M, 10-2.

1993 ORANGE BOWL

FLORIDA STATE	27
NEBRASKA	14

MIAMI, Fla. (Jan. 1, 1993) – The Orange Bowl provided the perfect setting for a reunion. After all, the bowl itself was one Florida State had not visited since 1981, and FSU had never won the game. In addition, the matchup between Big Eight champ Nebraska and Florida State provided a chance for the two teams to get re-acquainted.

1994 ORANGE BOWL

FLORIDA STATE	18
NEBRASKA	16

MIAMI, Fla. (Jan. 1, 1994) – The 60th annual Orange Bowl game proved indeed to be a "Classic" as the nation's top two teams battled to the last second for the 1993 National Championship. When FSU kicker Scott Bentley's field goal with 21 seconds left in the game split the uprights and Cornhusker Byron Bennett's last second kick sailed wide left, FSU stood as 18-16 victors over No. 1 Nebraska.

1995 SUGAR BOWL

FLORIDA STATE	23
FLORIDA	17

NEW ORLEANS, La. (Jan. 2, 1995) – Florida State sacked Florida quarterback Danny Wuerffel five times and FSU's Danny Kanell dissected the UF secondary as Florida State settled a regular season tie, winning "the Fifth Quarter in the French Quarter" 23-17 in the 1995 Sugar Bowl. FSU's Warrick Dunn earned MVP honors as a sophomore. He rushed 14 times for 58 yards, caught nine passes for 51 yards and threw a 73-yard touchdown pass.



LEGENDARY HEAD COACH BOBBY BOWDEN is carried off the field after the Seminoles defeated West Virginia in the 2010 Gator Bowl.

1996 ORANGE BOWL

FLORIDA STATE	31
NOTRE DAME	26

MIAMI, Fla. (Jan. 1, 1996) – Danny Kanell threw two fourth quarter touchdown passes to lead Florida State to a 31-26 come-from-behind win over Notre Dame in the final Orange Bowl game played in the historic stadium. FSU's Andre Cooper was named MVP after setting an Orange Bowl record with three touchdown catches, while Warrick Dunn rushed for 151 yards on 22 carries.

1997 SUGAR BOWL

FLORIDA STATE	20
FLORIDA	52

NEW ORLEANS, La. (Jan. 2, 1997) – A month after FSU defeated Florida 24-21 in the regular season, an incredible number of upsets meant the two would face each other in the Sugar Bowl for the national title. FSU trailed 24-20 in the third quarter, and lost Warrick Dunn to illness soon after. Danny Wuerffel led UF to the win.

1998 SUGAR BOWL

FLORIDA STATE	31
OHIO STATE.....	14

NEW ORLEANS, La. (Jan. 1, 1998) – FSU's passing combo of Thad Busby to E.G. Green combined with the Seminoles relentless defense to give Florida State an impressive 31-14 win over Ohio State. Green had seven catches for 176 yards en route to winning game MVP honors. Busby completed 22-of-33 passes for 324 yards and the Tribe defense allowed just one touchdown in the win.

1999 FIESTA BOWL

TENNESSEE	23
FLORIDA STATE	16

TEMPE, Ariz. (Jan. 4, 1999) – Tennessee had one more big play in them than FSU and the Seminoles could not convert two potential comeback opportunities in the last four minutes as the Volunteers defeated FSU 23-16 to win the 1998 BCS Championship. QB Marcus Outzen, who started his third game in place of an injured Chris Weinke, connected on 9-of-22 passes for 145 yards, but threw an interception that was returned for a touchdown. Tennessee scored on a 79-yard touchdown pass from Tee Martin to Peerless Price with 9:17 left to give them the momentum down the stretch.

2000 SUGAR BOWL

FLORIDA STATE	46
VIRGINIA TECH	29

NEW ORLEANS, La. (Jan. 4, 2000) – No. 1 at the start, No.1 at the finish, Florida State was the perfect national champion. Led by the sizzling Peter Warrick and the steady Chris Weinke, the Seminoles held off Virginia Tech for a 46-29 victory in the national championship game. Weinke completed 20 of 34 passes for 329 yards and four TD's — two to Warrick and two to Ron Dugans. Warrick finished with six catches for 163 yards and was named the game's MVP. Virginia Tech quarterback Michael Vick threw for 225 yards and one TD and ran for 97 yards. He gave the Hokies a lead in the third quarter, 29-28, before Weinke brought FSU back as he has done so well throughout his career. The win gave the Seminoles their second national title in the '90s and marked the first time in the history of the Associated Press poll that a team went wire-to-wire as No. 1.

2001 ORANGE BOWL

FLORIDA STATE	2
OKLAHOMA.....	13

MIAMI GARDENS, Fla. (Jan. 3, 2001) – Oklahoma used its trademark smothering defense to shut down Florida State that give No. 1 ranked Oklahoma a startling 13-2 victory in the Orange Bowl and it's first national title in 15 years. Heisman Trophy winner Chris Weinke completed 25-of-51 passes for 274 yards, but had two interceptions and the offense obviously missed top receiver Snoop Minnis, who was ineligible for the game.

2002 GATOR BOWL

FLORIDA STATE	30
VIRGINIA TECH.....	17

JACKSONVILLE, Fla. (Jan. 1, 2002) – Florida State ended the 2001 football season on a positive note with a convincing 30-17 win over No. 15 Virginia Tech in front of a Gator Bowl record crowd of 72,202. FSU senior wide receiver Javon Walker was named MVP after breaking the Gator Bowl record for receiving yards with 195 yards on four catches including a pair of fourth quarter touchdown passes of 77 and 23 yards from quarterback Chris Rix.

2003 SUGAR BOWL

FLORIDA STATE	13
GEORGIA	26

NEW ORLEANS, La. (Jan. 1, 2003) – Bruce Thornton returned an interception for a touchdown, and No. 4 Georgia held off a short-handed 16th-ranked Florida State team for a 26-13 win in the Sugar Bowl. Georgia kicked four field goals and Musa Smith rushed for 145 yards to lead the SEC Champions to the win. FSU quarterback Fabian Walker started in place of suspended Chris Rix and was himself replaced by wideout Anquan Boldin in the second half.

2004 ORANGE BOWL

FLORIDA STATE	14
MIAMI	16

MIAMI GARDENS, Fla. (Jan. 1, 2004) – After Miami took a 3-0 lead just four minutes into the game, FSU scored touchdowns on consecutive possessions in the second quarter. But Miami's Jarrett Payton ran for 131 yards and the 'Canes kicked three field goals and shutout the Seminoles in the second half for the win.

2005 GATOR BOWL

FLORIDA STATE	30
WEST VIRGINIA	18

JACKSONVILLE, Fla. (Jan. 1, 2005) – Leon Washington led Florida State to a 30-18 victory over West Virginia with a career-high 195 rushing yards. FSU needed only six plays to score a season-high 10 points in the first quarter. Washington went 69 yards on the game's second play for the longest TD run in Gator Bowl history. Lorenzo Booker added to the FSU ground attack with 101 yards.



CHRIS THOMPSON rushed for 147 yards against South Carolina in the 2010 Chick-fil-A Bowl and was named Offensive MVP.

2006 ORANGE BOWL

FLORIDA STATE 23
PENN STATE26 (30T)

MIAMI GARDENS, Fla. (Jan. 3, 2006) – Florida State's Bobby Bowden and Penn State's Joe Paterno battled through three overtimes before PSU hit a 29-yard field goal in the third overtime to win the Orange Bowl 26-23. The Nittany Lions (No. 3) finished 11-1 and led 14-13 at the half. FSU tied it at 16 in regulation with a 48-yard FG by Gary Cismesia with 4:08 left. Both teams missed FG's in the first overtime and matched TD runs in the second.

2006 EMERALD BOWL

FLORIDA STATE 44
UCLA.....27

SAN FRANCISCO, Calif. (Dec. 27, 2006) – Senior tailback Lorenzo Booker ran for 91 yards, caught five passes for 117 more and scored two touchdowns, leading the Seminoles over UCLA to put a happy ending on Bowden's 30th straight winning season. FSU's fourth quarter was dynamite. Greg Carr caught a go-ahead, 30-yard touchdown pass on fourth-and-9, and Booker capped his final college game with a key third-down catch and a 3-yard TD run with 6:17 left. Tony Carter's 86-yard interception return for another score 37 seconds later was the finishing touch.

2007 MUSIC CITY BOWL

KENTUCKY 35
FLORIDA STATE 28

NASHVILLE, Tenn. (Dec. 31, 2007) – Andre Woodson threw four TD passes against Florida State and Kentucky won its second straight Music City Bowl, handing Bobby Bowden his first December bowl loss. Quarterback Drew Weatherford pulled the Seminoles to 28-21 with 8 minutes left on a 1-yard bootleg run -- his first career game with two rushing TDs. Weatherford would add a TD pass to Greg Carr with just over 2 minutes remaining, and Florida State got the ball back at the 1-minute mark behind by one score. Weatherford's last-second pass fell incomplete in the end zone.

2008 CHAMPS SPORTS BOWL

FLORIDA STATE 42
WISCONSIN13

ORLANDO, Fla. (Dec. 27, 2008) – Derek Nicholson and Dekoda Watson returned fumbles for touchdowns, Christian Ponder threw two TD passes and Florida State routed Wisconsin 42-13 in the Champs Sports Bowl. Florida State (9-4) finished with more than eight wins for the first time since 2004. Nicholson had two fumble recoveries, including one he returned 75 yards for a first-quarter touchdown. Punter Graham Gano averaged 48.2 yards on five punts and had three downed inside the Badgers 5 to earn game MVP honors.

2010 GATOR BOWL

FLORIDA STATE 33
WEST VIRGINIA21

JACKSONVILLE, Fla. (Jan. 1, 2010) – Bobby Bowden watched the clock run down to :00, then took his last walk to midfield as his Florida State players jumped up and down, thrusting their helmets into the air. The coach went out a winner, carried off by the Seminoles. Jermaine Thomas ran for two touchdowns and FSU scored 20 unanswered points behind MVP quarterback EJ Manuel to knock off No. 18 West Virginia in the final game of Bowden's storied 44-year career. "I will not forget it. I won't forget the other ones we have here, too," Bowden said, his hands wrapped around the silver Gator Bowl trophy. Bowden finished with a 389-129-4 record, and most importantly to him, a 33rd consecutive winning season.

2010 CHICK-FIL-A BOWL

FLORIDA STATE26
SOUTH CAROLINA17

ATLANTA, Ga. (Dec. 31, 2010) – Florida State rewarded first-year coach Jimbo Fisher with his first bowl victory, courtesy of a complete team effort. Offensive MVP Chris Thompson ran for 147 yards, while Defensive MVP Greg Reid forced two fumbles, broke up four passes and knocked South Carolina star

tailback Marcus Lattimore from the game with a jarring tackle on the opening drive. Dustin Hopkins set a Chick-fil-A Bowl record with four field goals for the 'Noles, who put an exclamation point on their first 10-win season since 2003. EJ Manuel's 7-yard TD pass to Taiwan Easterling with 5:27 to play sealed the win.

2011 CHAMPS SPORTS BOWL

FLORIDA STATE18
NOTRE DAME14

ORLANDO, Fla. (Dec. 29, 2011) – Quarterback EJ Manuel rallied Florida State from a 14-point third quarter deficit with a pair of fourth quarter touchdown passes as the Seminoles defeated Notre Dame 18-14 in the Champs Sports Bowl. Manuel, playing most of the second half on a broken leg, connected with Bert Reed and MVP Rashad Greene on scoring passes of 18 and 15 yards in a span of 1:36 to give FSU a 15-14 lead. The second of two Dustin Hopkins field goals with 8:05 remaining closed out the scoring. FSU's defense intercepted three Irish passes, including Terrence Brooks' end zone theft to seal the game with 2:48 remaining. The 'Noles also registered four sacks.

2013 ORANGE BOWL

FLORIDA STATE31
NORTHERN ILLINOIS10

MIAMI GARDENS, Fla. (Jan. 1, 2013) – Senior fullback Lonnie Pryor led the way for the Seminoles on the ground with 134 yards and two touchdowns on only five carries on his way to being named Orange Bowl MVP. Florida State also had contributions from senior quarterback EJ Manuel, who completed 26-of-38 passes for 291 yards, including a six-yard touchdown pass to receiver Rashad Greene. Manuel became the second QB in FBS history to win four straight bowl games. Defensively, the Noles forced two turnovers and held the Huskies to only 3.5 yards per play. The win was FSU's first BCS win since winning the national championship in the Sugar Bowl after the 1999 season.



LONNIE PRYOR ran five times for a career-high 134 yards and two touchdowns in his final game as a Seminole in the 2013 Orange Bowl against Northern Illinois. His efforts earned him MVP honors.

TWO THOUSAND THIRTEEN

ALL ATLANTIC COAST CONFERENCE

JAMEIS WINSTON

ACC PLAYER OF THE YEAR, ACC OFFENSIVE PLAYER OF THE YEAR
ACC ROOKIE OF THE YEAR, ACC OFFENSIVE ROOKIE OF THE YEAR

ALL-ACC MEDIA 1st TEAM

QB • JAMEIS WINSTON
RB • DEVONTA FREEMAN
WR • RASHAD GREENE
LT • CAM ERVING
C • BRYAN STORK
RG • TRE' JACKSON
CB • LAMARCUS JOYNER

ALL-ACC MEDIA 2nd TEAM

TE • NICK O'LEARY
DT • TIMMY JERNIGAN
LB • CHRISTIAN JONES
LB • TELVIN SMITH
S • TERRENCE BROOKS
PK • ROBERTO AGUAYO

ALL-ACC MEDIA 3rd TEAM

WR • KELVIN BENJAMIN
LG • JOSUE MATIAS
DE • MARIO EDWARDS JR.
S • NATE ANDREWS

ALL-ACC COACHES 1st TEAM

QB • JAMEIS WINSTON
RB • DEVONTA FREEMAN
WR • RASHAD GREENE
LT • CAM ERVING
C • BRYAN STORK
RG • TRE' JACKSON
CB • LAMARCUS JOYNER
DT • TIMMY JERNIGAN
LB • TELVIN SMITH
S • TERRENCE BROOKS
PK • ROBERTO AGUAYO

ALL-ACC COACHES 2nd TEAM

TE • NICK O'LEARY
WR • KELVIN BENJAMIN
LG • JOSUE MATIAS
LB • CHRISTIAN JONES

ALL-ACC COACHES 3rd TEAM

WR • KENNY SHAW
DE • MARIO EDWARDS JR.

LED ACC WITH 17

PLAYERS EACH ON COACHES & MEDIA TEAMS

TWO THOUSAND THIRTEEN

FLORIDA STATE ALL AMERICAN'S



JAMEIS WINSTON

CONSENSUS ALL-AMERICAN
ASSOCIATED PRESS
FWAA
SPORTING NEWS
WALTER CAMP (2nd TEAM)



LAMARCUS JOYNER

UNANIMOUS ALL-AMERICAN
ASSOCIATED PRESS
FWAA, AFCA
SPORTING NEWS
WALTER CAMP



CAM ERVING

SPORTING NEWS
ASSOCIATED PRESS (2nd TEAM)
WALTER CAMP (2nd TEAM)



TIMMY JERNIGAN

FWAA (2nd TEAM)
ASSOCIATED PRESS (2nd TEAM)



ROBERTO AGUAYO

ASSOCIATED PRESS
WALTER CAMP



BRYAN STORK

ASSOCIATED PRESS
FWAA
WALTER CAMP (2nd TEAM)



2013 SCHEDULE



41	SEPTEMBER 2 Pittsburgh, PA	13	
62	SEPTEMBER 14 Tallahassee	7	
54	SEPTEMBER 21 Tallahassee	6	
48	SEPTEMBER 28 Chesnut Hill, MA	34	
63	OCTOBER 5 Tallahassee	0	
51	OCTOBER 19 Clemson, SC	14	
49	OCTOBER 26 Tallahassee	17	
41	NOVEMBER 2 Tallahassee	14	
59	NOVEMBER 9 Winston Salem, NC	3	
59	NOVEMBER 16 Tallahassee	3	
80	NOVEMBER 23 Tallahassee	14	
37	NOVEMBER 30 Gainesville, FL	7	
45	DECEMBER 6 ACC Championship	7	



@FSU_FOOTBALL



FSUFOOTBALL



/FSUSEMINOLES

SEMINOLES.COM