



2020-21 SOUTH ALABAMA MEN'S BASKETBALL

USAJaguars.com
@WeAreSouth_MBB
#BurnTheBoats

Game 5 • South Alabama Jaguars (3-1) at Auburn Tigers (1-2) • 8 p.m.
December 4, 2020 • Auburn Arena (9,121) • Auburn, Ala.

South Alabama Quick Facts

School Name University of South Alabama
Location Mobile, Ala.
Founded 1963
Enrollment 14,224
President Dr. Tony G. Waldrop (North Carolina '74)
Athletics Director Dr. Joel Erdmann (S. Dakota St. '86)
National Affiliation NCAA Division I
Conference Sun Belt
Home Court Mitchell Center (10,000)
Nickname Jaguars
School Colors Blue, Red and White

• Coaching Staff •

Head Coach Richie Riley
Alma Mater Eastern Kentucky, 2005
Record at South Alabama 37-28 (3rd year)
Career Record 72-56 (5th year)
Men's Basketball Office Phone (251) 460-6104
Best Time of Day to Reach Weekday mornings
Associate Head Coach Amorrow Morgan
Alma Mater Idaho State, 2012
Assistant Coach Adam Howard
Alma Mater Western Kentucky, 2008
Assistant Coach Tyler Parker
Alma Mater Faulkner, 2012
Director of Basketball Operations Mikael Kosich
Alma Mater Montana State-Billings, 2015
Assistant Athletic Trainer Matthew Brown

• Communications and Digital Media •

Assistant Athletic Director/MBB Contact Brian Fremund
Office (251) 414-8032
Email bfremund@southalabama.edu
Strategic Communications Fax (251) 414-8032
Press Row Phone (251) 460-7418
Comm and Digital Media Mailing Address 300 Joseph E. Gottfried Drive
Athletics Administration Building
Mobile, AL 36688

• Basketball History •

First Year of Basketball 1968-69
Overall All-Time Record 840-665
All-Time Sun Belt Conference Record 370-315
NCAA Tournament Appearances/Last 8/2008
NIT Tournament Appearances/Last 4/2007
Sun Belt Tournament titles 1980, 1989, 1991, 1997
1998, 2006

Communications Contacts

South Alabama
Brian Fremund (bfremund@southalabama.edu)
(251) 414-8032 (office)
(251) 623-3191 (cell)

South Alabama (Alternate)
Joseph Ashley (jashley@southalabama.edu)
(251) 414-8184 (office)
(304) 982-4766 (cell)

THE COACHES

South Alabama **Richie Riley** (Eastern Kentucky, 2005)
Record at USA: 37-28 (3rd year)
Overall Record: 72-56 (5th year)
Record vs. Auburn: 0-2

Auburn **Bruce Pearl** (Boston College, 1982)
Record at Auburn: 126-80 (7th year)
Overall Record: 588-225 (26th year)

ON THE AIR

Radio: Sports Talk 99.5; **J.T. Crabtree** (pxp); **Joe McNulty** (color)
Web: <http://sportstalk995.heart.com/listen> (audio); SEC Network (TV/Internet Streaming); **Paul Sunderland** (pxp), **Jon Sundvold** (color)

RANKINGS

USA: #169 NET*, #171 Sagarin
Auburn: # 27 NET*, #68 Sagarin
*NET reflects the end of last season

LAST GAME

South Alabama defeated Emmanuel (Ga.), 86-47, Tuesday night in the Mitchell Center. Auburn fell to Central Florida, 63-55, at the Addition Financial Arena in Orlando, Fla.

NEXT GAME

USA will return home to face William Carey on Tuesday evening at 6 p.m. Auburn will face Memphis in Atlanta, Ga., eight days after playing South on Dec. 12.

THE SERIES

This will be the 12th meeting in the series, Auburn leads seven wins to four. At Auburn, the Tigers hold a four games to two advantage. USA's most recent win came at Auburn (12/1/00).

The University of South Alabama men's basketball team travels for its first road game of the year to Auburn for a marquee match with the Tigers in Auburn Arena with tipoff scheduled for 8 p.m., Friday night with the game airing on SEC Network.

The Tigers have claimed victory in the last four meetings of the series with the most recent South Alabama win happening just over two decades ago when USA triumphed 68-66 on Dec. 1, 2000. The last meeting was decided by a single point when the teams met in the Mitchell Center on Nov. 12, last year. The then No. 22 team in the country had Isaac Okoro make a layup with 2.9 seconds remaining in regulation to go up 70-69.

2020-21 Schedule

| Date | Opponent | Result/Time |
|-------|-----------------------|-------------|
| 11/25 | Florida Atlantic# | W 68-66 |
| 11/27 | Mobile# | W 95-75 |
| 11/29 | Jacksonville State# | L 73-77 |
| 12/1 | Emmanuel (Ga.) | W 86-47 |
| 12/4 | at Auburn | 8 p.m. |
| 12/8 | William Carey | 6 p.m. |
| 12/12 | at Southern Miss | 6 p.m. |
| 12/16 | Flagler (Fla.) | 6 p.m. |
| 12/19 | at Alabama A&M | 2 p.m. |
| 1/1 | at Georgia Southern* | tba |
| 1/2 | at Georgia Southern* | tba |
| 1/8 | at Coastal Carolina* | 5 p.m. |
| 1/9 | at Coastal Carolina* | 2 p.m. |
| 1/15 | Appalachian State* | 6 p.m. |
| 1/16 | Appalachian State* | 4 p.m. |
| 1/22 | Georgia Southern* | 6 p.m. |
| 1/23 | Georgia Southern* | 4 p.m. |
| 1/29 | at Georgia State* | tba |
| 1/30 | at Georgia State* | tba |
| 2/5 | Coastal Carolina* | 6 p.m. |
| 2/6 | Coastal Carolina* | 4 p.m. |
| 2/11 | Troy* | 6 p.m. |
| 2/13 | at Troy* | 4 p.m. |
| 2/19 | at Appalachian State* | 5 p.m. |
| 2/20 | at Appalachian State* | 3 p.m. |
| 2/26 | Georgia State* | 6 p.m. |
| 2/27 | Texas State* | 4 p.m. |
| 3/5-8 | SBC Tournament S | tba |

* Sun Belt Conference game

Goldie and Herman Ungar Memorial Classic

S Sun Belt Conference Tournament, Pensacola, Fla.

Quick Hits (20-21)

Record: 2-1
vs. non-conf: 3-1 / vs. Sun Belt: 0-0 / vs. Division I: 1-1
Streak: Won 1
4-1 / 9-1 / 11-4
Longest winning / losing streak: 2 / 1

SOUTH ALABAMA AT-A-GLANCE

| No. | Name | Pos. | Ht. | Wt. | Yr. | MPG | PPG | RPG | Notes |
|-----|------------------|------|-----|-----|-------|------|------|-----|--|
| 0 | KK Curry | F | 6-6 | 195 | So. | 11.3 | 3.3 | 2.5 | Recorded 6 pts, 4 rebs in last year's season finale vs Texas St |
| 1 | Andrew Anderson | G | 6-0 | 160 | Fr. | 5.0 | 0 | 3.0 | Made Jaguar Debut against Emmanuel (Ga) |
| 2 | David Walker | G | 6-3 | 205 | Jr. | 18.0 | 8.3 | 2.5 | Career high 14 pts last game |
| 3 | Tyreke Locure | G | 6-0 | 165 | So. | 33.8 | 11.5 | 7.8 | Career high 6 stls vs. Mobile (11/27) Leads team in REBS (31) |
| 4 | Kayo Goncalves | F | 6-8 | 212 | Gr. | 33.5 | 12.3 | 6.3 | Highest 3-pt shooting % (.545) and FT % (1.000) on team |
| 12 | Michael Flowers | G | 6-1 | 189 | Sr. | 34.5 | 20.3 | 3.8 | Team-high 13 threes, Hit game-winning 3 against FAU (11/25) |
| 14 | Adam Sizemore | G | 5-9 | 166 | So. | 2.0 | 0 | 0 | Two appearances: Mobile (11/27) and Emmanuel (Ga.) (12/1) |
| 22 | Sam Iorio | F | 6-7 | 221 | Jr. | 18.0 | 9.0 | 2.5 | Started the first 2 games, scored 16 against FAU |
| 24 | Terrence Lewis | G | 6-6 | 200 | Sr. | - | - | - | Out: Injured |
| 25 | Jamal West | F | 6-5 | 224 | Fr. | 27.3 | 5.3 | 6.0 | Started first 4 games of the season, career high 14 pts last game |
| 30 | AC Kelly | F | 6-6 | 190 | So. | - | - | - | |
| 42 | Zondrick Garrett | F | 6-7 | 202 | Fr. | - | - | - | Out: Injured |
| 50 | John Pettway | G | 6-3 | 189 | R-Sr. | 30.3 | 15.7 | 3.7 | Career high 22 points vs. Mobile (11/27), First start vs JSU (11/29) |

Probable Starters Highlighted; based on previous game.

SOUTH ALABAMA'S LAST GAME

South Alabama 86, Emmanuel (Ga.) 47 • December 1, 2020

MOBILE, Ala. — Michael Flowers led six University of South Alabama men's basketball players in double figures Tuesday as the Jaguars picked up an 86-47 non-conference victory over Emmanuel (Ga.) at the Mitchell Center.

Flowers recorded a game-high 17 points, making 6-of-10 from the floor, to go along with five assists as South improved to 3-1 on the year. Three Jags approached a double-double with Kayo Goncalves recording 14 points and eight rebounds, Jamal West supplying 12 points and nine boards, and Tyreke Locure ending the contest with 12 points and eight rebounds. David Walker and KK Curry contributed 14 and 10 points, respectively, as well.

Tyonn Stuckey was the only Lion in double-digits in the scoring column after posting 14 while hitting 4-of-9 attempts from beyond the arc. Kyler Ingram and Jayvion Rucker pulled down six rebounds each to lead EC on the glass.

GAME FACTS

- USA allowed just one field goal in the first five-and-a-half minutes while jumping out to a 17-3 advantage.
- The lead was still 11, 25-14, midway through the opening half, with Flowers contributing a team-best eight points during the opening stretch of the contest.
- South was up 42-21 at the intermission after limiting the Lions to just 25.9 percent shooting from the floor over the first 20 minutes.
- The Jags scored 25 points off 21 EC turnovers with four individuals — Curry, Flowers, John Pettway and West — recording multiple steals.
- South limited the Lions to a 26.4 percent mark from the field for the game.

AUBURN'S LAST GAME

UCF 63, Auburn 55 • November 30, 2020

ORLANDO, Fla. — It was a strong effort defensively from Auburn on Monday night. But the Tigers struggled offensively and didn't have enough firepower to win on the road as they dropped a 63-55 decision to UCF to wrap up a three-game stretch in Florida.

"Defensively I thought our kids played hard. I thought we had a good game plan," Auburn head coach Bruce Pearl said. "To hold Central Florida down to 63 points, 37 percent shooting, turning them over 19 times — I thought we did a really good job there. Offensively, it was a disaster. There's no other way of putting it. We played much better in Fort Myers than we did tonight."

The lone bright spot offensively for Auburn was junior guard Jamal Johnson who finished with a career-high 18 points and made 5 of 12 shots from beyond the arc.

The Tigers got down by as many as 12 early in the second half, but Johnson responded with a 3 to jumpstart a 5-point possession and swing the momentum back in their favor. Later in the half, he drained another 3 to cut the UCF lead to six. He also added five rebounds and two assists to along with his game-high 18 points.

"He had two assists, no turnovers. He shot a good percentage. He had five rebounds. I thought Jamal played really well," Pearl said. "This is his fourth year of college basketball. He's really my only experienced college player. I think that's shown. I thought he played pretty well against Gonzaga, and I thought he played well again tonight."

As a team, though, Auburn struggled shooting the ball. The Tigers shot 32 percent (20-62) from the field and just 21 percent (7-34) from beyond the arc. They were 8 of 22 from the free throw line.

However, it was Auburn's effort on the defensive end and on the glass that kept the Tigers in it. They forced 19 turnovers, blocked five shots and held UCF to 37 percent shooting. They also pulled down 19 offensive rebounds and won the battle on the glass, 48-40.

After spending the past week in the Sunshine State, the Tigers (1-2) will return home to make their 2020-21 debut in Auburn Arena on Friday night against South Alabama.

"It will be good to get this team back home," Pearl said. "Maybe we'll play better at home just from the familiarity of it. It's going to be a great weekend at Auburn with the Texas A&M football game on Saturday. South Alabama gave us all we wanted a year ago. We'll see if we can continue to learn and get better."

The game is scheduled to tip at 8 p.m. CT and will be televised on SEC Network.

OPENING TIP

- USA enters the matchup with a 3-1 record after dispatching Emmanuel (Ga.), 86-47, Tuesday night in the Mitchell Center.
- Auburn won its first game of the year, beating Saint Joseph's in overtime 96-91, but followed that up with a 23-point loss to the No. 1 team in the country in the Associated Press Poll, Gonzaga, and an eight-point defeat to Central Florida most recently.
- South spread around the scoring last time out with six players getting into double figures. Michael Flowers led the way for USA, a feat he has accomplished in all four of the Jags' contests, with 17. Kayo Goncalves scored 14 with four threes and a field goal, while Jamal West and Tyreke Locure had 12 each. KK Curry and David Walker were the other two Jags to make it into double digits, while both came off the bench; it was the first time either player had scored 10 or more this season.
- Replacing 84.5 percent of their scoring, Jaguar newcomers Flowers, Goncalves, Walker and West contributed with 191 of South's 322 points scored over the four games. Returners John Pettway and Locure with first-year player Sam Iorio made up the bulk of the remainder with 118 points between the three.
- The Jaguars have taken care of the ball in the past three games, with under 10 turnovers in each contest, and won the turnover battle by an average of nine per game.
- No Jaguar has managed a double-double this year, but a few have been very close. Locure needed two rebounds or less in three of the four games and West was one point and a rebound shy of the mark against Mobile while falling a rebound short against Emmanuel. Goncalves was two rebounds shy against Emmanuel, with an eight-point, eight-rebound effort against FAU on opening night.
- After a drama filled offseason, Flowers introduced himself to South Alabama with a go-ahead three with one second left in the opening-night game against Florida Atlantic. The senior from Southfield, Mich., has averaged 20.3 points per game over the season.
- Including his seasons at Southeastern Oklahoma State, Goncalves set a career high with four blocks against Emmanuel (Ga.). That total is twice as many as any other player on the team has on the season.
- Iorio is hopeful to return to action against the Tigers Friday night. Scoring 16 points in the first game off nearly perfect shooting, 5-of-6 from the field with 2-of-2 from behind the arc and 4-of-4 from the free throw line, Iorio went down injured in the opening minutes against Mobile, coming off the court after making two free throws.



Richie Riley

Head Coach Eastern Kentucky, 2005 3rd Season

It took just one season for Richie Riley to turn the fortunes of the South Alabama men's basketball program around as he led the Jaguars to its best record in five years and has them poised to become a force in the Sun Belt Conference.

The gains in year one were modest, but important. The Jags increased their win total by three to 17, which was their most since 2012-13, set a new school record for 3-pointers with 285, and had two players — Josh Ajayi and Trahe Mitchell — named all-Sun Belt for the first time since 2009.

Ajayi and Mitchell paced a group of five players in double digits, a first for the program since 1996-97, led by Ajayi's career-best 16.4 points per game. Ajayi, who led the Sun Belt in field-goal percentage and ranked in the league's top in both scoring and rebounding, was voted to the second team, while Mitchell, the school's second-ever player — and first since 1988-89 — to record 200 rebounds and 100 assists in the same season.

The offense, which posted a scoring average of 72.9, USA's highest since 2007-08, was firing on all cylinders in December during a span that saw South Alabama go 6-2. Starting Dec. 8, the Jaguars recorded 79 points or more and posted a positive assist/turnover ratio in six straight outings, neither of which had been done since the end of the 1990-91 campaign. In addition, the Jags also shot 50 percent or better in five straight games during that span, which also had not been done since 1990-91.

A recruiting strategy based heavily on the transfer market brought in highly-regarded players from California, Florida and South Carolina, and all-conference honorees from American, High Point and Howard.

Riley was announced on March 8, 2018 as the 10th head coach in the history of the program after helping Nicholls to its first regular-season Southland Conference championship since 1998.

Riley was the head coach the previous two seasons at Nicholls, compiling a 35-28 overall record and a 22-14 mark in the Southland Conference. In his last season, he led the Colonels to the regular-season co-championship with a 15-3 record in league play and an overall mark of 21-11; it was the program's first winning season since the 2008-09 campaign.

Nicholls led the conference in scoring with an average of 82.5 points per game, and was among the top three in the league in eight other statistical categories including second in field-goal percentage (47.2%), 3-point field goals per game (8.1), steals per game (9.6) and scoring margin (+7.2 ppg). Not only was the team among the top five in the country in total steals, steals per game and turnovers forced, it ranked among the top 25 nationally in scoring average and top 50 in field-goal percentage as well.

Under his guidance, Roddy Peters became the Colonels' first first-team all-league selection since 2013 this season, with two other student-athletes earning all-Southland recognition during Riley's two years at the helm of the program.

Peters, who was also the league's newcomer of the year, joined fellow all-Southland honoree Tevon Saddler in the top six in the conference in scoring, with 19.7 and 15.8 points per game, respectively. Peters was second in scoring and sixth with 4.2 assists per contest, while Saddler, a second-team selection, was sixth in points and ninth with 6.6 rebounds per game.

The Colonels' tenacity on defense led to three players listed in the conference's top 11 in steals, including all-defensive team member Jahvaughn Powell, who led the SLC in steals per game (2.3), and Kevin Johnson, who ranked third (1.9).

The season before, the team went 7-11 in league play and 14-17 overall, but led the Southland in both blocks (6.1) and 3-pointers (9.0) per game. The Colonels were fourth in steals per game (7.5), but Powell was second individually (2.0), and Johnathan Bell ranked third (1.9).

Powell paced the SLC in assists per game (5.0) and Liam Thomas was the statistical champion in blocks (4.2).

Prior to taking over at Nicholls, he was an assistant for two seasons at Clemson. In his first season on the staff, he helped the Tigers to eight Atlantic Coast Conference wins — with one coming at NCAA Sweet 16 participant North Carolina State — as well as a pair of victories over NCAA Tournament teams from the SEC, including a top-25 Arkansas squad. The following year Clemson won 10 ACC games for only the fifth time in program history, while his efforts in recruiting helped the Tigers sign both ESPN 4-star top-100 prospect Ty Hudson and the No. 2 national junior-college prospect, Legend Robertin.

As an assistant at Alabama-Birmingham from 2012-14, Riley played a key role in the Blazers signing a top-25 recruiting class that would provide the core of a team that advanced to the third round of the 2015 NCAA Tournament; the group included three individuals who would go on to earn all-Conference USA honors as well as the league's 6th Man-of-the-Year Award. His time at UAB was highlighted by a 63-59 victory over No. 16 North Carolina during the 2013-14 season.

Riley's efforts with the Blazers led to his selection to attend the prestigious Villa 7 Conference for rising assistants.

In his lone season at Eastern Kentucky in 2011-12, he was part of a staff that led the Colonels to a 16-16 record. But his efforts in recruiting for the program played a part in signing a class that would help ECU advance to the NCAA Tournament in 2015; the group included Corey Walden, who would go on to twice be chosen the Ohio Valley Conference Defensive Player of the Year and the 2014 OVC Tournament Most Valuable Player in addition to being voted first-team all-league in '15.

Riley's first experience at the NCAA Division I level came at Coastal Carolina, where he was an assistant on Cliff Ellis' staff from 2009-11. In his two years with the program, the Chanticleers posted a 56-13 mark overall and 31-5 record in the Big South Conference, winning a pair of regular-season titles, advancing to the conference tournament championship game twice and making an appearance in the National Invitation Tournament each season.

After beginning his coaching career as an assistant at Georgetown (Ky.) from 2003-05, Riley also served as an assistant at Hawai'i-Pacific during the 2005-06 campaign before a three-season stint at Pikeville (Ky.) from 2006-09. While at PC he received the honor of 'Top NAIA Assistant' from RecruitingRumors.com.

A 2005 Eastern Kentucky graduate with a degree in special education and human behavior, Riley and his wife Jess have two sons, Reese and Rock.

The Riley Ledger

| Year | School | Overall | Conference | Finish | Notes |
|--------------------------|--------------------|--------------|--------------|-------------------------------|-----------------------------|
| Assistant Coach | | | | | |
| 2003-04 | Georgetown (Ky.) | 30-8 | 8-2 | 1st | Regular season champs |
| 2004-05 | Georgetown (Ky.) | 28-6 | 8-2 | T-1st | Regular season co-champs |
| 2005-06 | Hawai'i Pacific | 8-19 | 3-8 | 4th | — |
| 2006-07 | Pikeville | 12-19 | 3-7 | T-4th | — |
| 2007-08 | Pikeville | 22-9 | 4-6 | 4th | — |
| 2008-09 | Pikeville | 20-12 | 7-5 | T-3rd | — |
| 2009-10 | Coastal Carolina | 28-7 | 15-3 | 1st | Regular season champs; NIT |
| 2010-11 | Coastal Carolina | 28-6 | 16-2 | 1st | Regular season champs; NIT |
| 2011-12 | Eastern Kentucky | 16-16 | 7-9 | 8th | — |
| 2012-13 | Alabama-Birmingham | 16-17 | 7-9 | T-7th | — |
| 2013-14 | Alabama-Birmingham | 18-13 | 7-9 | T-8th | — |
| 2014-15 | Clemson | 16-15 | 8-10 | T-8th | — |
| 2015-16 | Clemson | 17-14 | 10-8 | T-7th | — |
| Head Coach | | | | | |
| 2016-17 | Nicholls State | 14-17 | 7-11 | T-8th | — |
| 2017-18 | Nicholls State | 21-11 | 15-3 | T-1st | Southland Coach of the Year |
| 2018-19 | South Alabama | 17-17 | 8-10 | 8th | — |
| 2019-20 | South Alabama | 20-11 | 13-7 | — | — |
| 2020-21 | South Alabama | 3-1 | | | |
| Head Coach (5) | | 75-58 | 43-31 | 1 Regular Season Title | |
| South Alabama (3) | | 40-29 | 21-17 | | |

SOUTH ALABAMA ROSTER

| No. | Name | Pos. | Ht. | Wt. | Yr.-Exp. | Hometown (Previous School/High School) |
|-----|------------------|------|-----|-----|----------|--|
| 0 | KK Curry | F | 6-6 | 195 | So.-1L | Cleveland, Tenn. (Scotland Campus Sports/Cleveland HS) |
| 1 | Andrew Anderson | G | 6-0 | 160 | Fr.-HS | Millington, Tenn. (Tipton-Rosemark Academy) |
| 2 | David Walker | G | 6-3 | 205 | Jr.-TR | Toronto, Ontario, Canada (Casper (Wyo.) CC) |
| 3 | Tyreke Locure | G | 6-0 | 165 | So.-1L | New Orleans, La. (Des Moines North [Iowa] HS) |
| 4 | Kayo Goncalves | F | 6-8 | 212 | Gr.-TR | Rio de Janeiro, Brazil (Southeastern Oklahoma State) |
| 12 | Michael Flowers | G | 6-1 | 189 | Sr.-TR | Southfield, Mich. (Western Michigan) |
| 14 | Adam Sizemore | G | 5-9 | 160 | So.-1L | London, Ky. (North Laurel HS) |
| 22 | Sam Iorio | F | 6-7 | 221 | Jr.-TR | Allentown, Pa. (American/Parkland HS) |
| 24 | Terrence Lewis | G | 6-6 | 200 | Sr.-TR | Milwaukee, Wis. (Iowa State) |
| 25 | Jamal West | G | 6-5 | 224 | Fr.-HS | Baltimore, Md. (St. Frances Academy) |
| 30 | A.C. Kelly | G | 6-6 | 190 | So.-1L | Allentown, Pa. (Scotland Campus Sports/Parkland HS) |
| 42 | Zondrick Garrett | F | 6-7 | 202 | Fr.-HS | Oxford, Ala. (Oxford HS) |
| 50 | John Pettway | G | 6-3 | 180 | Sr.-3L | Safford, Ala. (Keith HS) |

Head coach: Richie Riley (Eastern Kentucky '05), third season

Associate head coach: Amorrow Morgan (Idaho State '12), third season

Assistant coaches: Adam Howard (Western Kentucky '08), third season
Tyler Parker (Faulkner '12), third season

Director of operations: Mikel Kosich (Montana State-Billings '15), third season

Director of player development: Jake Ricciardi (Memphis '16), third season

Special assistant to the head coach: Stevie Repichowski (Nicholls State '18), third season

Director of recruiting: Darion Brown, first season

Assistant athletic trainer: Matthew Brown (Indiana State '06), 12th season

Pronunciation Guide

Kayo Goncalves – Kai-oh Gon-sal-ves

Zondrick Garrett – Zon-drick Garrett

Tyreke Locure – Ty-REEK Low-CURE

SOUTH ALABAMA RESULTS AND LEADERS

| Date | Opponent | Time/Result | Points | Rebounds | Assists | Blocks | Steals |
|-------|--|-------------|------------|------------------|-------------------|----------------|-----------|
| 11/25 | FAU | W 68-66 | Flowers-20 | Locure-9 | Locure-5 | Locure/Iorio-1 | Locure-3 |
| 11/27 | Mobile | W 95-75 | Flowers-25 | West-9 | Locure-4 | Goncalves-2 | Locure-6 |
| 11/29 | Jacksonville State | L 73-77 | Flowers-19 | Flowers/Locure-6 | Flowers-6 | None | Pettway-3 |
| 12/1 | Emmanuel (Ga.) | W 86-47 | Flowers-17 | West-9 | Flowers/Pettway-5 | Goncalves-4 | Pettway-3 |
| 12/4 | at Auburn | | | | | | |
| 12/8 | William Carey | | | | | | |
| 12/12 | at Southern Miss | | | | | | |
| 12/16 | Flagler (Fla.) | | | | | | |
| 12/19 | at Alabama A&M | | | | | | |
| 1/1 | at Georgia Southern* | | | | | | |
| 1/2 | at Georgia Southern* | | | | | | |
| 1/8 | at Coastal Carolina* | | | | | | |
| 1/9 | at Coastal Carolina* | | | | | | |
| 1/15 | Appalachian State* | | | | | | |
| 1/16 | Appalachian State* | | | | | | |
| 1/22 | Georgia Southern* | | | | | | |
| 1/23 | Georgia Southern* | | | | | | |
| 1/29 | at Georgia State* | | | | | | |
| 1/30 | at Georgia State* | | | | | | |
| 2/5 | Coastal Carolina* | | | | | | |
| 2/6 | Coastal Carolina* | | | | | | |
| 2/11 | Troy* | | | | | | |
| 2/13 | at Troy* | | | | | | |
| 2/19 | at Appalachian State* | | | | | | |
| 2/20 | at Appalachian State* | | | | | | |
| 2/26 | at Georgia State* | | | | | | |
| 2/27 | at Georgia State* | | | | | | |
| 3/5-8 | Sun Belt Conference Tournament (Pensacola, Fla.) | | | | | | |

THE LAST TIME...

Individual

A player scored 40 points: Junie Lewis (41) vs. VCU (1/30/88)

A player scored 30 points: Josh Ajayi (30) vs. Southern Miss (11/9/19)

A player made 15 field goals: Junie Lewis (15) vs. VCU (1/30/88)

A player made 8 3-pointers: Kory Holden (8) at Southern Miss (11/28/18)

A player made 11 free throws: Rodrick Sikes (13) vs. Appalachian State (1/20/18)

A player grabbed 20 rebounds: Terry Catledge (26) vs. UNC Charlotte (1/20/85)

A player dished out 10 assists: Herb McGee (11) vs. Southeast Missouri (11/19/18)

A player blocked 7 shots: Trhae Mitchell (9) vs. Pikeville (11/6/19)

A player had 7 steals: Demetric Bennett (7) vs. Texas College (12/19/06)

A player made a shot in the last 2 seconds to win: Michael Flowers (1.0, 3 ptr, W 68-66) vs. FAU (11/25/20)

An opponent made a shot in the last 2 seconds to win: Demario Beck (1.3, 2 ptr, L 70-72) at Coastal Carolina (2/17/18)

Team - Offense

Scored 100+ points: 106-76 vs. Huntingdon (11/11/18)

Scored 90-99 points: 95-75 vs. Mobile (11/27/20)

Scored 50 or fewer: 50-49 vs. ULM (2/15/20)

Scored 90 or more and lost: 93-96 at Rice 3OT (12/7/13)

Scored 90 or more in regulation and lost: 94-102 at Little Rock (1/30/95)

Scored 55 or fewer and won: 50-49 vs. ULM (2/15/20)

Made 45 field goals: 48 vs. William Carey (2/25/03)

Shot 60% from the floor: 68.4% (26-38) vs. Troy (2/29/20)

Shot 70% from the floor in a half: 81.0% at Appalachian State (2/20/20)

Shot less than 30% from the floor: 24.7% vs. Jacksonville (11/17/18)

Shot less than 20% from the floor in a half: 18.5% at Southern Miss (11/17/10)

Made 12 3-pointers: 12 vs. Appalachian State (12/19/19)

Made 35 free throws: 37 vs. New Orleans (3/9/08)

Grabbed 60 rebounds: 61 vs. Florida International (2/11/10)

Recorded 15 or more steals: 20 vs. Texas College (12/19/06)

Recorded 25 or more assists: 25 vs. Alabama A&M (12/19/18)

Blocked 10 or more shots: 10 vs. Alabama A&M (12/17/19)

Had fewer than 7 turnovers: 6 vs. Texas State (3/3/20)

Did not make a 3-pointer: 0-24 at Florida State (11/20/11)

Shot less than 10% on 3-pointers: 6.7% (1-15) at Louisiana (2/13/17)

Shot 90% from the free throw line: 90.0% (9-10) vs. Appalachian State (12/19/19)

Shot less than 50% from the free throw line: 42.1% (8-19) vs. Georgia State (1/17/19)

Had six players score in double figures: 6 vs. Emmanuel (Ga.) (12/1/20); Flowers-17, Goncalves-14, Walker-14, West-12, Locure-12, Curry-10

Had zero players score in double figures: at Little Rock (2/6/16)

Had two 20-point scorers: Michael Flowers (25) and John Pettway (22) vs. Mobile (11/27/20)

Two players had a double-double: Trhae Mitchell (18p-11r) and Herb McGee (12p-10r) at Appalachian State (3/9/19)

Team - Defense

Held a team to 39 or fewer: 99-34 vs. Trinity Baptist (1/9/18)

Had an opponent score 100 or more: 101-58 at Auburn (11/6/18)

Had an opponent shoot 70% or better in a half: 70.8% (17-24) at Georgia State (2/15/19)

Held an opponent to less than 30% from the field: 26.4% (14-53) vs. Emmanuel (Ga.) (12/1/20)

Held an opponent to less than 20% from the field in a half: 16.1% (5-31) vs. Mobile (12/28/19)

Held an opponent to less than 10% 3-point FG's: 8.3% (1-12) vs. Mobile (12/20/18)

Team - Miscellaneous

Won a game by 25 points or more: 39 (86-47) vs. Emmanuel (Ga.) (12/1/20)

Lost a game by 25 points or more: 29 (62-91) at Little Rock (1/12/19)

Won a game when trailing by 10 or more: 12, 19-7 (10:33, 1st) vs. ULM (2/15/20)

Won a game when trailing by 10 or more in 2nd half: 10, 35-25 (16:13, 2nd) vs. ULM (2/15/20)

Lost a game when leading by 10 or more: 11, 56-45 (8:47, 2nd) vs. La Salle (11/27/19)

Lost a game when leading by 10 or more in 2nd half: 11, 56-45 (8:47) vs. La Salle (11/27/19)

Played an overtime game: L 76-81 vs. La Salle (11/27/19)

Played in a multiple-overtime game: W 84-77 2OT vs. Coastal Carolina (1/5/19)

Won an overtime game: 84-77 2OT vs. Coastal Carolina (1/5/19)

Lost an overtime game: 76-81 vs. La Salle (11/27/19)

HISTORY VS. RANKED OPPONENTS

| Date | Opponent | W/L | Score |
|----------|------------------------------|--------|--------|
| 2/28/70 | at #15 Houston | L | 90-128 |
| 1/25/71 | at #6 Jacksonville | L | 76-91 |
| 2/4/71 | #6 Jacksonville | L | 83-102 |
| 1/19/72 | at #11 Florida State | L | 72-105 |
| 2/7/72 | #12 Florida State | L | 81-104 |
| 12/19/72 | at #10 Missouri | L | 66-94 |
| 2/8/73 | #16 Jacksonville | L | 63-77 |
| 2/21/73 | #20 at Jacksonville | L | 56-101 |
| 12/13/75 | at #16 UNLV | L | 82-122 |
| 2/2/78 | at #15 Florida State | W | 58-56 |
| 3/10/79 | vs. #18 Louisville (NCAA) | L | 66-69 |
| 12/1/79 | at #10 Louisville | L | 73-75 |
| 12/16/80 | at #7 Ohio State | W | 76-67 |
| 1/13/82 | #17 Louisville | L | 68-76 |
| 12/15/82 | at #13 Louisville | L | 77-94 |
| 1/11/85 | #10 Kansas | L (ot) | 81-90 |
| 1/24/85 | #19 Virginia Commonwealth | L | 70-71 |
| 2/2/85 | at #20 UAB | L (ot) | 73-81 |
| 12/9/85 | at #7 Kansas | L | 48-72 |
| 1/13/86 | at #14 UAB | L | 64-77 |
| 2/24/86 | at #16 Louisville | L | 55-66 |
| 1/4/88 | at #20 Louisville | L | 69-80 |
| 3/17/89 | vs. #20 Alabama (NCAA) | W | 86-84 |
| 3/19/89 | vs. #10 Michigan (NCAA) | L | 82-91 |
| 11/29/89 | #11 Arkansas | L | 90-105 |
| 12/8/89 | at #14 Indiana | L | 67-96 |
| 12/11/90 | at #2 Arkansas | L | 91-101 |
| 3/15/91 | vs. #10 Utah (NCAA) | L | 72-82 |
| 12/30/91 | #16 Arkansas | L | 82-101 |
| 2/22/92 | #19 Cincinnati | L | 78-104 |
| 1/2/93 | at #21 Cincinnati | L | 49-87 |
| 2/27/93 | #19 New Orleans | L | 62-71 |
| 3/13/97 | vs. #15 Arizona (NCAA) | L | 57-65 |
| 3/12/98 | vs. #22 Illinois (NCAA) | L | 51-64 |
| 12/30/99 | at #6 Florida | L | 61-82 |
| 12/30/02 | #8/10 Mississippi State | L | 74-85 |
| 12/2/04 | at #15/21 Mississippi State | L | 52-66 |
| 12/17/05 | #25 Houston | W | 66-62 |
| 3/16/06 | vs. #11 Florida (NCAA) | L | 50-76 |
| 11/23/08 | at #3/3 Louisville | L | 54-81 |
| 12/22/09 | at #18/18 Florida | W | 67-66 |
| 11/20/11 | at #25/24 Florida State | L | 39-80 |
| 11/9/12 | at #25/24 Florida State | W | 76-71 |
| 12/14/13 | vs. #20/16 Gonzaga (Seattle) | L | 59-68 |
| 11/28/14 | at #17/20 Miami (Fla.) | L | 75-87 |
| 11/6/18 | at #11/12 Auburn | L | 58-101 |
| 11/12/19 | #22 Auburn | L | 69-70 |

Record: 6-41

THE POLLS

Associated Press Poll – Week 2

| Rank | Team | Record | Pts | Prev |
|------|----------------|--------|-----------|------|
| 1 | Gonzaga | 2-0 | 1,569(57) | - |
| 2 | Baylor | 2-0 | 1,513(6) | - |
| 3 | Iowa | 2-0 | 1,410 | 5 |
| 4 | Wisconsin | 2-0 | 1,287 | 7 |
| 5 | Illinois | 3-0 | 1,281 | 8 |
| 6 | Duke | 1-0 | 1,185 | 9 |
| 7 | Kansas | 1-1 | 1,169 | 6 |
| 8 | Michigan State | 2-0 | 1,028 | 13 |
| 9 | Creighton | 1-0 | 981 | 11 |
| 10 | Houston | 3-0 | 949 | 17 |
| 11 | West Virginia | 3-0 | 943 | 15 |
| 12 | Villanova | 2-1 | 939 | 3 |
| 13 | Tennessee | 0-0 | 878 | 12 |
| 14 | North Carolina | 1-0 | 591 | 16 |
| 15 | Virginia | 1-1 | 581 | 4 |
| 16 | Virginia Tech | 3-0 | 570 | - |
| 17 | Texas Tech | 2-1 | 478 | 14 |
| 17 | Texas | 1-0 | 478 | 19 |
| 19 | Richmond | 2-0 | 382 | - |
| 20 | Kentucky | 1-1 | 363 | 10 |
| 21 | Oregon | 0-0 | 338 | 20 |
| 22 | Florida State | 0-0 | 304 | 21 |
| 23 | Ohio State | 2-0 | 282 | - |
| 24 | Rutgers | 3-0 | 252 | - |
| 25 | Arizona State | 2-1 | 233 | 18 |

OTHERS RECEIVING VOTES

Others receiving votes: Michigan 90, San Diego St. 86, Saint Louis 69, Louisville 55, Alabama 52, Florida 45, Indiana 38, UCLA 14, Maryland 9, Providence 7, Stanford 7, UConn 6, Clemson 4, LSU 3, Arkansas 2, Loyola of Chicago 1, TCU 1, Colorado 1, BYU 1.

2019-20 opponents in bold italics

ESPN/USA Today Coaches Poll – Preseason

| Rank | Team | Record | Pts | Prev |
|------|----------------|--------|-----|------|
| 1 | Baylor(12) | 0-0 | 764 | - |
| 2 | Gonzaga(10) | 0-0 | 762 | - |
| 3 | Villanova(8) | 0-0 | 755 | - |
| 4 | Virginia | 0-0 | 666 | - |
| 5 | Kansas | 0-0 | 612 | - |
| 6 | Iowa(1) | 0-0 | 587 | - |
| 7 | Wisconsin | 0-0 | 579 | - |
| 8 | Duke(1) | 0-0 | 555 | - |
| 9 | Kentucky | 0-0 | 541 | - |
| 10 | Illinois | 0-0 | 523 | - |
| 11 | Creighton | 0-0 | 458 | - |
| 12 | Michigan State | 0-0 | 437 | - |
| 13 | Texas Tech | 0-0 | 420 | - |
| 14 | Tennessee | 0-0 | 383 | - |
| 15 | West Virginia | 0-0 | 347 | - |
| 16 | North Carolina | 0-0 | 266 | - |
| 17 | Arizona State | 0-0 | 240 | - |
| 18 | Houston | 0-0 | 203 | - |
| | Florida State | 0-0 | 203 | - |
| 20 | Oregon | 0-0 | 193 | - |
| 21 | UCLA | 0-0 | 145 | - |
| 22 | Texas | 0-0 | 137 | - |
| 23 | Rutgers | 0-0 | 104 | - |
| 24 | Ohio State | 0-0 | 102 | - |
| 25 | Alabama | 0-0 | 62 | - |

OTHERS RECEIVING VOTES

Louisville 55, Florida 52, Michigan 38, LSU 27, Dayton 23, San Diego State 23, Richmond 21, Maryland 15, Indiana 14, Seton Hall 12, Memphis 12, UConn 11, Stanford 10, Oklahoma State 9, Northern Iowa 8, BYU 8, Providence 4, Syracuse 4, Purdue 3, Arkansas 2, Stephen F. Austin 1, Saint Mary's 1, Loyola Chicago 1, Western Kentucky 1, Georgia Tech 1

2019-20 opponents in bold italics

SUN BELT INFO

2020-21 SBC Players of the Week

| | |
|-------|-------------------------------|
| 12/1 | Justin Roberts, Georgia State |
| 12/8 | |
| 12/15 | |
| 12/22 | |
| 12/29 | |
| 1/4 | |
| 1/11 | |
| 1/18 | |
| 1/25 | |
| 2/1 | |
| 2/8 | |
| 2/15 | |
| 2/22 | |
| 3/1 | |

All-Sun Belt Preseason

Player of the Year: Ruot Monyyong, Little Rock

FIRST TEAM

Ruot Monyyong, Little Rock
 Markquis Nowell, Little Rock
 Justin Forrest, Appalachian State
 Kane Williams, Georgia State
 DeVante Jones, Coastal Carolina

SECOND TEAM

David Azore, UTA
 Mylik Wilson, Louisiana
 Marquis Eaton, Arkansas State
 Elijah McCadden, Georgia Southern
 Justin Roberts, Georgia State

THIRD TEAM

Cedric Russell, Louisiana
Michael Flowers, South Alabama
 Ben Coupet Jr, Little Rock
 Zack Bryant, Georgia Southern
 Caleb Fields, Arkansas State

2020-21 Preseason SBC Poll

(As selected by head coaches)

West

Little Rock 140 (9)
 Louisiana 106 (1)
 UTA 87 (1)
 Arkansas State 49
 Texas State 47
 ULM 35

East

Georgia State 131 (1)
South Alabama 98
 Coastal Carolina 86
 App State 79
 Georgia Southern 55
 Troy 22

2019-20 USA Milestone Games

20-plus points

20-Michael Flowers vs. Florida Atlantic (11/25)
 25-Michael Flowers vs. Mobile (11/27)
 22-John Pettway vs. Mobile (11/27)

10-plus rebounds

none

10-plus assists

None

5-plus blocks

none

5-plus steals

6-Tyrece Locure vs. Mobile (11/27)

Double-doubles

none

SINGLE GAME RECORDS

INDIVIDUAL

| | | | | | | | | | | |
|--|-------|-------------------|----------|---|--------------|-------------------|----------|--------------------------|--------------|----------|
| POINTS | | | | 3. Augustine Rubit | 12-12 | at Ark. State | 1/31/13 | 3. vs. Brooklyn | .685 (37-54) | 12/26/85 |
| 1. Eugene Oliver | 46 | at USM | 2/14/74 | Charlie Burke | 12-12 | at La. Tech | 1/29/94 | 4. vs. Troy | .684 (26-38) | 2/29/20 |
| 2. Junie Lewis | 41 | at VCU | 1/30/88 | Marcus Cohen | 12-12 | at WKU | 1/24/93 | 5. Florida International | .680 (51-75) | 12/7/82 |
| 3. Roger Webb | 41 | at Fla. Tech | 12/8/69 | Herb Andrew | 12-12 | vs. UTEP | 1/25/80 | | | |
| 4. Roger Webb | 40 | Abilene Christian | 1/11/71 | Garry Reese | 12-12 | at Hardin-Simmons | 2/17/77 | | | |
| 5. Demetric Bennett | 39 | Miss. State | 12/15/07 | 3-POINTERS MADE | | | | | | |
| Michael Gerren | 39 | at Jacksonville | 2/7/83 | 1. Leon Williams | 28 | vs. UTA | 12/30/72 | 1. at Rice | 17 | 12/7/13 |
| John Bennett | 39 | USF | 2/1/79 | 2. Terry Catledge | 26 | Charlotte | 1/20/85 | 2. Troy | 15 | 1/7/06 |
| | | | | 3. Steve Schmitt | 24 | at Memphis | 2/5/72 | North Texas | 15 | 2/25/06 |
| | | | | Wally Prescott | 24 | Roanoke | 1/12/70 | West Florida | 15 | 11/22/06 |
| | | | | 5. Rick Sinclair | 23 | St. Bernard | 12/7/74 | Ark.-Monticello | 15 | 12/12/04 |
| FIELD GOALS | | | | REBOUNDS | | | | | | |
| 1. Eugene Oliver | 19 | at USM | 2/14/74 | 1. Herb Andrew | 19 | MVSU | 1/2/81 | | | |
| Roger Webb | 19 | Abilene Christian | 1/11/71 | 2. Cedric Yelding | 17 | La.-Lafayette | 1/26/92 | | | |
| 3. John Bennett | 17 | USF | 2/1/79 | 3. Anthony Foster | 16 | at UALR | 1/30/95 | | | |
| 4. Terry Catledge | 16 | Charlotte | 1/20/85 | 4. Daon Merritt | 13 | at Troy | 2/10/08 | | | |
| Terry Catledge | 16 | Beth.-Cookman | 11/24/84 | Lonnie Legette | 13 | at UNO | 1/26/78 | | | |
| | | | | Kevin Courtney | 13 | NW State | 1/24/77 | | | |
| | | | | Ray Edwards | 13 | Samford | 1/13/75 | | | |
| FIELD GOALS ATTEMPTED | | | | ASSISTS | | | | | | |
| 1. Michael Gerren | 30 | at USF | 2/10/83 | 1. Cedric Yelding | 7 | Baylor | 12/21/92 | | | |
| 2. Eugene Oliver | 29 | at USM | 2/14/74 | Kenny Gibson | 7 | at ODU | 1/26/85 | | | |
| 3. Terrance Brodnick | 27 | at Jacksonville | 2/11/88 | Jimmy Tate | 7 | Oglethorpe | 11/26/76 | | | |
| Junie Lewis | 27 | USM | 1/19/88 | Michael Gerren | 7 | vs. USF | 3/4/83 | | | |
| Terry Catledge | 27 | Charlotte | 1/20/85 | BLOCKED SHOTS | | | | | | |
| Albert Gardner | 27 | at UNLV | 12/13/75 | 1. Trhae Mitchell | 9 | Pikeville | 11/6/19 | | | |
| Eugene Oliver | 27 | at USF | 2/5/73 | Frank Wilson | 9 | UAB | 12/20/94 | | | |
| Kent Carson | 27 | at Houston | 2/28/70 | Kelly Blaine | 9 | Alabama State | 12/27/84 | | | |
| | | | | 4. Trhae Mitchell | 8 | Arkansas State | 3/12/19 | | | |
| | | | | Javier Carter | 8 | WKU | 2/18/12 | | | |
| | | | | Kelvin Kato | 8 | at West Virginia | 12/9/93 | | | |
| FIELD GOAL PERCENTAGE (Min. 8 made) | | | | TEAM POINTS | | | | | | |
| 1. Samuel Hines | 12-12 | vs. Auburn | 12/21/91 | 1. Prairie View A&M | 156 | | 12/2/94 | | | |
| 2. Brandon Davis | 11-11 | at ULM | 1/8/09 | 2. Prairie View A&M | 131 | | 2/27/91 | | | |
| 3. Rory White | 9-9 | Jacksonville | 2/8/81 | 3. at Florida Tech | 129 | | 2/8/69 | | | |
| 4. Darrian Evans | 8-8 | vs. WKU | 2/28/98 | 4. at Southern Miss | 123 | | 2/14/74 | | | |
| Darrian Evans | 8-8 | La.-Lafayette | 2/10/98 | Alabama-Huntsville | 123 | | 11/29/74 | | | |
| Rico Alderson | 8-8 | Jacksonville | 2/15/97 | William Carey | 123 | | 2/25/03 | | | |
| Thomas Ledford | 8-8 | at Hardin-Simmons | 2/17/77 | POINTS ALLOWED (high) | | | | | | |
| Rick Sinclair | 8-8 | Rice | 12/29/75 | 1. at Southern Utah | 140 | | 12/10/94 | | | |
| | | | | 2. at Houston | 128 | | 2/28/70 | | | |
| | | | | 3. at UNLV | 122 | | 12/13/75 | | | |
| | | | | 4. vs. Auburn | 120 | | 11/27/87 | | | |
| | | | | at Jacksonville | 120 | | 1/17/72 | | | |
| 3-POINTERS MADE | | | | POINTS ALLOWED (Low) | | | | | | |
| 1. Freddie Goldstein | 9 | at ULM | 2/11/12 | 1. vs. New Orleans | 22 | | 2/26/78 | | | |
| Freddie Goldstein | 9 | at Troy | 1/14/12 | 2. Jacksonville | 31 | | 1/29/98 | | | |
| 3. Kory Holden | 8 | at USM | 11/28/18 | 3. New Orleans | 32 | | 1/18/99 | | | |
| Dominic Tilford | 8 | at Troy | 2/10/08 | 4. Denver | 33 | | 1/27/08 | | | |
| Chris Young | 8 | Marist | 12/22/02 | 5. Trinity Baptist | 34 | | 1/9/18 | | | |
| Derek Turner | 8 | WKU | 2/5/92 | FIELD GOALS MADE | | | | | | |
| Derek Turner | 8 | USM | 1/8/90 | 1. Prairie View A&M | 62 | | 12/2/94 | | | |
| Jeff Hodge | 8 | UCF | 1/24/87 | 2. Prairie View A&M | 55 | | 2/27/91 | | | |
| | | | | 3. Samford | 54 | | 1/13/75 | | | |
| | | | | 4. Macalester | 53 | | 1/4/75 | | | |
| | | | | 5. at Southern Miss | 52 | | 2/14/74 | | | |
| 3-POINTERS ATTEMPTED | | | | FIELD GOAL ATTEMPTS | | | | | | |
| 1. Michael Gerren | 17 | at USF | 2/10/83 | 1. Prairie View A&M | 120 | | 12/2/94 | | | |
| Dean Marshman | 17 | vs. NW State | 12/9/94 | 2. at Florida Tech | 113 | | 2/8/69 | | | |
| 3. Freddie Goldstein | 16 | at Troy | 1/14/12 | 3. St. Bernard | 112 | | 1/5/74 | | | |
| Brian McGovern | 16 | La. Tech | 1/21/96 | 4. vs. Mississippi Coll. | 108 | | 12/28/69 | | | |
| 5. Chris Young | 15 | William Carey | 2/25/03 | 5. Prairie View A&M | 107 | | 2/27/91 | | | |
| Chris Young | 15 | at Georgia | 12/18/02 | FIELD GOAL PERCENTAGE | | | | | | |
| | | | | 1. Roosevelt | .717 (43-60) | | 1/2/84 | | | |
| | | | | 2. at Appalachian State | .698 (30-43) | | 2/20/20 | | | |
| FREE THROWS MADE | | | | 3-POINT PERCENTAGE (Min. 6 made) | | | | | | |
| 1. Roger Webb | 21 | at Fla. Tech | 2/8/69 | 1. Demetric Bennett | 6-6 | Miss. State | 12/15/07 | | | |
| 2. Kent Carson | 16 | at Arizona | 12/20/71 | 2. Gary Redus | 7-8 | at Troy | 1/27/11 | | | |
| Rusty Yoder | 16 | at Lamar | 1/11/97 | 3. Barrington Stevens | 6-7 | Southern Miss | 12/14/15 | | | |
| 4. Brandon Davis | 15 | UNO | 3/9/08 | Demetric Bennett | 6-7 | at FIU | 3/1/08 | | | |
| Terry Catledge | 15 | Jacksonville | 1/31/84 | 5. Kory Holden | 8-10 | at USM | 11/28/18 | | | |
| Ed Rains | 15 | vs. UTEP | 12/5/80 | Jeff Hodge | 8-10 | UCF | 1/24/87 | | | |
| | | | | FREE THROWS ATTEMPTED | | | | | | |
| 1. Roger Webb | 21 | at Fla. Tech | 2/8/69 | 1. Roger Webb | 21 | at Fla. Tech | 2/8/69 | | | |
| 2. Brandon Davis | 20 | UNO | 3/9/08 | 2. Brandon Davis | 20 | UNO | 3/9/08 | | | |
| 3. Kent Carson | 19 | at Arizona | 12/20/71 | 3. Terry Catledge | 19 | Alabama State | 12/27/83 | | | |
| Terry Catledge | 19 | at Beth.-Cookman | 2/20/02 | Demetric Williams | 19 | at Beth.-Cookman | 2/20/02 | | | |
| | | | | FREE THROW PERCENTAGE (Min. 10 made) | | | | | | |
| 1. Roger Webb | 21-21 | at Fla. Tech | 2/8/69 | | | | | | | |
| 2. Rusty Yoder | 16-16 | at Lamar | 1/11/97 | | | | | | | |

KK Curry

#0

Forward

Sophomore

6-6 • 195

Cleveland, Tenn. (Scotland Campus Sports/Cleveland HS)

2020-21 Notes

- ▶ Dropped 10 points with 5 rebounds and a pair of blocks and steals vs Emmanuel (Ga.)

2019-20 Notes

- ▶ Scored six points and added four rebounds in just 11 minutes vs. Texas State (3/3), making 3 of 4 shots from the field
- ▶ Posted steals in back-to-back games for first time this season in wins at Appalachian State (2/20) and Coastal Carolina (2/22)
- ▶ Made first start of his college career vs. Louisiana (2/13)
- ▶ Only basket vs. ULM (2/15) was a short jumper following an offensive rebound with 0.5 seconds left that lifted the Jaguars to a one-point victory
- ▶ Recorded 10 points on 5 of 6 shooting at Georgia Southern (2/1)
- ▶ Set new career highs in points (15) and rebounds (6) vs. Alabama A&M (12/17)
- ▶ Scored all 10 of his points in the second half in collegiate debut vs. Pikeville (11/6)

2019-20 GAME-BY-GAME STATS

| Date | Opponent | S | MP | FG-A | 3P-A | FT-A | R | PF | A | TO | B | ST | P |
|-------|--------------------|---|----|------|------|------|---|----|---|----|---|----|----|
| 11/25 | FAU | | 5 | 0-0 | 0-0 | 0-0 | 0 | 0 | 0 | 0 | 0 | 0 | 0 |
| 11/27 | Mobile | | 14 | 1-3 | 0-0 | 1-2 | 5 | 1 | 2 | 1 | 0 | 1 | 3 |
| 11/29 | Jacksonville State | | 2 | 0-0 | 0-0 | 0-0 | 0 | 0 | 0 | 0 | 0 | 0 | 0 |
| 12/1 | Emmanuel (Ga.) | | 24 | 4-10 | 0-0 | 2-2 | 5 | 3 | 0 | 0 | 2 | 2 | 10 |

CURRY'S SEASON HIGHS

| | |
|--------------------------------|------------------------------|
| MINUTES..... | 24 vs. Emmanuel (Ga.) (12/1) |
| POINTS..... | 10 vs. Emmanuel (Ga.) (12/1) |
| REBOUNDS..... | 5* vs. Mobile (11/27) |
| ASSISTS..... | 2 vs. Mobile (11/27) |
| BLOCKS..... | 2 vs. Emmanuel (Ga.) (12/1) |
| STEALS..... | 2 vs. Emmanuel (Ga.) (12/1) |
| FIELD GOALS MADE..... | 4 vs. Emmanuel (Ga.) (12/1) |
| FIELD GOALS ATTEMPTED..... | 10 vs. Emmanuel (Ga.) (12/1) |
| 3PT FIELD GOALS MADE..... | none |
| 3PT FIELD GOALS ATTEMPTED..... | none |
| FREE THROWS MADE..... | 2 vs. Emmanuel (Ga.) (12/1) |
| FREE THROWS ATTEMPTED..... | 2* vs. Mobile (11/27) |

CURRY'S CAREER HIGHS

| | |
|--------------------------------|------------------------------------|
| MINUTES..... | 32 vs. Alabama A&M (12/17/19) |
| POINTS..... | 15 vs. Alabama A&M (12/17/19) |
| REBOUNDS..... | 6 vs. Alabama A&M (12/17/19) |
| ASSISTS..... | 2 vs. Mobile (11/27/20) |
| BLOCKS..... | 2 vs. Emmanuel (Ga.) (12/1/20) |
| STEALS..... | 1*** at Coastal Carolina (2/22/20) |
| FIELD GOALS MADE..... | 5** at Georgia Southern (2/1/20) |
| FIELD GOALS ATTEMPTED..... | 6** at Georgia Southern (2/1/20) |
| 3PT FIELD GOALS MADE..... | none |
| 3PT FIELD GOALS ATTEMPTED..... | none |
| FREE THROWS MADE..... | 5 vs. Alabama A&M (12/17/19) |
| FREE THROWS ATTEMPTED..... | 7 vs. Alabama A&M (12/17/19) |

* Indicates how many previous times that total occurred

| Season | gp-gs | min/avg | fg-fga | pct | fg-fga | pct | ft-fta | pct | off | def | tot | avg | pf | fo | ast | to | blk | stl | pts | avg |
|---------|-------|---------|--------|------|--------|------|--------|------|-----|-----|-----|-----|----|----|-----|----|-----|-----|-----|-----|
| 2019-20 | 23-2 | 215/9.3 | 28-45 | .622 | 0-0 | .000 | 10-14 | .714 | 15 | 26 | 41 | 1.8 | 25 | 1 | 7 | 10 | 4 | 4 | 66 | 2.9 |
| 2020-21 | 4-0 | 45/11.3 | 5-13 | .385 | 0-0 | .000 | 3-4 | .750 | 4 | 6 | 10 | 2.5 | 4 | 0 | 2 | 1 | 2 | 3 | 13 | 3.3 |
| TOTAL | 27-2 | 260/9.6 | 33-58 | .569 | 0-0 | .000 | 13-18 | .722 | 19 | 32 | 51 | 1.9 | 29 | 1 | 9 | 11 | 6 | 7 | 79 | 2.9 |

Andrew Anderson

#1

Guard

Freshman

6-0 • 190

Millington, Tenn. (Tipton-Rosemark Academy)

2020-21 Notes

► Made his debut vs. Emmanuel (Ga.) (12/1) with 3 rebounds and an assist

2020-21 GAME-BY-GAME STATS

| Date | Opponent | S | MP | FG-A | 3P-A | FT-A | R | PF | A | TO | B | ST | P |
|-------|--------------------|---|-----|------|------|------|---|----|---|----|---|----|---|
| 11/25 | FAU | | DNP | | | | | | | | | | |
| 11/27 | Mobile | | DNP | | | | | | | | | | |
| 11/29 | Jacksonville State | | DNP | | | | | | | | | | |
| 12/1 | Emmanuel (Ga.) | 5 | 0-0 | 0-0 | 0-0 | 3 | 1 | 1 | 0 | 0 | 0 | 0 | 0 |

ANDERSON'S SEASON AND CAREER HIGHS

| | |
|--------------------------------|----------------------------|
| MINUTES..... | 5 vs Emmanuel (Ga.) (12/1) |
| POINTS..... | none |
| REBOUNDS..... | 3 Emmanuel (Ga.) (12/1) |
| ASSISTS..... | 1 Emmanuel (Ga.) (12/1) |
| BLOCKS..... | none |
| STEALS..... | none |
| FIELD GOALS MADE..... | none |
| FIELD GOALS ATTEMPTED..... | none |
| 3PT FIELD GOALS MADE..... | none |
| 3PT FIELD GOALS ATTEMPTED..... | none |
| FREE THROWS MADE..... | none |
| FREE THROWS ATTEMPTED..... | none |

* Indicates how many previous times that total occurred

| Season | gp-gs | min/avg | fg-fga | pct | fg-fga | pct | ft-fta | pct | off | def | tot | avg | pf | fo | ast | to | blk | stl | pts | avg |
|---------|-------|---------|--------|------|--------|------|--------|------|-----|-----|-----|-----|----|----|-----|----|-----|-----|-----|-----|
| 2020-21 | 1-0 | 5/5.0 | 0-0 | .000 | 0-0 | .000 | 0-0 | .000 | 1 | 2 | 3 | 3.0 | 1 | 0 | 1 | 0 | 0 | 0 | 0 | 0.0 |
| TOTAL | 1-0 | 5/5.0 | 0-0 | .000 | 0-0 | .000 | 0-0 | .000 | 1 | 2 | 3 | 3.0 | 1 | 0 | 1 | 0 | 0 | 0 | 0 | 0.0 |

David Walker

#2

Guard

Junior

6-3 • 205

Toronto, Ontario, Canada (Casper (Wyo.) CC)

2020-21 GAME-BY-GAME STATS

| Date | Opponent | S | MP | FG-A | 3P-A | FT-A | R | PF | A | TO | B | ST | P |
|-------|--------------------|---|----|------|------|------|---|----|---|----|---|----|----|
| 11/25 | FAU | | 5 | 1-2 | 0-0 | 1-1 | 0 | 0 | 0 | 1 | 1 | 3 | 3 |
| 11/27 | Mobile | | 20 | 4-9 | 1-3 | 0-0 | 4 | 1 | 0 | 0 | 0 | 0 | 9 |
| 11/29 | Jacksonville State | | 18 | 3-7 | 0-0 | 1-5 | 2 | 3 | 1 | 0 | 0 | 0 | 7 |
| 12/1 | Emmanuel (Ga.) | | 29 | 5-14 | 4-7 | 0-1 | 4 | 0 | 1 | 2 | 0 | 1 | 14 |

2020-21 Notes

► Career high in points with 14 against Emmanuel (Ga.) while matching a career high with four rebounds.

WALKER'S SEASON AND CAREER HIGHS

| | |
|---------------------------|--|
| MINUTES |29 vs. Emmanuel (Ga.) (12/1) |
| POINTS |14 vs. Emmanuel (Ga.) (12/1) |
| REBOUNDS |4* vs. Mobile (11/27) |
| ASSISTS |1* vs. Jacksonville State (11/29) |
| BLOCKS |none |
| STEALS |2 vs. Emmanuel (Ga.) (12/1) |
| FIELD GOALS MADE |5 vs. Emmanuel (Ga.) (12/1) |
| FIELD GOALS ATTEMPTED |14 vs. Emmanuel (Ga.) (12/1) |
| 3PT FIELD GOALS MADE |4 vs. Emmanuel (Ga.) (12/1) |
| 3PT FIELD GOALS ATTEMPTED |7 vs. Emmanuel (Ga.) (12/1) |
| FREE THROWS MADE |1* vs. FAU (11/25) |
| FREE THROWS ATTEMPTED |5 vs. Jacksonville (11/29) |

* Indicates how many previous times that total occurred

** Statistics not archived for Casper (Wyo.) CC

| Season | gp-gs | min/avg | fg-fga | pct | fg-fga | pct | ft-fa | pct | off | def | tot | avg | pf | fo | ast | to | blk | stl | pts | avg |
|---------|-------|---------|--------|------|--------|------|-------|------|-----|-----|-----|-----|----|----|-----|----|-----|-----|-----|-----|
| 2020-21 | 4-0 | 72/18.0 | 13-32 | .406 | 5-10 | .500 | 2-7 | .286 | 5 | 5 | 10 | 2.5 | 4 | 0 | 2 | 3 | 0 | 2 | 33 | 8.3 |
| TOTAL | 4-0 | 72/18.0 | 13-32 | .406 | 5-10 | .500 | 2-7 | .286 | 5 | 5 | 10 | 2.5 | 4 | 0 | 2 | 3 | 0 | 2 | 33 | 8.3 |

Tyreke Locure

#3

Guard

Sophomore

6-0 • 165

New Orleans, La. (Des Moines North [Iowa] HS)

2019-20 GAME-BY-GAME STATS

| Date | Opponent | S | MP | FG-A | 3P-A | FT-A | R | PF | A | TO | B | ST | P |
|-------|--------------------|---|----|------|------|------|---|----|---|----|---|----|----|
| 11/25 | FAU | * | 38 | 4-14 | 1-6 | 3-5 | 9 | 2 | 0 | 5 | 1 | 3 | 12 |
| 11/27 | Mobile | * | 33 | 5-13 | 3-7 | 2-5 | 8 | 3 | 4 | 2 | 0 | 6 | 15 |
| 11/29 | Jacksonville State | * | 39 | 3-7 | 1-3 | 0-0 | 6 | 4 | 3 | 0 | 0 | 1 | 7 |
| 12/1 | Emmanuel (Ga) | * | 25 | 3-8 | 1-5 | 5-7 | 8 | 2 | 3 | 0 | 0 | 0 | 12 |

2020-21 Notes

- ▶ Leads team in rebounds, and led the team in rebounds twice (FAU, 11/25 and Jacksonville State, 11/29)
- ▶ Led the team in steals vs. Mobile (11/27) tying last season's single-game single-player high.
- ▶ Scored in double figures in all three wins, held to single digits in lone loss.

2019-20 Notes

- ▶ Credited with game-high-tying three steals in only 11 minutes vs. Texas State (3/3)
- ▶ Recorded 11 points, four assists without a turnover and three steals vs. Troy (2/29), making 4 of 6 from the floor including 3 of 5 from beyond the 3-point arc
- ▶ Scored seven points — highlight by a four-point play — and handed out two assists without a turnover at Appalachian State (2/20)
- ▶ Recorded 12 points on 4 of 5 shooting including 3 of 3 from beyond the arc at Troy (2/7)
- ▶ Made fifth start of the season and recorded 15 points., five rebounds, four assist and two steals at Georgia State (1/30)
- ▶ Set new career-highs with seven rebounds and three steals vs. Mobile (12/28)
- ▶ Went 4 for 6 from the floor and 2 for 3 from distance for 10 points vs. Miami (11/26)
- ▶ Became first USA freshman since 1984 to have 20 points, five assists and no more than one turnover in win vs. Spring Hill (11/19) ; shot 3 for 7 from 3-point land and 9 for 12 from free-throw line
- ▶ Made a pair of 3-pointers and led all players with six assists vs. Pikeville (11/6)

LOCURE'S SEASON HIGHS

| | |
|---------------------------|-----------------------------------|
| MINUTES | 39 vs. Jacksonville State (11/29) |
| POINTS | 15 vs. Mobile (11/27) |
| REBOUNDS | 9 vs. FAU (11/25) |
| ASSISTS | 4 vs. Mobile (11/27) |
| BLOCKS | 1 vs. FAU (11/25) |
| STEALS | 6 vs. Mobile (11/27) |
| FIELD GOALS MADE | 5 vs. Mobile (11/27) |
| FIELD GOALS ATTEMPTED | 14 vs. FAU (11/25) |
| 3PT FIELD GOALS MADE | 3 vs. Mobile (11/27) |
| 3PT FIELD GOALS ATTEMPTED | 7 vs. Mobile (11/27) |
| FREE THROWS MADE | 5 vs. Emmanuel (Ga.) (12/1) |
| FREE THROWS ATTEMPTED | 7 vs. Emmanuel (Ga.) (12/1) |

LOCURE'S CAREER HIGHS

| | |
|---------------------------|--------------------------------------|
| MINUTES | 39 vs. Jacksonville State (11/29/20) |
| POINTS | 20 vs. Spring Hill (11/19/19) |
| REBOUNDS | 9 vs. FAU (11/25/20) |
| ASSISTS | 6 vs. Pikeville (11/6/19) |
| BLOCKS | 1*** vs. Mobile (12/28/19) |
| STEALS | 6 vs. Mobile (11/29/20) |
| FIELD GOALS MADE | 5 at Georgia State (1/30/20) |
| FIELD GOALS ATTEMPTED | 8**** at Louisiana (1/2/20) |
| 3PT FIELD GOALS MADE | 3**** vs. Troy (2/29/20) |
| 3PT FIELD GOALS ATTEMPTED | 7** vs. La Salle (11/27/19) |
| FREE THROWS MADE | 9 vs. Spring Hill (11/19/19) |
| FREE THROWS ATTEMPTED | 12 vs. Spring Hill (11/19/19) |

* Indicates how many previous times that total occurred

| Season | gp-gs | min/avg | fg-fga | pct | fg-fga | pct | ft-fa | pct | off | def | tot | avg | pf | fo | ast | to | blk | stl | pts | avg |
|---------|-------|----------|--------|------|--------|------|-------|------|-----|-----|-----|-----|----|----|-----|----|-----|-----|-----|------|
| 2019-20 | 29-13 | 494/17.0 | 46-132 | .348 | 33-98 | .337 | 27-39 | .692 | 0 | 53 | 53 | 1.8 | 53 | 0 | 38 | 25 | 3 | 28 | 152 | 5.2 |
| 2020-21 | 4-4 | 135/33.8 | 15-42 | .357 | 6-21 | .286 | 10-17 | .588 | 7 | 24 | 31 | 7.8 | 11 | 0 | 10 | 7 | 1 | 10 | 46 | 11.5 |
| TOTAL | 33-17 | 629/19.1 | 61-174 | .351 | 39-119 | .328 | 37-56 | .661 | 7 | 77 | 84 | 2.5 | 64 | 0 | 48 | 32 | 4 | 38 | 198 | 6.0 |

Kayo Goncalves

#4

Forward

Grad-Student

6-8 • 212

Rio de Janeiro, Brazil (Southeastern Oklahoma State)

2020-21 Notes

- ▶ Leads the team in three-point shooting percentage on 12-of-22 shooting (.545). Four threes in last two games.
- ▶ Grabbed eight rebounds against FAU (11/25) and Emmanuel (Ga.) (12/1); third on the team in rebounds.

2020-21 GAME-BY-GAME STATS

| Date | Opponent | S | MP | FG-A | 3P-A | FT-A | R | PF | A | TO | B | ST | P |
|-------|--------------------|---|----|------|------|------|---|----|---|----|---|----|----|
| 11/25 | FAU | * | 35 | 3-4 | 2-3 | 0-0 | 8 | 2 | 1 | 1 | 0 | 1 | 8 |
| 11/27 | Mobile | * | 28 | 4-7 | 2-4 | 0-0 | 6 | 4 | 1 | 1 | 2 | 1 | 10 |
| 11/29 | Jacksonville State | * | 40 | 5-8 | 4-6 | 3-3 | 3 | 2 | 0 | 0 | 0 | 1 | 17 |
| 12/1 | Emmanuel (Ga.) | * | 31 | 5-11 | 4-9 | 0-0 | 8 | 3 | 0 | 1 | 4 | 1 | 14 |

GONCALVES' SEASON HIGHS

| | |
|---------------------------|-----------------------------------|
| MINUTES | 40 vs. Jacksonville State (11/29) |
| POINTS | 17 vs. Jacksonville State (11/29) |
| REBOUNDS | 8* vs. FAU (11/25) |
| ASSISTS | 1* vs. FAU (11/25) |
| BLOCKS | 4 vs. Emmanuel (Ga.) (12/1) |
| STEALS | 1*** vs. FAU (11/25) |
| FIELD GOALS MADE | 5* vs. Jacksonville State (11/29) |
| FIELD GOALS ATTEMPTED | 11 vs. Emmanuel (Ga.) (12/1) |
| 3PT FIELD GOALS MADE | 4* vs. Jacksonville State (11/29) |
| 3PT FIELD GOALS ATTEMPTED | 9 vs. Emmanuel (Ga.) (12/1) |
| FREE THROWS MADE | 3 vs. Jacksonville State (11/29) |
| FREE THROWS ATTEMPTED | 3 vs. Jacksonville State (11/29) |

GONCALVES' CAREER HIGHS

| | |
|---------------------------|--------------------------------------|
| MINUTES | 45 at Ouachita Baptist (1/23/20)S |
| POINTS | 26 vs. Arlington Baptist (12/16/19)S |
| REBOUNDS | 17 vs. Henderson St. (2/27/20)S |
| ASSISTS | 3 vs. Friends (12/31/19)S |
| BLOCKS | 4 vs. Emmanuel (Ga.) (12/1/20) |
| STEALS | 3 at St. Mary's (Texas) (11/24/18)S |
| FIELD GOALS MADE | 9 vs. Arlington Baptist (12/16/19)S |
| FIELD GOALS ATTEMPTED | 16 vs. Arlington Baptist (12/16/19)S |
| 3PT FIELD GOALS MADE | 7 at Ouachita Baptist (1/23/20)S |
| 3PT FIELD GOALS ATTEMPTED | 13 at Harding (1/4/20)S |
| FREE THROWS MADE | 9 vs. Southwestern Okla. (1/19/19)S |
| FREE THROWS ATTEMPTED | 10 vs. Southwestern Okla. (1/19/19)S |

* Indicates how many previous times that total occurred

S Indicates occurred at Southeastern Oklahoma State

| Season | gp-gs | min/avg | fg-fga | pct | fg-fga | pct | ft-fta | pct | off | def | tot | avg | pf | fo | ast | to | blk | stl | pts | avg |
|---------|-------|----------|--------|------|--------|------|--------|-------|-----|-----|-----|-----|----|----|-----|----|-----|-----|-----|------|
| 2020-21 | 4-4 | 134/33.5 | 17-30 | .567 | 12-22 | .545 | 3-3 | 1.000 | 3 | 22 | 25 | 6.3 | 11 | 0 | 2 | 3 | 6 | 4 | 49 | 12.3 |
| TOTAL | 4-4 | 134/33.5 | 17-30 | .567 | 12-22 | .545 | 3-3 | 1.000 | 3 | 22 | 25 | 6.3 | 11 | 0 | 2 | 3 | 6 | 4 | 49 | 12.3 |

Michael Flowers

#12

Guard

Senior

6-1 • 189

Southfield, Mich. (Western Michigan)

2020-21 Notes

- ▶ Has Led the team in points scored every game.
- ▶ Hit a game-winning three with 1.0 second left in the season-opening victory over FAU, 68-66.
- ▶ Single-game season-high in points scored among the entire team 25 points vs. Mobile (11/27).

2020-21 GAME-BY-GAME STATS

| Date | Opponent | S | MP | FG-A | 3P-A | FT-A | R | PF | A | TO | B | ST | P |
|-------|--------------------|---|----|------|------|------|---|----|---|----|---|----|----|
| 11/25 | FAU | * | 36 | 6-9 | 3-4 | 5-6 | 3 | 2 | 2 | 3 | 0 | 1 | 20 |
| 11/27 | Mobile | * | 39 | 7-13 | 5-9 | 6-7 | 3 | 2 | 3 | 2 | 0 | 4 | 25 |
| 11/29 | Jacksonville State | * | 38 | 6-15 | 3-8 | 4-6 | 6 | 2 | 6 | 4 | 0 | 1 | 19 |
| 12/1 | Emmanuel (Ga.) | * | 25 | 6-10 | 2-5 | 3-4 | 3 | 2 | 5 | 1 | 0 | 2 | 17 |

FLOWERS' SEASON HIGHS

| | |
|---------------------------|-----------------------------------|
| MINUTES | 39 vs. Mobile (11/27) |
| POINTS | 25 vs. Mobile (11/27) |
| REBOUNDS | 6 vs. Jacksonville State (11/29) |
| ASSISTS | 6 vs. Jacksonville State (11/29) |
| BLOCKS | none |
| STEALS | 4 vs. Mobile (11/27) |
| FIELD GOALS MADE | 7 vs. Mobile (11/27) |
| FIELD GOALS ATTEMPTED | 15 vs. Jacksonville State (11/29) |
| 3PT FIELD GOALS MADE | 5 vs. Mobile (11/27) |
| 3PT FIELD GOALS ATTEMPTED | 9 vs. Mobile (11/27) |
| FREE THROWS MADE | 6 vs. Mobile (11/27) |
| FREE THROWS ATTEMPTED | 7 vs. Mobile (11/27) |

FLOWERS' CAREER HIGHS

| | |
|---------------------------|---------------------------------|
| MINUTES | 45 at Milwaukee (11/9/19)S |
| POINTS | 35 at Toledo (3/9/20)S |
| REBOUNDS | 12 at Oakland (11/13/18)S |
| ASSISTS | 7 vs. Eastern Mich. (3/3/20)S |
| BLOCKS | 2 at Oakland (11/13/18)S |
| STEALS | 4 vs. Bowling Green (2/5/19)S |
| FIELD GOALS MADE | 13 at Toledo (3/9/20)S |
| FIELD GOALS ATTEMPTED | 22 at Toledo (3/9/20)S |
| 3PT FIELD GOALS MADE | 7 at Milwaukee (11/9/19)S |
| 3PT FIELD GOALS ATTEMPTED | 12 vs. Bowling Green (2/5/19)S |
| FREE THROWS MADE | 12 vs. UC Riverside (12/30/17)S |
| FREE THROWS ATTEMPTED | 13 at Toledo (3/5/19)S |

* Indicates how many previous times that total occurred

S Indicates occurred at Western Michigan

| Season | gp-gs | min/avg | fg-fga | pct | fg-fga | pct | ft-fta | pct | off | def | tot | avg | pf | fo | ast | to | blk | stl | pts | avg |
|---------|-------|----------|--------|------|--------|------|--------|------|-----|-----|-----|-----|----|----|-----|----|-----|-----|-----|------|
| 2020-21 | 4-4 | 138/34.5 | 25-47 | .532 | 13-26 | .500 | 18-23 | .783 | 2 | 13 | 15 | 3.8 | 8 | 0 | 16 | 10 | 0 | 8 | 81 | 20.3 |
| TOTAL | 4-4 | 138/34.5 | 25-47 | .532 | 13-26 | .500 | 18-23 | .783 | 2 | 13 | 15 | 3.8 | 8 | 0 | 16 | 10 | 0 | 8 | 81 | 20.3 |

Adam Sizemore

#14

Guard

Sophomore

5-9 • 160

London, Ky. (North Laurel HS)

2020-21 Notes

► Two appearances with a pair of rebounds and an assists vs. Emmanuel (Ga.) (12/1)

2019-20 Notes

► Made his first career 3-point attempt and had two assists vs. Pikeville (11/6)

2020-21 GAME-BY-GAME STATS

| Date | Opponent | S | MP | FG-A | 3P-A | FT-A | R | PF | A | TO | B | ST | P |
|-------|--------------------|---|-----|------|------|------|---|----|---|----|---|----|---|
| 11/25 | FAU | | 1 | 0-0 | 0-0 | 0-0 | 0 | 0 | 0 | 0 | 0 | 0 | 0 |
| 11/27 | Mobile | | DNP | | | | | | | | | | |
| 11/29 | Jacksonville State | | DNP | | | | | | | | | | |
| 12/1 | Emmanuel (Ga.) | | 5 | 0-0 | 0-0 | 0-0 | 2 | 0 | 1 | 1 | 0 | 0 | 0 |

SIZEMORE'S SEASON HIGHS

| | |
|---------------------------|----------------------------------|
| MINUTES |5 vs. Emmanuel (Ga.) (12/1) |
| POINTS |none |
| REBOUNDS |2 vs. Emmanuel (Ga.) (12/1) |
| ASSISTS |1 vs. Emmanuel (Ga.) (12/1) |
| BLOCKS |none |
| STEALS |none |
| FIELD GOALS MADE |none |
| FIELD GOALS ATTEMPTED |none |
| 3PT FIELD GOALS MADE |none |
| 3PT FIELD GOALS ATTEMPTED |none |
| FREE THROWS MADE |none |
| FREE THROWS ATTEMPTED |none |

SIZEMORE'S CAREER HIGHS

| | |
|---------------------------|-------------------------------------|
| MINUTES |6 vs. Pikeville (11/6/19) |
| POINTS |3 vs. Pikeville (11/6/19) |
| REBOUNDS |2 vs. Emmanuel (Ga.) (12/1/20) |
| ASSISTS |2 vs. Pikeville (11/6/19) |
| BLOCKS |none |
| STEALS |1 vs. Arkansas State (1/9/20) |
| FIELD GOALS MADE |1* vs. Mobile (12/28/19) |
| FIELD GOALS ATTEMPTED |3 vs. Pikeville (11/6/19) |
| 3PT FIELD GOALS MADE |1 vs. Pikeville (11/6/19) |
| 3PT FIELD GOALS ATTEMPTED |2 vs. Pikeville (11/6/19) |
| FREE THROWS MADE |none |
| FREE THROWS ATTEMPTED |none |

* Indicates how many previous times that total occurred

| Season | gp-gs | min/avg | Total | | 3-Point | | F-Throws | | Rebounds | | | | | Scoring | | | | | | | |
|---------|-------|---------|--------|------|---------|------|----------|------|----------|-----|-----|-----|----|---------|-----|----|-----|-----|-----|-----|-----|
| | | | fg-fga | pct | fg-fga | pct | ft-fa | pct | off | def | tot | avg | pf | fo | ast | to | blk | stl | pts | avg | |
| 2019-20 | 7-0 | 17/2.4 | 2-4 | .500 | 1-2 | .500 | 0-0 | .000 | 0 | 1 | 1 | 0.1 | 0 | 0 | 3 | 1 | 0 | 1 | | 5 | 0.7 |
| 2020-21 | 2-0 | 6/3.0 | 0-0 | .000 | 0-0 | .000 | 0-0 | .000 | 0 | 2 | 2 | 1.0 | 0 | 0 | 1 | 1 | 0 | 0 | | 0 | 0.0 |
| TOTAL | 9-0 | 23/2.6 | 2-4 | .500 | 1-2 | .500 | 0-0 | .000 | 0 | 3 | 3 | 0.3 | 0 | 0 | 4 | 2 | 0 | 1 | | 5 | 0.6 |

Sam Iorio

#22

Forward

Junior

6-7 • 221

Allentown, Pa. (American)

2020-21 Notes

► After a debut with 16 points on nearly perfect shooting, 5-of-6 field goals with 2-of-2 from beyond the arc and 4-of-4 from the free throw line, went down to injury less than 100 seconds into the game with Mobile (11/27)

2020-21 GAME-BY-GAME STATS

| Date | Opponent | S | MP | FG-A | 3P-A | FT-A | R | PF | A | TO | B | ST | P |
|-------|--------------------|---|----|------|------|------|---|----|---|----|---|----|----|
| 11/25 | FAU | * | 34 | 5-6 | 2-2 | 4-4 | 4 | 0 | 3 | 2 | 1 | 1 | 16 |
| 11/27 | Mobile | * | 2 | 0-1 | 0-0 | 2-2 | 1 | 0 | 0 | 0 | 0 | 0 | 2 |
| 11/29 | Jacksonville State | | | | | | | | | | | | |
| 12/1 | Emmanuel (Ga.) | | | | | | | | | | | | |

IORIO'S SEASON HIGHS

| | |
|---------------------------|--------------------|
| MINUTES | 44 vs. FAU (11/25) |
| POINTS | 16 vs. FAU (11/25) |
| REBOUNDS | 4 vs. FAU (11/25) |
| ASSISTS | 3 vs. FAU (11/25) |
| BLOCKS | 1 vs. FAU (11/25) |
| STEALS | 1 vs. FAU (11/25) |
| FIELD GOALS MADE | 5 vs. FAU (11/25) |
| FIELD GOALS ATTEMPTED | 6 vs. FAU (11/25) |
| 3PT FIELD GOALS MADE | 2 vs. FAU (11/25) |
| 3PT FIELD GOALS ATTEMPTED | 2 vs. FAU (11/25) |
| FREE THROWS MADE | 4 vs. FAU (11/25) |
| FREE THROWS ATTEMPTED | 4 vs. FAU (11/25) |

IORIO'S CAREER HIGHS

| | |
|---------------------------|-------------------------------------|
| MINUTES | 44 vs. Colgate (2/16/19)S |
| POINTS | 33 vs. Saint Francis Pa. (12/4/18)S |
| REBOUNDS | 14 at VMI (11/27/18)S |
| ASSISTS | 6 vs. UMES (12/22/18)S |
| BLOCKS | 6 vs. Boston U. (2/14/18)S |
| STEALS | 6 vs. Boston U. (2/14/18)S |
| FIELD GOALS MADE | 12 vs. Saint Francis Pa. (12/4/18)S |
| FIELD GOALS ATTEMPTED | 20 at Boston U. (1/17/18)S |
| 3PT FIELD GOALS MADE | 7 vs. Saint Francis Pa. (12/4/18)S |
| 3PT FIELD GOALS ATTEMPTED | 11 vs. Navy (3/7/19)S |
| FREE THROWS MADE | 9 vs. Bucknell (1/26/19)S |
| FREE THROWS ATTEMPTED | 9 vs. Loyola Maryland (2/13/19)S |

* Indicates how many previous times that total occurred

S Indicates occurred at American

| Season | gp-gs | min/avg | fg-fga | pct | fg-fga | pct | ft-fa | pct | off | def | tot | avg | pf | fo | ast | to | blk | stl | pts | avg |
|---------|-------|---------|--------|------|--------|-------|-------|-------|-----|-----|-----|-----|----|----|-----|----|-----|-----|-----|-----|
| 2020-21 | 2-2 | 36/18.0 | 5-7 | .714 | 2-2 | 1.000 | 6-6 | 1.000 | 1 | 4 | 5 | 2.5 | 0 | 0 | 3 | 2 | 1 | 1 | 18 | 9.0 |
| TOTAL | 2-2 | 36/18.0 | 5-7 | .714 | 2-2 | 1.000 | 6-6 | 1.000 | 1 | 4 | 5 | 2.5 | 0 | 0 | 3 | 2 | 1 | 1 | 18 | 9.0 |

Terrence Lewis

#24

Forward

Senior

6-6 • 200

Milwaukee, Wis. (Iowa State)

2020-21 Notes

- ▶ Out due to injury

2020-21 GAME-BY-GAME STATS

| Date | Opponent | S | MP | FG-A | 3P-A | FT-A | R | PF | A | TO | B | ST | P |
|-------|--------------------|---|----|------|------|------|---|----|---|----|---|----|-----|
| 11/25 | FAU | | | | | | | | | | | | DNP |
| 11/27 | Mobile | | | | | | | | | | | | DNP |
| 11/29 | Jacksonville State | | | | | | | | | | | | DNP |
| 12/1 | Emmanuel (Ga.) | | | | | | | | | | | | DNP |

LEWIS' SEASON HIGHS

| | | |
|---------------------------|-------|------|
| MINUTES | | none |
| POINTS | | none |
| REBOUNDS | | none |
| ASSISTS | | none |
| BLOCKS | | none |
| STEALS | | none |
| FIELD GOALS MADE | | none |
| FIELD GOALS ATTEMPTED | | none |
| 3PT FIELD GOALS MADE | | none |
| 3PT FIELD GOALS ATTEMPTED | | none |
| FREE THROWS MADE | | none |
| FREE THROWS ATTEMPTED | | none |

LEWIS' CAREER HIGHS

| | | |
|---------------------------|-------|--------------------------------|
| MINUTES | | 36 vs. Florida A&M (1/1/20)S |
| POINTS | | 17 at Oklahoma (2/12/20)S |
| REBOUNDS | | 8 vs. Florida A&M (1/1/20)S |
| ASSISTS | | 2 at Kansas St (3/7/20)S |
| BLOCKS | | 2 vs. Texas Tech (2/22/20)S |
| STEALS | | 2 at Auburn (1/25/20)S |
| FIELD GOALS MADE | | 7 at Oklahoma (2/12/20)S |
| FIELD GOALS ATTEMPTED | | 12 at West Virginia (2/24/18)S |
| 3PT FIELD GOALS MADE | | 4 vs. Oklahoma St (2/27/18)S |
| 3PT FIELD GOALS ATTEMPTED | | 8 at West Virginia (2/24/18)S |
| FREE THROWS MADE | | 4 at Auburn (1/25/20)S |
| FREE THROWS ATTEMPTED | | 6 at Auburn (1/25/20)S |

* Indicates how many previous times that total occurred

S Indicates high achieved at Iowa State

Jamal West

#25

Forward

Freshman

6-5 • 224

Baltimore, Md. (St. Frances Academy)

2020-21 GAME-BY-GAME STATS

| Date | Opponent | S | MP | FG-A | 3P-A | FT-A | R | PF | A | TO | B | ST | P |
|-------|--------------------|---|----|------|------|-------|---|----|---|----|---|----|----|
| 11/25 | FAU | * | 22 | 0-1 | 0-0 | 1-4 | 4 | 1 | 1 | 3 | 0 | 1 | 1 |
| 11/27 | Mobile | * | 31 | 3-8 | 0-0 | 3-6 | 9 | 3 | 2 | 1 | 1 | 0 | 9 |
| 11/29 | Jacksonville State | * | 29 | 3-8 | 0-0 | 0-1 | 5 | 1 | 1 | 2 | 0 | 0 | 6 |
| 12/1 | Emmanuel (Ga.) | * | 28 | 1-4 | 0-0 | 10-16 | 9 | 5 | 1 | 1 | 0 | 2 | 12 |

2020-21 Notes

- ▶ First freshman to start first four games since Josh Ajayi.
- ▶ One rebound and point short of a double-double against Mobile (11/27).
- ▶ First game in double figures (12) off 10 made free throws and a field goal against Emmanuel (Ga) and led the team in rebounding (9).

WEST'S SEASON AND CAREER HIGHS

| | |
|---------------------------------|------------------------------|
| MINUTES | 31 vs. Mobile (11/27) |
| POINTS | 12 vs. Emmanuel (Ga.) (12/1) |
| REBOUNDS | 9* vs. Mobile (11/27) |
| ASSISTS | 2 vs. Mobile (11/27) |
| BLOCKS | 1 vs. Mobile (11/27) |
| STEALS | 2 vs Emmanuel (Ga.) (12/1) |
| FIELD GOALS MADE | 3* vs. Mobile (11/27) |
| FIELD GOALS ATTEMPTED | 8* vs. Mobile (11/27) |
| 3PT FIELD GOALS MADE | none |
| 3PT FIELD GOALS ATTEMPTED | none |
| FREE THROWS MADE | 10 vs. Emmanuel (Ga.) (12/1) |
| FREE THROWS ATTEMPTED | 16 vs. Emmanuel (Ga.) (12/1) |

* Indicates how many previous times that total occurred

| Season | gp-gs | min/avg | fg-fga | pct | fg-fga | pct | ft-fta | pct | off | def | tot | avg | pf | fo | ast | to | blk | stl | pts | avg |
|---------|-------|----------|--------|------|--------|------|--------|------|-----|-----|-----|-----|----|----|-----|----|-----|-----|-----|-----|
| 2020-21 | 4-4 | 110/27.5 | 7-21 | .333 | 0-0 | .000 | 14-27 | .519 | 12 | 15 | 27 | 6.8 | 10 | 1 | 5 | 7 | 1 | 3 | 28 | 7.0 |
| TOTAL | 4-4 | 110/27.5 | 7-21 | .333 | 0-0 | .000 | 14-27 | .519 | 12 | 15 | 27 | 6.8 | 10 | 1 | 5 | 7 | 1 | 3 | 28 | 7.0 |

A.C. Kelly

#30

Guard

Sophomore

6-6 • 190

Allentown, Pa. (Scotland Campus Sports/Parkland HS)

2019-20 Notes

► Grabbed a rebound in collegiate debut vs. Pikeville (11/6)

2020-21 GAME-BY-GAME STATS

| Date | Opponent | S | MP | FG-A | 3P-A | FT-A | R | PF | A | TO | B | ST | P |
|-------|--------------------|---|----|------|------|------|---|----|---|----|---|----|-----|
| 11/25 | FAU | | | | | | | | | | | | DNP |
| 11/27 | Mobile | | | | | | | | | | | | DNP |
| 11/29 | Jacksonville State | | | | | | | | | | | | DNP |
| 12/1 | Emmanuel (Ga.) | | | | | | | | | | | | DNP |

KELLY'S SEASON HIGHS

| | |
|--------------------------------|------|
| MINUTES..... | none |
| POINTS..... | none |
| REBOUNDS..... | none |
| ASSISTS..... | none |
| BLOCKS..... | none |
| STEALS..... | none |
| FIELD GOALS MADE..... | none |
| FIELD GOALS ATTEMPTED..... | none |
| 3PT FIELD GOALS MADE..... | none |
| 3PT FIELD GOALS ATTEMPTED..... | none |
| FREE THROWS MADE..... | none |
| FREE THROWS ATTEMPTED..... | none |

KELLY'S CAREER HIGHS

| | |
|--------------------------------|-------------------------------|
| MINUTES..... | 2* vs. Spring Hill (11/19/19) |
| POINTS..... | none |
| REBOUNDS..... | 1 vs. Pikeville (11/6/19) |
| ASSISTS..... | none |
| BLOCKS..... | none |
| STEALS..... | none |
| FIELD GOALS MADE..... | none |
| FIELD GOALS ATTEMPTED..... | 1* vs. Mobile (12/28/19) |
| 3PT FIELD GOALS MADE..... | none |
| 3PT FIELD GOALS ATTEMPTED..... | 1 vs. Spring Hill (11/19/19) |
| FREE THROWS MADE..... | none |
| FREE THROWS ATTEMPTED..... | none |

* Indicates how many previous times that total occurred

| Season | gp-gs | min/avg | fg-fga | pct | fg-fga | pct | ft-fta | pct | off | def | tot | avg | pf | fo | ast | to | blk | stl | pts | avg |
|---------|-------|---------|--------|------|--------|------|--------|------|-----|-----|-----|-----|----|----|-----|----|-----|-----|-----|-----|
| 2019-20 | 5-0 | 5/1.0 | 0-2 | .000 | 0-1 | .000 | 0-0 | .000 | 0 | 1 | 1 | 0.2 | 3 | 0 | 0 | 1 | 0 | 0 | 0 | 0.0 |
| TOTAL | 5-0 | 5/1.0 | 0-2 | .000 | 0-1 | .000 | 0-0 | .000 | 0 | 1 | 1 | 0.2 | 3 | 0 | 0 | 1 | 0 | 0 | 0 | 0.0 |

Zondrick Garrett

#42

Forward
 Freshman
 6-7 • 202
 Oxford, Ala. (Oxford HS)

2020-21 GAME-BY-GAME STATS

| Date | Opponent | S | MP | FG-A | 3P-A | FT-A | R | PF | A | TO | B | ST | P |
|-------|--------------------|---|----|------|------|------|---|----|---|----|---|----|-----|
| 11/25 | FAU | | | | | | | | | | | | DNP |
| 11/27 | Mobile | | | | | | | | | | | | DNP |
| 11/29 | Jacksonville State | | | | | | | | | | | | DNP |
| 12/1 | Emmanuel (Ga.) | | | | | | | | | | | | DNP |

2020-21 Notes

- ▶ Out due to injury

GARRETT'S SEASON AND CAREER HIGHS

| | |
|--------------------------------|------|
| MINUTES..... | none |
| POINTS..... | none |
| REBOUNDS..... | none |
| ASSISTS..... | none |
| BLOCKS..... | none |
| STEALS..... | none |
| FIELD GOALS MADE..... | none |
| FIELD GOALS ATTEMPTED..... | none |
| 3PT FIELD GOALS MADE..... | none |
| 3PT FIELD GOALS ATTEMPTED..... | none |
| FREE THROWS MADE..... | none |
| FREE THROWS ATTEMPTED..... | none |

* Indicates how many previous times that total occurred

John Pettway

#50

Guard

R-Senior

6-3 • 180

Safford, Ala. (Keith HS)

2020-21 GAME-BY-GAME STATS

| Date | Opponent | S | MP | FG-A | 3P-A | FT-A | R | PF | A | TO | B | ST | P |
|-------|--------------------|---|----|-------|------|------|---|----|---|----|---|----|----|
| 11/25 | FAU | | 24 | 4-5 | 0-0 | 0-0 | 1 | 4 | 0 | 1 | 0 | 0 | 8 |
| 11/27 | Mobile | | 33 | 10-15 | 0-0 | 2-2 | 8 | 1 | 0 | 2 | 0 | 0 | 22 |
| 11/29 | Jacksonville State | * | 34 | 8-11 | 0-0 | 1-2 | 2 | 3 | 1 | 2 | 0 | 3 | 17 |
| 12/1 | Emmanuel (Ga.) | * | 28 | 3-5 | 0-0 | 1-2 | 1 | 2 | 5 | 2 | 0 | 3 | 7 |

2020-21 Notes

- ▶ Set a new career high with 22 points against Mobile off 10 made field goals with eight rebounds, which tied a career high.
- ▶ Scored in double figures in back-to-back games with 17 points vs. Jacksonville State (11/29).

2019-20 Notes

- ▶ Provided eight points and a game-high-tying three steals in 19 minutes off the bench vs. Troy (2/29)
- ▶ Had first game scoring in double figures in over a month at Coastal Carolina (2/22) with 10 points, adding three rebounds and three steals
- ▶ Posted nine points on 3-of-3 shooting from the floor, adding a season-best six assists and two steals at Appalachian State (2/20)
- ▶ Finished with seven points and a game-best five steals vs. ULM (2/15)
- ▶ Had eight points, two rebounds and an assist in first game back from injury vs. Louisiana (2/13)
- ▶ Scored 14 points going 5 for 8 from the field and 4 for 4 at the foul line vs. Georgia Southern (1/18)
- ▶ Recorded a career-best 15 points and four rebounds with a pair of steals vs. Georgia State (1/16)
- ▶ Posted a new career best six steals in a huge nine-point road victory over then-SBC leader Little Rock (1/11)
- ▶ Recorded a then-career high five steals and scored nine points vs. Arkansas State (1/9)
- ▶ Set new season highs in points (10), rebounds (3) and steals (2) at UT Arlington (1/6)
- ▶ Shot 3 for 6 from the floor for season-high six points vs. Mobile (12/28)

2018-19 Notes

- ▶ Averaged 4.3 points and 1.6 rebounds per game
- ▶ Fourth on the team with 53 assists
- ▶ Tied his career high with 16 points on 6-of-8 shooting, and set a new personal best with 8 rebounds vs. Little Rock (2/9)

2017-18 Notes

- ▶ Averaged 3.2 points per game
- ▶ Playing time increased as season went on, averaging 11.4 minutes in final 17 games, while playing just 6.0 minutes per contest before that

2016-17 Notes

- ▶ Redshirted

PETTWAY'S SEASON HIGHS

| | |
|---------------------------|-----------------------------------|
| MINUTES | 34 vs. Jacksonville State (11/29) |
| POINTS | 22 vs. Mobile (11/27) |
| REBOUNDS | 8 vs. Mobile (11/27) |
| ASSISTS | 5 vs. Emmanuel (Ga.) (12/1) |
| BLOCKS | none |
| STEALS | 3* vs. Jacksonville State (11/29) |
| FIELD GOALS MADE | 10 vs. Mobile (11/27) |
| FIELD GOALS ATTEMPTED | 15 vs. Mobile (11/27) |
| 3PT FIELD GOALS MADE | none |
| 3PT FIELD GOALS ATTEMPTED | none |
| FREE THROWS MADE | 2 vs. Mobile (11/27) |
| FREE THROWS ATTEMPTED | 2** vs. Mobile (11/27) |

PETTWAY'S CAREER HIGHS

| | |
|---------------------------|-----------------------------------|
| MINUTES | 40 vs. Georgia Southern (1/19/19) |
| POINTS | 22 vs. Mobile (11/27/20) |
| REBOUNDS | 8* vs. Little Rock (2/9/19) |
| ASSISTS | 7 vs. Mobile (12/20/18) |
| BLOCKS | 1***** at Little Rock (1/11/20) |
| STEALS | 6 at Little Rock (1/11/20) |
| FIELD GOALS MADE | 10 vs. Mobile (11/27/20) |
| FIELD GOALS ATTEMPTED | 15 vs. Mobile (11/27/20) |
| 3PT FIELD GOALS MADE | 1** at Little Rock (1/11/20) |
| 3PT FIELD GOALS ATTEMPTED | 1***** at Little Rock (1/11/20) |
| FREE THROWS MADE | 5 vs. Georgia State (1/16/20) |
| FREE THROWS ATTEMPTED | 6** vs. Georgia State (1/16/20) |

* Indicates how many previous times that total occurred

| Season | gp-gs | min/avg | Total | | 3-Point | | F-Throws | | | Rebounds | | | | | Scoring | | | | | |
|---------|-------|-----------|---------|------|---------|-------|----------|------|-----|----------|-----|-----|-----|----|---------|-----|-----|-----|-----|------|
| | | | fg-fga | pct | fg-fga | pct | ft-fta | pct | off | def | tot | avg | pf | fo | ast | to | blk | stl | pts | avg |
| 2017-18 | 24-0 | 231/9.6 | 28-61 | .459 | 1-1 | 1.000 | 19-27 | .704 | 4 | 23 | 27 | 1.1 | 28 | 1 | 21 | 25 | 2 | 7 | 76 | 3.2 |
| 2018-19 | 34-11 | 584/17.2 | 59-106 | .557 | 1-6 | .167 | 26-33 | .788 | 18 | 36 | 54 | 1.6 | 61 | 1 | 53 | 39 | 2 | 36 | 145 | 4.3 |
| 2019-20 | 23-10 | 426/18.5 | 46-84 | .548 | 1-2 | .500 | 26-40 | .650 | 10 | 21 | 31 | 1.3 | 41 | 1 | 22 | 30 | 3 | 33 | 119 | 5.2 |
| 2020-21 | 4-2 | 119/29.8 | 25-36 | .694 | 0-0 | .000 | 4-6 | .667 | 2 | 10 | 12 | 3.0 | 10 | 0 | 5 | 7 | 0 | 6 | 54 | 13.5 |
| TOTAL | 85-23 | 1360/16.0 | 158-287 | .551 | 3-9 | .333 | 75-106 | .708 | 34 | 90 | 124 | 1.5 | 140 | 3 | 101 | 101 | 7 | 82 | 394 | 4.6 |












SOUTH ALABAMA OVERALL STATISTICS

| RECORD: | OVERALL | HOME | AWAY | NEUTRAL |
|----------------|----------------|-------------|-------------|----------------|
| ALL GAMES | 3-1 | 3-1 | 0-0 | 0-0 |
| CONFERENCE | 0-0 | 0-0 | 0-0 | 0-0 |
| NON-CONFERENCE | 3-1 | 3-1 | 0-0 | 0-0 |

| ## | Player | gp-gs | min | avg | Total | | 3-Point | | F-Throw | | Rebounds | | | pf | dq | a | to | blk | stl | pts | avg | |
|----------------|------------------|-------|-----|------|---------|------|---------|-------|---------|-------|----------|-----|-----|------|----|---|----|-----|-----|-----|-----|------|
| | | | | | fg-fga | fg% | 3fg-fga | 3fg% | ft-fga | ft% | off | def | tot | | | | | | | | | avg |
| 12 | Flowers, Michael | 4-4 | 138 | 34.5 | 25-47 | .532 | 13-26 | .500 | 18-23 | .783 | 2 | 13 | 15 | 3.8 | 8 | 0 | 16 | 10 | 0 | 8 | 81 | 20.3 |
| 50 | Pettway, John | 4-2 | 119 | 29.8 | 25-36 | .694 | 0-0 | .000 | 4-6 | .667 | 2 | 10 | 12 | 3.0 | 10 | 0 | 5 | 7 | 0 | 6 | 54 | 13.5 |
| 04 | Goncalves, Kayo | 4-4 | 134 | 33.5 | 17-30 | .567 | 12-22 | .545 | 3-3 | 1.000 | 3 | 22 | 25 | 6.3 | 11 | 0 | 2 | 3 | 6 | 4 | 49 | 12.3 |
| 03 | Locure, Tyreke | 4-4 | 135 | 33.8 | 15-42 | .357 | 6-21 | .286 | 10-17 | .588 | 7 | 24 | 31 | 7.8 | 11 | 0 | 10 | 7 | 1 | 10 | 46 | 11.5 |
| 22 | Iorio, Sam | 2-2 | 36 | 18.0 | 5-7 | .714 | 2-2 | 1.000 | 6-6 | 1.000 | 1 | 4 | 5 | 2.5 | 0 | 0 | 3 | 2 | 1 | 1 | 18 | 9.0 |
| 02 | Walker, David | 4-0 | 72 | 18.0 | 13-32 | .406 | 5-10 | .500 | 2-7 | .286 | 5 | 5 | 10 | 2.5 | 4 | 0 | 2 | 3 | 0 | 2 | 33 | 8.3 |
| 25 | West, Jamal | 4-4 | 110 | 27.5 | 7-21 | .333 | 0-0 | .000 | 14-27 | .519 | 12 | 15 | 27 | 6.8 | 10 | 1 | 5 | 7 | 1 | 3 | 28 | 7.0 |
| 00 | Curry, KK | 4-0 | 45 | 11.3 | 5-13 | .385 | 0-0 | .000 | 3-4 | .750 | 4 | 6 | 10 | 2.5 | 4 | 0 | 2 | 1 | 2 | 3 | 13 | 3.3 |
| 01 | Anderson, Andrew | 1-0 | 5 | 5.0 | 0-0 | .000 | 0-0 | .000 | 0-0 | .000 | 1 | 2 | 3 | 3.0 | 1 | 0 | 1 | 0 | 0 | 0 | 0 | 0.0 |
| 14 | Sizemore, Adam | 2-0 | 6 | 3.0 | 0-0 | .000 | 0-0 | .000 | 0-0 | .000 | 0 | 2 | 2 | 1.0 | 0 | 0 | 1 | 1 | 0 | 0 | 0 | 0.0 |
| Team | | | | | | | | | | | 4 | 7 | 11 | | | | 2 | | | | | |
| Total..... | | 4 | 800 | | 112-228 | .491 | 38-81 | .469 | 60-93 | .645 | 41 | 110 | 151 | 37.8 | 59 | 1 | 47 | 43 | 11 | 37 | 322 | 80.5 |
| Opponents..... | | 4 | 800 | | 91-236 | .386 | 54-151 | .358 | 29-42 | .690 | 47 | 94 | 141 | 35.2 | 76 | 1 | 55 | 65 | 16 | 21 | 265 | 66.2 |

| TEAM STATISTICS | USA | OPP | Date | Opponent | Score | Att. |
|------------------------|------------|------------|---------------------|------------------|--------------|-------------|
| SCORING | 322 | 265 | 11/25/20 | FLA. ATLANTIC | w 68-66 | 945 |
| Points per game | 80.5 | 66.2 | 11/27/20 | MOBILE | w 95-75 | 983 |
| Scoring margin | +14.3 | - | 11/29/20 | JACKSONVILLE ST. | L 73-77 | 910 |
| FIELD GOALS-ATT | 112-228 | 91-236 | 12/01/20 | EMMANUEL (GA) | w 86-47 | 780 |
| Field goal pct | .491 | .386 | * - Conference game | | | |
| 3 POINT FG-ATT | 38-81 | 54-151 | | | | |
| 3-point FG pct | .469 | .358 | | | | |
| 3-pt FG made per game | 9.5 | 13.5 | | | | |
| FREE THROWS-ATT | 60-93 | 29-42 | | | | |
| Free throw pct | .645 | .690 | | | | |
| F-Throws made per game | 15.0 | 7.3 | | | | |
| REBOUNDS | 151 | 141 | | | | |
| Rebounds per game | 37.8 | 35.2 | | | | |
| Rebounding margin | +2.5 | - | | | | |
| ASSISTS | 47 | 55 | | | | |
| Assists per game | 11.8 | 13.8 | | | | |
| TURNOVERS | 43 | 65 | | | | |
| Turnovers per game | 10.8 | 16.3 | | | | |
| Turnover margin | +5.5 | - | | | | |
| Assist/turnover ratio | 1.1 | 0.8 | | | | |
| STEALS | 37 | 21 | | | | |
| Steals per game | 9.3 | 5.3 | | | | |
| BLOCKS | 11 | 16 | | | | |
| Blocks per game | 2.8 | 4.0 | | | | |
| ATTENDANCE | 3618 | 0 | | | | |
| Home games-Avg/Game | 4-904 | 0-0 | | | | |
| Neutral site-Avg/Game | - | 0-0 | | | | |

| Score by Periods | 1st | 2nd | Totals |
|-------------------------|------------|------------|---------------|
| South Alabama | 153 | 169 | 322 |
| Opponents | 121 | 144 | 265 |

| | | | |
|----|--|--------|---|
| 0 |  KK CURRY 6-6, 195, So., F Cleveland, Tenn. (Scotland Campus Sports/Cleveland HS) | Notes: | Career Highs POINTS 15 vs. Alabama A&M (12/27/19) REBOUNDS 6 vs. Alabama A&M (12/27/19) ASSISTS 2 vs. Mobile (11/27/20) |
| 1 |  ANDREW ANDERSON 6-0, 160, Fr., G Millington, Tenn. (Tipton-Rosemark Academy) | Notes: | Career Highs POINTS none REBOUNDS 3 Emmanuel (Ga.) (12/1/20) ASSISTS 1 Emmanuel (Ga.) (12/1/20) |
| 2 |  DAVID WALKER 6-3, 205, Jr., G Toronto, Ontario, Canada (Casper (Wyo.) CC) | Notes: | Career Highs POINTS 14 Emmanuel (Ga.) (12/1/20) REBOUNDS 4 vs. Mobile (11/27/20) ASSISTS 1 vs. Jacksonville State (11/29/20) |
| 3 |  TYREKE LOCURE 6-0, 165, So., G New Orleans, La. (Des Moines North [Iowa] HS) | Notes: | Career Highs POINTS 20 vs. Spring Hill (11/19/19) REBOUNDS 9 vs. FAU (11/25/20) ASSISTS 6 vs. Pikeville (11/6/19) |
| 4 |  KAYO GONCALVES 6-8, 212, Gr., F Rio de Janeiro, Brazil (Southeastern Oklahoma State) | Notes: | Career Highs (at USA) POINTS 17 vs. Jacksonville State (11/27/20) REBOUNDS 8 vs. FAU (11/25/20) ASSISTS 1 vs. FAU (11/25/20) *Southwestern Oklahoma career highs on player page |
| 12 |  MICHAEL FLOWERS 6-1, 189, Sr., G Southfield, Mich. (Western Michigan) | Notes: | Career Highs (at USA) POINTS 25 vs. Mobile (11/27/20) REBOUNDS 6 vs. Jacksonville State (11/29/20) ASSISTS 6 vs. Jacksonville State (11/29/20) *Western Michigan career highs on player page |
| 14 |  ADAM SIZEMORE 5-9, 160, So., G London, Ky. (North Laurel HS) | Notes: | Career Highs POINTS 6 vs. Pikeville (11/6/19) REBOUNDS 2 vs. Emmanuel (Ga.) (12/1/20) ASSISTS 2 vs. Pikeville (11/6/19) |
| 22 |  SAM IORIO 6-7, 221, Jr., F Allentown, Pa. (American) | Notes: | Career Highs (at USA) POINTS 16 vs. FAU (11/25/20) REBOUNDS 4 vs. FAU (11/25/20) ASSISTS 3 vs. FAU (11/25/20) *American Career highs on player page |
| 24 |  TERRENCE LEWIS 6-6, 200, Sr., G Milwaukee, Wis. (Iowa State) | Notes: | Career Highs (at Iowa State) POINTS 17 at Oklahoma (2/12/20) REBOUNDS 8 vs. Florida A&M (1/1/20) ASSISTS 2 at Auburn (1/25/20) *No games played for USA |
| 25 |  JAMAL WEST 6-5, 224, Fr., F Baltimore, Md. (St. Frances Academy) | Notes: | Career Highs POINTS 12 vs. Emmanuel (Ga.) (12/1/20) REBOUNDS 9 vs. Mobile (11/27/20) ASSISTS 2 vs. Mobile (11/27/20) |
| 30 |  A.C. KELLY 6-6, 190, Fr., F Allentown, Pa. (Scotland Campus Sports/Parkland HS) | Notes: | Career Highs POINTS none REBOUNDS 1 vs. Pikeville (11/6/19) ASSISTS none |
| 42 |  ZONDRICK GARRETT 6-7, 202, Fr., F Oxford, Ala. (Oxford HS) | Notes: | Career Highs POINTS none REBOUNDS none ASSISTS none *No appearances in college basketball |
| 50 |  JOHN PETTWAY 6-3, 180, Jr., G Safford, Ala. (Keith HS) | Notes: | Career Highs POINTS 22 vs. Mobile (11/27/20) REBOUNDS 8 vs. Little Rock (2/9/19) ASSISTS 7 vs. Mobile (12/20/18) |