



# 2014-15 AUBURN BASKETBALL GAME NOTES

Auburn Athletics Communications | 392 South Donahue Drive | Auburn, AL 36849 | 334.844.9800

AuburnTigers.com | Facebook: Facebook.com/Auburn MBB | Twitter: @AuburnMBB

## COACHES

Bruce Pearl (Boston College, 1982)

Auburn Record.....9-7 (1st year)  
vs. South Carolina .....First Meeting  
Overall Record .....471-152 (.756) (20th year)  
Division I Record.....240-106 (.694) (11th year)  
vs. South Carolina .....12-2 (.857)

Frank Martin (FIU, 1993)

South Carolina Record.....38-43 (.469) (3rd year)  
vs. Auburn.....1-3 (.250)  
Overall.....155-97 (.615) (8th year)  
vs. Auburn.....1-3 (.250)

## SERIES

Auburn leads, 22-15

at Auburn .....AU leads, 9-7  
at Columbia .....AU leads, 11-6  
at neutral sites.....tied, 2-2  
Last Meeting .....S. Carolina 74, Auburn 56 (3/12/14)  
Current Streak.....South Carolina W1

## RANKINGS

Auburn ..... Not Ranked  
South Carolina ..... Not Ranked

## TV | SEC Network

Tom Hart .....Play by Play  
Joe Dean, Jr. ....Analyst

## RADIO | AUBURN IMG NETWORK

The Auburn IMG Sports Network provides coverage via 50+ stations covering the Southeast: Rod Bramblett (play-by-play) and Sonny Smith (color)  
IN AUBURN .....94.3 WGZZ FM  
ONLINE.....AuburnTigers.com  
SATELLITE .....Sirius 91/XM 91

## AUBURN BASKETBALL COMMUNICATIONS

Dan Froehlich ... Associate Director /Primary Contact  
danf@auburn.edu

Evan Roberts ..... Media Relations Assistant  
evan.roberts@auburn.edu

Kirk Sampson..... Associate AD  
kirk@auburn.edu

Main Office Phone: 334.844.9800 | Fax: 334.844.9807

Web site: www.AuburnTigers.com

Live stats: Auburn.Statbroadcast.com



## GAME 17

AUBURN (9-7, 1-2 SEC) vs SOUTH CAROLINA (10-5, 1-2 SEC)

VS.



January 17, 2015 | 7:30 P.M. CT

TV: SEC Network | Radio: Auburn IMG Sports Network

Auburn Arena (9,121) | Auburn, Ala.

## THE GAME

Auburn (9-7, 1-1 SEC) returns home for back-to-back contests, beginning with a Saturday night game against South Carolina (10-5, 1-2 SEC) on Saturday, Jan. 17. Tip is set for 7:30 p.m. CT on SEC Network.

## THE OPENING TIP

- Auburn is 8-1 at home, which includes a current six-game home winning streak, 0-5 on the road and 1-1 on neutral sites.
- KT Harrell has scored 20-or-more points in seven games this season. He has now topped the 20-point mark 19 times at Auburn. He has also scored 10-plus points in 42 out of 46 career games at Auburn, including 13 this season
- Cinmeon Bowers has had 10 double-doubles and currently leads the SEC and is sixth nationally in rebounding (11.3 rpg) and is 14th in the league in scoring (13.5 ppg). His 10 double-doubles are tops in the SEC and seventh nationally
- Cinmeon Bowers is one of 18 players in the nation to be averaging a double-double, and one of only five from a major conference
- Bruce Pearl is 12-2 all-time against South Carolina and has a winning record against 10 of the 12 SEC teams he has faced in his coaching career
- Auburn is in its 109th season of basketball and has an all-time record of 1,261-1,125-1 (.528)

## AUBURN (9-7, 1-2 SEC)

Date	Opponent	Score/Time
Nov. 14	UW-MILWAUKEE (ESPNU)	W, 83-73
Nov. 18	at Colorado (ESPN2)	L, 59-90
Nov. 21	LOUISIANA (FSN)	W, 105-80
Nov. 24	vs. Tulsa (Las Vegas) (ESPNU)	L, 35-53
Nov. 26	vs. Oregon St. (ESPN3)	W, 71-69
Dec. 3	at Texas Tech (SECN)	L, 44-46
Dec. 5	COASTAL CAROLINA (FSN)	L, 54-58
Dec. 14	at Clemson (ESPN3.com)	L, 61-72
Dec. 17	WINTHROP (SECN)	W, 80-62
Dec. 20	XAVIER (SECN)	W, 89-88 (2ot)
Dec. 23	TEXAS SOUTHERN (SECN+)	W, 61-60
Dec. 29	MIDDLE TENN. ST. (SECN)	W, 64-48
Jan. 3	NORTH ALABAMA (SECN)	W, 82-61
Jan. 6	*at Vanderbilt (ESPNU)	L, 52-64
Jan. 10	*MISSOURI (SECN)	W, 85-79

Jan. 15	*at Florida (ESPN2)	L, 55-75
Jan. 17	*SOUTH CAROLINA (SECN)	7:30 p.m.
Jan. 21	*MISSISSIPPI STATE (SECN)	8 p.m.
Jan. 24	*at Alabama (SECN)	7:30 p.m.
Jan. 27	*TEXAS A&M (SECN)	8 p.m.
Jan. 31	*at Tennessee (ESPN/2)	11 a.m.
Feb. 5	*at LSU (ESPN/2)	6 p.m.
Feb. 7	*OLE MISS (SECN)	5:30 p.m.
Feb. 10	*ARKANSAS (ESPNU)	8 p.m.
Feb. 14	*at Georgia (FSN)	1 p.m.
Feb. 17	*ALABAMA (ESPNU)	8 p.m.
Feb. 21	*at Kentucky (ESPN)	5:15 p.m.
Feb. 24	*LSU (ESPNU)	6 p.m.
Feb. 28	*at Texas A&M (SECN)	7:30 p.m.
Mar. 3	*at Missouri (SECN)	8 p.m.
Mar. 7	*GEORGIA (SECN)	3 p.m.
Mar. 11	SEC Tournament (SECN / ESPN)	TBA

*All times Central*

## PROJECTED STARTING LINEUP

#5 Cinmeon Bowers	#25 Jordon Granger	#1 KT Harrell	#12 K.C. Ross-Miller	#14 Antoine Mason
				
Jr. - Forward 6-7 • 278 Racine, Wis. Pts: 13.5 Rebs: 11.3 Mins: 29.0	Jr. - Forward 6-8 • 210 St. Louis, Mo. Pts: 5.1 Rebs: 3.0 Mins: 22.1	Sr. - Guard 6-4 • 212 Montgomery, Ala. Pts: 16.4 Rebs: 3.0 Mins: 32.2	GS. - Guard 6-0 • 178 Grand Prairie, Texas Pts: 6.8 Rebs: 1.9 Mins: 24.6	GS. - Guard 6-1 • 216 Queens, N.Y. Pts: 14.4 Rebs: 2.3 Mins: 29.4



# 2014-15 AUBURN BASKETBALL GAME NOTES

**8 NCAA TOURNAMENTS:**  
1984, 1985, 1986, 1987, 1988, 1999, 2000, 2003  
**2 SEC CHAMPIONSHIPS:**  
1960, 1999

## #00 Malcolm Canada



Sr. - Guard  
6-3 • 225  
Austin, Texas  
Pts: 5.9  
Rebs: 2.6  
Ast: 38  
Mins: 21.8

Back-up point guard in 2013-14 ... Logging minutes at the point along with KC Ross-Miller and Tahj Shamsid-Deen as well as at the 4 ... Shooting .392 (29-74) from the floor and .775 (31-40) from the FT line ... A third of his points (31 of 94) have come at the FT line ... Tied with K.C. Ross-Miller for the team lead in assists ... 25 assists vs. 7 turnovers over the past eight games (5/0 vs. Winthrop, 2/1 vs. Xavier, 4/0 vs. Texas Southern, 2/2 vs. Middle Tennessee State, 5/2 vs. North Alabama, 4/1 at Vanderbilt, 2/1 vs. Missouri, 1/0 at Florida) ... Making his first career start had 9 points, 4 assists and 4 rebounds at Vanderbilt ... Career-high 6 rebounds against North Alabama to go along with 8 points and 5 assists ... Career-high 15 points in the win over Xavier ... Hit the game-winning free throws with 14 seconds left in the second OT ... Was 5-6 at the line against Xavier

## #1 KT Harrell



Sr. - Guard  
6-4 • 212  
Montgomery, Ala.  
Pts: 16.4  
Rebs: 3.0  
Ast: 24  
Mins: 32.2

Coaches' preseason All-SEC second team selection ... Top returning scorer in the SEC (18.3 ppg) ... Has scored in double figures in 55 out of 88 career games, in 42 out of 46 career games at Auburn and 13 out of 16 this season ... Surpassed the 1,000 career points barrier with a 3 with 13:39 left in the first half against Winthrop ... Now has 1,112 career points ... 811 of his points have come in the last year-plus at Auburn (301 points at Virginia from 2010-12) ... 19 20-point games during AU career including seven this season ... Third in the SEC in scoring (16.4 ppg) ... 8th in the SEC in field goal percentage (.450) ... 2nd in SEC in 3-point field goal percentage (.433) and 1st in 3-point field goals made per game (2.6) ... 9th in SEC in minutes played (32.2) ... Team's high-scorer in 9 games ... SEC Player of the Week on Dec. 22 after wins over Winthrop and Xavier ... Season-high 25 points against both North Alabama (1/3) and Coastal Carolina (12/5) ... Nominee for the 2015 Allstate NABC Good Works Team

## #4 Trayvon Reed



Fr. - Center  
7-2 • 230  
Mobile, Ala.  
Pts: 1.8  
Rebs: 3.0  
Blk: 10  
Mins: 11.6

Joined the team in December ... Shot blocker that is providing immediate help in the paint ... Tied for second on the team in blocked shots (10) ... Has recorded 24 percent of the team's blocks while only playing in 56 percent of the team's games ... 4 points, 5 rebounds and 5 blocks in double overtime win over Xavier ... Hit a pair of free throws in the second overtime ... 2 points, 2 blocks and 8 rebounds in 12 minutes against Winthrop ... Played 8 minutes at Clemson after going through just one practice and a shoot around after joining the team

## #5 Cinneon Bowers



Jr. - Forward  
6-7 • 278  
Racine, Wis.  
Pts: 13.5  
Rebs: 11.3  
Mins: 29.0

SEC leader and 6th nationally in rebounding (11.3 rpg) ... Also leads the league in offensive rebounds (3.9) and second in offensive rebounds (7.4) ... 14th in the league in scoring (13.5 ppg) ... 9th in the SEC in field goal percentage (.438) ... 181 total rebounds rank sixth nationally ... Four straight double-doubles to open Auburn career and has 10 on the season (1st in SEC, 7th nationally) ... 1 of 5 major conference players to be averaging a double-double ... 10 double-doubles are the most by an Auburn player in a season since Korvotney Barber finished with 13 in the 2008-09 season ... 181 rebounds are more than the team leader (Asaiah Dixon-Tatum) finished the 2013-14 season with (180 in 30 games) ... SEC Player of the Week (11/17) ... Career-high 20 points against Missouri (1/10), North Alabama (1/3) and Louisiana (11/21) ... Has recorded 17 rebounds twice this season (Milwaukee, Winthrop), which are the most in the SEC this season ... CollegeSportsMadness.com SEC Player of the Week following wins over Winthrop and Xavier ... Named one of the top JUCO transfers to watch by CBSsports.com

## #12 K.C. Ross-Miller



GS - Guard  
6-0 • 178  
Grand Prairie, Texas  
Pts: 6.8  
Rebs: 1.9  
Ast: 38  
Mins: 24.2

Graduated from New Mexico State (sports management) and transferred to Auburn ... Working towards a Master's in adult education at Auburn ... Shares minutes at the point with Malcolm Canada and Tahj Shamsid-Deen ... Solid passer who averaged 3.5 assists per game last season at NMSU ... Is tied with Malcolm Canada for the team lead in assists (38) ... Back-to-back double-figure scoring games to start the season (13 vs. Milwaukee, 11 at Colorado) ... 35-44 at the free throw line (.795) ... 2.3 steals per game are 2nd in the SEC and are 23rd nationally ... 36 total steals are 36th nationally ... Has had at least 1 steal in 14 of 16 games ... Season-high-tying 13 points and 5 assists against Missouri ... 6 assists, 4 steals and 1 turnover against North Alabama ... Career-high-tying 5 steals against MTSU ... Hit the game-tying and game-winning free throws with 14 seconds left against Texas Southern ... 4 steals against Xavier, 3 of which came in the final 10:42 of the double-overtime contest


## #13 Tahj Shamsid-Deen



So. - Guard  
5-9 • 170  
Decatur, Ga.  
Pts: 5.9  
Ast: 23  
Mins: 24.6

Starting point guard as a freshman, has also been working at the 2 in coach Bruce Pearl's system ... Shot .408 from the field and .331 from 3-point range as a freshman ... Double-figure scoring in 3 games this season (10 vs. Missouri, 11 vs. Oregon State, 21 vs. Louisiana) ... All 10 points against Missouri came in the second half ... Was available but was held out of the win over North Alabama ... Career-high 21 points (18 in the second half) against Louisiana ... Was 5-10 from 3-point range (4-5 in the second half) in the Louisiana game after being 0-6 in the first two games combined ... Season-high 5 assists vs. Coastal Carolina ... Wearing a right-shoulder brace after injuring it in the second half of the season-opener ... Came off the bench for the first time in his career against MTSU after starting 41 straight games

## #14 Antoine Mason



GS - Guard  
6-1 • 216  
Queens, N.Y.  
Pts: 14.4  
Rebs: 2.3  
Ast: 16  
Mins: 29.4

Top returning scorer in the nation (25.6 ppg) ... 846 total points last season were third nationally and third-most in a single season at Niagara ... Transferred to Auburn as a graduate student after earning his degree in four years at Niagara (finance) ... Working towards a Master's in adult education at Auburn ... Son of former NBA player Anthony Mason ... Auburn is 7-2 when he is in the starting lineup ... Team's high-scorer 3 times ... Missed 6 games after suffering a sprained left ankle against Milwaukee ... Returned against Clemson and had 14 points on 4-9 shooting ... 19 points in Auburn debut vs. Milwaukee ... 12 of 19 points came in the second half ... 68th in ESPN's Top 100 College basketball players ... Number 3 on Jay Bilas' the Bilasator's "transfers who will make a difference" team (11/12) ... Named one of the top 20 transfers you need to know by CBSsports.com ... Became 522nd member of NCAA 2,000-career point club with a layup in the 2nd half of the win over Texas Southern ... Now has 2,078 career points

**#20 Alex Thompson**



So. - Forward  
 6-9 • 210  
 Dothan, Ala.  
 Pts: 3.6  
 Rebs: 2.5  
 Mins: 12.6

*Rejoined the team in December after taking a personal leave of absence for the first semester ... Spent the summer going through team practices before taking his leave of absence ... 7 points, 3 rebounds (all on the defensive end) against Florida ... Big debut against Winthrop, matching his career high in points (8) and grabbing a career-best 6 rebounds in 15 minutes ... Played in 20 games as a freshman ... Averaged 1.0 ppg and 1.5 rpg in 7.8 mpg ... 12 of his 24 FGA (50 percent) came from 3-point range*


**#23 TJ Lang**



Fr. - Guard  
 6-7 • 193  
 Mobile, Ala.  
 Pts: 1.5  
 Rebs: 0.9  
 Ast: 4  
 Mins: 9.4

*Averaged 19 points as a senior in high school ... Originally signed with Virginia Tech but was granted a release from his NLI when the Hokies made a coaching change ... Son of NCAA Champion Antonio Lang (Duke, 1991 & 1992) ... Has attempted 14 shots and made 5, 4 from 3-point range where he is shooting 33.3 percent ... Career-high 5 points at Texas Tech, all coming in the first half ... 3-for-5 from the free throw line at Colorado ... Hit his only shot to stretch Auburn's lead to 67-61 with 4:45 left in the first half against Milwaukee*


**#24 Jack Purchase**



Fr. - Forward  
 6-8 • 198  
 Melbourne, Australia  
 Pts: 1.3  
 Rebs: 1.1  
 Ast: 4  
 Mins: 13.0

*Outside shooter that can play the 3 and the 4 ... Won a silver medal with the U17 Australian National Team at the 2012 FIBA World Championships in Launas, Lithuania ... Hit his first shot - a 3-pointer - in the loss at Colorado ... 13 of his 14 shots have been from 3-point range and all 3 of his makes have been from 3-point range (3-13, 23.1 percent) ... Half of his 8 rebounds came during the Oregon State and at Texas Tech games (2 each)*

**#25 Jordon Granger**



Jr. - Forward  
 6-8 • 210  
 St. Louis, Mo.  
 Pts: 5.1  
 Rebs: 3.0  
 Ast: 14  
 Blk: 12  
 Mins: 22.1

*Can stretch the defense with his length and is used at the 3 and 4 spots ... Has been working on his outside shot ... 15-32 (.469) from 3-point range after being 0-2 in his career entering the season ... 12 blocks lead the team ... Came off the bench at Vanderbilt and had 6 points, 3 rebounds, 2 blocks and 4 steals ... Limited to just 4 minutes against North Alabama due to a knee injury ... Perfect 3-3 from the floor for 7 points against Middle Tennessee State ... 10 points and 4 rebounds against Winthrop ... 9 points and career-high-tying 7 rebounds against Coastal Carolina ... Also tied his career-best with a pair of blocks ... 6 points on a pair of 3s as well as 5 boards at Texas Tech ... Monster put-back dunk against Oregon State (11/26) that was a #SCTop10 play ... Career-high 14 points on 4-5 shooting against Louisiana and also pulled down 6 rebounds ... Grabbed five rebounds at Colorado ... Then-career-high 8 points in the season-opener against Milwaukee*

**#41 Matthew Atewe**



So. - Center  
 6-8 • 230  
 Ontario, Canada  
 Pts: --  
 Rebs: --  
 Blk: --  
 Mins: --

*Reinjured the same left leg that caused him to have surgery this past off-season during the exhibition win over West Alabama ... Is out for the foreseeable future ... No timetable has been set for his return ... Top returning big man on Auburn's roster ... Will be relied on for his shot-blocking and rebounding abilities ... Had at least 1 block in 14 of the 24 games he played in as a freshman*

**#3 Patrick Keim**



Fr. - Guard  
 6-2 • 186  
 Birmingham, Ala.  
 Pts: 0.0  
 Rebs: 0.0  
 Ast: 0  
 Mins: 0.7

*First-year walk-on player ... Joined the team prior to the school year starting*

**#31 Devin Waddell**



Jr. - Forward  
 6-5 • 221  
 Summerfield, N.C.  
 Pts: 0.6  
 Rebs: 1.1  
 Blk: 1  
 Mins: 7.2

*Second-year walk-on ... Back-up center that has played in 13 games ... Has drawn 4 charges ... Hit his first career shot - a 3-pointer - in the loss at Colorado ... Career-high 19 minutes at Texas Tech*

**#22 CJ Holmes**



Jr. - Guard  
 6-1 • 192  
 Washington, D.C.  
 Pts: 1.5  
 Rebs: 0.0  
 Ast: 0  
 Mins: 1.0

*Third-year walk-on ... Has played in 6 career games ... Is 2-2 from the field in his career, including a 3-pointer in the 105-80 win over Louisiana this season.*

**#42 Cole Stockton**



Jr. - Guard  
 6-5 • 195  
 Auburn, Ala.  
 Pts: 0.0  
 Rebs: 0.2  
 Ast: 0  
 Mins: 1.8

*Joined the team from walk-on tryouts this fall ... Played JUCO at Shelton State for two years, averaging 8 points as a sophomore ... Has played in 6 games this season ... Played a season-high five minutes vs. Tulsa.*



# 2014-15 AUBURN BASKETBALL GAME NOTES

8 NCAA TOURNAMENTS:  
1984, 1985, 1986, 1987, 1988, 1999, 2000, 2003  
2 SEC CHAMPIONSHIPS:  
1960, 1999

## Auburn vs. South Carolina

Auburn leads the series with South Carolina, 22-15, and is 2-0 all-time against the Gamecocks inside Auburn Arena. Auburn has a five-game regular season winning streak over South Carolina, dating back to the 2011 season. This will be the only regular season meeting between the two teams.

### SOUTH CAROLINA (22-15)

Feb. 11, 1930	H	W	30	22
Jan. 6, 1931	H	W	39	21
Jan. 24, 1931	A	W	36	16
Jan. 8, 1935	A	L	34	35
Jan. 9, 1935	A	L	26	42
Dec. 29, 1951	CHAR	L	67	70
Nov. 30, 1968	A	L	49	51
Dec. 1, 1969	H	L	64	86
Dec. 3, 1970	A	L	69	86
Dec. 1, 1971	H	L	63	84
Jan. 22, 1992	H	W	85	68
Jan. 16, 1993	A	W	83	81
Feb. 16, 1994	H	W	88	70
Feb. 15, 1995	A	W	80	78
Mar. 9, 1995	ATL*	W	81	66
Feb. 7, 1996	H	W	84	73
Jan. 4, 1997	A	L	56	66
Jan. 24, 1998	H	L	56	61
Feb. 3, 1999	A	W	76	48
Jan. 19, 2000	H	W	65	61
Mar. 11, 2000	ATL*	W	OT 77	72
Jan. 20, 2001	A	W	60	57
Feb. 23, 2002	H	W	50	46
Jan. 15, 2003	A	W	67	60
Jan. 14, 2004	H	L	OT 515151	53
Feb. 12, 2005	A	W	74	71
Mar. 4, 2006	H	L	63	67
Jan. 31, 2007	A	W	80	75
Mar. 1, 2008	H	L	63	69
Jan. 10, 2009	A	L	56	68
Jan. 9, 2010	H	L	71	80
Jan. 29, 2011	A	W	79	64
Jan. 21, 2012	H	W	63	52
Jan. 12, 2013	A	W	74	71
Feb. 5, 2014	A	W	79	74
Feb. 26, 2014	H	W	83	67
Mar. 12, 2014	ATL*	L	56	74

\* SEC Tournament

Key to Abbreviation: CHAR—Charlotte, N.C.

### Series Notes

- All Games at Auburn: Auburn leads 9-7
- All Games at Auburn Arena: Auburn leads 2-0
- All Games at BEMC: South Carolina leads 7-5
- All Games at South Carolina: Auburn leads 11-6
- All Games at Colonial Center: Auburn leads 6-1
- Frank Martin vs. Auburn: 1-3
- All Games at Neutral Sites: tied 2-2
- SEC Tournament Games: Auburn leads 2-1
- Current Series Streak: 1 by South Carolina
- Longest Auburn Streak: 6 ('91-'92/'95-'96;'98-'99/'02-'03)
- Longest South Carolina Streak: 7 ('34-'35/'71-'72)

## Bruce Pearl vs. South Carolina

Bruce Pearl is 12-2 all-time against South Carolina, including a 6-0 home mark against the Gamecocks. Pearl has also won each of the last

### Beads of Courage

Beads of Courage: a group of Auburn players will be wearing beads on their shoes today to honor some young cancer fighters at the Birmingham Childrens Hospital. After each game they wear a bead the players will send an encouraging note and the bead they wore to a young boy or girl who has just completed another round of chemo.

nine meetings with South Carolina.

### BRUCE PEARL VS. S. CAROLINA (12-2)

Jan. 8, 2006	A	W	87	69
Jan. 28, 2006	H	W	81	65
Mar. 10, 2006	SECT	L	71	79
Jan. 20, 2007	H	W	64	61
Feb. 17, 2007	A	L	64	81
Jan. 12, 2008	A	W	80	56
Mar. 9, 2008	H	W	89	56
Mar. 24, 2008	SECT	W	89	87
Jan. 17, 2009	H	W	82	79
Mar. 5, 2009	A	W	86	70
Feb. 6, 2010	H	W	79	53
Feb. 20, 2010	A	W	63	55
Feb. 16, 2011	H	W	73	67
Mar. 3, 2011	A	W	73	69

## Bruce Pearl vs. Frank Martin

Saturday's meeting is the first between Bruce Pearl and Frank Martin as head coaches.

## Auburn vs. the SEC Auburn vs. the Southeastern

	AU:	Won	Lost
Alabama	58	91	
Arkansas	16	31	
Florida	87	76	
Georgia	89	90	
Kentucky	17	89	
LSU	64	83	
Mississippi State	73	67	
Missouri	1	2	
Ole Miss	73	55	
South Carolina	22	15	
Tennessee	37	74	
Texas A&M	3	5	
Vanderbilt	51	86	
TOTALS	591	764	
		(.436)	

## Bruce Pearl vs. the SEC

Bruce Pearl has a .615 or better record against nine of the 14 SEC teams in all games. In SEC play he is the second-winningest coach in regular season SEC games among active coaches by percentage [.667 / 66-33], trailing only John Calipari [.770 / 67-20].

## Pearl hits the SEC century mark

Bruce Pearl will be coaching his 100th SEC game on Saturday against South Carolina. His teams are 66-33 in SEC regular season games.

## Bruce Pearl in conference play

In 19 years as a head coach, Bruce Pearl's teams have finished either first or second in conference play 15 times. In six years at Tennessee he won the SEC East outright or tied for it three times and finished second once. In four years at Milwaukee he was in the top two all four years

### The Southeastern Conference...

- owns the nation's No. 1 non-conference strength of schedule
- owns the nation's No. 3 non-conference RPI
- is the only power conference to improve its RPI this season
- has 6 institutions with an RPI in the top 53
- has 10 institutions with an RPI in top 104

### The Opponent

#### South Carolina

Location	Columbia, S.C.
Enrollment	31,964
Conference	SEC
Record	10-5
Head Coach	Frank Martin
Record at USC/Years	38-43/3rd
Overall record/Years	155-97/8th

### How The Teams Compare

Auburn	Stat	S. Carolina
67.5	Pts.	71.2
67.4	Opp Pts.	60.0
.413	FG%	.446
.444	Opp FG%	.355
.327	3-FG%	.294
.309	Opp 3-FG%	.292
.631	FT%	.729
.674	Opp FT%	.709
33.2	Rebs	39.1
36.6	Opp Rebs	32.1
11.4	Assists	14.9
13.8	Turnovers	14.1
2.6	Blocks	5.1
7.9	Steals	7.5

### Projected Starting 5 (based on last game)

#	Name	Pos.	Ht	Pts	Rebs	Ast.
14	L. Chatkevicius	F	6-11	9.4	5.2	9
21	Demetrius Henry	F	6-9	7.0	4.0	5
0	S. Thornwell	G	6-5	10.5	5.3	29
4	Tyrone Johnson	G	6-3	10.5	2.9	55
10	Duane Notice	G	6-2	12.1	2.8	43

### Team Leaders

#### Points

KT Harrell	16.4
Duane Notice	12.1

#### Rebounds

Cinmeon Bowers	11.3
Mindaugas Kacinas	6.1

#### Assists

Canada/Ross-Miller	38
Marcus Stroman	60

#### Steals

K.C. Ross-Miller	36
Sindarius Thornwell	24

#### Blocks

Jordon Granger	12
Laimonas Chatkevicius	22

#### Field Goal Percentage

KT Harrell	.450
Mindaugas Kacinas	.597

#### Made 3-Pointers

KT Harrell	42
Duane Notice	22

#### Free Throw Percentage

K.C. Ross-Miller	.795
Duane Notice	.816



(two first-place finishes). In nine years at Southern Indiana he finished first four times and second three times.

**After the buzzer**

Auburn remains at home, playing host to Mississippi State on Wednesday, Jan. 21. The game tips off at 8 p.m. CT and will air live on SEC Network.

**Auburn Arena six pack**

Auburn picked up a sixth straight home win on Saturday when it took down Missouri, 85-79. Auburn is currently 8-1 at home with wins over Winthrop, Xavier, Texas Southern, Middle Tennessee State, North Alabama and Missouri in its last six outings. Last season the team finished 12-6 at Auburn Arena, which included a seven-game winning streak to close out the non-conference season.

**Mr. Double-Double**

Cinmeon Bowers recorded his 10th double-double of the season in the loss at Florida with 11 points and 11 rebounds. His 10 double-doubles are the most in a season at Auburn since Korvotney Barber had 13 in 2008-09 (36 games).

Bowers is one of just 18 players nationally to average a double-double and is one of just five from a Power 5 conference.

Player	School	PPG	RPG
Rico Gathers	Baylor	10.3	11.6

**Auburn Media Relations**

Auburn basketball practices are open to the public and media, with some exceptions. Media wanting to attend a practice must notify Associate Director of Media Relations Dan Froehlich no later than 12 p.m. CT the day of the practice they wish to cover.

**Postgame Policies**

Auburn's locker room is CLOSED following all games and practices. Auburn head coach Bruce Pearl and selected players will address the media in the media room following each game.

Following a 10 minute cooling off period, the winning team will have access to the media room. The losing team will follow the winning team.

Auburn head coach Bruce Pearl will address the media first and then go courtside to do postgame radio on the Auburn IMG Network. Fans are encouraged to stay after the game to take pictures and get autographs from Pearl following all games.



Dan Froehlich  
 Associate Director of Media Relations  
 334-844-9803 (o) • 334-750-1389 (c)  
 danf@auburn.edu  
 @DanTheMediaMan

Cinmeon Bowers	Auburn	13.5	11.3
Josh Hawkinson	Wash. St.	15.7	11.1
Jordan Mickey	LSU	15.5	10.6
Kevon Looney	UCLA	13.0	10.3

**Attacking the glass**

Cinmeon Bowers has already pulled down a team-best 181 rebounds on the year. Last year's team leader, Asauhn Dixon-Tatum, finished with 180 rebounds in 30 games (6.0 rebounds per game). Bowers needs to average 7.0 rebounds per game (105 total rebounds) over the final 15 regular season games to break into the school's single-season top 10 for rebounds. Mike Mitchell is 10th in the record books with 286 rebounds in the 1974-75 season.

Bowers accounts for 34.1 percent of all of Auburn's rebounds on the season. His 63 offensive rebounds are 36.2 percent of the team's total offensive rebounds and are more than any other player on the team has total rebounds, with KT Harrell and Jordon Granger each next on the team with 48 total rebounds each.

**Grand theft**

K.C. Ross-Miller is second in the SEC and 21st nationally in steals per game at 2.25 and his 36 total steals are 36th nationally. He has recorded at least one steal in 14 out of 16 games this season.

As a team Auburn is 46th nationally in steals per game (7.94) and 64th in total steals (127). Auburn has had double digit steals seven times this season, which includes five of the last seven games.

Auburn tied a season-high with 12 steals against Middle Tennessee State, a mark it previously reached this season at Clemson.

Auburn has also forced at least 15 turnovers 10 times this season. It forced a season-high 24 turnovers against Middle Tennessee State, the most Auburn has forced in a game since forcing 24 turnovers vs. Grambling State on Dec. 11, 2012.

**Masonry work**

Auburn is 7-2 when Antoine Mason is in the starting lineup, 2-4 when he doesn't play and 0-1 when he comes off the bench. Mason played 30 minutes in the season-opening win over UW-Milwaukee, pouring in 19 points, before hurting his ankle. He missed the next six games and then returned against Clemson, logging 28 minutes and scoring 14 points in the loss. He returned to the starting lineup the following game.

Mason has scored at least 12 points in nine

**Auburn when...**

**AUBURN RECORD BY STARTING LINEUP**

Bowers-Granger-Harrell-Shamsid-Deen-Ross-Miller - 2-5  
 Bowers-Granger-Harrell-Shamsid-Deen-Mason - 4-0  
 Bowers-Granger-Harrell-Ross-Miller-Mason - 3-1  
 Bowers-Canada-Harrell-Ross-Miller-Mason - 0-1

**AUBURN DOUBLE-FIGURE GAMES POINTS**

Bowers - 13; Harrell - 13; Mason - 9; Ross-Miller - 5; Canada - 4; Granger 2; Shamsid-Deen - 3;

**REBOUNDS**

Bowers - 10

**DOUBLE-DOUBLES**

Bowers - 10

AUBURN RECORD	ALL	SEC
Leading at halftime:	6-2	1-0
Tied at half:		
Trailing at halftime:	3-5	0-2
Shoot 50% or higher:	3-0	
Shoot less than 50%:	6-7	1-2
Shoot higher % than opp.:	7-0	1-0
Shoot lower % than opp.:	2-7	0-2
Opp. shoot worse than 50%:	6-6	1-2
Opp. shoot 50% or higher:	3-1	
Score less than 60 points:	0-6	0-2
Score 60-69 points:	2-1	
Score 70-79 points:	1-0	
Score 80-89 points:	5-0	1-0
Score 90-99 points:		
Score 100+ points:	1-0	
Opp. score less than 60 pts.:	1-3	
Opp. score 60-69 points:	4-1	0-1
Opp. score 70-79 points:	2-2	1-1
Opp. score 80-89 points:	2-0	
Opp. score 90-99 points:	0-1	
Opp. score 100+ points:		
Outrebounded opponent:	5-1	
Outrebounded by opponent:	4-6	1-2
Equal number of rebounds:		
Fewer turnovers than opp.:	5-3	1-1
Same turnovers as opp.:	3-0	
More turnovers than opp.:	1-4	0-1
Make 8-or-more 3-pointers:	2-1	1-0
Make 7-or-fewer 3 pointers:	7-6	0-2
Games decided by 5 or fewer:	3-2	
Overtime games:	1-0	
On ESPN:		
On ESPN2:	0-2	0-1
On ESPN3:	1-1	
On ESPNU:	1-2	0-1
On FSN:	1-1	
On SECN:	5-1	1-0
On SECN+:	1-0	
vs. SEC at Home:	1-0	1-0
vs. SEC on Road:	0-2	0-2
Games vs. ranked opp.:		
Games following a win:	4-5	0-1
Games following a loss:	4-2	1-0
More points in the paint:	5-1	
Fewer/Same points in the paint:	4-6	1-2
More bench points than opp.:	3-2	
Fewer or same bench points:	6-5	1-2
More 2nd-chance points:	5-1	
Fewer or same 2nd-chance pts.:	4-6	1-2
More or same points of TOs:	7-1	0-1
Fewer points off TOs:	2-6	1-1
On Sunday:	0-1	
On Monday:	1-2	
On Tuesday:	1-1	0-1
On Wednesday:	2-1	
On Thursday:	0-1	0-1
On Friday:	2-1	
On Saturday:	3-0	1-0



of the 10 games he has played at Auburn and has been the team's leading scorer three times. The team averages 72.3 points when he is in the starting lineup, 11.0 points per game more than when he isn't (61.3).

**Auburn at the charity stripe**

Auburn's 390 free throw attempts are currently third-most in the SEC and 58th nationally. Georgia leads the conference with 407 free throw attempts while Kentucky is next at 398. Antoine Mason led the nation in both free throws attempted (357) and free throws made (260) last season (72.8 percent) at Niagara. This season he has made 42 out of 59 free throws (71.2 percent).

Cinmeon Bowers leads the team in free throw attempts with 109, which is 40th nationally, and free throws made with 52. K.C. Ross-Miller's 89.5 percent success rate (35-for-44) is tops on the team.

Bowers went 11-for-18 from the free throw line against Missouri. His 11 made free throws are a season-high for an Auburn player and his 18 attempts are the most by an Auburn player since Chris Porter shot 20 (and made 14) against Navy on Dec. 19, 1998.

**Getting to the line**

Auburn is 8-1 this season when out-scoring its opponents at the free throw line, the lone exception coming against Florida when it lost despite sinking 17 free throws (in 26 attempts) to Florida's 12 (in 18 attempts).

Auburn is 1-5 when its opponent out-scores it at the free throw line, the lone exception coming against Xavier when Auburn was 18-for-29 from the free throw line and Xavier was 24-for-27.

**Taking care of the ball**

Auburn point guard Malcolm Canada has dished out 25 assists against just 7 turnovers over the past eight games (5/0 vs. Winthrop, 2/1 vs. Xavier, 4/0 vs. Texas Southern, 2/2 vs. Middle Tennessee State, 5/2 vs. North Alabama, 4/1 at Vanderbilt, 2/1 vs. Missouri, 1/0 at Florida).

**Ain't no mountain high enough**

Three of Auburn's wins this season have come when it was trailing by 11-or-more points during the second half while a fourth came when it was down by as many as eight in the second half.

Auburn trailed UW-Milwaukee by 12 with 11:09 to go and came back to win by 10, 83-73; Auburn trailed Xavier by 14 with 14:31 left and came back to win by a point, 89-88, in two overtimes; Texas Southern led by 11 with 14:42 left

only to see Auburn claim a 61-60 win. The latest was against Missouri, which led by eight with 16:31 to play before Auburn rallied for a five-point win, 85-79. All four games were played at Auburn Arena, where Auburn is 8-1 on the season.

**Leading from wire to wire**

Auburn led wire-to-wire in its win over Middle Tennessee State, scoring just 18 seconds into the game for a 2-0 lead. Auburn built a 14-point lead midway through the first half and then enjoyed a lead as big as 22 points in the second half. It was the second game Auburn never trailed in this season, also accomplishing it in the 80-62 win over Winthrop.

**The Reed factor**

Since Trayvon Reed joined the team against Clemson, Auburn has seen a dramatic improvement on the defensive end of the floor. Below is a statistical comparison between the last nine games with Reed and the first seven games without him. Despite playing in only nine of the 16 games this season, Reed is second on the team with 10 blocked shots (1.1 blocks/game), a total that is 24 percent of Auburn's blocks on the season.

	W/ Reed	W/O Reed
Opponent FG%	.421	.477
Blocks/Game	3.4	1.4
Steals/Game	9.2	6.3
TOs Forced/Game	16.2	15.6

**50-point halves**

Auburn scored 50 points in the second half of the win over North Alabama, the third time this season Auburn has scored at least 50 in a half. Auburn scored 54 points in the second half of the season-opening win over Milwaukee and 60 points in the second half of a 105-80 win over Louisiana. Auburn's highest first-half point total is 45 points, also against Louisiana.

**Locking down the 3-point line**

On the season Auburn is allowing its opponents to shoot 30.9 percent from 3-point range, which is fifth in the SEC and 73rd nationally. Five of Auburn's opponents have failed to hit better than 30.0 percent from deep in a game this season: Louisiana .200, Texas Tech .111, Coastal Carolina .280, Clemson .143, Winthrop .148.

**That board is mine**

Cinmeon Bowers is sixth in the country in rebounds per game (11.3), 10th in offensive rebounds per game (3.9) and ninth in defensive rebounds per game (7.4). He has registered 10-plus rebounds in 10 games this season, including a SEC-high 17 against both Milwaukee and

**Bruce Pearl 'Fore the Children' raises over \$233,000**

Bruce Pearl's Fore the Children Golf Classic was a huge success, raising over \$233,000 for Children's Harbor through a weekend full of events on October 26 and 27.

"Our monetary goal was lofty," Pearl said. "We thought we would be able to write a check for \$100,000 to Children's Harbor. I'm pretty pleased to say that we will be writing a check closer to the area of \$150,000 after everything gets paid for." [A check for \$233,345.83 was presented to Children's Harbor on Dec. 23 prior to the Auburn vs. Texas Southern game.]

"I really appreciate everything coach has done for us and all the support he has lent to us," Myrle Grate, COO of Children's Harbor said. "Children's Harbor raises every dime we have every year. We don't get any government subsidies or funding, we raise everything through private individuals so this fundraiser means that 5,000 kids can come to camp next summer and 35,000 people can come through our family center next year and receive support services."

The event, which was presented by Russell Lands and Alabama Power, began with a dinner auction at the Pearl's house and concluded with a golf tournament at Willow Point Golf and Country Club.

"Historically, educational things, kids and cancer have been the areas that my wife (Brandy) and I focused on," Pearl said. "At Children's Harbor, over 5,000 young people every summer get an opportunity to enjoy the beauty of camping at Lake Martin. They don't have to pay anything because of the efforts of the leadership."

Children's Harbor's mission is to help children with serious illness and their families. This is done at both the Lake Martin campus and the Birmingham Family Center. The 66-acre lake campus provides no cost camping facilities to over 23 different non-profit organizations. The Family Center at the Benjamin Russell Hospital for Children offers seriously ill children and their families free counseling for everyone involved, education services and tutoring, scheduled activities, an exercise room, a library, salon, laundry facilities and much more.

**8 NCAA TOURNAMENTS:**

1984, 1985, 1986, 1987, 1988, 1999, 2000, 2003

**2 SEC CHAMPIONSHIPS:**

1960, 1999

**2014-15 AUBURN BASKETBALL GAME NOTES**



Winthrop.

The last Auburn player to finish a season averaging double-figure rebounds was Mike Mitchell in 1974-75 with 11.4 rebounds per game. Since the 1950-51 season only 14 times has an Auburn player finished the year with a 10.0 rebounds per game average or better.

**4x10**

Auburn had four or more players score in double figures for the seventh time this season against Missouri. Auburn is 7-0 this season when having at least four players in double figures and 2-7 when having three or fewer in double figures.

Opponent	# AU 10+pt	Result
Milwaukee	4	W
Colorado	3	L
Louisiana	5	W
Tulsa	1	L
Oregon St.	5	W
Texas Tech	1	L
Coastal Carolina	1	L
Clemson	3	L
Winthrop	4	W
Xavier	4	W
Texas Southern	4	W
Middle Tennessee	3	W
North Alabama	3	W
Vanderbilt	1	L
Missouri	5	W
Florida	2	L

**Wins vs. losses**

Auburn is scoring 80.0 points per game in its nine wins while holding its opponents to 68.9 points per game. In the six losses, Auburn is averaging 51.4 points, and hasn't scored more than 61 points, while allowing 65.4 points per game.

Auburn is shooting .476 from the floor and .374 from 3-point range in its wins and .330 from the floor and .277 from 3-point range in the losses.

**Home vs. away**

Auburn is 8-1 at home this season, averaging 78.1 points per game and shooting .459 from the floor and .374 from 3-point range while its opponents are scoring 67.7 points per game, shooting .422 from the floor and .299 from 3-point range.

Auburn is 0-5 in away games this season, averaging 54.2 points per game and shooting .331 from the floor and .284 from 3-point range while its opponents are scoring 69.4 points per game, shooting .477 from the floor and .279 from 3-point range.

Auburn is 1-1 in neutral site games, averaging 53.0 points per game and shooting .409 from the floor and .231 from 3-point range while its opponents are scoring 61.0 points per game, shoot-

**2015-16 SIGNING CLASS**

Auburn has signed four players in the early signing period. Auburn's signing class is ranked #10 by Rivals, #12 by 247sports and #19 by Scout while ESPN has ranked the class #19 and given it an A-minus for a grade.



ing .489 from the floor and .417 from 3-point range.

Mason nets 2,000th career point

Graduate student transfer Antoine Mason became the 522nd player in NCAA history to record 2,000 career points when he hit a layup with 10:10 to go in the second half of the win over Texas Southern on Dec. 23. A four-year student-athlete at Niagara, he came to Auburn having scored 1,934 points and now has 2,078 points in his career.

In Auburn history Chuck Person (2,311 points from 1982-86), Mike Mitchell (2,123 points from 1974-78) and Wesley Person (2,066 points from 1990-94) have scored over 2,000 career points.

KT passes 1K

With a 3-pointer with 13:49 to go in the first half against Winthrop, senior KT Harrell surpassed the 1,000 career points barrier. He finished the game with 14 points and now has 1,112 career points, having poured in 811 points in 46 career games at Auburn (17.6 points per game). During a two-year run at Virginia (2010-12), he averaged 7.2 points in 32 games before transferring closer to his hometown of Montgomery, Ala., prior to the 2012-13 season.

Special Ks

When Antoine Mason scored his 2,000th career point, Auburn became the only school in the country to have an active 2,000- and 1,000- (KT Harrell) career point scorer on its roster.

KT looking for 1K at Auburn too

KT Harrell has topped the 1,000 career points barrier and is now in search of 1,000 points at Auburn. At his current pace of 16.4 points per game, he would finish the 31-game regular season with 508 points, which would give him 1,056 points in 61 games at Auburn for a career average of 17.3 points per game. Of the 34 1,000-point scorers in Auburn history, Lee De-Fore (1963-66) played in the fewest total games (72) and scored 1,386 points, finishing with a 19.0 scoring average. John Mengelt was the fastest Auburn player to 1,000 points, reaching the milestone in his 46th career game.

The RPI factor

Auburn moved up 20 spots, from 167 to 147, following its victory over Xavier. Xavier came into the game number 51 in the RPI but dropped to 72 following the loss. Xavier is the highest-ranked RPI team to fall at Auburn Arena in its four-plus year history.

Auburn is now 120 in the official NCAA RPI

and 104th in the ESPN.com RPI.

Road warriors

Auburn played three away games and two neutral site contests in the non-conference season. Among the 14-team SEC, only Arkansas and Ole Miss played as many true road games as Auburn.

Tough sledding to start

Texas Southern was the seventh team on Auburn's schedule that played in the 2014 NCAA Tournament, joining Milwaukee, Colorado, Louisiana, Tulsa, Coastal Carolina and Xavier. It has also faced a 2014 NIT team (Clemson) and a 2014 CBI team (Oregon State), giving Auburn nine of 13 non-conference games against 2014 post-season teams to start the season.

#CimCity

Junior Cinmeon Bowers posted an 18-point, 17-rebound double-double in his Auburn debut. The 17 rebounds were an Auburn Arena record and were the most by an Auburn player since Korvotney Barber pulled down 18 boards in 2009.

Bowers' double-double was the first in a season-opener by an Auburn player since Kenny Gabriel went for 18 points and 13 rebounds in the inaugural game at Auburn Arena in 2010.

The last player to record a double-double in his Auburn debut was David Hamilton, who scored 11 points and pulled down a game-high 10 rebounds in a 114-60 win over Southeast Louisiana to open the 1998-99 season.

Bowers followed that up with three more double-doubles and now has 10 on the season, seventh in the country.

KT carrying the torch

KT Harrell has been Auburn's leading scorer in nine out of 16 games this season, topping 20 points seven times. He currently is third in the SEC in scoring at 16.4 points per game, eighth in field goal percentage (.450), second in 3-point field goal percentage (.433), first in 3-point field goals made per game (2.6) and ninth in minutes played (32.2).

KT for 3!

KT Harrell set a career high with seven made 3-pointers in the game against Coastal Carolina. The seven made 3s was an Auburn Arena record for Auburn and the most made by an Auburn player in a single game since Tay Waller hit eight at Ole Miss in 2010.

Harrell has hit at least one 3-pointer in 15 of

AUBURN IMG NETWORK

Auburn games are offered statewide via the Auburn IMG Sports Network to a full compliment of affiliates that blanket the state of Alabama and portions of Georgia, Florida and Mississippi.

Auburn fans beyond affiliate radio coverage can listen to free, live streaming audio via AuburnTigers.com and Auburn's official mobile app.

MEN'S BASKETBALL AFFILIATES

Table with 3 columns: City, FM, AM. Lists radio affiliates for various cities in Alabama and Georgia.



16 games this year and in all but two games in his Auburn career.

At his current pace of 2.6 made 3's per game, Harrell would finish the 31-game regular season with 81 made 3-pointers, which would be sixth in Auburn history. Lance Weems holds the school record with 108 made 3-pointers in 1995-96.

**#CimCity Part 2**

Cinmeon Bowers leads the SEC and is sixth nationally in rebounding (11.3). If Bowers were to keep up his current pace of 11.3 rebounds per game over the rest of the regular season, he would finish the year with 350 rebounds, three more than the school single-season rebound record of 347 set by Korvotney Barber set in 2008-09.

**Double OT thriller**

Auburn claimed an 89-88 win over Xavier on Saturday, Dec. 20, clawing back from a 13-point halftime deficit and a 14-point deficit with 14:31 left in the second half. The win was Auburn's first overtime win since a 69-68 home double-overtime win over Ole Miss on Jan. 14, 2012. Auburn had lost the last four overtime games it had played in and is now 48-50 (.490) all-time in overtime games.

**Big debut for Thompson**

Alex Thompson, who missed the first eight games after taking a personal leave of absence, returned to the floor against Winthrop and had an immediate impact, matching his career-high with 8 points and pulling down a career-best 6 rebounds in 15 minutes.

**Trayvon Reed joins team**

Trayvon Reed, a 7-foot-2, 230-pound center originally from Mobile, Ala, was added to the Auburn basketball roster, head coach Bruce Pearl announced on Friday, Dec. 12.

A consensus four-star prospect coming out of high school, Reed played AAU for Atlanta Xpress. ESPN ranked him as the 68th best prospect in the nation, 247sports.com ranked him 90th and Rivals.com ranked him 91st. As a senior he played at Life Center Academy in New Jersey. He spent the last semester at Elev8 Academy in Delray Beach, Fla.

**Alex Thompson rejoins team**

Alex Thompson rejoined the team at the semester break following a leave of absence for personal reasons. A sophomore forward, he played in 20 games last season, averaging 1.0 points and 1.5 rebounds in 7.8 minutes per game. Twelve of his 24 field goal attempts (50

percent) came from 3-point range last season.

**Caps and gowns**

When senior KT Harrell graduated from Auburn with a degree in psychology on Saturday, Dec. 13, he became the third player on Auburn's roster to have earned his undergraduate degree, joining Antoine Mason (Niagara '14, finance) and K.C. Ross-Miller (New Mexico State '14, sports management). Harrell will be working on a second major in public administration during the spring semester. Senior Malcolm Canada is set to graduate this spring with a degree in public administration.

**Harrell 20 point games**

Senior KT Harrell has scored 20-or-more points in seven games this season and has now topped the 20-point mark 19 times in 46 career games at Auburn.

**Charge it**

As a team Auburn has drawn 25 charges on the year, including a team-best six by both K.C. Ross-Miller and KT Harrell. Below is the season tally of charges taken by Auburn players.

**Player ..... Charges Drawn**

KT Harrell.....	6
K.C. Ross-Miller.....	6
Devin Waddell.....	4
Malcolm Canada.....	3
Jack Purchase.....	2
Tahj Shamsid-Deen.....	2
Jordon Granger.....	1
Cole Stockton.....	1

**Don from deep**

Jordon Granger has gone 15-for-32 (46.9 percent) from 3-point range this season, knocking down a pair of 3-pointers against Milwaukee, Louisiana, Texas Tech, Winthrop, Vanderbilt and Missouri. A junior, he was a combined 0-for-2 from 3-point range over his first two seasons in an Auburn uniform.

**Hitting the century mark**

Auburn's 105-point output against Louisiana marked the first time Auburn has scored 100 points in a game since a 105-56 win over Grambling State on Nov. 29, 2003, a span of 340 games.

The 100-point game marked the 53rd time in Auburn history that it has topped the 100-point mark while it was the 99th time a team led by Bruce Pearl scored 100 points.

**20-point scorers**

Auburn had three different players top the 20-point mark in its 105-80 win over Louisiana in KT Harrell (24 points), Tahj Shamsid-Deen

(21) and Cinmeon Bowers (20). The last time Auburn had three players score at least 20 points in the same game was Nov. 26, 2002, when Marquis Daniels (27 points), Marco Killingsworth (24) and Derrick Bird (23) all did it in a 100-71 win over Georgia State.

**Career-high nights**

Auburn received career-high point tallies from Tahj Shamsid-Deen (21) Cinmeon Bowers (20), Jordon Granger (14) and Malcolm Canada (10) in the 105-80 win over Louisiana. Canada also had a career-best six assists (against one turnover) in the win while Shamsid-Deen tied his career-best by hitting five 3-pointers (four in the second half) after entering the game 0-for-6 from deep.

**Harrell SEC Player of the Week**

KT Harrell was named SEC Player of the Week on Dec. 22 after averaging 19 points, five rebounds, 1.5 assists and one steal in wins over Winthrop and Xavier. He led Auburn with 24 points, seven rebounds and two assists in a double overtime win against the Musketeers. He made seven of his 12 shots in the second half. His 3-pointer with 2:24 left in regulation to completed Auburn's comeback from a 13-point second half deficit. The Xavier game marked his sixth 20-point effort of the season. He surpassed the 1,000 career point milestone in a 14-point outing against Winthrop.

**Bowers named SEC Player of the Week**

Cinmeon Bowers was named the SEC Player of the Week on Nov. 17 following his 18-point, 17-rebound performance in the opener against Milwaukee.

**Harrell named preseason All-SEC**

KT Harrell was named to the coaches' preseason All-SEC second team in a vote by the league's 14 head coaches.

A senior guard from Montgomery, Ala., Harrell is the top returning scorer in the SEC after averaging 18.3 points per game during the 2013-14 season. Last year he scored in double figures in 29 out of 30 games, including each of the first 21, to finish sixth in the league in scoring. He shot 43.3 percent from the floor, 35.9 percent from 3-point range and 87.0 percent from the free throw line. In SEC games, Harrell scored 17.9 points per game.

Harrell is the first Auburn player to be voted to the coaches' preseason All-SEC team since DeWayne Reed in 2009-10.

**Atewe out**

Matthew Atewe, a 6-foot-8 center, has missed



the entire season thus far after injuring the same left leg he had a steel rod inserted into during off-season surgery. The Brampton, Ontario, Canada, native re-injured the leg during the second half of Auburn's exhibition win over West Alabama.

No timetable has been set for Atewe's return.

Playing with a short deck - Part I

Auburn's roster features six returning letter winners in sophomore center Matthew Atewe, senior guard Malcolm Canada, senior guard KT Harrell, junior forward Jordon Granger, sophomore guard Tahj Shamsid-Deen and sophomore forward Alex Thompson.

With the injury to Atewe, that reduces the number of scholarship returnees to just five for Bruce Pearl's first Auburn team.

Across the country, there are just 43 teams that return five-or-fewer letter winners. In the Power Five conferences, there are just seven teams: Auburn (5), LSU (5), Miami (2), Missouri (4), Oregon (3), Tennessee (4) and Vanderbilt (5).

Playing with a short deck - Part II

Auburn's scholarship players have an average height of 6.5 inches and there is just one player taller than 6-foot-9 on the roster (Trayvon Reed, 7-foot-2).

Top Scorers

Auburn will have two of the nation's top scorers from a year ago on the floor this season. Graduate student Antoine Mason transferred from Niagara for his final season after averaging 25.6 points per game last year, which was second nationally only to Doug McDermott of Creighton (26.9 ppg).

Additionally, senior KT Harrell is the SEC's top returning scorer after finishing sixth in the league last season at 18.3 points per game, which was 80th nationally.

All-conference players

During his 19-year head coaching career, Bruce Pearl has had at least one player selected First Team All-Conference in every season.

Pearl loves playing at home

Bruce Pearl has led his teams to an incredible 276-32 (.896) home record during his 20-year coaching career. Auburn is 50-31 (.617) at home in Auburn Arena, 8-1 (.889) under Pearl.

Spreading out the minutes

During his six-year tenure as head coach of

Tennessee, Bruce Pearl had a total of 28 players average over 10 minutes per game on 55 occasions. During the Volunteers' run to the Elite Eight in 2009-10, 12 players averaged 10-plus minutes per game.

Through 16 games this season, Auburn has 10 players averaging double-figures in minutes and seven that have averaged over 20 minutes.

46 percent of scoring returns

Despite having lost three of its starters from last year's team, Auburn returns 46 percent of its scoring from the 2013-14 squad with senior guard KT Harrell (18.3 ppg) and sophomore guard Tahj Shamsid-Deen (9.5 ppg) accounting for 39 percent of the team's scoring last year.

Preseason Predictions

Auburn was picked to finish eighth in the 14-team SEC by the media at SEC Tipoff '15.

- 1. Kentucky (20) .....280
2. Florida .....258
3. Arkansas .....226
4. LSU .....223
5. Georgia .....204
6. Ole Miss .....168
7. Missouri .....123
8. Auburn .....113
9. Texas A&M .....111
10. Alabama .....109
11. Vanderbilt .....89
12. South Carolina .....86
13. Tennessee .....75
14. Mississippi State .....35

Late Night with Bruce Pearl

Auburn will play all but one of its games on television this year, which means a lot of late starts. Of Auburn's 31 scheduled games, 18 of them start at 7:30 p.m. CT or later, 15 start at 8 p.m. CT or later and three tip at 9 p.m. CT or later.

Arena sellouts

In the four-year history of Auburn Arena, the facility has reached its max capacity of 9,121 fans five times, the last time coming Jan. 19, 2013 against Kentucky.

Top 10 Auburn Arena crowds

Table with 5 columns: Date, Opponent, Att., W/L, Score. Rows include games against Kentucky, Mississippi St., Alabama, UNC Asheville, and Florida.

1/10/15 Missouri 8,365 W 85-79

Non-conference crowds

Auburn's game against North Alabama drew 8,169 fans to Auburn Arena, which was the second-largest crowd to watch a non-conference game in the Arena. The only non-conference game to draw a larger crowd was the 9,121 fans that saw the first-ever game in the Arena on Nov. 12, 2010, against UNC Asheville.

Auburn averaged 7,468 fans during the non-conference season, which was larger than any year-end average in arena history.

Bruce Pearl undergoes successful surgery

Bruce Pearl underwent successful back surgery on Tuesday morning, Nov. 4. The surgery was performed by Dr. Colby Maher of the Andrews Institute in Pensacola, Fla. He was back on the sidelines for Auburn's exhibition game against West Alabama three days later.

Season tickets sold out

Auburn has sold out of men's basketball season tickets for the first time in Auburn Arena history. Individual game tickets and standing room only tickets are still available.



QUOTING THE TIGERS

**Press Conference • January 16, 2015**

**Head Coach Bruce Pearl**

*Opening statement...*

"I am disappointed that we lost to Florida at Florida. They have not lost at home in a while. We have got to start better. I am glad we got it within 10 with five or six minutes to go, but we could not get stops and the inconsistencies probably, offensively, is the biggest challenge. Florida's quickness was evident on the perimeter and our guards struggled to stay in front of them and not having good rotation on the backside and rim protectors and guys who do not want to take charges was the difference for us defensively."

*On the quick turnaround...*

"You always want to try to learn from what you are doing. I did not think we shared the ball particularly well in the first half. I do not think we recognized the advantage we had inside until it was too late. We let them reverse the floor in the side-ball screen. Pretty much everything we try to do we could not do. There was not much we wanted to do that we were able to do."

"We have to put it behind us and focus on the next opponent. The reason for focusing on the next opponent is it is all going to be about matchups. Every night is going to be about matchups. South Carolina will probably look at that and see what Florida does and have some of that stuff in their offense and maybe look to go to that stuff a little harder. I think the other thing that happens to you is that while teams try to focus on getting better throughout the season, the other thing that becomes painfully clear is that the scouting report is out on you. The book is out. What I am trying to do to get our guys looks, shots and spots, advantage and disadvantage, I am doing because it is the best thing we can possibly do to score. Putting our personnel in the best possible positions. Take that away and then the question is do our players have that counter. Do I have that counter? We were not able to do that with Florida last night."

"You cannot worry about that. That is the way the schedule works. We travelled in late last night. They are going to travel in today. Their preparation will be a lot longer. We are pretty good about getting our guys ready. I worked last Sunday on South Carolina. It is a much different team. Their guards are big, physical and athletic. They rebound 35 percent of their misses, one of the better offensive rebounding teams in the league. They do a great job of getting the ball inside and posting up. They have a post-up game and Florida does not. Foul trouble for Cinmeon Bowers is going to be an issue. I know they are going to go at him right away and we have to do things where we can guard him and not have him get into foul trouble. They do a great job of posting up their big guys on angles, so ball pressure and back side help are going to be factors."

*On the Cinmeon Bowers-Carrera matchup...*

"They have got Henry and they have a couple of foreign kids. Carrera is terrific. What a beast, what a high energy guy. But he is their fourth inside guy. Cinmeon is our inside guy. The challenge is Cinmeon Bowers has to worry about him, but he has got to worry about three other guys too. Our front line played pretty well last night. We are probably going to have to go bigger against those guys because of how big and physical they are."

*On the importance of playing South Carolina at home...*

"All the home games are going to be important. Obviously we play better at home. We have demonstrated that. We have talked about being post-season eligible. We are only two games above .500. There is no margin for error. Where and when can you get one on the road if you slip up at home? There is more pressure to win when you are at home, but what I have to get our guys to focus on is what does South Carolina do to score. What do we have to do stop them? What do they do defensively? What do we have to do to score? That is all I can control. The more I focus on those things, the better chance we have to be able to win."

"You can see it in KT Harrell. He is such a team player and cares about the program and has had great hopes and expectations for this season to perhaps do something that we have not been able to do in the past. So he is disappointed. I am disappointed. But I am also realistic enough to know who we are, where we are, what we are going up against and understand that there is not a lot of margin. We are going to get down to South Carolina at home. We just are. Their program is two or three years down the road from where we are right now. Can we get them? Sure we can. But we cannot be effected by either the pressure of trying to win at home or those other factors because it bothers some of us more than it should."

**Guard Antoine Mason**

*On not using Cinmeon Bowers in the first half against Florida...*

"Florida made it difficult to get to him. I know a couple of possessions they fronted him and they had help in the back so it was difficult to get the ball to him."

*On the progression of his game...*

"I think I have learned how to play off the ball and just picking my spots and working better with my teammates."

*On if he is satisfied with where he is at...*

"I am never satisfied with myself. I always feel like I can do better and the team can do better. We just all have to pick it up together."

*On the quick turnaround...*

"It is basketball. You just have to play. I know it is not the NBA, but if you have a back-to-back, you just have to be prepared to play and try to win."

*On South Carolina...*

"I have watched a couple of games and coach told us they were very physical. It is going to be a challenge and we have to get up for it."

*On South Carolina ending Auburn's 2014 season...*

"Bruce Pearl acknowledged it that they sent us home last year in a disappointing way. They outworked us and manhandled us. A team that takes you out, you want revenge. You want to get back at them."



# 2014-15 AUBURN BASKETBALL GAME NOTES

8 NCAA TOURNAMENTS:  
1984, 1985, 1986, 1987, 1988, 1999, 2000, 2003  
2 SEC CHAMPIONSHIPS:  
1960, 1999

### Top 25 Polls (Jan. 12)

Associated Press	USA Today Coaches
1. Kentucky (63)	1. Kentucky (31)
2. Virginia (2)	2. Virginia (1)
3. Gonzaga	3. Gonzaga
4. Duke	4. Duke
5. Villanova	5. Villanova
6. Louisville	6. Wisconsin
7. Wisconsin	7. Louisville
8. Utah	8. Utah
9. Kansas	9. Arizona
10. Arizona	10. Kansas
11. Iowa State	11. Maryland
12. Notre Dame	12. Notre Dame
13. Wichita State	13. Iowa State
14. Maryland	14. Wichita State
15. North Carolina	15. West Virginia
16. West Virginia	16. North Carolina
17. VCU	17. VCU
18. Oklahoma	18. Oklahoma
19. Arkansas	19. Arkansas
20. Texas	20. Texas
21. Seton Hall	21. Seton Hall
22. Baylor	22. Northern Iowa
23. Northern Iowa	23. Baylor
24. Oklahoma State	24. Oklahoma State
25. Wyoming	25. Ohio State

**Others receiving votes:** Ohio State, Michigan St, Dayton, Providence, Indiana, LSU, St. John's, Georgetown, Alabama, NC State, Syracuse, Green Bay, TCU, San Diego St, Butler, Oregon, SMU, Davidson, Hofstra, Colorado St, Old Dominion

**Others receiving votes:** Michigan St, Wyoming, Indiana, St. John's, Dayton, Colorado St, Georgetown, Providence, Old Dominion, Stanford, Alabama, San Diego St, LSU, Syracuse, SMU, NC State, Saint Mary's, Rhode Island, Ole Miss

Date	Auburn in the polls		
	AP	Coaches	NCAA RPI
Preseason	--	--	--
Nov. 10	--	--	--
Nov. 17	--	--	--
Nov. 24	--	--	--
Dec. 1	--	--	--
Dec. 8	--	--	178
Dec. 15	--	--	166
Dec. 22	--	--	147
Dec. 29	--	--	152
Jan. 5	--	--	120
Jan. 12	--	--	104

### This week in the SEC

Team	SEC (Pct.)	Overall (Pct.)
Florida	3-0 (1.000)	10-6 (.625)
Kentucky	3-0 (1.000)	16-0 (1.000)
Alabama	2-1 (.667)	12-4 (.750)
Arkansas	2-1 (.667)	13-3 (.813)
LSU	2-1 (.667)	13-3 (.813)
Tennessee	2-1 (.667)	10-5 (.667)
<b>Auburn</b>	<b>1-2 (.333)</b>	<b>9-7 (.563)</b>
Georgia	1-2 (.333)	10-5 (.667)
Ole Miss	1-2 (.333)	10-6 (.625)
Missouri	1-2 (.333)	7-9 (.438)
South Carolina	1-2 (.333)	10-5 (.667)
Texas A&M	1-2 (.333)	10-5 (.667)
Vanderbilt	1-2 (.333)	11-5 (.688)
Mississippi St.	0-3 (.000)	7-9 (.438)

### Upcoming Schedule

January 17 (Saturday)		
*Texas A&M at LSU (ESPN2)		11 am
*Florida at Georgia (CBS Sports)		1 pm
*Kentucky at Alabama (ESPN/2)		3 pm
*Vanderbilt at Mississippi State (FSN)		3 pm
*Tennessee at Missouri (SEC Network)		5 pm
*S. Carolina at Auburn (SEC Network)		7:30 pm
*Ole Miss at Arkansas (ESPNU)		8:30 pm

January 20 (Tuesday)		
*LSU at Florida (ESPN)		6 pm
*Ole Miss at Georgia (SEC Network)		6 pm
*Tennessee at South Carolina (ESPNU)		8 pm
*Vanderbilt at Kentucky (SEC Network)		8 pm

January 21 (Wednesday)		
*Missouri at Texas A&M (SEC Network)		6 pm
*Mississippi St at Auburn (SEC Network)		8 pm

January 22 (Thursday)		
*Alabama at Arkansas (ESPN2)		6 pm

all times central

### Auburn in the SEC & NCAA stats (Jan. 10)

Category	Team	Rank [NCAA]
Scoring	67.5	11th
Scoring Defense	67.4	11th
Scoring Margin	+0.1	13th
Free Throw %	.631	14th
Field Goal %	.413	14th
Field Goal % Def.	.444	14th
3-Pt. FG %	.327	11th
3-Pt. FG % Def.	.309	5th [73rd]
Rebounding Off.	33.2	14th
Rebounding Def.	36.6	t-13th
Rebounding Margin	-3.4	14th
Blocked Shots	2.6	14th
Assists	11.4	11th
Steals	7.9	4th [46th]
Turnover Margin	+2.1	7th [60th]
Assist/TO Ratio	0.8	12th
Offensive Rebs.	10.9	11th
Defensive Rebs.	22.3	13th
Def. Reb. Pct.	.669	12th
Off. Reb. Pct.	.299	14th
3-Pt. FG Made	6.8	3rd
FT Attempts	390	[58th]
Total Steals	127	[64th]

### PLAYER ..... Indiv. .... Rank [NCAA]

Scoring	KT Harrell	16.4	3rd
	Cinmeon Bowers	13.5	14th
Rebounding	Cinmeon Bowers	11.3	1st [6th]
Field Goal Pct.	KT Harrell	.450	8th
	Cinmeon Bowers	.438	9th
Steals	K.C. Ross-Miller	2.3	2nd [21st]
3-Point FG Pct.	KT Harrell	.433	2nd [30th]
3-Point FG Made	KT Harrell	2.6	1st [74th]
Total 3-Point FG Made	KT Harrell	42	[75th]
Offensive Rebounds	Cinmeon Bowers	3.9	1st [10th]
Defensive Rebounds	Cinmeon Bowers	7.4	2nd [9th]
Minutes Played	KT Harrell	32.2	9th
Total Free Throw Attempts	Cinmeon Bowers	109	[40th]
Total Rebounds	Cinmeon Bowers	181	[6th]
Total Steals	K.C. Ross-Miller	36	[36th]
Double-Doubles	Cinmeon Bowers	10	[7th]

[Top 100 only listed for NCAA stats]



**NUMERICAL ROSTER**

No.	Name	Pos.	Cl.	Ht.	Wt.	Exp.	Hometown (Previous School)	Twitter Handle
00	Malcolm Canada	G	SR	6-3	225	1L	Austin, Texas (Ellsworth CC)	
1	KT Harrell	G	SR	6-4	212	1L	Montgomery, Ala. (Virginia)	@KtHarrell1
3	Patrick Keim	G	FR	6-2	186	HS	Birmingham, Ala. (Mountain Brook)	@patch_k2
4	Trayvon Reed	C	FR	7-2	230	HS	Mobile, Ala. (Life Center Academy)	@TrayvonReed5
5	Cinmeon Bowers	F	JR	6-7	278	JC	Racine, Wis. (Chipola College)	@CinmeonBowers5
10	Kareem Cauty	G	SO	6-0	183	TR	Harlem, N.Y. (Marshall)	@KCANTY1
12	K.C. Ross-Miller	G	GS	6-0	178	TR	Grand Prairie, Texas (New Mexico State)	@KCRossMiller12
13	Tahj Shamsid-Deen	G	SO	5-9	170	1L	Decatur, Ga. (Columbia)	@shimmy13_
14	Antoine Mason	G	GS	6-1	216	TR	Queens, N.Y. (Niagara)	@Antoine_Mason
20	Alex Thompson	F	SO	6-9	210	1L	Dothan, Ala. (Houston Academy)	@Athomp20
22	C.J. Holmes	G	JR	6-1	192	1L	Washington, D.C. (IMG Academy)	@_ceejay22au
23	TJ Lang	G	FR	6-7	193	HS	Mobile, Ala. (McGill Toolen)	@HWGNF
24	Jack Purchase	F	FR	6-8	198	HS	Melbourne, Australia (Carey Grammer)	@jackpurchase6
25	Jordon Granger	F	JR	6-8	210	2L	St. Louis, Mo. (McCluer North)	
31	Devin Waddell	G/F	JR	6-5	221	1L	Summerfield, N.C. (Hargrave Military Academy)	@BOP_BOP7
41	Matthew Atewe	C	SO	6-8	230	1L	Brampton, Ont., Canada (Notre Dame Prep)	@MatthewAtewe41
42	Cole Stockton	G	JR	6-5	195	TR	Auburn, Ala. (Shelton State)	

**COACHES & STAFF**

Bruce Pearl	Head Coach	(Boston College '82 / 1st Year at Auburn)	@coachbrucepearl
Harris Adler	Assistant Coach	(Philadelphia College of Pharmacy & Science '98)	@harrisadler
Tony Jones	Assistant Coach	(Concordia (Mich.) '93)	@TJonesLive
Chuck Person	Assistant Coach		
Todd Golden	Dir. of Basketball Operations	(St. Mary's '07)	@CoachToddGolden
Jordan VerHulst	Video Coordinator	(Grand Valley State '08)	@jordanverhulst
Chad Prewett	Special Assistant to the Head Coach	(Troy State '94)	@coach_prewettAU
Jermile Brooks	Athletic Trainer	(Col. of Charleston '01)	
Damon Davis	Strength & Conditioning Coach	(Western Illinois '03)	@CoachD_AU
Steven Pearl	Asst. Strength & Conditioning Coach	(Tennessee '10)	@StevenPearl22

2014-15 Team Managers: Michael Banks, Ryan Brown, Aaron Christian, Harrison Evola, Jesufarahanmi (Far) Fadamiro, Braden Ladner, Jeremy Manning, Matt McCormack, Thomas Nortchutt, Brooks Ohman, Eric Schwob, Reed Watson, Bianca Webb

**PRONUNCIATION GUIDE**

Matthew Atewe	Atta-way
Cinmeon Bowers	sim-me-ON
Jordon Granger	Jore-DON Grain-jer
KT Harrell	Huh-RELL
Patrick Keim	Kime
Antoine Mason	An-twaan
Tahj Shamsid-Deen	Sham-sid-Deen
Jermile Brooks	Jer-mell



# 2014-15 AUBURN BASKETBALL GAME NOTES

8 NCAA TOURNAMENTS:  
1984, 1985, 1986, 1987, 1988, 1999, 2000, 2003  
2 SEC CHAMPIONSHIPS:  
1960, 1999



**#00 Malcolm Canada**  
Sr. • Guard  
6-3 • 225  
Austin, Texas



**#1 KT Harrell**  
Sr. • Guard  
6-4 • 212  
Montgomery, Ala.



**#3 Patrick Keim**  
Fr. • Guard  
6-2 • 186  
Birmingham, Ala.



**#4 Trayvon Reed**  
Fr. • Center  
7-2 • 230  
Mobile, Ala.



**#5 Cinmeon Bowers**  
Jr. • Forward  
6-7 • 278  
Racine, Wis.



**#12 K.C. Ross-Miller**  
GS • Guard  
6-0 • 178  
Grand Prairie, Texas



**#13 Tahj Shamsid-Deen**  
So. • Guard  
5-9 • 170  
Decatur, Ga.



**#14 Antoine Mason**  
GS • Guard  
6-1 • 216  
Queens, N.Y.



**#20 Alex Thompson**  
So. • Forward  
6-9 • 210  
Dothan, Ala.



**#22 C.J. Holmes**  
Jr. • Guard  
6-1 • 192  
Washington, D.C.



**#23 TJ Lang**  
Fr. • Guard  
6-7 • 193  
Mobile, Ala.



**#24 Jack Purchase**  
Fr. • Forward  
6-8 • 198  
Melbourne, Australia



**#25 Jordan Granger**  
Jr. • Forward  
6-8 • 210  
St. Louis, Mo.



**#31 Devin Waddell**  
Jr. • Guard/Forward  
6-5 • 221  
Summerfield, N.C.



**#41 Matthew Atewe**  
So. • Center  
6-8 • 230  
Ontario, Canada



**#42 Cole Stockton**  
JR. • Guard  
6-5 • 195  
Auburn, Ala.



**Bruce Pearl**  
Head Coach  
First Year at Auburn  
20th Year Overall



**Harris Adler**  
Assistant Coach



**Tony Jones**  
Assistant Coach



**Chuck Person**  
Assistant Coach

**8 NCAA TOURNAMENTS:**

**1984, 1985, 1986, 1987, 1988, 1999, 2000, 2003**

**2 SEC CHAMPIONSHIPS:**

**1960, 1999**

**2014-15 AUBURN BASKETBALL GAME NOTES**



**SEASON / CAREER HIGHS**

**#00 MALCOLM CANADA**

PTS.....	15 (Xavier 12/20/14)	15 (Xavier 12/20/14)
REBS.....	6 (North Alabama 1/3/15)	6 (North Alabama 1/3/15)
FG.....	5 (Xavier 12/20/14)	5 (Xavier 12/20/14)
FG ATT.....	9 (Xavier 12/20/14)	9 (Xavier 12/20/14)
3PT FG.....	2 (vs. Oregon State 11/26/14)	2 (vs. Oregon State 11/26/14)
3PT FG ATT.....	3 (North Alabama 1/3/15)	3 (North Alabama 1/3/15)
FT.....	5 (2x, Missouri 1/10/15)	6 (2x, Miss. St. 2/15/14)
FT ATT.....	6 (2x, Missouri 1/10/15)	8 (Nichols 11/8/13)
ASSISTS.....	6 (Louisiana 11/21/14)	6 (Louisiana 11/21/14)
STEALS.....	3 (2x, North Alabama 1/3/15)	3 (3x, North Alabama 1/3/15)
BLKS.....	1 (4x, at Vanderbilt 1/6/15)	1 (6x, at Vanderbilt 1/6/15)
MINS.....	37 (Xavier 12/20/14)	37 (Xavier 12/20/14)

**#1 KT HARRELL**

PTS.....	25 (2x, North Alabama 1/3/15)	29 (Boston College 12/22/13)
REBS.....	7 (2x, MTSU 12/29/14)	11 (Alabama 1/30/14)
FG.....	10 (2x, Xavier 12/20/14)	10 (3x, Xavier 12/20/14)
FG ATT.....	20 (Xavier 12/20/14)	20 (2x, Xavier 12/20/14)
3PT FG.....	7 (Coastal Carolina 12/5/14)	7 (Coastal Carolina 12/5/14)
3PT FG ATT.....	11 (at Colorado 11/17/14)	11 (at Colorado 11/17/14)
FT.....	8 (Milwaukee 11/14/14)	13 (Mississippi St. 2/15/14)
FT ATT.....	9 (Milwaukee 11/14/14)	14 (Mississippi St. 2/15/14)
ASSISTS.....	3 (2x, North Alabama 1/3/15)	6 (at S. Carolina 2/5/14)
STEALS.....	3 (Milwaukee 11/14/14)	3 (3x, Milwaukee 11/14/14)
BLKS.....	1 (Texas Southern 12/23/14)	1 (7x, Texas Southern 12/23/14)
MINS.....	44 (Xavier 12/20/14)	44 (Xavier 12/20/14)

**#4 TRAYVON REED**

PTS.....	4 (2x, MTSU 12/29/14)	4 (2x, MTSU 12/29/14)
REBS.....	8 (Winthrop 12/17/14)	8 (Winthrop 12/17/14)
FG.....	1 (6x, Missouri 1/10/15)	1 (6x, Missouri 1/10/15)
FG ATT.....	4 (Winthrop 12/17/14)	4 (Winthrop 12/17/14)
3PT FG.....		
3PT FG ATT.....		
FT.....	2 (2x, MTSU 12/29/14)	2 (2x, MTSU 12/29/14)
FT ATT.....	4 (2x, MTSU 12/29/14)	4 (2x, MTSU 12/29/14)
ASSISTS.....	1 (2x, Texas Southern 12/23/14)	1 (2x, Texas Southern 12/23/14)
STEALS.....	1 (at Florida 1/15/15)	1 (at Florida 1/15/15)
BLKS.....	5 (Xavier 12/20/14)	5 (Xavier 12/20/14)
MINS.....	25 (Xavier 12/20/14)	25 (Xavier 12/20/14)

**#5 CINMEON BOWERS**

PTS.....	20 (3x, Missouri 1/10/15)	20 (3x, Missouri 1/10/15)
REBS.....	17 (2x, Winthrop 12/17/14)	17 (2x, Winthrop 12/17/14)
FG.....	8 (3x, North Alabama 1/3/15)	8 (3x, North Alabama 1/3/15)
FG ATT.....	15 (2x, at Clemson 12/14/14)	15 (2x, at Clemson 12/14/14)
3PT FG.....	1 (2x, Missouri 1/10/15)	1 (2x, Missouri 1/10/15)
3PT FG ATT.....	2 (2x, at Florida 1/15/15)	2 (2x, at Florida 1/15/15)
FT.....	11 (Missouri 1/10/15)	11 (Missouri 1/10/15)
FT ATT.....	18 (Missouri 1/10/15)	18 (Missouri 1/10/15)
ASSISTS.....	4 (at Florida 1/15/15)	4 (at Florida 1/15/15)
STEALS.....	3 (3x, Missouri 1/10/15)	3 (3x, Missouri 1/10/15)
BLKS.....	3 (2x, North Alabama 1/3/15)	3 (2x, North Alabama 1/3/15)
MINS.....	32 (6x, at Florida 1/15/15)	32 (6x, at Florida 1/15/15)

**#12 K.C. ROSS-MILLER**

PTS.....	13 (2x, Missouri 1/10/15)	26 (at UTEP 11/23/13)
REBS.....	4 (2x, Coastal Carolina 12/5/14)	8 (Concordia-Selma 2/17/11)
FG.....	5 (at Colorado 11/17/14)	6 (at UTEP 11/23/13)
FG ATT.....	14 (at Colorado 11/17/14)	14 (at Colorado 11/17/14)
3PT FG.....	2 (Missouri 1/10/15)	3 (2x, at Idaho 1/11/14)
3PT FG ATT.....	7 (Coastal Carolina 12/5/14)	7 (Coastal Carolina 12/5/14)
FT.....	7 (vs. Oregon State 11/26/14)	11 (at UTEP 11/23/13)
FT ATT.....	8 (vs. Oregon State 11/26/14)	14 (2x, at UTEP 11/23/13)
ASSISTS.....	6 (North Alabama 1/3/15)	10 (S. Alabama 12/28/13)
STEALS.....	5 (2x, MTSU 12/29/14)	5 (2x, MTSU 12/29/14)
BLKS.....	1 (Missouri 1/10/15)	1 (3x, Missouri 1/10/15)
MINS.....	32 (vs. Oregon State 11/26/14)	37 (2x, at New Mexico 12/17/13)

**#13 TAHJ SHAMSID-DEEN**

PTS.....	21 (Louisiana 11/21/14)	21 (Louisiana 11/21/14)
REBS.....	4 (Xavier 12/20/14)	6 (Kentucky 2/12/14)
FG.....	7 (Louisiana 11/21/14)	7 (Louisiana 11/21/14)
FG ATT.....	16 (Louisiana 11/21/14)	16 (Louisiana 11/21/14)
3PT FG.....	5 (Louisiana 11/21/14)	5 (3x, Louisiana 11/21/14)
3PT FG ATT.....	10 (Louisiana 11/21/14)	10 (Louisiana 11/21/14)
FT.....	4 (vs. Oregon State 11/26/14)	6 (at Mississippi St. 1/22/14)
FT ATT.....	6 (vs. Oregon State 11/26/14)	7 (at Mississippi St. 1/22/14)
ASSISTS.....	5 (Coastal Carolina 12/5/14)	8 (Ark.-Pine Bluff 12/30/13)
STEALS.....	2 (3x, at Vanderbilt 1/6/15)	3 (Ark.-Pine Bluff 12/30/13)
BLKS.....		1 (2x, Ark.-Pine Bluff 12/30/13)
MINS.....	34 (vs. Oregon State 11/26/14)	38 (at Arkansas 1/25/14)

**#14 ANTOINE MASON**

PTS.....	19 (2x, MTSU 12/29/14)	39 (Brown 12/29/13)
REBS.....	4 (2x, North Alabama 1/3/15)	12 (Rider 2/5/12)
FG.....	6 (North Alabama 1/3/15)	13 (3x, Marist 3/6/14)
FG ATT.....	14 (2x, at Vanderbilt 1/6/15)	28 (Iona 1/31/13)
3PT FG.....	3 (2x, MTSU 12/29/14)	4 (2x, at Canisius 1/23/14)
3PT FG ATT.....	6 (Texas Southern 12/23/14)	11 (Iona 1/31/13)
FT.....	8 (Milwaukee 11/14/14)	15 (at Seton Hall 11/9/13)
FT ATT.....	13 (Milwaukee 11/14/14)	20 (at Seton Hall 11/9/13)
ASSISTS.....	3 (MTSU 12/29/14)	7 (Fairfield 12/2/11)
STEALS.....	2 (2x, MTSU 12/29/14)	6 (Brown 12/29/13)
BLKS.....		1 (multiple times)
MINS.....	32 (4x, North Alabama 1/3/15)	47 (Loyola 2/2/13)

**#20 ALEX THOMPSON**

PTS.....	8 (Winthrop 12/17/14)	8 (2x, Winthrop 12/17/14)
REBS.....	6 (Winthrop 12/17/14)	6 (Winthrop 12/17/14)
FG.....	3 (North Alabama 1/3/15)	3 (2x, North Alabama 1/3/15)
FG ATT.....	9 (Winthrop 12/17/14)	9 (Winthrop 12/17/14)
3PT FG.....	1 (2x, North Alabama 1/3/15)	2 (Missouri 1/11/14)
3PT FG ATT.....	3 (2x, North Alabama 1/3/15)	3 (3x, North Alabama 1/3/15)
FT.....	3 (2x, at Florida 1/15/15)	3 (2x, at Florida 1/15/15)
FT ATT.....	4 (2x, MTSU 12/29/14)	4 (2x, MTSU 12/29/14)
ASSISTS.....	2 (North Alabama 1/3/15)	2 (2x, North Alabama 1/3/15)
STEALS.....	1 (3x, MTSU 12/29/14)	3 (at South Carolina 2/5/14)
BLKS.....	1 (2x, at Florida 1/15/15)	1 (3x, at Florida 1/15/15)
MINS.....	20 (North Alabama 1/3/15)	22 (Missouri 1/11/14)

**#23 TJ LANG**

PTS.....	5 (at Texas Tech 12/3/14)	5 (at Texas Tech 12/3/14)
REBS.....	3 (North Alabama 1/3/15)	3 (North Alabama 1/3/15)
FG.....	2 (at Texas Tech 12/3/14)	2 (at Texas Tech 12/3/14)
FG ATT.....	4 (at Texas Tech 12/3/14)	4 (at Texas Tech 12/3/14)
3PT FG.....	1 (4x, at Texas Tech 12/3/14)	1 (4x, at Texas Tech 12/3/14)
3PT FG ATT.....	2 (3x, at Texas Tech 12/3/14)	2 (3x, at Texas Tech 12/3/14)
FT.....	3 (at Colorado 11/17/14)	3 (at Colorado 11/17/14)
FT ATT.....	5 (at Colorado 11/17/14)	5 (at Colorado 11/17/14)
ASSISTS.....	2 (North Alabama 1/3/15)	2 (North Alabama 1/3/15)
STEALS.....		
BLKS.....		
MINS.....	18 (at Colorado 11/17/14)	18 (at Colorado 11/17/14)

**#24 JACK PURCHASE**

PTS.....	3 (3x, vs. Oregon State 11/26/14)	3 (3x, vs. Oregon State 11/26/14)
REBS.....	2 (2x, at Texas Tech 12/3/14)	2 (2x, at Texas Tech 12/3/14)
FG.....	1 (3x, vs. Oregon State 11/26/14)	1 (3x, vs. Oregon State 11/26/14)
FG ATT.....	5 (at Colorado 11/17/14)	5 (at Colorado 11/17/14)
3PT FG.....	1 (3x, vs. Oregon State 11/26/14)	1 (3x, vs. Oregon State 11/26/14)
3PT FG ATT.....	5 (at Colorado 11/17/14)	5 (at Colorado 11/17/14)
FT.....		
FT ATT.....		
ASSISTS.....	2 (Louisiana 11/21/14)	2 (Louisiana 11/21/14)
STEALS.....	1 (at Colorado 11/17/14)	1 (at Colorado 11/17/14)
BLKS.....		
MINS.....	19 (vs. Tulsa 11/24/14)	19 (vs. Tulsa 11/24/14)

**#25 JORDON GRANGER**

PTS.....	14 (Louisiana 11/21/14)	14 (Louisiana 11/21/14)
REBS.....	7 (Coastal Carolina 12/5/14)	7 (2x, Coastal Carolina 12/5/14)
FG.....	4 (Coastal Carolina 12/5/14)	4 (Coastal Carolina 12/5/14)
FG ATT.....	7 (Coastal Carolina 12/5/14)	7 (Coastal Carolina 12/5/14)
3PT FG.....	2 (5x, Missouri 1/10/15)	2 (5x, Missouri 1/10/15)
3PT FG ATT.....	4 (Winthrop 12/17/14)	4 (Winthrop 12/17/14)
FT.....	2 (2x, at Florida 1/15/15)	4 (at Missouri 2/2/13)
FT ATT.....	3 (2x, Winthrop 12/17/14)	4 (2x, at Missouri 2/2/13)
ASSISTS.....	2 (4x, Winthrop 12/17/14)	2 (4x, Winthrop 12/17/14)
STEALS.....	4 (at Vanderbilt 1/6/15)	4 (at Vanderbilt 1/6/15)
BLKS.....	2 (2x, at Vanderbilt 1/6/15)	2 (3x, at Vanderbilt 1/6/15)
MINS.....	32 (Coastal Carolina 12/5/14)	32 (Coastal Carolina 12/5/14)

**#31 DEVIN WADDELL**

PTS.....	3 (at Colorado 11/17/14)	3 (at Colorado 11/17/14)
REBS.....	3 (Coastal Carolina 12/5/14)	3 (Coastal Carolina 12/5/14)
FG.....	1 (2x, at Texas Tech 12/3/14)	1 (2x, at Texas Tech 12/3/14)
FG ATT.....	3 (at Clemson 12/14/14)	3 (at Clemson 12/14/14)
3PT FG.....	1 (at Colorado 11/17/14)	1 (at Colorado 11/17/14)
3PT FG ATT.....	1 (at Colorado 11/17/14)	1 (at Colorado 11/17/14)
FT.....	1 (Coastal Carolina 12/5/14)	1 (Coastal Carolina 12/5/14)
FT ATT.....	2 (Coastal Carolina 12/5/14)	2 (Coastal Carolina 12/5/14)
ASSISTS.....	1 (at Clemson 12/14/14)	1 (at Clemson 12/14/14)
STEALS.....		
BLKS.....	1 (at Colorado 11/17/14)	1 (at Colorado 11/17/14)
MINS.....	19 (at Texas Tech 12/3/14)	19 (at Texas Tech 12/3/14)



Bruce Pearl is a proven winner. In 19 seasons as a head coach he has never had a losing season. He has also guided his team to the NCAA Tournament 17 times. And when he's not winning basketball games, he's winning the hearts of a fan base badly wanting a winner.

In the month following Auburn's hiring of Pearl, deposits towards Auburn general public season tickets were up 258 percent over the previous season from the same point while donations towards scholarship ticket were up 560 percent in that same time period. All this for a man that has

a .700 (231-99) winning percentage at the Division I level and a .761 (462-145) winning percentage overall.

"Tremendous hire by Jay Jacobs," ESPN Basketball Insider Jeff Goodman said the day Pearl was hired. "He is a proven winner – and it's just a matter of time before he makes Auburn relevant nationally in basketball. He is one of those rare guys that can both coach and recruit – and get his guys to play hard on a consistent basis. This is the ultimate home run hire."

Heading into the 2014-15 season, Pearl is one of just 10 current head coaches at a Division I school with a minimum of 10 years of experience and no losing seasons. The top three on that list – Jim Boheim of Syracuse (38 years), Roy Williams of North Carolina (26) and Tom Izzo of Michigan State (19) – have all led their teams to National Championships, something else Pearl did as he led Southern Indiana to the NCAA Division II Championship game in back-to-back seasons, winning it all in 1995.

Pearl's impact on the Auburn community has been apparent since the day he was hired on March 18, 2014. A crowd in excess of 3,000 fans, half of which were students, showed up to Pearl's press conference in Auburn Arena, for which Pearl bought the students pizza. Ever since he has been visible throughout the Auburn campus, showing up on the concourse in a dunk tank as part of a fraternity fundraiser and returning two weeks later alongside football coach Gus Malzahn, women's basketball coach Terri Williams-Flournoy, baseball coach Sunny Golloway and university president Dr. Jay Gogue encouraging students to 'Crush Finals.' He also regularly eats meals amongst the students on campus, engaging himself unlike any other coach or staff member on Auburn's campus.

"Bruce Pearl is a great hire for Auburn," ESPN's Jay Bilas said. "He will bring an energy and enthusiasm to the program that will be contagious, and he's a truly outstanding coach. Pearl has the goods, and he can really sell them too."

Pearl's 19 years of coaching experience covers three stops. He began his head coaching career with a nine-year stay at Southern Indiana, taking the program to the tournament each season, going 231-46 (.834) from 1992-2001. From there he made the move to Wisconsin-Milwaukee, taking the Panthers to the NIT once and the NCAA Tournament twice, including a 2005 Sweet 16 appearance. After compiling an 86-38 (.694) record at UW-Milwaukee, Tennessee tabbed him as its leader in 2005 and he responded by taking the program to six straight NCAA Tournament appearances, two Sweet Sixteens (2007, 2008) and the 2010 Elite Eight, which was the most successful six-year run in Volunteers history.

During Pearl's stay at Tennessee, the Volunteers topped the 20-win mark five times and was the SEC's winningest program during his six seasons, winning the 2008 SEC regular season SEC Championship, the 2006, 2008 and 2009 SEC Eastern Division titles and earned the school's first-ever No. 1 national ranking. From 2006-11, Tennessee went 65-31 (.677) in league play, better than every team in the conference during that time period.

Pearl's preferred style of play, a high-scoring, pressure-type scheme, has proven to be very exciting and very successful throughout the years. His teams have led their

## Bruce Pearl

Head Coach

First Season at Auburn

20th Season Overall • 471-152 (.756)

conference in scoring 16 of the 19 years that he has been a head coach. His Tennessee squads were the SEC's scoring champion in four of his seasons on Rocky Top, averaging 77.4 points per game while allowing 70.5 ppg. At the Division I level, his teams have topped the 100-point mark 14 times, including a high of 124 in 2009 as well as 121 points in the 2007 NCAA Tournament. In his second year as coach at Southern Indiana the team averaged 101.7 ppg. Twice he has coached the league's leading scorer in UW-Milwaukee's Dylan Page in 2004 (20.9 ppg) and Tennessee's Chris Lofton in 2007 (20.8 ppg).

"(Pearl) has taken down a lot of high-flying teams as the coach at Tennessee," ESPN.com's Pat Forde wrote in March 2010. "Playing his Volunteers is hazardous to your ranking."

During Pearl's stay at Tennessee, he attracted outstanding players to Knoxville. Wayne Chism was Pearl's first marquee signee at Tennessee. The Volunteers went 104-38 during Chism's four-year career, and he walked off the court in 2010 as the school's all-time leader in games played and wins. Chism also appeared in more NCAA Tournament games and logged more wins in the "Big Dance" than any Vol in history.

But perhaps more important is the fact that Chism extended a trend that followed Pearl throughout his stay at Tennessee. Every player that played four years for Pearl at Tennessee earned their college degree.

Boasting a .700 winning percentage over 10 Division I seasons, Pearl has done it against some of the toughest schedules in America. Tennessee sought out non-conference matchups with the most prominent teams and players on the collegiate landscape. During his stay at Tennessee the Volunteers defeated Kevin Durant and Texas, Derrick Rose and Memphis, Greg Monroe and Georgetown, Matt Bouldin and Gonzaga, Sherron Collins and Luke Aldrich of Kansas and Ohio State with National Player of the Year Evan Turner. That's in addition to logging SEC wins against future NBA standouts such as Ronnie Brewer, Glen Davis, Joakim Noah, Rajon Rondo and John Wall.

Playing such a difficult schedule led to an average year-end RPI of 17 as well as three top-five seeds in the NCAA Tournament. Twice Tennessee landed in the top 10 in the final national rankings, with a high of No. 5 after logging a school-record 31 wins in 2007-08.

Tennessee's on-court success never came at the expense of academics. Tennessee had 31 SEC Academic Honor Roll selections under Pearl and nine members of the 2006-07 squad earned SEC Academic Honor Roll recognition.

"You can't serve unless you are called upon."

That has been an oft-quoted Pearl mantra throughout his time at Tennessee and has been carried over to his early days at Auburn. An ambassador for the university, Pearl's selfless community service work and generous stewardship made him one of the most influential public figures in the state of Tennessee. He was named "Knoxvillian of the Year" by Knoxville Metro Pulse in 2008 and also received the prestigious "Knoxville Award" in 2010. The UT basketball program also earned the UT Men's Community Outreach Team Award twice in his six seasons.

Pearl realized a lifelong dream in the summer of 2008 when his country called upon him to serve as head coach of Maccabi USA's open men's basketball team at the 18th World Maccabiah Games in Israel. He led the American squad to the gold medal for just the third time in 24 years, toppling favored Israel in the title game.



The Maccabiah gold marked Pearl's 16th championship during his head coaching career. In 19 seasons at the collegiate level, his teams have made a remarkable 17 NCAA Tournament appearances and racked up 26 NCAA Tournament wins. Only three times in 19 years has a Pearl-coached team not led its conference in scoring, and his squads have finished either first or second in their respective leagues an astounding 14 times.

Pearl has garnered six National Coach of the Year awards, and his teams have set school records for wins at three different universities (29 at Southern Indiana in 1995, 26 at UW-Milwaukee in 2005 and 31 at Tennessee in 2008). His teams have also won at least 10 games in league play in nine out of his 10 seasons as a Division I head coach.

His NCAA Tournament resume is equally as impressive – as he is one of only seven active head coaches who has led his teams to 10 NCAA Sweet Sixteen appearances. From 2007-2010, Tennessee stood alongside Kansas, Memphis, Michigan State, UNC and Xavier as the only programs in America to reach the Sweet 16 three times.

While Pearl often exults that “it’s all about the players,” some of his most successful pupils direct the praise Pearl’s way.

“When BP first got (to Tennessee), I was just a shooter,” three-time All-America Chris Lofton said. “But by the time I left, he and his staff had made me into a scorer.”

Current Indiana Pacers guard C.J. Watson is one of more than a dozen players Pearl and his staff have developed in NBA contributors.

“Coach Pearl gets all the credit for my success because he turned me into the player I’ve become,” Watson said. “He was the one who got me to attack the basket and allowed me to play more aggressive.”

During the Pearl era, Tennessee played more than 70 games on national television, and a Volunteer appeared on the cover of Sports Illustrated four times. In addition, Tennessee was featured in an ESPN College GameDay matchup four straight seasons.

“Pearl has done a magnificent job of building confidence and belief in his players – and of selling his program to those closest to it – his own students and fans,” Bilas said.

Pearl’s coaching career began at his alma mater, Boston College, as a student assistant coach to the legendary Dr. Tom Davis. After 14 seasons seated to the right of Davis, the 32-year-old Pearl embarked on his own head coaching career. But Pearl’s first break came during his undergraduate career at BC when Davis offered him a position of student assistant in 1978. In 1981, the Eagles won the Big East Conference championship and reached the Sweet Sixteen of the NCAA Tournament. The following season, BC advanced to the Elite Eight.

When Davis moved on to Stanford in 1982, Pearl joined his staff as an assistant coach and then, at the age of 23, was promoted to associate head coach for the Cardinal. While in Palo Alto, Calif., they ended a streak of 20 consecutive losing seasons with a 19-12 overall record in 1983-84, laying the groundwork for a resurgence in Stanford basketball. During that time, they recruited four players who were drafted by the NBA, including Todd Lichti, who finished his career as Stanford’s all-time leading scorer with 2,336 career points.

After four seasons on the West Coast, Pearl followed Davis to Iowa in 1986. Over the course of the next six seasons, the Hawkeyes received five NCAA Tournament berths while compiling a 129-63 overall record. In 1987, the Hawkeyes recorded a 30-5 mark and advanced to the Elite Eight before falling to UNLV. And in 1988, Pearl was recognized as one of the top Division I assistants in the country by Basketball Weekly while helping direct the Hawkeyes to the Sweet Sixteen.

His six seasons in Iowa City helped produce 11 NBA draft picks for the Hawkeyes, including Brad Lohaus, Kevin Gamble, B.J. Armstrong, Roy Marble and Acie Earl.

“From the time I met him he was able to get the most out of me as a player,” Lohaus said. “He understood my personality and knew how to motivate me. He believed in me when others did not.

“He still stays in touch, offering his friendship and advice.”

These 14 seasons with Davis provided Pearl a foundation of basketball knowledge that enabled him to move on to a head coach position.

“I feel like I had a great mentor in Dr. Tom Davis,” Pearl said. “If you’re any good at anything, chances are you had somebody pretty good who taught you how to do it. I had the pleasure of being by his side for 14 years. He was a brilliant defensive strategist. He taught me how to press and how to run, but more than anything else, he taught me how to work with young people, how to be patient, how to be disciplined and how to get the most out of them, even more than they ever dreamed they could have.”

Pearl’s first head coaching opportunity came at Southern Indiana, a Division II school located in Evansville, Ind.

Inheriting a team that had won only 10 games the previous season, Pearl’s first squad at USI posted a 22-7 record and advanced to the NCAA Tournament. That first season was a precursor of things to come for the school. Over the next nine seasons, the Screaming Eagles posted a 231-46 (.834) record and won four Great Lakes Valley Conference championships.

They received NCAA Tournament bids in each of Pearl’s nine seasons and advanced to the Sweet Sixteen six times. USI experienced unparalleled postseason success under Pearl’s guidance. The Screaming Eagles won a national championship in 1995 and finished second in 1994. In nine postseason appearances, USI won 16 NCAA Tournament games.

After winning the national championship in 1995, Pearl was named the National Association of Basketball Coaches (NABC) Division II Coach of the Year. Twice (1993 and 1994) he was named the Great Lakes Valley Conference Coach of the Year, and in 2000, he garnered NABC Great Lakes Region Coach of the Year honors.

Late in the 2000 season, Pearl earned his 200th career win, making him the fastest coach in NCAA history to reach the 200-victory mark at one school. Needing just 240 games, Pearl easily broke the record of 250 that had been held by North Carolina State’s Everett Case.

In Pearl’s four years as head coach at UW-Milwaukee, the Panthers won a pair of Horizon League regular-season titles (2004 and 2005) and two Horizon League Tournament championships (2003 and 2005). They advanced to Division I postseason play for the first time in school history, making two NCAA Tournament appearances (2003 and 2005) and receiving an NIT bid (2004).

In 2005, Pearl led the Panthers to the most successful season in school history. In addition to winning regular season and conference tournament titles, UWM made its’ first-ever appearance in the Sweet Sixteen.

Pearl’s 51-13 (.797) record in Horizon League games gave him the best winning percentage of any coach in league history. He became the second-fastest coach to win 300 career games with a 73-56 win over Loyola Jan. 8, 2005.

A native of Boston, Mass., Pearl received his bachelor’s degree in business administration from Boston College in 1982, graduating cum laude. Pearl has two daughters, Jacqui and Leah, and two sons, Steven and Michael. He is married to the former Brandy Miller of Sevierville, Tenn.



Bruce Pearl

Coach Bruce Pearl

Hometown..... Boston, Mass.
High School..... Sharon
Alma Mater ..... Boston College '82

Coaching History

2014-Present ..... Auburn - Head Coach
2005-2011 ..... Tennessee - Head Coach
2001-2005 ..... Milwaukee - Head Coach
1992-2001 ..... Southern Indiana - Head Coach

Coaching Record

Table with columns: Year, School, Title, Rec., Pct., Conf./Finish, Postseason. Rows include seasons from 92-93 to 14-15 and a Totals row.

20 Seasons..... 471-152 (.756)
1 Season at Auburn..... 9-7 (.562)
6 Seasons at Tennessee..... 145-61 (.704)
4 Seasons at Milwaukee..... 86-38 (.694)
9 Seasons at S. Indiana..... 231-46 (.834)
Division I - 11 Seasons ..... 240-106 (.694)

17 NCAA Tournament Appearances (26-16)
10 Sweet Sixteens
1 Elite Eight

7 Regular-season conference championships (4 GLVC, 2 Horizon, 1 SEC)

Fastest Active Coaches To 400 Wins

Table with columns: Coach, Current School, Games, Season, Record. Rows for Roy Williams and Bruce Pearl.

- 2008 SEC Co-Coach of the Year •
• 2008 Rupp Cup Co-winner •
• 2006 & 2008 AP SEC Coach of the Year •
• 2006 Basketball Times, CBSsportsline, Sporting News National Coach of the Year •

Bruce Pearl has a record of .615 or better against 10 Southeastern Conference foes

Table with columns: School, Rec., School, Rec. Rows for S. Carolina, Georgia, Vanderbilt, Florida, Auburn, Miss. State, Ole Miss.

SEC's third-winningest active coach by percentage [min. 5 years]

Table with columns: Coach, Pct., Record. Rows for John Calipari, Billy Donovan, Bruce Pearl, Andy Kennedy, Kevin Stallings.

SEC second-winningest in regular season SEC games among active coaches by percentage [min. 5 years]

Table with columns: Coach, Pct., Record. Rows for John Calipari, Bruce Pearl, Billy Donovan, Andy Kennedy.

One of just 10 current head coach in Division I with a minimum of 10 years of experience and no losing seasons

Table with columns: Coach, School, Years. Rows for Jim Boheim, Roy Williams, Tom Izzo, Bo Ryan, Mark Few, Thad Matta, John Thompson III, Mike Anderson, Jamie Dixon, Bruce Pearl.



**Bruce Pearl vs. All Teams**

Team	Totals	Home	Away	Neutral	First/Last	Team	Totals	Home	Away	Neutral	First/Last
Abilene Christian	2-0	1-0	--	1-0	1999/2000	Mississippi	5-2	3-0	1-2	1-0	2006/2011
Air Force	1-1	1-0	0-1	--	2004/2004	Mississippi State	5-2	2-1	3-0	0-1	2006/2011
Alabama	5-3	1-2	2-1	2-0	2005/2011	Mississippi Valley State	2-0	1-0	1-0	--	2002/2002
Alabama A&M	1-0	1-0	--	--	2005/2005	Missouri	1-1	1-0	0-1	--	1992/2014
American	1-0	--	--	1-0	2008/2008	Missouri-St. Louis	9-0	4-0	5-0	--	1996/2001
Appalachian State	1-0	1-0	--	--	2005/2005	Missouri Southern State	1-1	1-1	--	--	1993/2000
Arkansas	5-3	3-1	1-1	1-1	2006/2011	Missouri State	1-0	1-0	--	--	2010/2010
Arkansas-Monticello	1-0	1-0	--	--	2007/2007	Montana	1-0	1-0	--	--	2003/2003
Armstrong State	1-0	1-0	--	--	1998/1998	Murray State	2-0	1-0	--	1-0	2005/2006
Ashland	6-0	3-0	3-0	--	1993/1995	Nebraska-Omaha	1-0	--	--	1-0	2001/2001
Auburn	5-2	3-0	1-2	1-0	2006/2011	New Hampshire	2-0	--	--	2-0	1994/1995
Austin Peay	1-0	1-0	--	--	2009/2009	Norfolk State	1-0	--	--	1-0	1995/1995
Bellarmine	19-1	10-1	7-0	2-0	1993/2001	North Alabama	1-0	1-0	--	--	2014/2014
Belmont	3-0	3-0	--	--	2008/2010	North Carolina	0-1	--	--	0-1	2006/2006
Boise State	0-1	--	0-1	--	2004/2004	North Carolina A&T	2-0	2-0	--	--	2007/2009
Boston College	1-0	--	--	1-0	2005/2005	UNC-Asheville	3-0	3-0	--	--	2007/2009
Butler	7-4	5-1	1-2	1-1	2002/2008	North Carolina State	0-1	--	0-1	--	2003/2003
UC-Riverside	1-0	--	--	1-0	1995/1995	UNC-Wilmington	1-0	--	--	1-0	2006/2006
Cal State-Bakersfield	0-1	--	--	0-1	1994/1994	Northern Kentucky	15-7	7-2	4-4	4-1	1993/2001
Cal State-San Bernardino	1-0	--	--	1-0	1996/1996	Northern Michigan	0-1	0-1	--	--	1993/1993
Cameron	1-0	--	--	1-0	1994/1994	Northern State	1-0	--	--	1-0	1997/1997
Campbellsville	1-0	1-0	--	--	1993/1993	Northwood	1-0	--	--	1-0	1999/1999
Central Oklahoma	1-1	0-1	--	1-0	1995/1997	Notre Dame	0-1	--	--	0-1	2003/2003
Central Washington	0-1	--	--	0-1	1999/1999	Oakland	1-1	1-0	0-1	--	1997/1997
Charleston	1-0	1-0	--	--	1995/1995	Oakland City	4-0	4-0	--	--	1997/2000
Charlotte	1-1	1-0	0-1	--	2010/2010	Ohio	1-0	--	--	1-0	2010/2010
Chicago State	2-0	1-0	1-0	--	2001/2003	Ohio State	2-2	1-0	0-1	1-1	2007/2010
Cleveland State	7-1	4-0	3-1	--	2002/2005	Oklahoma City	1-0	--	--	1-0	1995/1995
Clemson	0-1	--	0-1	--	2014/2014	Oklahoma State	1-2	--	--	2-2	2005/2009
Coastal Carolina	0-1	0-1	--	--	2014/2014	Oregon State	1-0	--	--	1-0	2014/2014
Col. of Charleston	1-1	1-1	--	--	2009/2010	Olivet Nazarene	1-0	1-0	--	--	1996/1996
Colorado	0-2	--	0-2	--	2001/2014	Pikeville	1-0	1-0	--	--	1997/1997
Columbus State	1-0	--	--	1-0	1997/1997	Pittsburgh	1-0	--	1-0	--	2010/2010
Concordia-St. Paul	2-0	2-0	--	--	2001/2003	Prairie View A&M	3-0	2-0	1-0	--	2003/2007
Connecticut	0-1	--	--	0-1	2011/2011	Puerto Rico-Mayaguez	2-0	2-0	--	--	1996/1997
Coppin State	1-0	1-0	--	--	2006/2006	Purdue	1-1	--	1-0	0-1	2005/2009
Denver	1-0	--	--	1-0	1996/1996	Purdue-Calumet	1-0	1-0	--	--	1995/1995
DePaul	1-0	--	--	1-0	2009/2009	Quincy	12-3	7-0	4-2	1-1	1992/2001
Detroit	8-2	3-1	4-1	1-0	2002/2005	Rice	1-0	1-0	--	--	2004/2004
East Carolina	1-0	--	--	1-0	2009/2009	Saginaw Valley State	1-0	1-0	--	--	1998/1998
Eastern Kentucky	1-0	1-0	--	--	2005/2005	San Diego State	1-0	--	--	1-0	2010/2010
East Tennessee State	3-0	3-0	--	--	2005/2009	Santa Clara	0-1	--	0-1	--	2003/2003
Ferris State	2-0	2-0	--	--	1999/2000	Siena	1-0	--	--	1-0	2008/2008
Florida	8-6	5-1	3-4	0-1	2006/2014	South Alabama	1-0	1-0	--	--	2006/2006
Florida International	1-0	--	--	1-0	2002/2002	South Carolina	12-2	7-0	4-1	1-1	2006/2011
Florida Tech	1-0	1-0	--	--	1997/1997	USC-Spartanburg	1-0	1-0	--	--	1996/1996
Fordham	1-0	--	--	1-0	2006/2006	South Dakota	1-0	--	--	1-0	1994/1994
Georgetown	1-0	--	--	1-0	2008/2008	South Dakota State	1-0	1-0	--	--	2004/2004
Georgia	10-3	6-1	4-2	--	2002/2011	Southern Illinois	0-2	0-1	0-1	--	2003/2003
Gonzaga	1-2	0-1	--	1-1	2007/2009	SIU Edwardsville	16-2	10-0	6-2	--	1992/2001
Grace	1-0	1-0	--	--	1995/1995	Southeast Missouri State	0-1	--	--	0-1	2002/2002
Graceland	2-0	2-0	--	--	1992/1993	Southern Cal	0-2	0-1	0-1	--	2009/2010
Grand Canyon	1-0	1-0	--	--	1992/1992	Southwest Baptist	1-0	1-0	--	--	1993/1993
Hawaii	1-0	--	1-0	--	2005/2005	Southwest Missouri State	1-0	--	1-0	--	2002/2002
Henderson State	1-0	--	1-0	--	2000/2000	St. Francis	1-0	1-0	--	--	1997/1997
Hillsdale	1-0	--	--	1-0	1994/1995	St. Joseph's	16-2	8-0	7-2	1-0	1993/2001
Huntington	1-0	1-0	--	--	2000/2000	St. Louis	1-0	--	1-0	--	2004/2004
Idaho State	1-0	--	--	1-0	2003/2003	Stonehill	1-0	1-0	--	--	1992/1992
Illinois	0-1	--	--	0-1	2005/2005	Tampa	1-0	1-0	--	--	1994/1994
Illinois-Chicago	6-5	5-1	1-3	0-1	2002/2005	Temple	1-1	1-0	0-1	--	2007/2008
Indiana-South Bend	1-0	1-0	--	--	1995/1995	Tennessee-Chattanooga	3-0	2-0	1-0	--	2007/2010
Indiana State	1-0	--	--	1-0	2002/2002	Tennessee-Martin	2-0	2-0	--	--	2008/2010
Indiana Wesleyan	1-0	1-0	--	--	1995/1995	Tennessee Tech	1-0	1-0	--	--	2006/2006
Indiana Tech	1-0	1-0	--	--	1992/1992	Texas	2-1	1-0	1-0	0-1	2005/2007
IUPUI-Fort Wayne	17-1	10-0	7-1	--	1993/2001	Texas Tech	0-1	--	0-1	--	2014/2014
IUPUI-Indianapolis	2-0	1-0	1-0	--	1994/1994	Texas Southern	1-0	1-0	--	--	2014/2014
Indianapolis	14-4	9-0	4-4	1-0	1993/2001	Thomas	1-0	1-0	--	--	1998/1998
Iowa State	0-1	--	0-1	--	2001/2001	Truman State	1-0	1-0	--	--	1997/1998
Kansas	1-2	1-0	0-1	0-1	2004/2010	Tulsa	0-1	--	--	0-1	2014/2014
Kentucky	4-9	3-3	1-5	0-1	2006/2011	Union	1-0	1-0	--	--	1992/1992
Kentucky State	5-1	3-0	2-1	--	1993/1995	Valparaiso	2-2	1-0	1-2	--	2001/2004
Kentucky Wesleyan	11-16	8-2	2-12	1-2	1993/2001	Vanderbilt	8-5	5-1	3-4	--	2006/2014
Lemoyne-Owen	1-0	1-0	--	--	1999/1999	Villanova	1-0	--	--	1-0	2007/2007
Lewis	15-3	10-0	4-3	1-0	1993/2001	Virginia	1-0	--	--	1-0	2007/2007
Lincoln	1-0	1-0	--	--	1999/1999	Virginia Commonwealth	1-0	--	--	1-0	2010/2010
Lipscomb	1-0	1-0	--	--	2005/2005	Virginia Tech	1-0	--	--	1-0	2001/2001
Long Beach State	1-0	--	--	1-0	2007/2007	Washburn	1-0	--	--	1-0	1994/1994
Louisiana-Lafayette	5-0	4-0	1-0	--	2005/2014	Wayne State	2-0	1-0	--	1-0	1993/1999
LSU	5-3	2-1	2-1	1-1	2006/2011	Western Kentucky	2-0	1-0	--	1-0	2006/2007
Louisville	0-2	--	0-1	0-1	2001/2008	Western Michigan	0-2	0-1	0-1	--	2001/2001
Loyola	8-1	4-1	4-0	--	2002/2005	West Virginia	1-0	--	--	1-0	2007/2007
Maine	1-0	--	--	1-0	2002/2002	Wichita State	0-1	--	--	0-1	2006/2006
Manhattan	1-1	0-1	1-0	--	2004/2004	Winona State	1-0	1-0	--	--	1994/1994
Marquette	1-0	--	--	1-0	2008/2008	Winthrop	2-0	1-0	--	1-0	2006/2014
Mars Hill	1-0	1-0	--	--	1996/1996	Wisconsin	0-4	0-1	0-3	--	2001/2004
Memphis	4-2	3-1	1-1	--	2006/2011	Wisconsin-Green Bay	6-2	4-0	2-2	--	2002/2005
Michigan	0-1	--	--	0-1	2011/2011	Wisconsin-Parkside	16-0	10-0	6-0	--	1993/2004
Michigan State	0-1	--	--	0-1	2010/2010	Wisconsin-Platteville	1-0	--	--	1-0	1995/1995
Michigan Tech	1-0	--	--	1-0	2000/2000	Wright State	8-0	4-0	4-0	--	2002/2005
Middle Tennessee	6-0	4-0	2-0	--	2006/2014	Wyoming	1-0	1-0	--	--	2009/2009
Milwaukee	1-0	1-0	--	--	2014/2014	Xavier	2-0	1-0	1-0	--	2007/2014
Minnesota-Duluth	1-0	1-0	--	--	1997/1997	Youngstown State	7-1	4-0	3-1	--	2002/2005



# 2014-15 AUBURN BASKETBALL GAME NOTES

**8 NCAA TOURNAMENTS:**  
1984, 1985, 1986, 1987, 1988, 1999, 2000, 2003  
**2 SEC CHAMPIONSHIPS:**  
1960, 1999

In its fifth year, Auburn Arena was built at a cost of \$86 million and seats 9,121 fans for basketball games, bringing Tiger fans close to the action. Auburn Arena replaced the old Beard-Eaves Memorial Coliseum as home of Tiger basketball for the 2010-11 season.

The furthest seat in Auburn Arena is just 43 feet away from the court. A full two-thirds of the seats in the facility are less than 27 feet in elevation from courtside. Auburn students have their own entrance, lobby and concessions area at the Arena to service 1,500 floor-level seats.

The Arena features a team store, six concession stands, three elevators, 94 HD televisions plus family restrooms and customer service kiosks on all seating levels. For special events, 12,000 square feet of banquet space, including tailgate and super suites, is available.

### Arena sellouts

In the four-year history of Auburn Arena, the facility has reached its max capacity of 9,121 fans five times, the last time coming Jan. 19, 2013 against Kentucky.

### Top 10 Auburn Arena Crowds

Date	Opponent	Att.	W/L	Score
1/19/13	Kentucky	9,121	L	53-75
1/11/12	Kentucky	9,121	L	53-68
2/12/11	Mississippi St.	9,121	W	65-62
1/22/11	Alabama	9,121	L	58-68
11/12/10	UNC Asheville	9,121	L	69-70
1/30/14	Alabama	9,102	W	74-55
2/16/13	Florida	8,953	L	52-83
1/26/13	Ole Miss	8,740	L	61-63
1/18/14	Florida	8,683	L	61-68
1/10/15	Missouri	8,365	W	85-79

### Season tickets sold out

Auburn has sold out of men's basketball season tickets for the first time in Auburn Arena history. Individual game tickets and standing room only tickets are still available.

### Auburn Arena Year-By-Year

Year	Record	Total Attend.	Avg.
2010-11	9-11	126,483	6,324
2011-12	14-3	110,534	6,502
2012-13	7-10	106,375	6,257
2013-14	12-6	104,815	5,823
2014-15	8-1	68,105	7,567
<b>TOTALS</b>	<b>50-31</b>	<b>516,312</b>	<b>6,374</b>

## AUBURN ARENA RECORDS

### INDIVIDUAL

#### Auburn

**Points:** 32 by Chris Denson vs. Alabama, Jan. 30, 2014  
**Field Goals:** 12 by Chris Denson vs. Northwestern State, Nov. 15, 2013  
**Field Goals Attempted:** 21 by Earnest Ross vs. LSU, Jan. 8, 2011  
**3-Pointers Made:** 7 by KT Harrell vs. Coastal Carolina, Dec. 5, 2014  
**3-Pointers Attempted:** 15 by Earnest Ross vs. LSU, Jan. 8, 2011  
**Free Throws:** 13 by KT Harrell vs. Mississippi State, Feb. 15, 2014  
**Free Throws Attempted:** 18 by Cinmeon Bowers vs. Missouri, Jan. 10, 2015  
**Rebounds:** 17 by Cinmeon Bowers 2x, vs. Winthrop, Dec. 17, 2014  
**Assists:** 10 by Varez Ward vs. Bethune-Cookman, Jan. 2, 2012  
**Blocks:** 10 by Kenny Gabriel vs. Bethune-Cookman, Jan. 2, 2012

#### Opponents

**Points:** 33 by Xavier Munford for Rhode Island, Nov. 25, 2012  
**Field Goals Made:** 11 by Xavier Munford for Rhode Island, Nov. 25, 2012  
**Field Goals Attempted:** 24 by Xavier Munford for Rhode Island, Nov. 25, 2012  
**3-Pointers Made:** 8 by Xavier Munford for Rhode Island, Nov. 25, 2012  
 8 by Josh Davis for Samford, Nov. 19, 2010  
**3-Pointers Attempted:** 15 by Xavier Munford for Rhode Island, Nov. 25, 2012  
**Free Throws:** 14 by Trivante Bloodman for Mississippi St., Feb. 15, 2014  
**Free Throws Attempted:** 15 by Trivante Bloodman for Mississippi St., Feb. 15, 2014  
 15 by Kedren Johnson for Vanderbilt, March 2, 2013  
**Rebounds:** 16 by Al'lonzo Coleman for Presbyterian Coll., Dec. 18, 2010  
**Assists:** 10 by Scottie Wilbekin for Florida, Feb. 16, 2013  
**Blocks:** 7 by Nerlens Noel for Kentucky, Jan. 19, 2013  
**Steals:** 6 by Ayron Hardy for Jacksonville, Nov. 27, 2010

### TEAM

#### Auburn

**Points in a Game:** 105 vs. Louisiana, Nov. 21, 2014  
**Points in a Half:** 65 vs. Grambling State [2nd half], Dec. 11, 2012  
**Fewest Points in a Game:** 40 vs. Florida, Jan. 20, 2011  
**Field Goals:** 37 vs. Northwestern State, Nov. 15, 2013  
**Field Goals Attempted:** 81 vs. Northwestern State, Nov. 15, 2013  
**Field Goal Percentage:** .654 vs. Ark.-Pine Bluff, 34 of 52, Dec. 30, 2013  
**3-Pointers Made:** 11 vs. Coastal Carolina, Dec. 5, 2014

11 vs. Louisiana, Nov. 21, 2014  
 11 vs. Grambling State, Dec. 11, 2012  
 11 vs. Rhode Island, Nov. 25, 2012

**3-Pointers Attempted:** 29 vs. Northwestern State, Nov. 15, 2013  
**Free Throws:** 37 vs. Mississippi State, Feb. 15, 2014  
**Free Throws Attempted:** 43 vs. North Florida, Dec. 17, 2011  
**Free Throw Pct.:**  
 (Min. 10 att.): .902 (37-of-41) vs. Mississippi State, Feb. 15, 2014  
 (Min. 30 att.): .902 (37-of-41) vs. Mississippi State, Feb. 15, 2014  
**Rebounds:** 56 vs. Florida A&M, Jan. 4, 2014  
**Assists:** 24 vs. Arkansas-Pine Bluff, Dec. 30, 2013  
**Steals:** 15 vs. Presbyterian College, Dec. 18, 2010  
**Blocks:** 17 vs. Nicholls State, Nov. 25, 2011

### Opponents

**Points in a Game:** 111 by Northwestern State, Nov. 15, 2013  
**Fewest Points in a Game:** 37 by Alabama, Feb. 6, 2013  
**Field Goals Attempted:** 72 by Northwestern State, Nov. 15, 2013  
 72 by Ole Miss, Jan. 14, 2012  
**3-Pointers Made:** 18 by Samford, Nov. 19, 2010  
**3-Pointers Attempted:** 33 by Samford, Nov. 19, 2010  
**3-Point Pct.:** .545 by Samford, 18 of 33, Nov. 19, 2010  
**Free Throws Made:** 31 by Missouri, Jan. 11, 2014  
**Free Throws Attempted:** 41 by Missouri, Jan. 11, 2014  
**Rebounds:** 49 by Kentucky, Feb. 12, 2014  
 49 by Ole Miss, Jan. 14, 2012  
**Fouls:** 31 by Mississippi State, Feb. 15, 2014  
 31 by Nicholls, Nov. 8, 2013

### Miscellaneous

**Win-Loss Record:** 50-31 (.617) -- 4+ seasons  
**Most Combined Points:** 203, 92-111 vs. Northwestern State, Nov. 15, 2013  
**Widest AU Victory Margin:** 50, 92-42 over Grambling State, Dec. 11, 2012  
**Widest Margin of Defeat for AU:** 31, 83-52 by Florida, Feb. 16, 2013  
**Most Wins by AU in a Single Season:** 14 (2011-12)  
**Most Games Lost by AU in a Single Season:** 11 (2010-11)  
**Longest Winning Streak:** 10 (Started in final game of 2010-11 season and continued through the first nine games of 2011-12)  
**Longest Losing Streak:** 5 (2012-13 Season)  
**Number of 100-Point Games by AU:** 1  
**Number of 100-Point Games by Opponents:** 1



**What the opponents are saying after playing Auburn...**

**Milwaukee head coach Rob Parker**

"I'm proud of my team and their effort and how they performed in an environment that's really tough."

**Coastal Carolina head coach Cliff Ellis**

"This is a team that's going to win some games and surprise some people. I like what he (Coach Pearl) is doing."

**Xavier head coach Chris Mack**

"Obviously, the culture is changing because of Coach (Bruce) Pearl. His teams are always going to be known as very hard playing teams. They are going to make every inbound tough, we threw a couple away. You can never feel safe with the ball when you are trying to reverse it on your end of the floor and that to me is what his teams have always been known for. I think as time goes on, they will execute better, the chemistry will become better. He has an infectious way about him as you guys know of really getting his teams bought in."

**Middle Tennessee State head coach Kermit Davis**

"It is a December game and Auburn football is in a bowl game and to have this kind of atmosphere, that is a credit to them. I have seen too many of these December games around the SEC, and I thought their team competed hard."

**North Alabama head coach Bobby Champagne**

"It's a great opportunity for our players to come and play in this kind of environment, it's been a while for this group of guys to be able to play in this kind of environment. I wasn't expecting as big of a crowd to be honest with you after your football team was on the road."

**Vanderbilt head coach Kevin Stallings**

"Bruce has done a great job with them. I saw them play earlier in the year, and I told him this before the game or I wouldn't say it, but it wasn't pretty. And that's the way it is; that's no knock on them. That's what happens when you take over a team and a program, and trying to get your stuff put in and all that. They're so much better right now than they were early in the season, which obviously is a testament to his and his staff's coaching ability, and what they've done."



# 2014-15 AUBURN BASKETBALL GAME NOTES

**8 NCAA TOURNAMENTS:**  
1984, 1985, 1986, 1987, 1988, 1999, 2000, 2003  
**2 SEC CHAMPIONSHIPS:**  
1960, 1999

## Game by Game Leaders

Date	Opponent	Result	Pts	Rebs	Blks	Stl	Ast
11/14	Milwaukee	W, 83-73	Harrell (20)	Bowers (17)^	Granger (1)	Harrell (3)^	Ross-Miller (3)^
11/18	at Colorado	L, 59-90	Harrell (20)^	Bowers (13)^	Waddell (1)	Shamsid-Deen (2)^	Shamsid-Deen, Granger (2)
11/21	Louisiana	W, 105-80	Harrell (24)^	Bowers (12)^	Canada, Granger (1)	4 tied (2)	Canada (6)^
11/24	vs. Tulsa	L, 35-53	Bowers (17)^	Bowers (15)^	Granger (1)	Canada (2)	Ross-Miller (2)
11/26	Oregon State	W, 71-69	Harrell (20)^	Bowers (8)	Bowers (1)	Ross-Miller (5)^	Ross-Miller, Canada (2)
12/3	at Texas Tech	L, 44-46	Harrell (17)^	Bowers (8)^	Bowers (1)	Ross-Miller (4)^	Harrell (2)^
12/5	Coastal Carolina	L, 58-54	Harrell (25)^	Granger (7)	Granger (2)^	Granger (2)	Shamsid-Deen (5)^
12/14	at Clemson	L, 61-72	Bowers (17)	Bowers (14)^	Granger, Reed (1)	Bowers (3)	3 tied (2)
12/17	Winthrop	W, 80-62	Bowers (19)^	Bowers (17)^	Reed (2)	3 tied (1)	Canada (5)
12/20	Xavier	W, 89-88 (2ot)	Harrell (24)^	Harrell (7)	Reed (5)	Ross-Miller (4)	4 tied (2)
12/23	Texas Southern	W, 61-60	Harrell (14)	Bowers (15)^	Bowers (3)^	Bowers, Ross-Miller (3)	Ross-Miller, Canada (4)
12/29	Middle Tenn. St.	W, 64-48	Mason (19)^	Harrell (7)^	Reed (1)^	Ross-Miller (5)^	Mason, Harrell (3)
1/3	North Alabama	W, 82-61	Harrell (25)^	Bowers (11)^	Bowers (3)^	Ross-Miller (4)^	Ross-Miller (6)^
1/6	*at Vanderbilt	L, 52-64	Mason (16)^	Bowers (9)	Granger (2)	Granger (4)^	Canada (4)^
1/10	*Missouri	W, 85-79	Bowers (20)	Bowers (14)^	3 tied (1)	Bowers (3)^	Ross-Miller (5)^
1/15	*at Florida	L, 55-75	Mason (13)	Bowers (11)^	Bowers, Thompson (1)	4 tied (1)	Bowers (4)
1/17	*South Carolina	7:30 p.m.					
1/21	*Mississippi St.	8 p.m.					
1/24	*at Alabama	7:30 p.m.					
1/27	*Texas A&M	8 p.m.					
1/31	*at Tennessee	11 a.m.					
2/5	*at LSU	6 p.m.					
2/7	*Ole Miss	5:30 p.m.					
2/10	*Arkansas	8 p.m.					
2/14	*at Georgia	1 p.m.					
2/14	*Alabama	8 p.m.					
2/21	*at Kentucky	5 p.m.					
2/24	*LSU	6 p.m.					
2/28	*at Texas A&M	7:30 p.m.					
3/3	*at Missouri	8 p.m.					
3/7	*Georgia	3 p.m.					

^ - Game Leader



**2014-15 Auburn Tigers Basketball**  
**Auburn Team Game-by-Game (as of Jan 16, 2015)**  
**All games**

**TEAM STATISTICS**

Opponent	Date	Score		Total		3-Pointers		Free throws		Rebounds				pf	a	t/o	blk	stl	pts	avg
				fg-fga	pct	3fg-fga	pct	ft-fta	pct	off	def	tot	avg							
MILWAUKEE	11/14/14	83-73	W	24-52	.462	7-14	.500	28-39	.718	11	24	35	35.0	17	9	12	1	6	83	83.0
at Colorado	11/17/14	59-90	L	20-69	.290	5-27	.185	14-20	.700	15	16	31	33.0	23	7	9	1	6	59	71.0
LOUISIANA	11/21/14	105-80	W	36-66	.545	11-26	.423	22-29	.759	12	24	36	34.0	24	19	10	2	10	105	82.3
vs Tulsa	11/24/14	35-53	L	15-48	.313	2-22	.091	3-6	.500	10	20	30	33.0	18	6	23	1	5	35	70.5
vs Oregon State	11/26/14	71-69	W	21-40	.525	7-17	.412	22-32	.688	4	20	24	31.2	20	5	16	1	8	71	70.6
at Texas Tech	12/03/14	44-46	L	17-47	.362	6-19	.316	4-11	.364	10	19	29	30.8	26	8	15	1	6	44	66.2
COASTAL CAROLINA	12-05-14	54-58	L	17-50	.340	11-28	.393	9-19	.474	10	22	32	31.0	18	13	15	3	3	54	64.4
at Clemson	12/14/14	61-72	L	21-54	.389	7-24	.292	12-19	.632	8	22	30	30.9	28	10	18	2	12	61	64.0
WINTHROP	12/17/14	80-62	W	27-61	.443	7-19	.368	19-34	.559	15	34	49	32.9	21	16	11	4	4	80	65.8
XAVIER	12/20/14	89-88	Wot	33-67	.493	5-22	.227	18-29	.621	10	27	37	33.3	22	11	16	7	11	89	68.1
TEXAS SOUTHERN	12/23/14	61-60	W	20-56	.357	6-21	.286	15-23	.652	13	21	34	33.4	15	12	15	5	11	61	67.5
MIDDLE TENNESSEE S	12/29/14	64-48	W	22-43	.512	6-11	.545	14-24	.583	9	19	28	32.9	15	11	17	1	12	64	67.2
NORTH ALABAMA	01/03/15	82-61	W	31-65	.477	5-22	.227	15-24	.625	15	28	43	33.7	13	20	13	4	10	82	68.3
at Vanderbilt	01/06/15	52-64	L	18-59	.305	7-21	.333	9-18	.500	10	17	27	33.2	21	10	9	3	10	52	67.1
MISSOURI	01/10/15	85-79	W	25-52	.481	10-19	.526	25-37	.676	11	20	31	33.1	22	16	9	3	9	85	68.3
at Florida	1/15/15	55-75	L	16-49	.327	6-18	.333	17-26	.654	11	24	35	33.2	17	10	13	2	4	55	67.5
Auburn		1080		363-878	.413	108-330	.327	246-390	.631	174	357	531	33.2	320	183	221	41	127	1080	67.5
Opponents		1078		383-862	.444	89-288	.309	223-331	.674	177	408	585	36.6	336	185	255	66	121	1078	67.4

Games played: 16  
Points/game: 67.5  
FG Pct: 41.3  
3FG Pct: 32.7  
FT Pct: 63.1

Rebounds/game: 33.2  
Assists/game: 11.4  
Turnovers/game: 13.8  
Assist/turnover ratio: 0.8  
Steals/game: 7.9  
Blocks/game: 2.6



# 2014-15 AUBURN BASKETBALL GAME NOTES

8 NCAA TOURNAMENTS:  
1984, 1985, 1986, 1987, 1988, 1999, 2000, 2003  
2 SEC CHAMPIONSHIPS:  
1960, 1999

## 2011-15 TEAM HIGHS & LOWS

### AUBURN

	HIGH	LOW
POINTS SCORED	105, vs. Louisiana (11/21)	35, vs. Tulsa (11/24)
POINTS, FIRST HALF	45, vs. Louisiana (11/21)	19, at Vanderbilt (1/6)
POINTS, SECOND HALF	60, vs. Louisiana (11/21)	14, vs. Tulsa (11/24)
POINT DIFFERENTIAL	+25, vs. Louisiana (11/21)	-31, at Colorado (11/17)
FIELD GOALS MADE	36, vs. Louisiana (11/21)	15, vs. Tulsa (11/24)
FIELD GOALS ATTEMPTED	69, at Colorado (11/17)	40, vs. Oregon State (11/26)
FIELD GOAL PERCENTAGE	.545, vs. Louisiana (11/21)	.290, at Colorado (11/17)
3-POINTERS MADE	11, 2x vs. Coastal Carolina (12/5)	2, vs. Tulsa (11/24)
3-POINTERS ATTEMPTED	28, vs. Coastal Carolina (12/5)	11, vs. MTSU (12/29)
3-POINT PERCENTAGE	.545, vs. MTSU (12/29)	.091, vs. Tulsa (11/24)
FREE THROWS MADE	28, vs. Milwaukee (11/14)	3, vs. Tulsa (11/24)
FREE THROWS ATTEMPTED	39, vs. Milwaukee (11/14)	6, vs. Tulsa (11/24)
FREE THROW PERCENTAGE	.759, vs. Louisiana (11/21)	.474, vs. Coastal Carolina (12/5)
REBOUNDS	49, vs. Winthrop (12/17)	24, vs. Oregon State (11/26)
OFFENSIVE REBOUNDS	15, 3x vs. North Alabama (1/3)	4, vs. Oregon State (11/26)
DEFENSIVE REBOUNDS	34, vs. Winthrop (12/17)	16, at Colorado (11/17)
REBOUND MARGIN	+11, vs. North Alabama (1/3)	-20, at Vanderbilt (1/6)
ASSISTS	20, vs. North Alabama (1/3)	5, vs. Oregon State (11/26)
TURNOVERS	23, vs. Tulsa (11/24)	9, 2x at Vanderbilt (1/6)
BLOCKED SHOTS	7, vs. Xavier (12/20)	1, 6x vs. MTSU (12/29)
STEALS	12, 2x vs. MTSU (12/29)	3, vs. Coastal Carolina (12/5)
FOULS	28, at Clemson (12/14)	13, vs. North Alabama (1/3)

### OPPONENTS

	HIGH	LOW
POINTS SCORED	90, at Colorado (11/17)	46, at Texas Tech (12/3)
POINTS, FIRST HALF	38, 3x vs. Xavier (12/20)	20, vs. MTSU (12/29)
POINTS, SECOND HALF	52, at Colorado (11/17)	23, at Texas Tech (12/3)
POINT DIFFERENTIAL	+31, at Colorado (11/17)	-25, vs. Louisiana (11/21)
FIELD GOALS MADE	31, at Colorado (11/17)	14, at Texas Tech (12/3)
FIELD GOALS ATTEMPTED	70, vs. Winthrop (12/17)	34, at Texas Tech (12/3)
FIELD GOAL PERCENTAGE	.585, at Colorado (11/17)	.343, vs. Winthrop (12/17)
3-POINTERS MADE	10, vs. Missouri (1/10)	1, at Texas Tech (12/3)
3-POINTERS ATTEMPTED	27, 2x vs. Missouri (1/10)	9, at Texas Tech (12/3)
3-POINT PERCENTAGE	.529, vs. Tulsa (11/24)	.111, at Texas Tech (12/3)
FREE THROWS MADE	26, at Clemson (12/14)	5, vs. North Alabama (1/3)
FREE THROWS ATTEMPTED	35, at Clemson (12/14)	10, vs. MTSU (12/29)
FREE THROW PERCENTAGE	.889, vs. Xavier (12/20)	.417, vs. North Alabama (1/3)
REBOUNDS	47, 2x at Vanderbilt (1/6)	24, vs. MTSU (12/29)
OFFENSIVE REBOUNDS	21, vs. Winthrop (12/17)	4, vs. Tulsa (11/24)
DEFENSIVE REBOUNDS	37, at Colorado (11/17)	20, vs. Oregon State (11/26)
REBOUND MARGIN	+20, at Vanderbilt (1/6)	-11, vs. North Alabama (1/3)
ASSISTS	15, 2x vs. Xavier (12/20)	4, at Texas Tech (12/3)
TURNOVERS	20, 2x vs. Tulsa (11/24)	11, vs. Winthrop (12/17)
BLOCKED SHOTS	8, at Vanderbilt (1/5)	1, 2x vs. Xavier (12/20)
STEALS	12, 2x vs. Texas Southern (12/23)	2, at Vanderbilt (1/6)
FOULS	28, vs. Milwaukee (11/14)	14, at Texas Tech (12/3)



**2014-15 AUBURN BASKETBALL GAME NOTES**

DATE	OPPONENT	RESULT	LARGEST LEAD/LARGEST DEFICIT		TIED	LEAD CHANGES
			LARGEST LEAD	LARGEST DEFICIT		
Nov. 14	Milwaukee	W, 83-73	10 (81-71, 0:41 2nd)	12 (43-55, 11:09 2nd)	2 times	2 times
Nov. 18	at Colorado	L, 59-90	1 (6-5, 17:43 1st)	33 (90-57, 00:48 2nd)	---	4 times
Nov. 21	Louisiana	W, 105-80	27 (91-64, 5:43 2nd)	2 (2-0, 19:08 1st)	6 times	7 times
Nov. 24	vs. Tulsa	L, 35-53	4 (16-12, 11:58 1st)	18 (53-35, 2:57 2nd)	2 times	9 times
Nov. 26	Oregon St.	W, 71-69	7 (37-30, 2:35 1st)	4 (54-50, 10:20 2nd)	12 times	9 times
Dec. 3	at Texas Tech	L, 44-46	10 (20-10, 7:31 1st)	6 (36-30, 8:34 2nd)	6 times	4 times
Dec. 5	Coastal Carolina	L, 54-58	14 (19-5, 12:34 1st)	4 (58-54, 0:10 2nd)	1 time	1 time
Dec. 14	at Clemson	L, 61-72	5 (5-0, 17:31 1st)	12 (29-17, 2:14 1st)	3 times	5 times
Dec. 17	Winthrop	W, 80-62	19 (70-51, 4:06 2nd)	---	---	---
Dec. 20	Xavier	W, 89-88 (2ot)	5 (70-65, 0:40 2nd)	14 (52-38, 14:31 2nd)	8 times	10 times
Dec. 23	Texas Southern	W, 61-60	2 (10-8, 13:51 1st)	11 (40-29, 14:42 2nd)	3 times	5 times
Dec. 29	Middle Tennessee St.	W, 64-38	22 (60-38, 4:51 2nd)	---	1 times	---
Jan. 3	North Alabama	W, 82-61	21 (82-51, 0:58 2nd)	9 (15-6, 11:59 2nd)	3 times	3 times
Jan. 6	at Vanderbilt	L, 52-64	4 (6-2, 18:01 1st)	19 (33-14, 3:02 1st)	2 times	2 times
Jan. 10	Missouri	W, 85-79	8 (30-22, 7:46 1st)	8 (49-41, 16:31 2nd)	5 times	3 times
Jan. 15	at Florida	L, 55-75	---	24 (47-23, 15:36 2nd)	2 times	---
Jan. 17	South Carolina					
Jan. 21	Mississippi State					
Jan. 24	at Alabama					
Jan. 27	Texas A&M					
Feb. 5	at LSU					
Feb. 7	Ole Miss					
Feb. 10	Arkansas					
Feb. 14	at Georgia					
Feb. 17	Alabama					
Feb. 21	at Kentucky					
Feb. 24	LSU					
Feb. 28	at Texas A&M					
Mar. 3	at Missouri					
Mar. 7	Georgia					

**SPECIALTY STATS**  
**(AUBURN-OPPONENT)**

DATE	OPPONENT	RESULT	PTS. OFF TURN.	2ND CHANCE	PAINT	FAST BREAK	BENCH
Nov. 14	Milwaukee	W, 83-73	14-17	20-11	28-34	0-0	16-23
Nov. 18	at Colorado	L, 59-90	11-15	11-12	24-42	2-8	15-25
Nov. 21	Louisiana	W, 105-80	24-18	17-14	48-46	10-6	18-42
Nov. 24	vs. Tulsa	L, 35-53	12-21	7-0	26-14	2-4	9-0
Nov. 26	Oregon St.	W, 71-69	16-12	5-5	22-28	2-4	17-12
Dec. 3	at Texas Tech	L, 44-46	13-15	9-9	16-26	0-6	9-16
Dec. 5	Coastal Carolina	L, 54-58	6-7	6-15	12-22	0-9	5-22
Dec. 14	at Clemson	L, 61-72	14-19	1-9	24-36	2-6	15-7
Dec. 17	Winthrop	W, 80-62	15-15	16-16	40-32	12-2	17-8
Dec. 20	Xavier	W, 89-88 (2ot)	17-13	19-19	46-40	10-6	27-29
Dec. 23	Texas Southern	W, 61-60	17-9	11-11	24-28	8-4	21-28
Dec. 29	Middle Tennessee St.	W, 64-48	19-13	4-4	28-20	2-6	8-31
Jan. 3	North Alabama	W, 82-61	31-16	17-14	44-32	6-4	17-12
Jan. 6	at Vanderbilt	L, 52-64	18-14	6-14	16-28	4-5	9-10
Jan. 10	Missouri	W, 85-79	14-17	7-22	20-28	10-0	23-24
Jan. 15	at Florida	L, 55-75	13-16	7-12	16-36	2-9	12-36
Jan. 17	South Carolina						
Jan. 21	Mississippi State						
Jan. 24	at Alabama						
Jan. 27	Texas A&M						
Feb. 5	at LSU						
Feb. 7	Ole Miss						
Feb. 10	Arkansas						
Feb. 14	at Georgia						
Feb. 17	Alabama						
Feb. 21	at Kentucky						
Feb. 24	LSU						
Feb. 28	at Texas A&M						
Mar. 3	at Missouri						
Mar. 7	Georgia						



## The Last Time...

**AN AUBURN INDIVIDUAL...**

**Scored at least 30 points:** Chris Denson (30) vs. Mississippi State (2-15-14)

**Scored at least 35 points:** Toney Douglas (38) vs. Nicholls State (11-24-04)

**Scored at least 40 points:** Wesley Person (44) vs. UAB (12-16-93)

**Two players with at least 20 points:** KT Harrell (25 points) & Cinmeon Bowers (20 points) vs. North Alabama (1-3-15)

**Three players with at least 20 points:** KT Harrell (24), Tahj Shamsid-Deen (21) & Cinmeon Bowers (20) vs. Louisiana (11-21-14)

**Scored 20 points in a half:** Chris Denson (20 points) vs. Mississippi State (2-15-14)

**Scored 20 points in 1st half:** Chris Denson (20 points) vs. Northwestern State (11-15-13)

**Scored 20 points in 2nd half:** Chris Denson (20 points) vs. Mississippi State (2-15-14)

**Scored 25 points in a half:** Chris Denson (26 points) vs. Alabama (1-30-14)

**Two players with 25 points:** Chris Denson (30 points) & KT Harrell (26 points) vs. Mississippi State (2-14-14)

**Two players with 25 points (SEC):** Chris Denson (30 points) & KT Harrell (26 points) vs. Mississippi State (2-14-14)

**A player w/back-to-back 25-point SEC games:** Chris Denson, 25 pts at South Carolina (2-5-14); 29 pts at LSU (2-8-14); 26 pts vs. Kentucky (2-12-14); 30 pts vs. Mississippi State (2-15-14)

**A player w/3 straight 25-point SEC games:** Chris Denson, 25 pts at South Carolina (2-5-14); 29 pts at LSU (2-8-14); 26 pts vs. Kentucky (2-12-14); 30 pts vs. Mississippi State (2-15-14)

**A player w/4 straight 25-point SEC games:** Chris Denson, 25 pts at South Carolina (2-5-14); 29 pts at LSU (2-8-14); 26 pts vs. Kentucky (2-12-14); 30 pts vs. Mississippi State (2-15-14)

**A player w/5 straight 25-point SEC games:** Keenan Carpenter, 44 pts vs. LSU (1-8-89); 28 pts vs. Mississippi State (2-11-89); 33 pts at Florida (2-15-89); 32 pts at Ole Miss (2-18-89); 29 pts vs. Kentucky (2-20-89)

**A player w/5 straight 20-point SEC games:** Tay Waller, 29 pts v. Arkansas (2-20-10); 29 pts at Ole Miss (2-24-10); 26 pts v. LSU (2-27-10); 22 pts vs. Miss. State (3-3-10); 22 pts at Alabama (3-6-10)

**Zero players scored in double figures:** at Vanderbilt (1-7-12)

**Only one player scored in double figures:** Antoine Mason (16 points) at Vanderbilt (1-6-15)

**1 player score half team's points:** Frankie Sullivan (22 points) vs. Long Beach State in 64-43 loss in Honolulu, Hawaii (12-23-11)

**Five players scored in double figures:** Cinmeon Bowers (20 pts), KT Harrell (14 pts), K.C. Ross-Miller (13 pts), Tahj Shamsid-Deen (10 pts), Malcolm Canada (10 pts) vs. Missouri (1-10-15)

**Five players scored in double figures (SEC):** Cinmeon Bowers (20 pts), KT Harrell (14 pts), K.C. Ross-Miller (13 pts), Tahj Shamsid-Deen (10 pts), Malcolm Canada (10 pts) vs. Missouri (1-10-15)

**All five starters scored in double figures:** Chris Denson (18 pts), KT Harrell (16 pts), Tahj Shamsid-Deen (12 pts), Asauhn Dixon-Tatum (10 pts), Allen Payne (10 pts) vs. Georgia (2-1-14)

**Six players scored in double figures:** Lucas Hargrove (14 points), DeWayne Reed (16 points), Frankie Sullivan (15 points), Tay Waller (13 points), Andre Malone (11 points) and Brendon Knox (18 points), vs. Georgia Southern, (1-2-10)

**Six players scored in double figures (SEC):** Brandon Robinson (24), Lewis Monroe (16), Ian Young (13), Quinzel Brown (12), Ronny LeMelle (12), Dwayne Curtis (10) at Mississippi State (3-2-04)

**Had at least 15 rebounds:** Cinmeon Bowers vs. Texas Southern (15 rebounds) (12-23-14)

**Had at least 15 rebounds (SEC):** Korvotney Barber v. LSU (17 rebounds) (3-7-09)

**Had at least 20 rebounds:** Kelvin Ardister v. Tenn. (20 reb) (1-4-89)

**Had at least 25 rebounds:** Rex Frederick at Ole Miss (25 rebounds) (1-6-58)

**At least 20 pts & 20 reb:** Kelvin Ardister v. Tenn. (22 pts, 20 reb) (1-4-89)

**Two players with at least 10 rebounds:** Asauhn Dixon-Tatum (13 rebounds) & Allen Payne (10 rebounds) at Mississippi State (1-22-14)

**At least three players with 10 rebounds:** at Virginia, Korvotney Barber (13 rebounds), Quantez Robertson (10 rebounds), Lucas Hargrove (10 rebounds), (12-20-08)

**Double-Double:** Cinmeon Bowers (11 pts, 11 reb) at Florida (1-15-15)

**2 straight Double-Doubles:** Cinmeon Bowers 20 pts, 14 reb vs. Missouri (1-10-15), 11 pts, 11 reb at Florida (1-15-15)

**3 straight Double-Doubles:** Cinmeon Bowers 18 pts, 17 reb vs. Milwaukee (11-14-14), 11 pts, 13 reb at Colorado (11-17-14), 20 pts, 12 reb vs. Louisiana (11-21-14), 17 pts, 15 reb vs. Tulsa (11-24-14)

**4 Straight Double-Doubles:** Cinmeon Bowers 18 pts, 17 reb vs. Milwaukee (11-14-14), 11 pts, 13 reb at Colorado (11-17-14), 20 pts, 12 reb vs. Louisiana (11-21-14), 17 pts, 15 reb vs. Tulsa (11-24-14)

**5 Straight Double-Doubles:** Jeff Moore 26 pts, 11 rebs vs. Ole Miss (3-2-88), 20 pts, 11 rebs at LSU (3-5-88), 22 pts, 11 rebs vs. Georgia (SEC) (3-11-88), 13 pts, 13 rebs vs. Bradley (NCAA) (3-17-88), 22 pts, 11 rebs vs. Oklahoma (NCAA) (3-19-88)

**Two players had a double-double:** Asauhn Dixon-Tatum (12 pts, 13 rebs) & Allen Payne (12 pts, 10 rebs) at Mississippi State (1-22-14)

**Double-Double with points and assists:** Jamison Brewer vs. Louisiana Lafayette, (10 points, 11 assists) (12-4-00)

**Triple-Double:** Kenny Gabriel (24 pts, 13 reb, 10 blk) vs. Bethune-Cookman (1-2-12)

**10 assists:** Varez Ward vs. Bethune-Cookman (10 assists) (1-2-12)

**2 players with at least 5 Blocked Shots:** Rob Chubb & Willy Kouassi v. Nicholls State (5 each) (11-25-11)...also Kenny Gabriel (4 blocks)

**At least 10 Blocks:** Kenny Gabriel v. Bethune-Cookman (10 blks) (1-2-12)

**At least 5 Steals:** K.C. Ross-Miller (5 steals) vs. Middle Tennessee State (12-29-14)

**At least 5 Steals (SEC):** Allen Payne (5 steals) vs. South Carolina (2-26-14)

**Made 11 straight 3s:** Jordan Price (4-4 Gramb/4-4 Furman/3-3 Tennessee Tech (12-11, 15, 18-2012). Ties SEC record by Vandy's Kevin Anglin 1992

**Made 27 straight free throws:** Frankie Sullivan (27-of-27) to open 2009-10 season to set Auburn consecutive made record; 21 in 2012-13

**Led AU in points, rebounds, assists, steals:** Frankie Sullivan at Coll. Charleston (24 points, 5 rebounds, 2 assists, 2 steals), (11-16-12)

**Hit buzzer beater shot to win a game:** Reggie Sharp vs. Alabama, 3-pt FG, (72-69 in OT), (2-21-01)

**Played more than 40 minutes:** KT Harrell vs. Xavier, 44 minutes (12-20-14)

**AN AUBURN TEAM...**

**Defeated a ranked team:** vs. #11 LSU (3-7-09)

**Defeated a ranked team at home:** vs. #11 LSU (3-7-09)

**Defeated a ranked team on the road:** at #25 Alabama (2-24-07)

**Defeated a top-10 team:** vs. #8 Wake Forest (3-23-03 / NCAA Tournament)

**Defeated a top-10 team at home:** vs. #9 Alabama (1-18-03)

**Defeated a top-10 team on the road:** at #8 Arkansas (1-23-93)

**Won in Overtime:** vs. Xavier, 89-88 (2ot) (12-20-12)

**Lost in Overtime:** at Mississippi State, 74-71 (ot) (3-9-13)

**Won in Double Overtime:** vs. Xavier, 89-88 (2ot) (12-20-12)

**Lost in Double Overtime:** at Arkansas, 88-80 (2ot) (1-16-13)

**Played back-to-back Overtime Games:** v. Ole Miss, W 69-68 (2ot) (1-14-12) and at LSU, L 65-58 (ot) (1-17-12)

**Lost back-to-back Road Overtime Games:** at Arkansas, 82-79 (2-6-10) and at Mississippi State, 85-75 (2-13-10)

**Lost back-to-back Games in Final 5 Seconds:** at Alabama (0.3 sec), 51-49 (2-23-11) and vs. Arkansas (5.0 sec.), 57-55 (2-26-11)

**3 straight games decided on final possession:** at Alabama (0.3 sec), L, 51-49 (2-23-11), v. Arkansas (5.0 sec.), L, 57-55 (2-26-11), v. Ole Miss (OM chance to tie on last possession) W, 76-73 (3-2-11)

**Played at least three overtimes:** vs. Georgia, (3-1-79), (4ot) in SEC Tournament in Birmingham, Ala.

**Missed 23 straight FGs:** at Arkansas (1-25-11), last fga 1st half, 0-22 start 2nd

**Shot 70% for a half:** 74.1% (20-27) vs. Arkansas-Pine Bluff (12/30/13)

**Shot 70% for a half (SEC):** 72.7% (16-22) at Ole Miss (2-22-03)

**Shot 60% for a game:** 65.4% (34-52) vs. Arkansas-Pine Bluff (12/30/13)

**Shot 60% for a game (SEC):** 60.9% (28-46) vs. Arkansas (2-20-10)

**Shot less than 30% for game:** at Colorado (20-69, 29%) (11-17-14)

**Shot 100% from the free throw line:** v. Long Beach St. (6-6) (12-23-11)

**Shot less than 15% from free throw line:** v. Florida (1-8, 12.5%) (1-20-11)

**Shot 60% from 3-point line:** v. Ark.-Pine Bluff (9-15, 60.0%) (11-28-11)

**Shot less than 30% in half:** 22.2% (6-27) at Florida (1st) (1-15-15)

**Shot less than 20% in half:** 18.2% (6-33) at Colorado (2nd) (11-17-14)

**Shot less than 10% in a half:** 8.3% (2-24) vs. LSU (1st half), (1-8-11)

**Shot 55% or better and lost:** at Tennessee (56.1%, 32-57) (2-15-06)

**Attempted 50 free throws:** 52 att. Vanderbilt, (2-6-54)

**Attempted 43 free throws:** 43 att. vs. North Florida, (12-17-11)

**8 NCAA TOURNAMENTS:**

1984, 1985, 1986, 1987, 1988, 1999, 2000, 2003

**2 SEC CHAMPIONSHIPS:**

1960, 1999

**2014-15 AUBURN BASKETBALL GAME NOTES****The Last Time...**

**Attempted 40 free throws:** 41 att. vs. Florida State, (1-2-13)  
**Att. at least 30 free throws in half:** Milwaukee (24-of-32,2nd) (11-14-14)  
**Made 30 free throws:** 37 vs. Mississippi State, 41 att. (2-15-14)  
**Made 30 free throws (SEC):** 37 vs. Mississippi State, 41 att. (2-15-14)  
**Made 30 free throws (SECT):** v.Fla.(32) 44 fta.(3-10-00),SEC Tour. in Atlanta  
**Made at least 10 3-point field goals:** vs. Missouri (10-19) (1-10-15)  
**Failed to make 3-pt field goal:** vs. Kentucky (0-15) (1-19-13); at Ole Miss (0-14) (3-1-97) & vs. Florida (0-6) (1-31-87, AU won)  
**Had at least 50 rebounds:** vs. Florida A&M (56 rebounds) (1-4-14)  
**Had less than 20 rebounds:** vs. Presbyterian (19 reb.) (12-18-10)  
**Had 25 assists:** vs. Tennessee State (26 assists) (12-19-06)  
**Had at least 15 steals:** vs. Georgia Southern (16 steals) (12-29-10)  
**Had at least 10 blocks:** vs. Florida A&M (10 Blocks) (1-4-14)  
**Had at least 17 blocks:** vs. Nicholls State (17 Blocks) (11-25-11)  
**Had at least 27 lead changes:** at Arkansas (27 l.c.,13 ties) (1-16-13)  
**Scored 50 points in a half:** vs. North Alabama (50 points, 2nd) (1-3-15)  
**Scored 50 points in a half (SEC):** vs. Mississippi State (52 points, 2nd) (2-15-14)  
**Scored 60 points in a half:** vs. Louisiana (60 points, 2nd) (11-21-14)  
**Scored 60 points in a half (SEC):** at Tennessee (64 points) (2-15-06)  
**Scored 70 points in a half:** vs. Troy State (73 points, 2nd) (12-9-93)  
**Scored 100 points (SEC):** vs. Alabama (102 points) (2-13-99)  
**Scored 100 points (Non-Conf):** vs. Louisiana (105 points) (11-21-14)  
**Scored under 20 points in 1st half:** at Vanderbilt (19 points) (1-6-15)  
**Scored under 20 points in 2nd half:** vs. Tulsa (14 pts) (11-24-14)  
**Scored under 10 points in a half:** vs. LSU (6 points, 1st half)(1-8-11)  
**Scored 35 or under points in a game:** vs. Tulsa (35 pts) (11-24-14)  
**Scored under 50 points in game:** at Texas Tech (12-3-14)  
**Scored under 50 points in game (SEC):** at Alabama (43 pts)(2-26-13)  
**Biggest comebacks to win:** 22 pts at half, AU 82, #13 Louisville 78, Puerto Rico Shootout Championship game (11-26-95); 20 pts w/2:01 left in 1st, AU 76, Ole Miss 73(3-2-11);19 pts w/10:43 left, #14 AU 73, at LSU 70 (1-9-99); 19 pts with 11:01 left and 14 pts with 5:00 left, at AU 65, Miss. St. 62 (2-12-14)

**OPPONENT INDIVIDUALS...**

**Scored at least 30 points:** Jalan West (30),Northwestern State (11-15-13)  
**Scored at least 30 pts (SEC):** Dundreous Nelson (30), Ole Miss, (3-2-11)  
**Scored at least 35 points:** Tasmin Mitchell (38), at LSU, (1-20-10)  
**Scored at least 40 points:** Hersey Hawkins, Bradley, (44 points), (3-17-88), in NCAA Tournament in Atlanta, Ga.  
**Totaled at least 20 points and 20 rebounds:** Louis Amundson, UNLV (22 points and 22 rebounds), (12-12-04)  
**Two players with 20 points:** Jalan West (30 points) and Gary Stewart (23 points) vs. Northwestern State (11-15-13)  
**Three players with 20 points:** Odarte Blankson (22 points), Louis Amundson (22 points), Jerel Blassingame (20 points), UNLV, (12-12-04)  
**Only one player scored in double figures:** Trevor Releford (15 points), Alabama (1-30-14)  
**Zero players scored in double figures:** Florida A&M (1-4-14)  
**Five players scored in double figures:** Brian Williams (18), Jay Wright (11), Johnathan Stove (11), Bryce Washington (11), Xavian Rimmer (10), vs. Louisiana (11-21-14)  
**Five players scored in double figures (SEC):** Jarnell Stokes (20), Antonio Barton (14), Jeronne Maymon (13), Jordan McRae (13) and Josh Richardson (10) vs. Tennessee (3-5-14)  
**Six players scored in double figures:** Chris Lofton (25 points), JaJuan Smith (19 points), C.J. Watson (18 points), Andre Patterson (15 points), Major Wingate (12 points), & Stanley Asumnu (10 points), at Tennessee, (2-15-06)  
**Double-Double:** James Siakam (14 pts, 10 reb), at Vanderbilt (1-6-15)  
**Double-Double with points and assists:** Herman Favors, (10 points, 11 assists), Georgia State, (12-22-03)  
**Two players had a double-double:** Johnny O'Bryant III (19 pts, 10 rebs) and Jordan Mickey (14 pts, 10 rebs) at LSU (2-8-14)  
**Triple-Double:** Never  
**Had 15 rebounds:** Dustin Hogue (16 reb), at #17 Iowa State (12-2-13)  
**Had 20 rebounds:** Murphy Holloway, at Ole Miss, (20 reb), (2-24-10)  
**Had 10 assists:** Scottie Wilbekin, #7 Florida, (10 assists), (2-16-13)  
**Had 5 blocked shots:** Aaron Jones, Ole Miss (5 blk) (1-9-14)  
**Had 5 steals:** Will Yeguete, Florida (5 steals) (1-18-14)

**OPPONENT TEAM...**

**Shot less than 30% in a game:** Florida A&M (21.9%, 14-64) (1-4-14)  
**Shot less than 30% in a game (SEC):** Alabama (28.6%,14-49) (2-6-13)  
**Shot less than 15% in a half:** at Arkansas (14.8%, 4-27) (1-25-12)  
**Shot 60% in a game:** vs. Illinois, 61.5% (12/8/13)  
**Shot 60% in a game (SEC):** at #22 Mississippi State, 60.4% (2-4-12)  
**Shot 69% 3fgs in a game:** vs. UTEP in Honolulu, 69.2% (9-13)(12-25-11)  
**Shot 60% 3fgs in a game:** at #22 Miss. State, 63.2% (12-19),(2-4-12)  
**Shot 55% or better and lost:** Tennessee State 56.5% (26-46) (11-26-13)  
**Shot 55% or better and lost (SEC):** Tennessee 59.2% (29-49) (2-7-09)  
**Shot 30% or less and won (SEC):** Alabama 26.2% (11-42) (2-23-11)  
**Scored 100 points:** Northwestern State (111 points), (11-15-13)  
**Scored 60 points in a half:** at Ole Miss (63 points in 2nd half), (2-15-06)  
**Scored 70 points in a half:** Northwestern State (72 pts in 2nd half), (11-15-13)  
**Scored 15 points or under in a 1st half:** Grambling (15 pts) (12-11-12)  
**Scored 15 points or under in a 1st half (SEC):** Georgia (15 pts) (2-1-12)  
**Scored 15 points or under in a 2nd half (SEC):** Alabama (14 pts) (2-6-13)  
**Scored under 13 points in a 2nd half:** Alabama A&M (12 points) (12-29-08)  
**Scored under 40 points in a game:** Alabama (37 points) (2-6-13)  
**Scored under 50 points in a game (SEC):** Florida (45 points) (1-20-11)  
**Had 50 rebounds:** at Tennessee (53 rebounds) (1-28-12)  
**Had +20 rebound margin:** +20 (47-27), at Vanderbilt (1-6-15)  
**Had 25 assists:** Vanderbilt (27 assists) in SEC Tour. Atlanta (3-13-08)  
**Had 15 steals:** at Alabama A&M (15 steals) (12-1-09)  
**Had 10 blocks:** at Florida State (10 blocks) (1-4-12)  
**Failed to make a 3-point field goal:** Dayton (0-24) in Chicago Invitational in Hoffmann Estates, Ill. (11-28-08) • set NCAA Record  
**Attempted 40 free throws:** vs. #12 Illinois (40 attempts), (12-29-12)  
**Attempted 40 free throws (SEC):** Kentucky (40 attempts), (2-12-14)  
**Attempted less than 10 free throws:** Illinois (5-5) (12/8/13)  
**Made 30 free throws:** Mississippi State (31) 43 fta. (1-22-14)  
**Attempted at least 30 free throws in a half:** at LSU (26-36 - 2nd Half) (2-8-14)  
**Made at least 18 3-point field goals:** Samford (18-of-33) (11-19-10)  
**Made at least 10 3-point fgs:** South Carolina (11-of-15) (3-12-14)



# 2014-15 AUBURN BASKETBALL GAME NOTES

**8 NCAA TOURNAMENTS:**  
1984, 1985, 1986, 1987, 1988, 1999, 2000, 2003  
**2 SEC CHAMPIONSHIPS:**  
1960, 1999

**Official Basketball Box Score -- Game Totals -- Final Statistics**  
**Milwaukee vs Auburn**  
11/14/14 9:07 p.m. at Auburn Arena -- Auburn, Ala.

**Milwaukee 73 • 0-1**

#	Player	Total			3-Ptr			Rebounds			PF	TP	A	TO	Blk	Stl	Min
		FG-FGA	FG-FGA	FT-FTA	FG-FGA	FG-FGA	FT-FTA	Off	Def	Tot							
23	Panoske, J.J.	f	2-2	1-1	0-0	0	3	3	5	5	1	1	1	1	1	27	
31	Tiby, Matt	f	3-9	2-5	0-2	1	3	4	5	8	3	3	1	0	0	20	
02	Springs, Akeem	g	9-20	0-7	3-4	2	5	7	4	21	3	2	0	0	0	38	
25	McWhorter, Steve	g	2-4	0-0	2-2	0	3	3	5	6	1	1	1	0	0	17	
30	Lyle, JR	g	4-6	2-3	0-1	1	0	1	4	10	2	1	0	3	29		
05	Wichmann, Cody	g	2-5	1-4	1-1	1	2	3	1	6	0	0	0	1	16		
13	Jordan, Justin	g	5-7	1-1	0-0	0	3	3	1	11	3	2	0	1	23		
15	White, Trinson	g	0-2	0-0	0-2	0	0	0	0	0	0	0	0	1	9		
50	Prahl, Brett	g	3-4	0-0	0-0	2	4	6	3	6	0	2	2	0	18		
52	Prahl, Alex	g	0-0	0-0	0-2	0	0	0	0	0	0	0	0	0	3		
	Team					2	0	2									
	Totals		30-59	7-21	6-14	9	23	32	28	73	13	12	5	7	200		

FG % 1st Half: 14-31 45.2% 2nd half: 16-28 57.1% Game: 30-59 50.8%  
 3FG % 1st Half: 4-9 44.4% 2nd half: 3-12 25.0% Game: 7-21 33.3%  
 FT % 1st Half: 0-2 0.0% 2nd half: 6-12 50.0% Game: 6-14 42.9%

**Auburn 83 • 1-0**

#	Player	Total			3-Ptr			Rebounds			PF	TP	A	TO	Blk	Stl	Min
		FG-FGA	FG-FGA	FT-FTA	FG-FGA	FG-FGA	FT-FTA	Off	Def	Tot							
05	Bowers, Cinmeon	f	6-12	0-1	6-11	6	11	17	1	18	1	1	0	0	0	32	
25	Granger, Jordon	f	3-3	2-2	0-0	0	3	3	3	8	2	3	1	0	0	28	
01	Harrell, KT	g	5-11	2-3	8-9	0	3	3	2	20	0	4	0	3	32		
13	Shamsid-Deen, Tahj	g	1-3	0-2	0-0	0	0	0	1	2	1	1	0	1	15		
14	Mason, Antoine	g	5-14	1-3	8-13	0	1	1	1	19	1	1	0	1	30		
00	Canada, Malcolm	g	0-2	0-0	0-0	0	2	2	3	0	1	0	0	0	13		
12	Ross-Miller, KC	g	3-5	1-1	6-6	0	2	2	1	13	3	2	0	1	23		
23	Lang, TJ	g	1-1	1-1	0-0	0	0	0	1	3	0	0	0	0	7		
24	Purchase, Jack	g	0-1	0-1	0-0	0	1	1	2	0	0	0	0	0	12		
31	Waddell, Devin	g	0-0	0-0	0-0	0	0	0	2	0	0	0	0	0	8		
	Team					5	1	6									
	Totals		24-52	7-14	28-39	11	24	35	17	83	9	12	1	6	200		

FG % 1st Half: 11-28 39.3% 2nd half: 13-24 54.2% Game: 24-52 46.2%  
 3FG % 1st Half: 3-9 33.3% 2nd half: 4-5 80.0% Game: 7-14 50.0%  
 FT % 1st Half: 4-7 57.1% 2nd half: 24-32 75.0% Game: 28-39 71.8%

Officials: Doug Shows, Rick Hartzell, Garrick Shannon  
 Technical fouls: Milwaukee-Tiby, Matt. Auburn-None.  
 Attendance: 8114

Score by periods	1st	2nd	Total
Milwaukee	32	41	73
Auburn	29	54	83

Auburn rallied in the final 10 minutes of the game to defeat Milwaukee, 83-73, on Friday night in Auburn Arena. Auburn outscored Milwaukee 40-18 in the final 10 minutes of the second half, giving head coach Bruce Pearl the first win of his Auburn career.

Junior Cinmeon Bowers posted a double-double in his Auburn debut, scoring 18 points while grabbing 17 rebounds. The Racine, Wis., native became the first Auburn player to corral at least 15 rebounds in a game since Rob Chubb grabbed 15 against IPFW on November 9, 2012.

Senior KT Harrell scored 18 second half points to finish with 20. Antoine Mason added 19 points to go along with K.C. Ross-Miller's 13 points and a team-high three assists. The Tigers shot 24-of-32 from the free throw line in the second half and out-rebounded the Panthers, 35-32.

**Official Basketball Box Score -- Game Totals -- Final Statistics**  
**Auburn vs Colorado**  
11/17/14 11:05 p.m. at Boulder, Colo. (Coors Events Center)

**Auburn 59 • 1-1**

#	Player	Total			3-Ptr			Rebounds			PF	TP	A	TO	Blk	Stl	Min
		FG-FGA	FG-FGA	FT-FTA	FG-FGA	FG-FGA	FT-FTA	Off	Def	Tot							
05	Bowers, Cinmeon	f	5-13	0-1	1-4	6	7	13	4	11	1	2	0	1	30		
25	Granger, Jordon	f	0-5	0-2	0-0	3	2	5	3	0	2	1	0	0	20		
01	Harrell, KT	g	5-17	3-11	7-7	0	0	0	3	20	0	2	0	0	35		
12	Ross-Miller, K.C.	g	5-14	0-2	1-1	0	3	3	3	11	1	1	0	1	26		
13	Shamsid-Deen, Tahj	g	1-8	0-4	0-1	0	0	0	1	2	2	1	0	2	22		
00	Canada, Malcolm	g	2-6	0-1	2-2	2	0	2	2	6	1	2	0	1	18		
23	Lang, TJ	g	0-0	0-0	3-5	0	1	1	1	3	0	0	0	0	18		
24	Purchase, Jack	g	1-5	1-5	0-0	0	1	1	3	3	0	0	0	1	18		
31	Waddell, Devin	g	1-1	1-1	0-0	0	2	2	2	3	0	0	1	0	11		
42	Stockton, Cole	g	0-0	0-0	0-0	0	0	0	1	0	0	0	0	0	2		
	Team					4	0	4									
	Totals		20-69	5-27	14-20	15	16	31	23	59	7	9	1	6	200		

FG % 1st Half: 14-36 38.9% 2nd half: 6-33 18.2% Game: 20-69 29.0%  
 3FG % 1st Half: 4-12 33.3% 2nd half: 1-15 6.7% Game: 5-27 18.5%  
 FT % 1st Half: 2-2 100.0% 2nd half: 12-18 66.7% Game: 14-20 70.0%

**Colorado 90 • 2-0**

#	Player	Total			3-Ptr			Rebounds			PF	TP	A	TO	Blk	Stl	Min
		FG-FGA	FG-FGA	FT-FTA	FG-FGA	FG-FGA	FT-FTA	Off	Def	Tot							
01	Gordon, Wesley	f	8-11	0-0	0-0	5	7	12	1	16	1	0	1	0	28		
02	Johnson, Xavier	f	5-10	1-3	6-9	0	5	5	1	17	2	0	1	1	28		
40	Scott, Josh	f	4-6	0-0	9-10	2	7	9	2	17	3	0	3	1	30		
00	Booker, Askia	g	3-8	1-3	2-3	1	3	4	2	9	2	2	0	2	23		
03	Talton, Xavier	g	2-4	1-2	1-2	0	5	5	2	6	4	2	1	1	28		
05	Stalzer, Eli	g	1-1	0-0	0-0	0	0	0	1	2	0	0	0	0	4		
13	Fletcher, Tre'Shaun	g	3-5	1-2	0-0	0	5	5	2	7	0	2	0	0	15		
13	Thomas, Dustin	g	1-2	0-1	3-3	0	1	1	5	5	0	3	0	0	11		
14	Miller, Tory	g	2-2	0-0	0-0	0	1	1	2	4	1	1	0	0	6		
22	Brady, Brett	g	0-0	0-0	0-0	0	0	0	0	0	0	0	0	0	2		
23	Hopkins, Jaron	g	2-4	1-3	2-2	0	2	2	1	7	2	2	0	1	24		
33	Repine, Josh	g	0-0	0-0	0-0	0	0	0	1	0	0	0	0	0	1		
35	Bates, Geoff	g	0-0	0-0	0-0	0	0	0	0	0	0	0	0	0	0+		
	Team					1	1	2									
	Totals		31-53	5-14	23-29	9	37	46	20	90	15	12	6	6	200		

FG % 1st Half: 14-27 51.9% 2nd half: 17-26 65.4% Game: 31-53 58.5%  
 3FG % 1st Half: 4-11 36.4% 2nd half: 1-3 33.3% Game: 5-14 35.7%  
 FT % 1st Half: 6-9 66.7% 2nd half: 17-20 85.0% Game: 23-29 79.3%

Officials: Mike Reed, Kevin Brill, Deron White  
 Technical fouls: Auburn-None. Colorado-Miller, Tory.  
 Attendance: 9834  
 CU F Dustin Thomas Fouled Out With 20.5 Remaining In 2nd Half

Score by periods	1st	2nd	Total
Auburn	34	25	59
Colorado	38	52	90

Auburn trailed by just four at the half but ran out of gas in the second period, falling to Colorado, 90-59, in Boulder, in the third game of the ESPN College Hoops Tip-Off Marathon.

Tipoff at 11 p.m. local time (midnight in Auburn) and playing without starter Antoine Mason, Auburn shot 38.9 percent from the floor in the first half and was then held to 18.2 percent in the second to fall to 1-1 on the season. Colorado shot 51.9 percent in the first half and 65.4 percent in the second as it moved to 2-0 on the season.

KT Harrell scored a game-high 20 points, the second straight game he has gone for 20, while Cinmeon Bowers had a second consecutive double-double with 11 points and 13 rebounds.

Colorado had three players in double figures. Forwards Josh Scott and Xavier Johnson each went for 17 points while forward Wesley Gordon scored 16 points and pulled down 12 rebounds.

Colorado won the battle of the boards convincingly, 46-31, and recorded six blocks to just one for Auburn.



Official Basketball Box Score -- Game Totals -- Final Statistics

Louisiana vs Auburn

11/21/14 8:00 p.m. at Auburn Arena -- Auburn, Ala.



Louisiana 80 • 1-2

#	Player	Total		3-Ptr		Rebounds			PF	TP	A	TO	Blk	Stl	Min
		FG-FGA	FG-FGA	FT-FTA	Off	Def	Tot								
00	Walker, Devonta	r	1-2	0-0	2-3	0	4	4	2	4	1	5	0	1	15
31	Williams, Brian	r	7-10	0-1	4-4	2	5	7	3	18	2	4	0	0	26
21	Long, Shawn	c	3-7	0-1	0-1	0	2	2	3	6	1	0	0	0	23
03	Rimmer, Xavian	g	2-3	1-2	5-7	0	0	0	2	10	1	2	0	0	15
23	Williams, Tiremone	g	0-0	0-0	0-0	1	0	1	1	0	2	2	0	1	15
01	Wright, Jay		3-8	1-5	4-7	1	1	2	3	11	2	1	0	0	17
04	Wronkoski, Steven		0-1	0-1	3-4	2	1	3	0	3	1	2	0	0	14
05	Shepherd, Kasey		3-7	0-1	0-0	2	0	2	1	6	0	0	0	2	13
13	Register, Hayward		0-1	0-1	0-0	0	1	1	0	0	0	0	0	0	8
22	Stove, Johathan		4-7	1-2	2-2	0	3	3	3	11	1	2	1	0	21
32	Washington, Bryce		5-7	0-0	1-2	2	2	4	4	11	2	2	0	1	19
33	Kande, Vieux		0-0	0-0	0-0	0	0	0	0	0	0	0	0	0	4
44	Davenport, JJ		0-2	0-1	0-0	0	1	1	0	0	0	0	0	0	10
	Team					0	1	1							
	Totals		28-55	3-15	21-30	10	21	31	22	80	13	20	1	5	200

FG % 1st Half: 14-31 45.2% 2nd half: 14-24 58.3% Game: 28-55 50.9%  
3FG % 1st Half: 2-11 18.2% 2nd half: 1-4 25.0% Game: 3-15 20.0%  
FT % 1st Half: 8-10 80.0% 2nd half: 13-20 65.0% Game: 21-30 70.0%

Auburn 105 • 2-1

#	Player	Total		3-Ptr		Rebounds			PF	TP	A	TO	Blk	Stl	Min
		FG-FGA	FG-FGA	FT-FTA	Off	Def	Tot								
05	Bowers, Cinmeon	r	7-13	1-1	5-10	5	7	12	2	20	1	2	0	1	32
25	Granger, Jordan	r	4-5	2-3	4-4	0	6	6	2	14	1	0	1	1	30
01	Harrell, KT	g	10-15	1-4	3-4	3	1	4	1	24	2	1	0	2	32
12	Ross-Miller, KC	g	2-3	0-1	4-4	0	1	1	4	8	3	3	0	2	16
13	Shamsid-Deen, Tahj	g	7-16	5-10	2-2	0	0	0	2	21	3	2	0	2	33
00	Canada, Malcolm		3-8	0-2	4-5	1	1	2	4	10	6	1	1	2	23
03	Kelm, Patrick		0-0	0-0	0-0	0	0	0	0	0	0	0	0	0	1
22	Holmes, C.J.		1-1	1-1	0-0	0	0	0	0	3	0	0	0	0	1
23	Lang, TJ		1-2	1-2	0-0	0	0	0	4	3	1	1	0	0	13
24	Purchase, Jack		0-2	0-2	0-0	0	1	1	4	0	2	0	0	0	10
31	Waddell, Devin		1-1	0-0	0-0	0	1	1	1	2	0	0	0	0	8
42	Stockton, Cole		0-0	0-0	0-0	0	0	0	0	0	0	0	0	0	1
	Team					3	6	9							
	Totals		36-66	11-26	22-29	12	24	36	24	105	19	10	2	10	200

FG % 1st Half: 16-37 43.2% 2nd half: 20-29 69.0% Game: 36-66 54.5%  
3FG % 1st Half: 4-15 26.7% 2nd half: 7-11 63.6% Game: 11-26 42.3%  
FT % 1st Half: 9-12 75.0% 2nd half: 13-17 76.5% Game: 22-29 75.9%

Officials: Mike Nance, Mike Thibodeaux, Olandis Poole  
Technical fouls: Louisiana-None. Auburn-None.  
Attendance: 8120

Score by periods	1st	2nd	Total
Louisiana	38	42	80
Auburn	45	60	105

Last FG - UL 2nd-00:02, AU 2nd-00:15.  
Largest lead - UL by 2 1st-19:08, AU by 27 2nd-05:43.  
UL led for 01:02, AU led for 36:03, Game was tied for 02:54.

Auburn topped the 100-point mark for the first time since 2003 in cruising to a 105-80 victory over Louisiana in the final on-campus game of the MGM Grand Main Event.

Auburn received career-highs in points from Tahj Shamsid-Deen (21), Cinmeon Bowers (20) and Jordan Granger (14) and a career-high tying 10 from Malcolm Canada in moving to 2-1 on the season. Canada also dished out a career-high six assists.

KT Harrell scored over 20 points for the third straight game, finishing with 24, while Shamsid-Deen went 5-for-10 from 3-point range after going a combined 0-for-6 over the first two games.

Auburn scored 60 second-half points, hitting 18 of its last 20 shots and each of its last 11.

Official Basketball Box Score -- Game Totals -- Final Statistics

Tulsa vs Auburn

11/24/14 8:00 PM at MGM GRAND GARDEN ARENA (LAS VEGAS, NV)

Tulsa 53 • 3-1

#	Player	Total		3-Ptr		Rebounds			PF	TP	A	TO	Blk	Stl	Min
		FG-FGA	FG-FGA	FT-FTA	Off	Def	Tot								
01	SMITH, Rashad	f	5-10	1-3	1-2	1	7	8	3	12	2	2	1	3	32
40	WRIGHT, D'Andre	f	1-7	0-2	1-2	0	2	2	2	3	1	1	0	1	36
03	HARRISON, Shaquille	g	4-5	1-1	0-0	0	4	4	2	9	2	5	2	2	34
05	RAY, Rashad	g	4-8	3-4	2-4	1	4	5	1	13	4	1	0	3	36
10	WOODARD, James	g	5-8	4-7	2-3	0	1	1	4	16	1	2	0	1	25
15	CURTIS, Marquel	g	0-2	0-0	0-0	1	3	4	0	0	2	5	0	0	22
23	REPICHOWSKI, Stevie	g	0-0	0-0	0-0	0	0	0	0	0	0	0	0	0	4
35	DEW, Keondre	g	0-0	0-0	0-0	0	0	0	0	0	1	0	2	0	5
44	SWANNEGAN, Brandon	g	0-0	0-0	0-0	1	2	3	4	0	0	2	0	0	6
	Team					0	2	2							
	Totals		19-40	9-17	6-11	4	25	29	17	53	12	20	3	10	200

FG % 1st Half: 9-19 47.4% 2nd half: 10-21 47.6% Game: 19-40 47.5%  
3FG % 1st Half: 6-10 60.0% 2nd half: 3-7 42.9% Game: 9-17 52.9%  
FT % 1st Half: 4-9 44.4% 2nd half: 2-2 100.0% Game: 6-11 54.5%

Auburn 53 • 2-2

#	Player	Total		3-Ptr		Rebounds			PF	TP	A	TO	Blk	Stl	Min
		FG-FGA	FG-FGA	FT-FTA	Off	Def	Tot								
05	Bowers, Cinmeon	r	7-15	0-1	3-4	6	9	15	1	17	1	4	0	1	32
25	Granger, Jordan	r	1-3	0-2	0-0	2	1	3	3	2	0	3	1	0	21
01	Harrell, KT	g	1-7	0-5	0-2	0	3	3	2	1	5	0	0	26	
12	Ross-Miller, K.C.	g	0-3	0-2	0-0	0	0	0	4	0	2	5	0	0	17
13	Shamsid-Deen, Tahj	g	2-6	1-4	0-0	0	2	2	2	5	0	2	0	1	33
00	Canada, Malcolm		3-7	0-1	0-0	0	2	2	3	6	1	4	0	2	23
23	Lang, TJ		0-2	0-2	0-0	0	1	1	1	0	0	0	0	1	16
24	Purchase, Jack		1-2	1-2	0-0	1	0	1	1	3	1	0	0	0	19
31	Waddell, Devin		0-0	0-0	0-0	0	0	0	0	0	0	0	0	0	8
42	Stockton, Cole		0-3	0-3	0-0	0	1	1	0	0	0	0	0	0	5
	Team					1	1	2							
	Totals		15-48	2-22	3-6	10	20	30	18	35	6	23	1	5	200

FG % 1st Half: 9-26 34.6% 2nd half: 6-22 27.3% Game: 15-48 31.3%  
3FG % 1st Half: 1-11 9.1% 2nd half: 1-11 9.1% Game: 2-22 9.1%  
FT % 1st Half: 2-4 50.0% 2nd half: 1-2 50.0% Game: 3-6 50.0%

Officials: TOM O'NEILL, KIPP KISSINGER, TERRY OGLESBY  
Technical fouls: Tulsa-None. Auburn-None.  
Attendance: 1507

Score by periods	1st	2nd	Total
Tulsa	28	25	53
Auburn	21	14	35

Auburn was held to a season-low 35 points in a 53-35 loss to Tulsa in the Heavyweight Bracket of the MGM Grand Main Event in Las Vegas.

Junior Cinmeon Bowers had a fourth-straight double-double with 17 points and 15 rebounds but got little help from his teammates, which scored a combined 18 points.

Bowers' fourth straight double-double marks the first time an Auburn player has done that since Jeff Moore closed the 1987-88 season with five straight double-doubles.

Auburn suffered two different 7-minute scoring droughts, scoring its last points of the first half with 7:01 to go and then enduring a similar drought from the 10:30 mark until there was just under 3:30 left in the second half.

The loss dropped Auburn to 2-2 on the season and put it in the Consolation Game against Oregon State.



# 2014-15 AUBURN BASKETBALL GAME NOTES

8 NCAA TOURNAMENTS:  
1984, 1985, 1986, 1987, 1988, 1999, 2000, 2003  
2 SEC CHAMPIONSHIPS:  
1960, 1999

Official Basketball Box Score -- Game Totals -- Final Statistics  
Auburn vs Oregon State  
11/26/14 6:00 PM at MGM GRAND GARDEN ARENA (LAS VEGAS, NV)

### Auburn 71 • 3-2

#	Player	Total			3-Ptr			Rebounds			PF	TP	A	TO	Blk	Stl	Min
		FG-FGA	FG-FGA	FT-FTA	FG-FGA	FG-FGA	FT-FTA	Off	Def	Tot							
05	Bowers, Cinmeon	f	3-6	0-0	4-6	0	8	8	4	10	0	4	1	0	29		
25	Granger, Jordan	f	1-2	0-0	0-2	0	2	2	4	2	0	0	0	0	23		
01	Harrell, KT	g	7-13	2-6	4-6	0	0	0	2	20	0	2	0	1	24		
12	Ross-Miller, K.C.	g	2-4	0-0	7-8	2	2	4	1	11	2	4	0	5	32		
13	Shamsid-Deen, Tahj	g	3-7	1-4	4-6	1	1	2	3	11	1	2	0	0	34		
00	Canada, Malcolm	g	3-3	2-2	3-4	0	1	1	2	11	2	1	0	0	23		
23	Lang, TJ	g	1-2	1-2	0-0	1	1	2	3	0	1	0	0	0	7		
24	Purchase, Jack	g	1-3	1-3	0-0	0	2	2	1	3	0	2	0	0	15		
31	Waddell, Devin	g	0-0	0-0	0-0	0	2	2	1	0	0	0	0	0	11		
42	Stockton, Cole	g	0-0	0-0	0-0	0	0	0	0	0	0	0	0	0	2		
Team																	
Totals			21-40	7-17	22-32	4	20	24	20	71	5	16	1	8	200		
FG % 1st Half:		13-22	59.1%	2nd half:	8-18	44.4%	Game:		21-40	52.5%	Deadball						
3FG % 1st Half:		5-11	45.5%	2nd half:	2-6	33.3%	Game:		7-17	41.2%	Rebounds						
FT % 1st Half:		10-15	66.7%	2nd half:	12-17	70.6%	Game:		22-32	68.8%	5						

### Oregon State 69 • 3-2

#	Player	Total			3-Ptr			Rebounds			PF	TP	A	TO	Blk	Stl	Min
		FG-FGA	FG-FGA	FT-FTA	FG-FGA	FG-FGA	FT-FTA	Off	Def	Tot							
30	Schaftenaar, Olaf	f	5-11	1-5	2-2	1	2	3	4	13	3	3	0	0	31		
05	N'diaye, Cheikh	c	1-1	0-0	0-0	1	0	1	0	2	0	0	0	0	3		
01	PaytonII, Gary	g	8-11	2-4	2-3	3	9	12	3	20	3	1	1	1	38		
11	Muvviver, Malcolm	g	4-10	2-3	2-5	1	0	1	3	12	3	0	0	2	36		
13	Morris-Walker, Langs	g	3-10	1-6	3-4	2	2	4	10	1	6	1	0	2	36		
04	Robbins, Victor	g	1-4	0-0	1-2	0	3	3	2	3	1	1	0	2	21		
14	Gomis, Daniel	g	2-2	0-0	0-0	0	1	1	2	4	3	1	2	0	20		
32	Reid, Jarmal	g	2-2	0-0	1-1	0	1	1	5	5	0	3	0	0	7		
51	Livesay, Dylan	g	0-1	0-1	0-0	0	0	0	0	0	0	0	0	0	0+		
52	Dahlen, Matt	g	0-0	0-0	0-0	1	2	3	0	0	0	0	0	0	8		
Team																	
Totals			26-52	6-19	11-17	10	20	30	25	69	14	15	4	7	200		
FG % 1st Half:		14-28	50.0%	2nd half:	12-24	50.0%	Game:		26-52	50.0%	Deadball						
3FG % 1st Half:		3-12	25.0%	2nd half:	3-7	42.9%	Game:		6-19	31.6%	Rebounds						
FT % 1st Half:		4-6	66.7%	2nd half:	7-11	63.6%	Game:		11-17	64.7%	2						

Officials: STEVE OLSON, PATRICK ADAMS, RICK CRAWFORD  
Technical fouls: Auburn-None. Oregon State-None.  
Attendance:

Score by periods	1st	2nd	Total
Auburn	41	30	71
Oregon State	35	34	69

Auburn drew three charges in the final 5:21 of the second half and took the lead for good with 3:34 remaining as it closed out the MGM Grand Main Event with a 71-69 win over Oregon State. KT Harrell had his fourth 20-point game of the season as Auburn improved to 3-2 on the season.

Auburn led 41-35 at the half behind 9 points from Malcolm Canada and 8 from Tahj Shamsid-Deen. Harrell and Cinmeon Bowers then went to work in the second half with Harrell scoring 14 of his points and Bowers scoring 5 points and pulling down 6 rebounds in the second period en route to a 10-point, 8-rebound night.

Five different players scored in double figures for Auburn as Canada (11), Shamsid-Deen (11) and K.C. Ross-Miller (11) joined Harrell and Bowers.

Auburn shot 52.5 percent for the game, including 41.2 percent from 3-point range while Oregon State shot 50 percent from the floor and 31.6 percent from beyond the arc.

Bowers had his streak of four-straight double-doubles to open the season snapped.

Oregon State dropped to 3-2 with the loss.

Official Basketball Box Score -- Game Totals -- Final Statistics  
Auburn vs Texas Tech  
12/03/14 8:05 PM at Lubbock, TX (United Supermarkets Arena)

### Auburn 44 • 3-3

#	Player	Total			3-Ptr			Rebounds			PF	TP	A	TO	Blk	Stl	Min
		FG-FGA	FG-FGA	FT-FTA	FG-FGA	FG-FGA	FT-FTA	Off	Def	Tot							
01	Harrell, KT	*	6-15	3-9	2-4	0	3	3	2	17	2	4	0	1	36		
05	Bowers, Cinmeon	*	2-6	0-0	0-2	3	5	8	2	4	1	2	1	0	21		
12	Ross-Miller, K.C.	*	1-6	0-3	1-2	0	2	2	3	3	1	3	0	4	24		
13	Shamsid-Deen, Tahj	*	2-7	0-2	1-2	0	2	2	4	5	1	1	0	1	27		
25	Granger, Jordan	*	2-4	2-2	0-0	3	2	5	3	6	1	0	0	0	25		
00	Canada, Malcolm	*	1-3	0-1	0-0	1	1	2	2	2	0	3	0	0	16		
23	Lang, TJ	*	2-4	1-2	0-0	1	1	2	3	5	1	1	0	0	17		
24	Purchase, Jack	*	0-1	0-0	0-0	1	1	2	3	0	1	0	0	0	15		
31	Waddell, Devin	*	1-1	0-0	0-1	0	2	2	4	2	0	0	0	0	19		
Team																	
Totals			17-47	6-19	4-11	10	19	29	26	44	8	15	1	6	200		
FG % 1st Half:		9-24	37.5%	2nd half:	8-23	34.8%	Game:		17-47	36.2%	Deadball						
3FG % 1st Half:		5-14	35.7%	2nd half:	1-5	20.0%	Game:		6-19	31.6%	Rebounds						
FT % 1st Half:		1-3	33.3%	2nd half:	3-8	37.5%	Game:		4-11	36.4%	3						

### Texas Tech 46 • 5-1

#	Player	Total			3-Ptr			Rebounds			PF	TP	A	TO	Blk	Stl	Min
		FG-FGA	FG-FGA	FT-FTA	FG-FGA	FG-FGA	FT-FTA	Off	Def	Tot							
00	Williams, Devaughtah	*	1-4	0-1	2-2	0	2	2	2	4	1	2	0	0	19		
03	Onwuasor, Randy	*	0-5	0-3	2-4	0	4	4	0	2	2	3	1	2	31		
11	Smith, Zach	*	1-2	0-0	0-2	1	6	7	0	2	0	1	2	0	30		
14	Turner, Robert	*	2-6	0-3	3-6	1	1	2	2	7	0	2	0	0	28		
32	Odiase, Norense	*	6-9	0-0	3-4	4	3	7	3	15	0	3	1	0	34		
01	Manderson, Isaiah	*	0-0	0-0	0-2	0	0	0	2	0	0	0	0	0	4		
05	Gray, Justin	*	1-3	0-0	0-0	0	3	3	2	2	0	0	1	3	16		
12	Evans, Keenan	*	1-1	0-0	0-0	0	1	1	0	2	0	2	0	1	5		
20	Gotcher, Toddrick	*	2-4	1-2	7-11	0	1	1	3	12	1	2	1	0	22		
35	Lammert, Clark	*	0-0	0-0	0-0	0	1	1	0	0	0	0	0	1	11		
Team																	
Totals			14-34	1-9	17-31	8	24	32	14	46	4	17	6	7	200		
FG % 1st Half:		7-18	38.9%	2nd half:	7-16	43.8%	Game:		14-34	41.2%	Deadball						
3FG % 1st Half:		1-6	16.7%	2nd half:	0-3	0.0%	Game:		1-9	11.1%	Rebounds						
FT % 1st Half:		8-16	50.0%	2nd half:	9-15	60.0%	Game:		17-31	54.8%	7						

Officials: Rick Hartzell, Patrick Adams, Kipp Kissinger  
Technical fouls: Auburn-None. Texas Tech-None.  
Attendance: 7040

Score by periods	1st	2nd	Total
Auburn	24	20	44
Texas Tech	23	23	46

Points	In Paint	Off T/O	2nd Chance	Fast Break	Bench
AU	16	13	9	0	9
TT	26	15	10	6	16

Score tied - 6 times.  
Largest lead - AU by 10 1st-07:31, TT by 6 2nd-08:34.

Devaughtah Williams hit a runner in the lane with 2.2 seconds left to give host Texas Tech a 46-44 win over Auburn in the SEC/Big 12 Challenge at United Supermarkets Arena in Lubbock.

Auburn fell to 3-3 with the loss while Texas Tech improved to 5-1.

KT Harrell tried to carry Auburn's offense, scoring a game-high 17 points and hitting three 3-pointers in the loss. Cinmeon Bowers was held to just four points but the SEC's rebounding leader did manage to grab eight rebounds in the loss.

Auburn held a 10-point lead, 20-10, with 7:37 left in the first half but saw Texas Tech cut the lead to a single point, 24-23, going into halftime.

Texas Tech then scored the first six points of the second half in a contest that would be tied six times and see the lead change four times.

Norense Odiase finished with 15 points and 7 rebounds for Texas Tech while Toddrick Gotcher had 12 points, including 7 from the free throw line.

Williams finished with 4 points, all in the final minute, as



**Official Basketball Box Score -- Game Totals -- Final Statistics**  
**Coastal Carolina vs Auburn**  
**12-05-14 8:06 p.m. at Auburn Arena -- Auburn, Ala.**

**Coastal Carolina 58 • 6-2**

#	Player	Total			3-Ptr			Rebounds			PF	TP	A	TO	Blk	Stl	Min
		FG	FGA	FT	FTA	FG	FGA	FT	FTA	Off							
21	Curtis, Tristian	f	1-3	0-0	0-0	3	2	5	4	2	0	2	1	0	0	26	
23	Diagne, Badou	f	3-7	1-2	0-0	4	5	9	4	7	0	3	0	2	28		
00	Gillis, Warren	q	6-13	2-3	1-1	0	2	2	1	15	1	1	0	1	35		
10	Wiggins, Shivaughn	g	3-11	0-3	5-8	0	2	2	3	11	4	3	0	1	38		
22	Wilson, Elijah	q	0-6	0-4	1-4	0	1	1	0	1	0	0	0	0	10		
03	Cameron, Josh	q	8-17	4-10	2-3	3	6	9	2	22	2	3	0	4	30		
12	Enanga, Michel	g	0-3	0-2	0-0	3	4	7	4	0	2	1	1	1	25		
30	Ray-St Cyr, Colton	g	0-1	0-1	0-0	1	1	2	1	0	0	0	0	1	7		
35	Freeman, Marcus	g	0-0	0-0	0-0	0	0	0	0	0	0	0	0	0	1		
	Team					2	2	4									
	Totals		21-61	7-25	9-16	16	25	41	19	58	9	13	2	10	200		

FG % 1st Half: 8-31 25.8% 2nd half: 13-30 43.3% Game: 21-61 34.4% Deadball Rebounds 6  
 3FG % 1st Half: 3-12 25.0% 2nd half: 4-13 30.8% Game: 7-25 28.0%  
 FT % 1st Half: 4-5 80.0% 2nd half: 5-11 45.5% Game: 9-16 56.3%

**Auburn 54 • 3-4**

#	Player	Total			3-Ptr			Rebounds			PF	TP	A	TO	Blk	Stl	Min
		FG	FGA	FT	FTA	FG	FGA	FT	FTA	Off							
05	Bowers, Cinmeon	f	0-5	0-1	1-4	1	4	5	2	1	0	2	0	0	0	28	
25	Granger, Jordon	f	4-7	0-2	1-3	3	4	7	3	9	1	3	2	2	32		
01	Harrell, KT	q	8-15	7-8	2-2	2	2	4	1	25	2	3	0	0	35		
12	Ross-Miller, K.C.	g	2-11	1-7	1-4	1	3	4	2	6	3	3	0	1	27		
13	Shamsid-Deen, Tahj	g	2-6	2-4	2-2	0	0	0	3	8	5	0	0	0	33		
00	Canada, Malcolm	g	1-5	1-5	0-0	1	0	1	2	3	2	2	1	0	18		
23	Lang, TJ	g	0-1	0-1	1-2	1	1	2	1	1	0	1	0	0	12		
24	Purchase, Jack	g	0-0	0-0	0-0	0	0	0	1	0	0	0	0	0	2		
31	Waddell, Devin	g	0-0	0-0	1-2	0	3	3	3	1	0	1	0	0	13		
	Team					1	5	6									
	Totals		17-50	11-28	9-19	10	22	32	18	54	13	15	3	3	200		

FG % 1st Half: 10-22 45.5% 2nd half: 7-28 25.0% Game: 17-50 34.0% Deadball Rebounds 8,3  
 3FG % 1st Half: 7-14 50.0% 2nd half: 4-14 28.6% Game: 11-28 39.3%  
 FT % 1st Half: 0-3 0.0% 2nd half: 9-16 56.3% Game: 9-19 47.4%

Officials: Joe Lindsay, Lamar Simpson, Keith Kimble  
 Technical fouls: Coastal Carolina-None. Auburn-None.  
 Attendance: 7964

Score by periods	1st	2nd	Total
Coastal Carolina	23	35	58
Auburn	27	27	54

Last FG - COASTAL 2nd-00:10, AU 2nd-01:21.  
 Largest lead - COASTAL by 4 2nd-00:10, AU by 14 1st-12:34.

Points	In	Off	2nd	Fast	Bench
COASTA	22	7	15	9	22
AU	12	6	6	0	5

Score tied - 1 time.  
 Lead changed - 1 time.

Auburn fell to Coastal Carolina, 58-54, Friday night at Auburn Arena. With the loss the Tigers drop to 3-4 on the season, while Coastal Carolina moves to 6-2.

Senior guard KT Harrell led the Tigers with a career-night beyond the arc, shooting 7-of-8 from 3-point range and finishing with a season-high 25 points. Junior Jordon Granger scored a career-high 9 points and grabbed a team-high 7 rebounds to go along with two blocks.

Coastal Carolina was led by Josh Cameron (22 points, rebounds), Warren Gillis (15 points) and Shivaughn Wiggins (11 points). Badou Diagne added 7 points and 9 rebounds.

Auburn built as large as a 14-point lead in the first half at 19-5 and led by as many as 11 just over halfway through the second half at 46-35. Coastal Carolina took its first lead of the game, 51-50, on a Cameron layup with 3:17 remaining and never allowed Auburn to reclaim it.

**Official Basketball Box Score -- Game Totals -- Final Statistics**  
**Auburn vs Clemson**  
**12/14/14 4:00 PM at Clemson, SC (Littlejohn Coliseum)**

**Auburn 61 • 3-5**

#	Player	Total			3-Ptr			Rebounds			PF	TP	A	TO	Blk	Stl	Min
		FG	FGA	FT	FTA	FG	FGA	FT	FTA	Off							
05	Bowers, Cinmeon	f	7-15	0-2	3-5	2	12	14	4	17	1	0	0	3	32		
25	Granger, Jordon	f	1-3	0-2	0-0	1	1	2	2	2	2	3	1	2	31		
01	Harrell, KT	q	6-12	3-7	1-2	1	2	3	1	16	1	3	0	1	34		
12	Ross-Miller, K.C.	g	2-5	1-4	0-0	1	1	2	4	5	2	5	0	2	27		
13	Shamsid-Deen, Tahj	q	1-4	1-3	3-3	0	0	0	1	6	2	0	0	1	16		
00	Canada, Malcolm	g	0-2	0-1	1-2	0	2	2	4	1	0	2	0	2	12		
04	Reed, Trayvon	g	0-1	0-0	0-0	0	0	0	4	0	0	0	1	0	8		
14	Mason, Antoine	g	4-9	2-5	4-7	0	2	2	4	14	1	5	0	1	28		
23	Lang, TJ	g	0-0	0-0	0-0	0	0	0	1	0	0	0	0	0	2		
31	Waddell, Devin	g	0-3	0-0	0-0	2	0	2	3	0	1	0	0	0	10		
	Team					1	2	3									
	Totals		21-54	7-24	12-19	8	22	30	28	61	10	18	2	12	200		

FG % 1st Half: 8-32 25.0% 2nd half: 13-22 59.1% Game: 21-54 38.9% Deadball Rebounds 4  
 3FG % 1st Half: 3-13 23.1% 2nd half: 4-11 36.4% Game: 7-24 29.2%  
 FT % 1st Half: 4-5 80.0% 2nd half: 8-14 57.1% Game: 12-19 63.2%

**Clemson 72 • 6-3**

#	Player	Total			3-Ptr			Rebounds			PF	TP	A	TO	Blk	Stl	Min
		FG	FGA	FT	FTA	FG	FGA	FT	FTA	Off							
05	BLOSSOMGAME, Jaron	f	2-8	0-2	8-11	1	9	10	2	12	1	2	0	1	36		
15	GRANTHAM, Donte	f	1-7	0-5	3-4	0	2	2	2	5	1	2	4	4	34		
35	NNOKO, Landry	c	3-4	0-0	3-5	2	5	7	5	9	1	1	2	0	16		
12	HALL, Rod	g	8-13	0-2	4-5	0	2	2	1	20	1	8	0	2	36		
01	HARRISON, Damarcus	g	5-8	2-4	7-8	2	3	5	1	19	2	2	1	0	35		
21	AJUKWA, Austin	g	0-2	0-0	1-2	1	1	2	3	1	1	2	0	0	11		
10	DeVOE, Gabe	g	0-1	0-1	0-0	0	0	0	0	0	0	0	0	0	3		
20	ROPER, Jordan	g	0-1	0-0	0-0	0	0	0	1	0	0	0	0	0	5		
33	SMITH, Josh	g	3-5	0-0	0-0	2	1	3	2	6	0	0	0	0	9		
50	DJITTE, Sidy	g	0-0	0-0	0-0	0	2	2	2	0	0	0	0	0	15		
	Team					2	3	5									
	Totals		22-49	2-14	26-35	10	28	38	19	72	7	17	7	7	200		

FG % 1st Half: 11-26 42.3% 2nd half: 11-23 47.8% Game: 22-49 44.9% Deadball Rebounds 4  
 3FG % 1st Half: 1-10 10.0% 2nd half: 1-4 25.0% Game: 2-14 14.3%  
 FT % 1st Half: 6-10 60.0% 2nd half: 20-25 80.0% Game: 26-35 74.3%

Officials: Les Jones, Michael Roberts, Joe Lindsay  
 Technical fouls: Auburn-Mason, Antoine. Clemson-None.  
 Attendance: 7140

Score by periods	1st	2nd	Total
Auburn	23	38	61
Clemson	29	43	72

Last FG - AU 2nd-00:22, CU 2nd-01:05.  
 Largest lead - AU by 5 1st-17:31, CU by 12 1st-02:14.

Points	In	Off	2nd	Fast	Bench
AU	24	14	1	2	15
CU	36	19	9	6	7

Score tied - 3 times.  
 Lead changed - 5 times.

Antoine Mason returned from an ankle injury to score 14 points and Cinmeon Bowers collected his fifth double-double of the season but it wasn't enough for Auburn, which fell at Clemson, 72-61.

The loss was the third straight for Auburn (3-5) while it was a third straight win over an SEC team for Clemson (6-3).

Clemson led by as many as 12 in the first half but a four-point play by Tahj Shamsid-Deen just under a minute into the second half cut the lead to two, 29-27. Clemson then went on an 11-2 run to stretch the lead to 40-29 with 16:08 left in the contest.

Auburn would not go away, getting as close as four points, 62-58, with 2:56 left but Clemson was able to score 10 of the final 13 points for the win.

Bowers had 10 points and 5 rebounds in the first half en route to his 17-point, 14-rebound performance, leading the team in both categories. Has also had a team-high three steals.

KT Harrell scored 16 points on 6-for-12 shooting for Auburn.

Rod Hall led all scorers with 20 points while Damarcus Harrison added 19 points and Jaron Blossomgame had 12 points and 10 rebounds. Clemson also recorded seven blocks to two by Auburn.

Auburn finished with a season-high 12 steals, 10 of which came in the second half.



# 2014-15 AUBURN BASKETBALL GAME NOTES

8 NCAA TOURNAMENTS:  
1984, 1985, 1986, 1987, 1988, 1999, 2000, 2003  
2 SEC CHAMPIONSHIPS:  
1960, 1999

## Official Basketball Box Score -- Game Totals -- Final Statistics Winthrop vs Auburn 12/17/14 8:00 p.m. at Auburn Arena -- Auburn, Ala.

### Winthrop 62 • 4-5

#	Player	Total			3-Ptr			Rebounds			PF	TP	A	TO	Blk	Stl	Min
		FG-FGA	FG-FGA	FT-FTA	FG-FGA	FG-FGA	FT-FTA	Off	Def	Tot							
31	Prescott, Tevin	f	7-10	0-0	3-5	5	2	7	2	17	0	3	0	0	0	30	
35	Scott, Jarad	f	3-7	1-4	0-0	3	4	7	5	7	0	2	0	3	16		
10	Moore, Keon	g	4-21	2-11	2-3	2	4	6	3	12	3	0	1	2	37		
11	Smith, Andre	g	5-14	1-8	1-1	0	2	2	2	12	6	1	0	0	38		
12	Cooks, Xavier	q	2-6	0-1	2-5	2	7	9	3	6	0	1	3	0	20		
00	Okeke, Duby	q	0-0	0-0	0-0	0	0	0	2	0	0	0	1	0	2		
15	Henry, Derrick	q	2-8	0-3	1-3	0	0	0	1	5	0	1	0	0	22		
21	Lopez, Joseph	q	1-4	0-0	0-4	5	4	9	3	2	0	1	0	0	20		
42	Davenport, Josh	q	0-0	0-0	1-2	2	2	4	2	1	0	2	0	2	15		
	Team					2	1	3									
	Totals		24-70	4-27	10-23	21	26	47	23	62	9	11	5	7	200		

FG % 1st Half: 13-37 35.1% 2nd half: 11-33 33.3% Game: 24-70 34.3%  
 3FG % 1st Half: 2-14 14.3% 2nd half: 2-13 15.4% Game: 4-27 14.8%  
 FT % 1st Half: 4-10 40.0% 2nd half: 6-13 46.2% Game: 10-23 43.5%

### Auburn 80 • 4-5

#	Player	Total			3-Ptr			Rebounds			PF	TP	A	TO	Blk	Stl	Min
		FG-FGA	FG-FGA	FT-FTA	FG-FGA	FG-FGA	FT-FTA	Off	Def	Tot							
05	Bowers, Cinmeon	f	8-13	0-0	3-9	4	13	17	1	19	3	4	0	1	27		
25	Granger, Jordan	f	3-6	2-4	2-3	1	3	4	2	10	2	1	1	1	25		
01	Harrell, KT	g	4-11	3-6	3-6	0	3	3	2	14	1	1	0	1	29		
13	Shamsid-Deen, Tahj	g	2-4	0-1	3-4	0	2	2	2	7	0	0	0	0	26		
14	Mason, Antoine	g	5-10	0-4	3-4	0	4	4	3	13	2	2	0	1	28		
00	Canada, Malcolm	g	2-3	1-1	0-0	0	0	0	4	5	5	0	0	0	16		
04	Reed, Trayvon	g	1-4	0-0	0-2	3	5	8	2	2	0	0	2	0	12		
12	Ross-Miller, K.C.	g	0-1	0-1	2-2	1	0	1	1	2	3	1	0	0	19		
20	Thompson, Alex	g	2-9	1-2	3-4	4	2	6	3	8	0	1	1	0	15		
23	Lang, TJ	g	0-0	0-0	0-0	0	0	0	1	0	0	1	0	0	2		
31	Waddell, Devin	g	0-0	0-0	0-0	0	1	1	0	0	0	0	0	0	1		
	Team					2	1	3									
	Totals		27-61	7-19	19-34	15	34	49	21	80	16	11	4	4	200		

FG % 1st Half: 13-30 43.3% 2nd half: 14-31 45.2% Game: 27-61 44.3%  
 3FG % 1st Half: 3-7 42.9% 2nd half: 4-12 33.3% Game: 7-19 36.8%  
 FT % 1st Half: 11-18 61.1% 2nd half: 8-16 50.0% Game: 19-34 55.9%

Officials: Joe Lindsay, Pat Adams, Jeffrey Anderson  
 Technical fouls: Winthrop-None. Auburn-None.  
 Attendance: 5323

Score by periods	1st	2nd	Total
Winthrop	32	30	62
Auburn	40	40	80

Last FG - WINTHROP 2nd-02:39, AU 2nd-00:09.  
 Largest lead - WINTHROP None, AU by 19 2nd-04:06.

Score tied - 0 times.  
 Lead changed - 0 times.

Auburn led wire-to-wire on Wednesday night as the Tigers defeated the Winthrop Eagles, 80-62, at Auburn Arena. Junior Cinmeon Bowers led the way with his sixth double-double of the season with 19 points and 17 rebounds.

After leading 40-32 at the break, the Eagles trimmed the Tigers' lead to three, but Auburn (4-5) countered with a 20-6 run. Senior Antoine Mason started the run with a drive to the bucket for a layup, before back-to-back threes from seniors Malcolm Canada and KT Harrell stretched the lead to 12. After consecutive dunks from Mason and Bowers, junior Jordan Granger hit a three to extend Auburn's lead to 17, 67-50.

Harrell finished the game with 14 points, eclipsing the 1,000-point career mark in the first half. Mason added 13 for the Tigers, while Granger recorded 10 points. Auburn outpaced the Eagles, outscoring Winthrop 12-2 on the fast break.

Playing in their first home games of the season, Trayvon Martin pulled down 8 rebounds and 2 blocks in 12 minutes while Alex Thompson had 8 points and 6 rebounds.

Auburn finished the game with a season-high 49 rebounds.

Auburn held Winthrop (4-5) to 14.8 percent from 3-point range, the second straight game and third in the last four in which its opponent shot less than 15 percent from beyond the arc. Winthrop was shooting 35.7 percent from 3-point range coming into the game.

Tevin Prescott led Winthrop with 17 points and also pulled down seven rebounds. He was joined in double figures by Keon Moore and Andre Smith, who both scored 12.

## Official Basketball Box Score -- Game Totals -- Final Statistics Xavier vs Auburn 12/20/14 5:00 p.m. at Auburn Arena -- Auburn, Ala.

### Xavier 88 • 8-3

#	Player	Total			3-Ptr			Rebounds			PF	TP	A	TO	Blk	Stl	Min
		FG-FGA	FG-FGA	FT-FTA	FG-FGA	FG-FGA	FT-FTA	Off	Def	Tot							
02	Farr, James	f	2-6	0-2	1-1	1	1	2	1	5	1	1	0	0	12		
05	Bluiett, Trevon	f	3-11	2-6	8-8	1	6	7	2	16	5	3	0	2	40		
40	Stainbrook, Matt	c	2-9	0-0	7-8	4	8	12	5	11	3	3	0	2	35		
10	Abell, Remy	g	5-11	2-4	6-7	0	1	1	3	18	1	1	0	0	45		
11	Davis, Dee	g	4-7	1-1	0-0	0	2	2	5	9	0	1	0	1	18		
00	Austin Jr., Larry	g	0-0	0-0	0-0	0	0	0	0	0	0	0	0	0	0+		
01	Reynolds, Jalen	g	7-9	0-0	2-3	3	3	6	2	16	0	2	1	2	25		
03	Randolph, Brandon	g	2-6	1-2	0-0	0	3	3	2	5	2	1	0	3	35		
15	Davis, Myles	g	3-7	2-5	0-0	1	2	3	4	8	3	4	0	2	40		
	Team					2	2	4									
	Totals		28-66	8-20	24-27	12	28	40	24	88	15	16	1	12	250		

FG % 1st Half: 13-33 39.4% 2nd half: 12-23 52.2% OT: 3-10 30.0% Game: 28-66 42.4%  
 3FG % 1st Half: 5-13 38.5% 2nd half: 3-5 60.0% OT: 0-2 0.0% Game: 8-20 40.0%  
 FT % 1st Half: 7-7 100.0 2nd half: 8-10 80.0% OT: 9-10 90.0% Game: 24-27 88.9%

### Auburn 89 • 5-5

#	Player	Total			3-Ptr			Rebounds			PF	TP	A	TO	Blk	Stl	Min
		FG-FGA	FG-FGA	FT-FTA	FG-FGA	FG-FGA	FT-FTA	Off	Def	Tot							
05	Bowers, Cinmeon	f	8-14	0-0	1-4	1	5	6	5	17	0	4	1	0	24		
25	Granger, Jordan	f	1-3	1-3	0-0	0	1	1	1	3	1	3	1	1	19		
01	Harrell, KT	g	10-20	3-9	1-1	2	5	7	2	24	2	3	1	1	44		
13	Shamsid-Deen, Tahj	g	3-4	0-1	0-1	0	4	4	0	6	2	0	0	1	30		
14	Mason, Antoine	g	2-8	1-4	7-11	2	1	3	2	12	2	0	0	1	32		
00	Canada, Malcolm	g	5-9	0-2	5-6	1	2	3	4	15	2	1	0	3	37		
04	Reed, Trayvon	g	1-1	0-0	2-4	2	3	5	4	1	0	5	0	25			
12	Ross-Miller, K.C.	g	3-6	0-1	2-2	0	3	3	1	8	1	2	0	4	27		
20	Thompson, Alex	g	0-2	0-2	0-0	0	2	2	3	0	0	3	0	0	11		
31	Waddell, Devin	g	0-0	0-0	0-0	0	0	0	0	0	0	0	0	0	1		
	Team					2	1	3									
	Totals		33-67	5-22	18-29	10	27	37	22	89	11	16	7	11	250		

FG % 1st Half: 10-25 40.0% 2nd half: 19-31 61.3% OT: 4-11 36.4% Game: 33-67 49.3%  
 3FG % 1st Half: 1-10 10.0% 2nd half: 3-9 33.3% OT: 1-3 33.3% Game: 5-22 22.7%  
 FT % 1st Half: 4-7 57.1% 2nd half: 7-13 53.8% OT: 7-9 77.8% Game: 18-29 62.1%

Officials: Tony Greene, Jim Burr, James Breeding  
 Technical fouls: Xavier-None. Auburn-None.  
 Attendance: 7975

Score by periods	1st	2nd	OT	OT2	Total
Xavier	38	35	10	5	88
Auburn	25	48	10	6	89

Last FG - XU OT2-00:36, AU OT2-04:47.  
 Largest lead - XU by 14 2nd-14:31, AU by 5 2nd-00:40.

Score tied - 8 times.  
 Lead changed - 10 times.

Auburn erased a 13-point halftime deficit to defeat the Xavier Musketeers, 89-88, in a double-overtime thriller on Saturday at Auburn Arena.

Trailing by 14 with 14:31 remaining in the second half, the Tigers responded with a 26-12 run over the next 11:22 of the game to take the lead by two, 66-64. Junior Cinmeon Bowers and senior KT Harrell lead the Tigers with 11 and 10 points, respectively in the second half. With the Tigers leading by three with 37 seconds left in regulation, Xavier's Myles Davis buried a game-tying three to send the game into overtime.

Trailing by one in the second overtime period, Auburn's Malcolm Canada drew a foul and converted both free throws to give the Tigers the one point advantage. On the final possession, Xavier's Remy Abell game-winning three-point attempt was off the mark, giving Auburn its first overtime win since 2012.

Harrell led all scorers in the game with 24 points, including a season-high seven rebounds. Bowers added 17 for the Tigers while Canada posted a career-high 15 points and senior Antoine Mason added 12.

Xavier was led by Abell, who had 18, and Jalen Reynolds and Bluiett, who added 16. Auburn outscored the Musketeers 46-40 in the paint and scored 17 points off turnovers to Xavier's 13.



**Official Basketball Box Score -- Game Totals -- Final Statistics**  
**Texas Southern vs Auburn**  
**12/23/14 7:00 pm at Auburn Arena -- Auburn, Ala.**

**Texas Southern 60 • 2-9**

#	Player	Total		3-Ptr		Rebounds			PF	TP	A	TO	Blk	Stl	Min	
		FG-FGA	FG-FGA	FT-FTA	Off	Def	Tot									
02	Thomas, Chris	f	5-11	0-1	1-2	2	3	5	3	11	5	4	0	6	32	
03	Shepherd, Nick	f	0-0	0-0	0-0	3	1	4	2	0	0	2	3	0	11	
01	Biggs, Deverell	g	3-7	0-1	2-2	1	4	5	4	8	3	3	1	0	29	
04	Johns, Madarious	g	3-11	1-2	6-6	1	5	6	3	13	2	6	0	2	38	
23	Gibson, Nevin	g	0-0	0-0	0-0	0	0	0	1	0	0	0	0	1	5	
11	Riley, Malcolm	g	5-9	0-1	0-0	1	4	5	1	10	0	1	0	0	35	
15	Blanks, David	g	1-2	0-0	0-1	0	3	3	2	2	1	0	0	0	21	
23	Carter, Jason	g	6-15	3-8	1-2	0	5	5	4	16	1	2	2	3	29	
<b>Team</b>						3	1	4								
<b>Totals</b>			23-55	4-13	10-13	11	26	37	20	60	12	18	6	12	200	
FG % 1st Half:		9-24	37.5%	2nd half:	14-31	45.2%	Game:		23-55	41.8%	Deadball					
3FG % 1st Half:		2-5	40.0%	2nd half:	2-8	25.0%	Game:		4-13	30.8%	Rebounds		3.1			
FT % 1st Half:		8-10	80.0%	2nd half:	2-3	66.7%	Game:		10-13	76.9%						

**Auburn 61 • 6-5**

#	Player	Total		3-Ptr		Rebounds			PF	TP	A	TO	Blk	Stl	Min	
		FG-FGA	FG-FGA	FT-FTA	Off	Def	Tot									
05	Bowers, Cinmeon	f	4-12	0-0	5-11	5	10	15	1	13	1	4	3	3	32	
25	Granger, Jordon	f	0-1	0-1	0-0	0	0	0	1	0	0	2	0	0	13	
01	Harrell, KT	g	4-11	2-5	4-4	1	1	2	0	14	1	1	1	2	37	
13	Shamsid-Deen, Tahj	g	0-1	0-0	0-0	0	0	0	5	0	1	1	0	0	15	
14	Mason, Antoine	g	5-13	3-6	0-0	1	2	3	0	13	0	3	0	2	32	
00	Canada, Malcolm	g	1-4	0-2	3-4	0	4	4	3	5	4	0	1	0	27	
04	Reed, Trayvon	g	1-1	0-0	0-1	1	2	3	2	2	1	1	0	0	8	
12	Ross-Miller, K.C.	g	4-8	1-3	2-2	0	3	3	3	11	4	1	0	3	25	
20	Thompson, Alex	g	1-4	0-3	1-1	0	1	1	0	3	0	2	0	1	9	
23	Lang, TJ	g	0-1	0-1	0-0	0	0	0	0	0	0	0	0	0	2	
<b>Team</b>						5	1	6								
<b>Totals</b>			20-56	6-21	15-23	13	21	34	15	61	12	15	5	11	200	
FG % 1st Half:		9-28	32.1%	2nd half:	11-28	39.3%	Game:		20-56	35.7%	Deadball					
3FG % 1st Half:		3-11	27.3%	2nd half:	3-10	30.0%	Game:		6-21	28.6%	Rebounds		4			
FT % 1st Half:		6-10	60.0%	2nd half:	9-13	69.2%	Game:		15-23	65.2%						

Officials: Antinio Petty, Ted Valentine, Jeffrey Clark  
 Technical fouls: Texas Southern-None. Auburn-None.  
 Attendance: 7323

Score by periods	1st	2nd	Total
Texas Southern	28	32	60
Auburn	27	34	61

	In	Off	2nd	Fast	
Points	Paint	T/O	Chance	Break	Bench
TXSO	28	9	11	4	28
AU	24	17	9	8	21

Last FG - TXSO 2nd-02:45, AU 2nd-01:25.  
 Largest lead - TXSO by 11 2nd-14:42, AU by 2 1st-13:51.

Score tied - 3 times.  
 Lead changed - 5 times.

Auburn erased an 11-point second-deficit to knock off Texas Southern, 61-60, Tuesday night at Auburn Arena.

Senior K.C. Ross-Miller hit a pair of clutch free throws with 14 seconds remaining and Auburn (6-5) had to fend off two Texas Southern (2-9) possessions in the final 10 seconds of the game, getting a late steal from junior big man Cinmeon Bowers to give the Tigers its second-straight comeback victory on their home floor.

Senior KT Harrell led the way with 14 points while Bowers finished with 13 points and a game-high 15 rebounds to pick up his seventh double-double of the season. Antoine Mason also had 13 points, hitting 5-of-13 shots from the field including three treys. The Queens, N.Y., native poured in 10 of his 13 in the second half, pulling down three boards and swiping two steals.

Mason now has 2,005 points in his career, the second-most by an active player in the country behind BYU's Tyler Haws. Auburn is the only team in the nation with a 2,000-point scorer (Mason) and a 1,000-point scorer (Harrell).

Auburn trailed for most of the opening 20 minutes, but slowly worked its way back to cut the Texas Southern lead down to 28-27 at the intermission. A 10-2 Texas Southern run to open the second half put Auburn back down by 11 with 14:08 to go.

Auburn's pressure defense came alive down the stretch forcing 10 Texas Southern turnovers as Mason and Harrell dropped in back-to-back lay-ups to put the Tigers up 59-58 at the 1:19 mark. The Tigers scored 15 points off turnovers in the game's final 20 minutes.

After Texas Southern's Derrell Biggs hit two free throws with just 20 seconds left, Ross-Miller led Auburn down the floor and drew contact to earn two shots at the charity stripe. The senior, who finished with 11 points on 4-of-8 shooting with four assists, hit his only two free throws of the night to put Auburn back in the lead for good.

Despite getting outshot from the field 42 percent to 36 percent and being out-rebounded, 37-34, The Tigers finished with 11 steals in the game, getting three apiece from Bowers and Ross-Miller.

Auburn moved to 6-0 this season when four players scored 10-plus points. The victory also marked the third time this season the Tigers have overcome a double-digit deficit in the second half to earn a victory.

**Official Basketball Box Score -- Game Totals -- Final Statistics**  
**Middle Tennessee St vs Auburn**  
**12/29/14 8:00 p.m. at Auburn Arena -- Auburn, Ala.**

**Middle Tennessee St 48 • 7-6**

#	Player	Total		3-Ptr		Rebounds			PF	TP	A	TO	Blk	Stl	Min	
		FG-FGA	FG-FGA	FT-FTA	Off	Def	Tot									
00	Harris, Darnell	f	2-6	0-1	0-0	0	4	4	2	4	0	0	0	0	19	
42	Rozier, Jacquez	f	0-0	0-0	0-0	1	0	1	0	0	0	0	1	0	5	
10	Raymond, Jaqawn	g	4-6	2-3	0-0	0	3	3	1	10	2	5	0	1	38	
11	Simpson, Edward	g	0-3	0-1	3-3	0	3	3	0	3	0	3	0	0	13	
20	Potts, Giddy	g	0-2	0-2	0-0	0	1	1	3	0	0	2	0	1	11	
01	Jones, Dj	g	0-1	0-1	1-2	0	0	0	1	1	0	1	0	2	3	
02	Buford, Perrin	g	2-5	0-0	3-3	3	0	3	3	7	0	2	0	0	23	
03	Phillips, Joshua	g	0-0	0-0	0-0	0	0	0	1	0	1	0	0	0	9	
05	Ivory, Jacob	g	0-0	0-0	0-0	0	1	1	0	0	0	3	0	0	2	
15	Richmond, Jaquel	g	4-8	3-4	0-0	0	1	1	2	11	4	5	0	2	29	
23	Tarrance, Marcus	g	2-5	1-4	1-2	1	2	3	2	6	3	0	0	3	25	
30	Uphaw, Reggie	g	3-6	0-1	0-0	1	1	2	4	6	1	3	1	23		
<b>Team</b>						1	1	2								
<b>Totals</b>			17-42	6-17	8-10	7	17	24	19	48	11	24	2	10	200	
FG % 1st Half:		8-23	34.8%	2nd half:	9-19	47.4%	Game:		17-42	40.5%	Deadball					
3FG % 1st Half:		2-8	25.0%	2nd half:	4-9	44.4%	Game:		6-17	35.3%	Rebounds		2.1			
FT % 1st Half:		2-2	100.0%	2nd half:	6-8	75.0%	Game:		8-10	80.0%						

**Auburn 64 • 7-5**

#	Player	Total		3-Ptr		Rebounds			PF	TP	A	TO	Blk	Stl	Min	
		FG-FGA	FG-FGA	FT-FTA	Off	Def	Tot									
05	Bowers, Cinmeon	f	5-12	0-1	1-3	3	3	6	3	11	1	3	0	0	24	
25	Granger, Jordon	f	3-3	1-1	0-1	0	0	0	3	7	0	0	0	1	12	
01	Harrell, KT	g	4-9	2-4	2-2	1	6	7	2	12	3	4	0	2	33	
12	Ross-Miller, K.C.	g	3-3	0-0	1-2	0	3	3	2	7	1	4	0	5	27	
14	Mason, Antoine	g	5-7	3-4	6-6	0	1	1	3	19	3	2	0	2	32	
00	Canada, Malcolm	g	0-2	0-0	1-2	1	1	2	1	1	2	2	0	1	26	
03	Keim, Patrick	g	0-0	0-0	0-0	0	0	0	0	0	0	0	0	0	0+	
04	Reed, Trayvon	g	1-1	0-0	2-4	0	3	3	0	4	0	1	0	0	16	
13	Shamsid-Deen, Tahj	g	0-3	0-1	0-0	0	0	0	1	0	1	0	0	0	12	
20	Thompson, Alex	g	1-3	0-0	1-4	3	0	3	0	3	0	0	0	1	16	
23	Lang, TJ	g	0-0	0-0	0-0	0	0	0	0	0	0	1	0	0	2	
42	Stockton, Cole	g	0-0	0-0	0-0	0	0	0	0	0	0	0	0	0	0+	
<b>Team</b>						1	2	3								
<b>Totals</b>			22-43	6-11	14-24	9	19	28	15	64	11	17	1	12	200	
FG % 1st Half:		10-21	47.6%	2nd half:	12-22	54.5%	Game:		22-43	51.2%	Deadball					
3FG % 1st Half:		3-6	50.0%	2nd half:	3-5	60.0%	Game:		6-11	54.5%	Rebounds		4			
FT % 1st Half:		8-12	66.7%	2nd half:	6-12	50.0%	Game:		14-24	58.3%						

Officials: Doug Shows, Ron Groover, Anthony Jordan  
 Technical fouls: Middle Tennessee St-None. Auburn-None.  
 Attendance: 6752

Score by periods	1st	2nd	Total
Middle Tennessee St	20	28	48
Auburn	31	33	64

	In	Off	2nd	Fast	
Points	Paint	T/O	Chance	Break	Bench
MT	20	13	4	6	31
AU	28	19	13	2	8

Last FG - MT 2nd-01:43, AU 2nd-03:12.  
 Largest lead - MT None, AU by 22 2nd-04:51.

Score tied - 1 time.  
 Lead changed - 0 times.

Antoine Mason scored 19 points and Auburn forced a season-high 24 turnovers to propel the Tigers to a 64-48 victory over Middle Tennessee State on Monday night at Auburn Arena.

The Tigers (7-5) led the entire way to earn their fourth-straight victory, shooting 51 percent (22-of-43) in the win, including 55 percent (6-of-11) from deep against Middle Tennessee State (7-6). Auburn's defense used pressure all night to tie a season-high with 12 steals.

Mason's 19 matched his season high, done in the opener against UW-Milwaukee, finishing as one of three Tigers in double-figures. The Queens, N.Y., native knocked down three from beyond the arc and finished a perfect 6-of-6 from the free throw line.

KT Harrell added 12 points, three assists and a team-high seven rebounds, while Cinmeon Bowers collected 11 points and six boards. K.C. Ross-Miller recorded seven points and led the Tigers with a season-high five steals. Jordon Granger also finished with seven points in 12 minutes of action, hitting a pair of three-pointers.

The Tiger's defense was strong in the first half, holding the Blue Raiders to just 20 points – the fewest by an Auburn opponent this season. Auburn also shot 44 percent from the field in the game's first 20 minutes as Mason recorded 12 to lead all scorers at the break.

In the second half, Auburn used a 14-3 run to put the game out of reach at 58-37 with 6:48 left. Harrell poured in 10 of 12 points during the final 20 minutes of action.

The Blue Raiders' 48 points were the fewest by an Auburn opponent in a victory since the Tigers' 49-37 win over Alabama in 2013.

Auburn held Middle Tennessee to 41 percent shooting from the field, including 35 percent (6-of-17) from behind the 3-point



# 2014-15 AUBURN BASKETBALL GAME NOTES

**8 NCAA TOURNAMENTS:**  
1984, 1985, 1986, 1987, 1988, 1999, 2000, 2003  
**2 SEC CHAMPIONSHIPS:**  
1960, 1999

**Official Basketball Box Score -- Game Totals -- Final Statistics**  
**North Alabama vs Auburn**  
01/03/15 12:00 p.m. at Auburn Arena -- Auburn, Ala.

**North Alabama 61 • 5-6**

#	Player	Total	3-Ptr			Rebounds			PF	TP	A	TO	Blk	Stl	Min
			FG-FGA	FG-FGA	FT-FTA	Off	Def	Tot							
01	Vucica, Jere	f	3-9	2-4	1-2	0	7	7	3	9	1	3	1	1	30
32	Landry, Marcus	f	6-9	0-0	0-0	3	0	3	5	12	1	1	1	1	24
35	Dade, Calvin	f	3-9	0-0	1-4	4	3	7	3	7	2	6	0	2	31
10	Fletcher, John	g	2-6	0-0	0-0	0	0	0	3	4	1	0	0	1	27
11	Spehr, Nathan	q	6-11	3-7	2-2	0	2	2	1	17	4	1	0	1	30
02	Smith, Justin	g	0-0	0-0	0-0	0	0	0	0	0	0	0	0	0	1
03	Hodge, Jeff	g	1-5	1-4	0-0	0	0	0	1	3	2	2	0	1	19
12	Herman, Brandon	g	4-10	0-4	1-4	1	5	6	2	9	4	0	0	1	28
33	Corkery, Luke	g	0-1	0-0	0-0	1	3	4	4	0	1	1	0	1	10
	Team					1	2	3							
	Totals		25-60	6-19	5-12	10	22	32	22	61	14	18	3	8	200

FG % 1st Half: 14-37 37.8% 2nd half: 11-23 47.8% Game: 25-60 41.7%  
 3FG % 1st Half: 1-9 11.1% 2nd half: 5-10 50.0% Game: 6-19 31.6%  
 FT % 1st Half: 1-2 50.0% 2nd half: 4-10 40.0% Game: 5-12 41.7%

Deadball  
Rebounds  
4

**Auburn 82 • 8-5**

#	Player	Total	3-Ptr			Rebounds			PF	TP	A	TO	Blk	Stl	Min
			FG-FGA	FG-FGA	FT-FTA	Off	Def	Tot							
05	Bowers, Cinmeon	f	8-14	0-1	4-7	4	7	11	1	20	0	1	3	0	29
25	Granger, Jordon	f	0-0	0-0	0-0	0	1	1	0	0	0	0	1	0	4
01	Harrell, KT	g	9-16	4-7	3-5	4	2	6	0	25	3	1	0	2	33
12	Ross-Miller, K.C.	g	1-5	0-2	0-0	0	0	0	3	2	6	1	0	4	25
14	Mason, Antoine	g	6-13	0-5	6-7	0	4	4	2	18	2	5	0	0	32
00	Canada, Malcolm	g	3-7	0-3	2-3	2	4	6	3	8	5	2	0	3	28
04	Keim, Patrick	g	0-0	0-0	0-2	0	0	0	0	0	0	0	0	0	1
03	Reed, Trayvon	g	1-1	0-0	0-0	1	2	3	1	2	0	1	0	0	10
20	Thompson, Alex	g	3-8	1-3	0-0	1	2	3	2	7	2	0	0	0	20
22	Holmes, C.J.	g	0-0	0-0	0-0	0	0	0	0	0	0	0	0	0	1
23	Lang, TJ	g	0-1	0-1	0-0	0	3	3	0	0	2	2	0	1	15
31	Waddell, Devin	g	0-0	0-0	0-0	0	0	0	0	0	0	0	0	0	1
42	Stockton, Cole	g	0-0	0-0	0-0	0	0	0	1	0	0	0	0	0	1
	Team					3	3	6							
	Totals		31-65	5-22	15-24	15	28	43	13	82	20	13	4	10	200

FG % 1st Half: 10-29 34.5% 2nd half: 21-36 58.3% Game: 31-65 47.7%  
 3FG % 1st Half: 4-13 30.8% 2nd half: 1-9 11.1% Game: 5-22 22.7%  
 FT % 1st Half: 8-13 61.5% 2nd half: 7-11 63.6% Game: 15-24 62.5%

Deadball  
Rebounds  
6

Officials: Antinio Petty, Brian Shey, Byron Jarrett  
 Technical fouls: North Alabama-None. Auburn-None.  
 Attendance: 8169

Score by periods	1st	2nd	Total
North Alabama	30	31	61
Auburn	32	50	82

	In	Off	2nd	Fast	Bench
Points	Paint	T/O	Chance	Break	
UNA	32	16	14	4	12
AU	44	31	17	6	17

Last FG - UNA 2nd-02:14, AU 2nd-01:15.  
 Largest lead - UNA by 9 1st-11:59, AU by 21 2nd-00:58.

Score tied - 3 times.  
 Lead changed - 3 times.

KT Harrell tied a season-high with 25 points and Cinmeon Bowers recorded his eighth double-double of the year to lead Auburn to a 82-61 victory against North Alabama on Saturday in the Tigers' non-conference finale.

Auburn (8-5) overcame a slow start and shot 58 percent (21-of-36) in the second half to put the game away late. The Tigers picked up 31 points off turnovers and outscored North Alabama (5-6), 32-10, in the paint in the game's final 20 minutes.

The win marked the Tigers' fifth-straight victory heading into SEC play and moved their record to 7-1 at Auburn Arena this season.

Harrell's performance gave the senior his seventh 20-point game of the season and the 19th of his career. The Montgomery, Ala., native finished 9-of-16 from the floor, including 4-of-7 from behind the arc. The senior also chipped in six rebounds, four on the offensive glass.

Bowers finished with 20 points and 11 rebounds in the win, finishing with double-digit points for the sixth-straight contest and his second 20-point game of his Auburn career. The junior shot 8-of-14 from the field and also chipped in three blocks. His eight double-doubles this season leads the SEC heading into conference play.

Antoine Mason added in 16 of his 18 points in the second half, leading the team with 6-of-7 shooting from the free throw line while pulling down four boards. Mason has scored in double-figures in all seven games in which he has played in this year.

Malcom Canada's eight points off the bench came in 28 minutes of action, finishing with a career-high six rebounds. Alex Thompson added in seven points in a season-high 20 minutes, while K.C. Ross-Miller dished a season-high five assists from the point-guard spot.

North Alabama led throughout most of the first half until a trey from Harrell put Auburn in the lead, 23-22, at the 5:31 mark. Harrell, who scored 13 in the first half, hit another triple just two minutes later to put the Tigers back in the lead for good with 3:39 before the half.

Auburn finished the game shooting 47 percent from the field (31-of-65) and out-rebounded the Lions, 43-32. The Tigers scored 44 points in the paint and finished with 31 points coming off of North Alabama turnovers.

The 8,169 fans marked the second-best attendance for a non-conference game since the facility opened in 2010.

**Official Basketball Box Score -- Game Totals -- Final Statistics**  
**Auburn vs Vanderbilt**  
01/06/15 8 p.m. at Nashville, Tenn. (Memorial Gym)

**Auburn 52 • 8-6, 0-1 SEC**

#	Player	Total	3-Ptr			Rebounds			PF	TP	A	TO	Blk	Stl	Min
			FG-FGA	FG-FGA	FT-FTA	Off	Def	Tot							
05	Bowers, Cinmeon	f	3-11	0-1	1-4	5	4	9	2	7	1	3	0	2	31
00	Canada, Malcolm	g	3-7	0-2	3-4	1	3	4	5	9	4	1	1	0	25
01	Harrell, KT	g	3-9	2-5	0-2	1	1	2	4	8	0	2	0	0	27
12	Ross-Miller, K.C.	g	1-7	1-2	0-0	0	1	1	2	3	0	1	0	1	27
14	Mason, Antoine	q	5-14	1-5	5-6	0	2	2	3	16	2	1	0	1	30
04	Reed, Trayvon	g	0-1	0-0	0-2	1	0	1	1	0	0	0	0	0	8
13	Shamsid-Deen, Tahj	g	1-5	1-2	0-0	0	2	2	1	3	3	0	0	2	22
20	Thompson, Alex	g	0-2	0-1	0-0	1	0	1	0	0	0	0	0	0	6
25	Granger, Jordon	g	2-3	2-3	0-0	0	3	3	3	6	0	0	2	4	24
	Team					1	1	2							
	Totals		18-59	7-21	9-18	10	17	27	21	52	10	9	3	10	200

FG % 1st Half: 6-29 20.7% 2nd half: 12-30 40.0% Game: 18-59 30.5%  
 3FG % 1st Half: 3-11 27.3% 2nd half: 4-10 40.0% Game: 7-21 33.3%  
 FT % 1st Half: 4-6 66.7% 2nd half: 5-12 41.7% Game: 9-18 50.0%

Deadball  
Rebounds  
4

**Vanderbilt 64 • 11-3, 1-0 SEC**

#	Player	Total	3-Ptr			Rebounds			PF	TP	A	TO	Blk	Stl	Min
			FG-FGA	FG-FGA	FT-FTA	Off	Def	Tot							
11	ROBERSON, Jeff	f	1-6	0-1	4-6	2	1	3	1	6	0	1	1	1	28
35	SIKAM, James	f	5-8	0-0	4-4	4	6	10	4	14	1	0	2	0	29
30	JONES, Damian	c	3-9	0-1	5-6	2	6	8	2	11	2	3	3	0	30
00	MITCHELL, Shelton	g	3-4	0-1	4-4	1	4	5	3	10	4	4	0	0	35
13	LACHANCE, Riley	g	4-8	2-3	3-4	1	3	4	2	13	1	1	0	0	28
03	KORNET, Luke	g	3-6	1-4	0-1	0	10	10	3	7	0	3	1	0	18
04	BALDWIN IV, Wade	g	1-4	1-2	0-0	0	2	2	2	3	2	4	0	0	18
05	FISHER-DAVIS, Matthe	g	0-1	0-1	0-0	0	3	3	0	0	1	1	1	1	12
34	MOATS, Shelby	g	0-0	0-0	0-0	0	0	0	0	0	0	0	0	0	2
	Team					2	0	2							
	Totals		20-46	4-13	20-25	12	35	47	17	64	11	19	8	2	200

FG % 1st Half: 13-28 46.4% 2nd half: 7-18 38.9% Game: 20-46 43.5%  
 3FG % 1st Half: 3-9 33.3% 2nd half: 1-4 25.0% Game: 4-13 30.8%  
 FT % 1st Half: 4-4 100.0 2nd half: 16-21 76.2% Game: 20-25 80.0%

Deadball  
Rebounds  
2,1

Officials: Tony Greene, Mike Nance, John Hampton  
 Technical fouls: Auburn-None. Vanderbilt-None.  
 Attendance: 10502

Score by periods	1st	2nd	Total
Auburn	19	33	52
Vanderbilt	33	31	64

	In	Off	2nd	Fast	Bench
Points	Paint	T/O	Chance	Break	
AU	16	18	6	4	9
VU	28	14	14	5	10

Last FG - AU 2nd-00:40, VU 2nd-01:06.  
 Largest lead - AU by 4 1st-18:01, VU by 19 1st-03:02.

Score tied - 2 times.  
 Lead changed - 2 times.

Not even Bruce Pearl could change Auburn's luck in Memorial Gymnasium on Tuesday night.

Vanderbilt beat Auburn 64-52 in their SEC opener in a place where the Tigers haven't won since 2000, and not even Pearl's success here from his days at Tennessee could change that.

Oh, Auburn tried, though. The Tigers trailed by 19 in the first half, but were down only 5 points with two minutes left. That was enough for Vanderbilt coach Kevin Stallings to be impressed with Pearl's first season at Auburn.

"Bruce has done a great job with them," Stallings said. "They're so much better right now than they were early in the season. That's a testament to his, and his staff's, coaching ability and what they've done."

Auburn fell to 8-6. Vanderbilt improved to 11-3, thanks to a solid first half and Auburn struggling to find the basket. The Tigers only shot 21 percent in the first half.

"We can't have the first half like we had, especially on the road," said Auburn guard Antoine Mason. "We missed too many shots and we didn't get into our defense."

Vandy led 11-9 with 11:57 left in the first half, but then it was 23-11, 33-14 and then 33-19 at halftime. Mason led Auburn with 16 points. James Stakam led Vandy with 14.

"They played hard and physical and we played hard and physical," Stallings said. "I thought they guarded the fire out of us, especially in the half-court. They made us look ugly."

Pearl was 8-4 against Vandy when he was Tennessee's coach, including a 3-3 mark in Memorial Gymnasium. But he couldn't add to that after the Tigers started so slowly.

"When we don't play with that energy, getting after people, and turning people over, then what we do is just OK. I think our guys learned that. I think our guys saw that," Pearl said.

That assessment applied to the first half. Auburn outscored Vandy 33-31 in the second half, including making it 55-50 down the stretch. Pearl said that run had him thinking about some of his Tennessee's wins here.

"When we were making our run, I thought we were going to steal another one in here. I really did. 'Here it comes...'" he said.

"I'm proud of the way with the way our guys competed, but not pleased with our execution, especially in the first half."

But, overall, "we just keep making runs and keep coming at you. I'm proud of my guys. We're trying to carve out our identity. Our kids didn't quit."

Vandy outrebound Auburn 47-27, but Pearl said a lot of that was because Auburn took 13 more shots than Vandy.

"We took more shots and missed more shots. It was really about us taking more shots," Pearl said.



Official Basketball Box Score -- Game Totals -- Final Statistics  
**Missouri vs Auburn**  
01/10/15 6:00 p.m. at Auburn Arena -- Auburn, Ala.



Official Basketball Box Score -- Game Totals -- Final Statistics  
**Auburn vs Florida**  
1/15/15 7 p.m. at O'Connell Center - Gainesville, Fla.

Missouri 79 • 7-8, 1-1

#	Player	Total			3-Ptr			Rebounds			PF	TP	A	TO	Blk	Stl	Min
		FG	FGA	FT	FTA	Off	Def	Total									
03	Williams III, Johnat	r	4-9	0-2	1-2	5	3	8	4	9	3	5	0	1		26	
23	Gant, Jakeenan	r	3-4	0-1	0-0	1	3	4	1	6	0	1	1	0		15	
12	Wright, Namon	g	1-4	1-3	0-0	0	2	2	3	3	1	1	0	2		10	
14	Shamburger, Keith	g	5-12	5-9	6-7	2	4	6	3	21	2	1	0	1		37	
15	Clark, Wes	g	6-14	2-6	2-3	1	4	5	3	16	1	0	0	0		29	
04	Isabell, Tramaine		3-7	2-5	4-4	0	2	2	4	12	4	2	0	0		36	
05	Allen, D'Angelo		2-6	0-1	1-1	2	3	5	4	5	1	1	0	0		23	
44	Rosburg, Ryan		1-3	0-0	1-2	0	1	1	2	3	0	0	2	0		16	
45	Post, Keanean		2-2	0-0	0-1	4	0	4	3	4	0	3	0	0		8	
	Team					2	1	3									
	Totals		27-61	10-27	15-20	17	23	40	27	79	12	14	3	4		200	

FG % 1st Half: 14-30 46.7% 2nd half: 13-31 41.9% Game: 27-61 44.3%  
3FG % 1st Half: 5-13 38.5% 2nd half: 5-14 35.7% Game: 10-27 37.0%  
FT % 1st Half: 7-10 70.0% 2nd half: 8-10 80.0% Game: 15-20 75.0%

Auburn 85 • 9-6, 1-1

#	Player	Total			3-Ptr			Rebounds			PF	TP	A	TO	Blk	Stl	Min
		FG	FGA	FT	FTA	Off	Def	Total									
05	Bowers, Cinmeon	r	4-13	1-1	11-18	9	5	14	3	20	1	1	0	3		29	
25	Granger, Jordon	r	3-4	2-3	0-0	1	2	3	3	8	1	2	1	1		27	
01	Harrell, KT	g	5-6	3-3	1-2	0	0	0	1	14	4	2	0	0		33	
12	Ross-Miller, KC	g	3-6	2-4	5-7	0	3	3	5	13	5	3	1	2		26	
14	Mason, Antoine	g	3-10	1-4	0-0	0	2	2	2	7	2	0	0	1		24	
00	Canada, Malcolm		2-3	1-1	5-6	0	4	4	4	10	2	1	0	2		17	
04	Reed, Trayvon		1-2	0-0	0-0	0	2	2	0	2	0	0	1	0		9	
13	Shamsid-Deen, Tahj		4-7	0-2	2-2	0	0	0	1	10	1	0	0	0		23	
20	Thompson, Alex		0-1	0-1	1-2	0	1	1	3	1	0	0	0	0		10	
31	Waddell, Devin		0-0	0-0	0-0	1	0	1	0	0	0	0	0	0		2	
	Team					0	1	1									
	Totals		25-52	10-19	25-37	11	20	31	22	85	16	9	3	9		200	

FG % 1st Half: 12-24 50.0% 2nd half: 13-28 46.4% Game: 25-52 48.1%  
3FG % 1st Half: 6-13 46.2% 2nd half: 4-6 66.7% Game: 10-19 52.6%  
FT % 1st Half: 11-16 68.8% 2nd half: 14-21 66.7% Game: 25-37 67.6%

Officials: Ron Groover, Olandis Poole, Glenn Tuitt  
Technical fouls: Missouri-Wright, Namon. Auburn-None.  
Attendance: 8365

Score by periods	1st	2nd	Total
Missouri	40	39	79
Auburn	41	44	85

Points	In	Off	2nd	Fast	Bench
	Paint	T/O	Chance	Break	
MU	28	17	22	0	24
AU	20	14	7	10	23

Last FG - MU 2nd-00:01, AU 2nd-00:46.  
Largest lead - MU by 8 2nd-16:31, AU by 8 1st-07:46.  
MU led for 15:11, AU led for 22:23. Game was tied for 02:26.

Score tied - 5 times.  
Lead changed - 3 times.

Junior Cinmeon Bowers tied a season-high with 20 points and grabbed 14 rebounds and senior KT Harrell scored 14 points as Auburn defeated Missouri, 85-79, on Saturday at Auburn Arena. The win gives Auburn an 8-1 record at home and its sixth second half comeback victory of the season.

Auburn (9-6, 1-1 SEC) held a 41-40 advantage at the break, but Missouri stormed out of the gates, scoring the first nine points in the second half to take an eight point lead. Auburn responded with a 10-0 run over the next 2:39 to tie the game at 51 with 13:15 remaining.

With Missouri up 65-61, Auburn went on a 12-2 run. Sophomore Tahj Shamsid-Deen scored six of Auburn's eight points before Harrell buried a three to give Auburn a six point lead, 76-67, with 4:04 remaining.

After Missouri trimmed the lead to two, 74-72, junior Jordon Granger hit his second trey of the game with 2:24 to give the Tigers a five point advantage, 77-72. Missouri's Wes Clark cut the lead back down to two with a three of his own, before Malcolm Canada scored six of his 10 points in the final 46 seconds to seal the victory for Auburn.

Bowers' performance gives the Racine, Wisc., native his SEC-leading ninth double-double of the season. Bowers finished 4-of-13 from the field, but made a career-high 11 free throws, while grabbing nine offensive and five defensive rebounds.

Harrell, one of five Tigers to finish in double figures, went 5-of-6 from the field, including 3-of-3 from beyond the arc. Senior K.C. Ross-Miller tied a season-high 13 points, while Shamsid-Deen added 10, all in the second half.

Missouri was led by Keith Shamburger, who scored 21 with six rebounds and Wes Clark who scored 16.

Auburn 55 • 9-7, 1-2 SEC

#	Player	Total			3-Ptr			Rebounds			PF	TP	A	TO	Blk	Stl	Min
		FG	FGA	FT	FTA	Off	Def	Total									
05	Bowers, Cinmeon	r	4-11	0-2	3-7	3	8	11	3	11	4	3	1	0		32	
25	Granger, Jordon	r	1-2	1-2	2-2	1	2	3	4	5	1	1	0	0		20	
01	Harrell, KT	g	3-13	2-5	0-0	1	0	1	4	8	2	1	0	1		26	
12	Ross-Miller, K.C.	g	1-3	1-2	3-4	0	1	1	2	6	1	4	0	1		19	
14	Mason, Antoine	g	4-7	2-3	3-5	0	1	1	2	13	1	2	0	0		26	
00	Canada, Malcolm		0-3	0-0	2-2	0	4	4	0	2	1	0	0	1		27	
04	Reed, Trayvon		0-1	0-0	0-1	2	0	2	0	0	0	1	0	1		8	
13	Shamsid-Deen, Tahj		1-5	0-2	1-2	2	1	3	1	3	0	0	0	0		28	
20	Thompson, Alex		2-4	0-2	3-3	0	3	3	1	7	0	1	1	0		14	
31	Waddell, Devin		0-0	0-0	0-0	0	0	0	0	0	0	0	0	0		0+	
	Team					2	4	6									
	Totals		16-49	6-18	17-26	11	24	35	17	55	10	13	2	4		200	

FG % 1st Half: 6-27 22.2% 2nd half: 10-22 45.5% Game: 16-49 32.7%  
3FG % 1st Half: 1-7 14.3% 2nd half: 5-11 45.5% Game: 6-18 33.3%  
FT % 1st Half: 7-10 70.0% 2nd half: 10-16 62.5% Game: 17-26 65.4%

Florida 75 • 10-6, 3-0 SEC

#	Player	Total			3-Ptr			Rebounds			PF	TP	A	TO	Blk	Stl	Min
		FG	FGA	FT	FTA	Off	Def	Total									
03	Robinson, Devin	r	1-2	0-0	0-0	1	0	1	3	2	0	0	0	0		10	
10	Finney-Smith, Dorian	r	4-10	2-3	4-4	2	1	3	3	14	0	0	1	1		24	
23	Walker, Chris	c	1-4	0-0	0-2	3	1	4	3	2	0	0	1	0		10	
00	Hill, Kasey	g	5-9	0-0	2-2	1	4	5	1	12	7	0	1	3		31	
11	Chiozza, Chris	g	4-6	1-3	0-1	0	0	0	0	9	2	0	0	0		25	
01	Carter, Eli		5-9	2-5	0-0	0	2	2	1	12	3	2	0	1		29	
05	Murphy, Alex		1-3	0-1	1-2	0	4	4	1	3	0	2	0	0		7	
20	Frazier, Michael		3-7	1-3	4-4	1	8	9	2	11	2	2	0	1		30	
21	Horford, Jon		2-5	1-3	0-0	0	3	3	4	5	0	0	0	1		10	
30	Kurtz, Jacob		2-4	0-0	1-3	2	3	5	2	5	0	2	1	0		24	
	Team					1	2	3									
	Totals		28-59	7-18	12-18	11	28	39	20	75	14	9	4	7		200	

FG % 1st Half: 15-30 50.0% 2nd half: 13-29 44.8% Game: 28-59 47.5%  
3FG % 1st Half: 3-9 33.3% 2nd half: 4-9 44.4% Game: 7-18 38.9%  
FT % 1st Half: 4-6 66.7% 2nd half: 8-12 66.7% Game: 12-18 66.7%

Officials: Tony Greene, Joe Lindsay, Roger Ayers  
Technical fouls: Auburn-None. Florida-None.  
Attendance: 10346

Score by periods	1st	2nd	Total
Auburn	20	35	55
Florida	37	38	75

Points	In	Off	2nd	Fast	Bench
	Paint	T/O	Chance	Break	
AU	16	13	7	2	12
UF	36	16	12	9	36

Last FG - AU 2nd-03:23, UF 2nd-00:27.  
Largest lead - AU None, UF by 24 2nd-15:36.

Score tied - 2 times.  
Lead changed - 0 times.

Cinmeon Bowers recorded his 10th double-double of the season but it wasn't enough to overcome a poor shooting night for Auburn, which fell at Florida, 75-55, on Thursday night at the O'Connell Center.

Bowers had 11 points and 11 rebounds but Auburn shot just 32.7 percent for the game as it fell to 9-7, 1-2 SEC. Antoine Mason led Auburn with 13 points on 4-for-7 shooting, the third time this season he has been the team's leading scorer.

Florida jumped out to a 17-point halftime lead, 37-20, and led by as many as 24 in the second half but Auburn was able to whittle the deficit down to 10, 65-53, with 5:46 on a Jordon Granger 3-pointer.

That was the closest Auburn would get on the night, however, as Florida, which came into the game allowing just 59 points per game, held Auburn to just 16 made baskets on the night.

Bowers finished the game leading Auburn in rebounds and assists and was second in points to Mason.

Dorian Finney-Smith led all scorers with 14 points. He was joined in double figures by Kasey Hill and Eli Carter, who each had 12, and Michael Frazier, who had 11.



# 2014-15 AUBURN BASKETBALL GAME NOTES

8 NCAA TOURNAMENTS:  
1984, 1985, 1986, 1987, 1988, 1999, 2000, 2003  
2 SEC CHAMPIONSHIPS:  
1960, 1999

## 2014-15 Auburn Tigers Basketball Auburn Individual Game-by-Game (as of Jan 16, 2015) All games

### #00 Canada, Malcolm

Opponent	Date	gs	min	Total		3-Pointers		Free throws		Rebounds				pf	a	t/o	blk	stl	pts	avg
				fg-fga	pct	3fg-fga	pct	ft-fta	pct	off	def	tot	avg							
MILWAUKEE	11/14/14		13	0-2	.000	0-0	.000	0-0	.000	0	2	2	2.0	3	1	0	0	0	0	0.0
at Colorado	11/17/14		18	2-6	.333	0-1	.000	2-2	1.000	2	0	2	2.0	2	1	2	0	1	6	3.0
LOUISIANA	11/21/14		23	3-8	.375	0-2	.000	4-5	.800	1	1	2	2.0	4	6	1	1	2	10	5.3
vs Tulsa	11/24/14		23	3-7	.429	0-1	.000	0-0	.000	0	2	2	2.0	3	1	4	0	2	6	5.5
vs Oregon State	11/26/14		23	3-3	1.000	2-2	1.000	3-4	.750	0	1	1	1.8	2	2	1	0	2	11	6.6
at Texas Tech	12/03/14		16	1-3	.333	0-1	.000	0-0	.000	1	1	2	1.8	2	0	3	0	0	2	5.8
COASTAL CAROLINA	12-05-14		18	1-5	.200	1-5	.200	0-0	.000	1	0	1	1.7	2	2	2	1	0	3	5.4
at Clemson	12/14/14		12	0-2	.000	0-1	.000	1-2	.500	0	2	2	1.8	4	0	2	0	2	1	4.9
WINTHROP	12/17/14		16	2-3	.667	1-1	1.000	0-0	.000	0	0	0	1.6	4	5	0	0	0	5	4.9
XAVIER	12/20/14		37	5-9	.556	0-2	.000	5-6	.833	1	2	3	1.7	4	2	1	0	3	15	5.9
TEXAS SOUTHERN	12/23/14		27	1-4	.250	0-2	.000	3-4	.750	0	4	4	1.9	3	4	0	1	0	5	5.8
MIDDLE TENNESSEE S	12/29/14		26	0-2	.000	0-0	.000	1-2	.500	1	1	2	1.9	1	2	2	0	1	1	5.4
NORTH ALABAMA	01/03/15		28	3-7	.429	0-3	.000	2-3	.667	2	4	6	2.2	3	5	2	0	3	8	5.6
at Vanderbilt	01/06/15	*	25	3-7	.429	0-2	.000	3-4	.750	1	3	4	2.4	5	4	1	1	0	9	5.9
MISSOURI	01/10/15		17	2-3	.667	1-1	1.000	5-6	.833	0	4	4	2.5	4	2	1	0	2	10	6.1
at Florida	1/15/15		27	0-3	.000	0-0	.000	2-2	1.000	0	4	4	2.6	0	1	0	0	1	2	5.9
Totals		1	349	29-74	.392	5-24	.208	31-40	.775	10	31	41	2.6	46	38	22	4	19	94	5.9

Games played: 16  
Minutes/game: 21.8  
Points/game: 5.9  
FG Pct: 39.2  
3FG Pct: 20.8  
FT Pct: 77.5

Rebounds/game: 2.6  
Assists/game: 2.4  
Turnovers/game: 1.4  
Assist/turnover ratio: 1.7  
Steals/game: 1.2  
Blocks/game: 0.3

### #01 Harrell, KT

Opponent	Date	gs	min	Total		3-Pointers		Free throws		Rebounds				pf	a	t/o	blk	stl	pts	avg
				fg-fga	pct	3fg-fga	pct	ft-fta	pct	off	def	tot	avg							
MILWAUKEE	11/14/14	*	32	5-11	.455	2-3	.667	8-9	.889	0	3	3	3.0	2	0	4	0	3	20	20.0
at Colorado	11/17/14	*	35	5-17	.294	3-11	.273	7-7	1.000	0	0	0	1.5	3	0	2	0	0	20	20.0
LOUISIANA	11/21/14	*	32	10-15	.667	1-4	.250	3-4	.750	3	1	4	2.3	1	2	1	0	2	24	21.3
vs Tulsa	11/24/14	*	26	1-7	.143	0-5	.000	0-2	.000	0	3	3	2.5	3	1	5	0	0	2	16.5
vs Oregon State	11/26/14	*	24	7-13	.538	2-6	.333	4-6	.667	0	0	0	2.0	2	0	2	0	1	20	17.2
at Texas Tech	12/03/14	*	36	6-15	.400	3-9	.333	2-4	.500	0	3	3	2.2	2	2	4	0	1	17	17.2
COASTAL CAROLINA	12-05-14	*	35	8-15	.533	7-8	.875	2-2	1.000	2	2	4	2.4	1	2	3	0	0	25	18.3
at Clemson	12/14/14	*	34	6-12	.500	3-7	.429	1-2	.500	1	2	3	2.5	1	1	3	0	1	16	18.0
WINTHROP	12/17/14	*	29	4-11	.364	3-6	.500	3-6	.500	0	3	3	2.6	2	1	1	0	1	14	17.6
XAVIER	12/20/14	*	44	10-20	.500	3-9	.333	1-1	1.000	2	5	7	3.0	2	2	3	0	1	24	18.2
TEXAS SOUTHERN	12/23/14	*	37	4-11	.364	2-5	.400	4-4	1.000	1	1	2	2.9	0	1	1	1	2	14	17.8
MIDDLE TENNESSEE S	12/29/14	*	33	4-9	.444	2-4	.500	2-2	1.000	1	6	7	3.3	2	3	4	0	2	12	17.3
NORTH ALABAMA	01/03/15	*	33	9-16	.563	4-7	.571	3-5	.600	4	2	6	3.5	0	3	1	0	2	25	17.9
at Vanderbilt	01/06/15	*	27	3-9	.333	2-5	.400	0-2	.000	1	1	2	3.4	4	0	2	0	0	8	17.2
MISSOURI	01/10/15	*	33	5-6	.833	3-3	1.000	1-2	.500	0	0	0	3.1	1	4	2	0	0	14	17.0
at Florida	1/15/15	*	26	3-13	.231	2-5	.400	0-0	.000	1	0	1	3.0	4	2	1	0	1	8	16.4
Totals		16	516	90-200	.450	42-97	.433	41-58	.707	16	32	48	3.0	30	24	39	1	17	263	16.4

Games played: 16  
Minutes/game: 32.2  
Points/game: 16.4  
FG Pct: 45.0  
3FG Pct: 43.3  
FT Pct: 70.7

Rebounds/game: 3.0  
Assists/game: 1.5  
Turnovers/game: 2.4  
Assist/turnover ratio: 0.6  
Steals/game: 1.1  
Blocks/game: 0.1



**2014-15 Auburn Tigers Basketball**  
**Auburn Individual Game-by-Game (as of Jan 16, 2015)**  
**All games**

**#03 Keim,Patrick**

Opponent	Date	gs	min	Total		3-Pointers		Free throws		Rebounds				pf	a	t/o	blk	stl	pts	avg
				fg-fga	pct	3fg-fga	pct	ft-fga	pct	off	def	tot	avg							
LOUISIANA	11/21/14	1	0	0-0	.000	0-0	.000	0-0	.000	0	0	0	0.0	0	0	0	0	0	0	0.0
MIDDLE TENNESSEE S	12/29/14	0	0	0-0	.000	0-0	.000	0-0	.000	0	0	0	0.0	0	0	0	0	0	0	0.0
NORTH ALABAMA	01/03/15	1	0	0-0	.000	0-0	.000	0-2	.000	0	0	0	0.0	0	0	0	0	0	0	0.0
<b>Totals</b>		<b>0</b>	<b>2</b>	<b>0-0</b>	<b>.000</b>	<b>0-0</b>	<b>.000</b>	<b>0-2</b>	<b>.000</b>	<b>0</b>	<b>0</b>	<b>0</b>	<b>0.0</b>	<b>0</b>	<b>0</b>	<b>0</b>	<b>0</b>	<b>0</b>	<b>0</b>	<b>0.0</b>

Games played: 3  
 Minutes/game: 0.7  
 FT Pct: 0.0

**#04 Reed, Trayvon**

Opponent	Date	gs	min	Total		3-Pointers		Free throws		Rebounds				pf	a	t/o	blk	stl	pts	avg
				fg-fga	pct	3fg-fga	pct	ft-fga	pct	off	def	tot	avg							
at Clemson	12/14/14	8	0	0-1	.000	0-0	.000	0-0	.000	0	0	0	0.0	4	0	0	1	0	0	0.0
WINTHROP	12/17/14	12	1	1-4	.250	0-0	.000	0-2	.000	3	5	8	4.0	2	0	0	2	0	2	1.0
XAVIER	12/20/14	25	1	1-1	1.000	0-0	.000	2-4	.500	2	3	5	4.3	4	1	0	5	0	4	2.0
TEXAS SOUTHERN	12/23/14	8	1	1-1	1.000	0-0	.000	0-1	.000	1	2	3	4.0	2	1	1	0	0	2	2.0
MIDDLE TENNESSEE S	12/29/14	16	1	1-1	1.000	0-0	.000	2-4	.500	0	3	3	3.8	0	0	1	1	0	4	2.4
NORTH ALABAMA	01/03/15	10	1	1-1	1.000	0-0	.000	0-0	.000	1	2	3	3.7	1	0	1	0	0	2	2.3
at Vanderbilt	01/06/15	8	0	0-1	.000	0-0	.000	0-2	.000	1	0	1	3.3	1	0	0	0	0	0	2.0
MISSOURI	01/10/15	9	1	1-2	.500	0-0	.000	0-0	.000	0	2	2	3.1	0	0	0	1	0	2	2.0
at Florida	1/15/15	8	0	0-1	.000	0-0	.000	0-1	.000	2	0	2	3.0	0	0	1	0	1	0	1.8
<b>Totals</b>		<b>0</b>	<b>104</b>	<b>6-13</b>	<b>.462</b>	<b>0-0</b>	<b>.000</b>	<b>4-14</b>	<b>.286</b>	<b>10</b>	<b>17</b>	<b>27</b>	<b>3.0</b>	<b>14</b>	<b>2</b>	<b>4</b>	<b>10</b>	<b>1</b>	<b>16</b>	<b>1.8</b>

Games played: 9  
 Minutes/game: 11.6  
 Points/game: 1.8  
 FG Pct: 46.2  
 FT Pct: 28.6

Rebounds/game: 3.0  
 Assists/game: 0.2  
 Turnovers/game: 0.4  
 Assist/turnover ratio: 0.5  
 Steals/game: 0.1  
 Blocks/game: 1.1

**#05 Bowers,Cinmeon**

Opponent	Date	gs	min	Total		3-Pointers		Free throws		Rebounds				pf	a	t/o	blk	stl	pts	avg
				fg-fga	pct	3fg-fga	pct	ft-fga	pct	off	def	tot	avg							
MILWAUKEE	11/14/14	*	32	6-12	.500	0-1	.000	6-11	.545	6	11	17	17.0	1	1	1	0	0	18	18.0
at Colorado	11/17/14	*	30	5-13	.385	0-1	.000	1-4	.250	6	7	13	15.0	4	1	2	0	1	11	14.5
LOUISIANA	11/21/14	*	32	7-13	.538	1-1	1.000	5-10	.500	5	7	12	14.0	2	1	2	0	1	20	16.3
vs Tulsa	11/24/14	*	32	7-15	.467	0-1	.000	3-4	.750	6	9	15	14.3	1	1	4	0	1	17	16.5
vs Oregon State	11/26/14	*	29	3-6	.500	0-0	.000	4-6	.667	0	8	8	13.0	4	0	4	1	0	10	15.2
at Texas Tech	12/03/14	*	21	2-6	.333	0-0	.000	0-2	.000	3	5	8	12.2	2	1	2	1	0	4	13.3
COASTAL CAROLINA	12-05-14	*	28	0-5	.000	0-1	.000	1-4	.250	1	4	5	11.1	2	0	2	0	0	1	11.6
at Clemson	12/14/14	*	32	7-15	.467	0-2	.000	3-5	.600	2	12	14	11.5	4	1	0	0	3	17	12.3
WINTHROP	12/17/14	*	27	8-13	.615	0-0	.000	3-9	.333	4	13	17	12.1	1	3	4	0	1	19	13.0
XAVIER	12/20/14	*	24	8-14	.571	0-0	.000	1-4	.250	1	5	6	11.5	5	0	4	1	0	17	13.4
TEXAS SOUTHERN	12/23/14	*	32	4-12	.333	0-0	.000	5-11	.455	5	10	15	11.8	1	1	4	3	3	13	13.4
MIDDLE TENNESSEE S	12/29/14	*	24	5-12	.417	0-1	.000	1-3	.333	3	3	6	11.3	3	1	3	0	0	11	13.2
NORTH ALABAMA	01/03/15	*	29	8-14	.571	0-1	.000	4-7	.571	4	7	11	11.3	1	0	1	3	0	20	13.7
at Vanderbilt	01/06/15	*	31	3-11	.273	0-1	.000	1-4	.250	5	4	9	11.1	2	1	3	0	2	7	13.2
MISSOURI	01/10/15	*	29	4-13	.308	1-1	1.000	11-18	.611	9	5	14	11.3	3	1	1	0	3	20	13.7
at Florida	1/15/15	*	32	4-11	.364	0-2	.000	3-7	.429	3	8	11	11.3	3	4	3	1	0	11	13.5
<b>Totals</b>		<b>16</b>	<b>464</b>	<b>81-185</b>	<b>.438</b>	<b>2-13</b>	<b>.154</b>	<b>52-109</b>	<b>.477</b>	<b>63</b>	<b>118</b>	<b>181</b>	<b>11.3</b>	<b>39</b>	<b>17</b>	<b>40</b>	<b>10</b>	<b>15</b>	<b>216</b>	<b>13.5</b>

Games played: 16  
 Minutes/game: 29.0  
 Points/game: 13.5  
 FG Pct: 43.8  
 3FG Pct: 15.4  
 FT Pct: 47.7

Rebounds/game: 11.3  
 Assists/game: 1.1  
 Turnovers/game: 2.5  
 Assist/turnover ratio: 0.4  
 Steals/game: 0.9  
 Blocks/game: 0.6



# 2014-15 AUBURN BASKETBALL GAME NOTES

8 NCAA TOURNAMENTS:  
1984, 1985, 1986, 1987, 1988, 1999, 2000, 2003  
2 SEC CHAMPIONSHIPS:  
1960, 1999

## 2014-15 Auburn Tigers Basketball Auburn Individual Game-by-Game (as of Jan 16, 2015) All games

### #12 Ross-Miller, K.C.

Opponent	Date	gs	min	Total		3-Pointers		Free throws		Rebounds				pf	a	t/o	blk	stl	pts	avg
				fg-fga	pct	3fg-fga	pct	ft-fa	pct	off	def	tot	avg							
MILWAUKEE	11/14/14		23	3-5	.600	1-1	1.000	6-6	1.000	0	2	2	2.0	1	3	2	0	1	13	13.0
at Colorado	11/17/14	*	26	5-14	.357	0-2	.000	1-1	1.000	0	3	3	2.5	3	1	1	0	1	11	12.0
LOUISIANA	11/21/14	*	16	2-3	.667	0-1	.000	4-4	1.000	0	1	1	2.0	4	3	3	0	2	8	10.7
vs Tulsa	11/24/14	*	17	0-3	.000	0-2	.000	0-0	.000	0	0	0	1.5	4	2	5	0	0	0	8.0
vs Oregon State	11/26/14	*	32	2-4	.500	0-0	.000	7-8	.875	2	2	4	2.0	1	2	4	0	5	11	8.6
at Texas Tech	12/03/14	*	24	1-6	.167	0-3	.000	1-2	.500	0	2	2	2.0	3	1	3	0	4	3	7.7
COASTAL CAROLINA	12-05-14	*	27	2-11	.182	1-7	.143	1-4	.250	1	3	4	2.3	2	3	3	0	1	6	7.4
at Clemson	12/14/14	*	27	2-5	.400	1-4	.250	0-0	.000	1	1	2	2.3	4	2	5	0	2	5	7.1
WINTHROP	12/17/14		19	0-1	.000	0-1	.000	2-2	1.000	1	0	1	2.1	1	3	1	0	0	2	6.6
XAVIER	12/20/14		27	3-6	.500	0-1	.000	2-2	1.000	0	3	3	2.2	1	1	2	0	4	8	6.7
TEXAS SOUTHERN	12/23/14		25	4-8	.500	1-3	.333	2-2	1.000	0	0	0	2.0	3	4	1	0	3	11	7.1
MIDDLE TENNESSEE S	12/29/14	*	27	3-3	1.000	0-0	.000	1-2	.500	0	3	3	2.1	2	1	4	0	5	7	7.1
NORTH ALABAMA	01/03/15	*	25	1-5	.200	0-2	.000	0-0	.000	0	0	0	1.9	3	6	1	0	4	2	6.7
at Vanderbilt	01/06/15	*	27	1-7	.143	1-2	.500	0-0	.000	0	1	1	1.9	2	0	1	0	1	3	6.4
MISSOURI	01/10/15	*	26	3-6	.500	2-4	.500	5-7	.714	0	3	3	1.9	5	5	3	1	2	13	6.9
at Florida	1/15/15	*	19	1-3	.333	1-2	.500	3-4	.750	0	1	1	1.9	2	1	4	0	1	6	6.8
Totals			12	33-90	.367	8-35	.229	35-44	.795	5	25	30	1.9	41	38	43	1	36	109	6.8

Games played: 16  
Minutes/game: 24.2  
Points/game: 6.8  
FG Pct: 36.7  
3FG Pct: 22.9  
FT Pct: 79.5

Rebounds/game: 1.9  
Assists/game: 2.4  
Turnovers/game: 2.7  
Assist/turnover ratio: 0.9  
Steals/game: 2.3  
Blocks/game: 0.1

### #13 Shamsid-Deen, Tahj

Opponent	Date	gs	min	Total		3-Pointers		Free throws		Rebounds				pf	a	t/o	blk	stl	pts	avg
				fg-fga	pct	3fg-fga	pct	ft-fa	pct	off	def	tot	avg							
MILWAUKEE	11/14/14	*	15	1-3	.333	0-2	.000	0-0	.000	0	0	0	0.0	1	1	1	0	1	2	2.0
at Colorado	11/17/14	*	22	1-8	.125	0-4	.000	0-1	.000	0	0	0	0.0	1	2	1	0	2	2	2.0
LOUISIANA	11/21/14	*	33	7-16	.438	5-10	.500	2-2	1.000	0	0	0	0.0	2	3	2	0	2	21	8.3
vs Tulsa	11/24/14	*	33	2-6	.333	1-4	.250	0-0	.000	0	2	2	0.5	2	0	2	0	1	5	7.5
vs Oregon State	11/26/14	*	34	3-7	.429	1-4	.250	4-6	.667	1	1	2	0.8	3	1	2	0	0	11	8.2
at Texas Tech	12/03/14	*	27	2-7	.286	0-2	.000	1-2	.500	0	2	2	1.0	4	1	1	0	1	5	7.7
COASTAL CAROLINA	12-05-14	*	33	2-6	.333	2-4	.500	2-2	1.000	0	0	0	0.9	3	5	0	0	0	8	7.7
at Clemson	12/14/14	*	16	1-4	.250	1-3	.333	3-3	1.000	0	0	0	0.8	1	2	0	0	1	6	7.5
WINTHROP	12/17/14	*	26	2-4	.500	0-1	.000	3-4	.750	0	2	2	0.9	2	0	0	0	0	7	7.4
XAVIER	12/20/14	*	30	3-4	.750	0-1	.000	0-1	.000	0	4	4	1.2	0	2	0	0	1	6	7.3
TEXAS SOUTHERN	12/23/14	*	15	0-1	.000	0-0	.000	0-0	.000	0	0	0	1.1	5	1	1	0	0	0	6.6
MIDDLE TENNESSEE S	12/29/14		12	0-3	.000	0-1	.000	0-0	.000	0	0	0	1.0	1	1	0	0	0	0	6.1
at Vanderbilt	01/06/15		22	1-5	.200	1-2	.500	0-0	.000	0	2	2	1.1	1	3	0	0	2	3	5.8
MISSOURI	01/10/15		23	4-7	.571	0-2	.000	2-2	1.000	0	0	0	1.0	1	1	0	0	0	10	6.1
at Florida	1/15/15		28	1-5	.200	0-2	.000	1-2	.500	2	1	3	1.1	1	0	0	0	0	3	5.9
Totals			11	30-86	.349	11-42	.262	18-25	.720	3	14	17	1.1	28	23	10	0	11	89	5.9

Games played: 15  
Minutes/game: 24.6  
Points/game: 5.9  
FG Pct: 34.9  
3FG Pct: 26.2  
FT Pct: 72.0

Rebounds/game: 1.1  
Assists/game: 1.5  
Turnovers/game: 0.7  
Assist/turnover ratio: 2.3  
Steals/game: 0.7



2014-15 Auburn Tigers Basketball  
Auburn Individual Game-by-Game (as of Jan 16, 2015)  
All games

#14 Mason, Antoine

Opponent	Date	gs	min	Total		3-Pointers		Free throws		Rebounds				pf	a	t/o	blk	stl	pts	avg	
				fg-fga	pct	3fg-fga	pct	ft-fta	pct	off	def	tot	avg								
MILWAUKEE	11/14/14	*	30	5-14	.357	1-3	.333	8-13	.615	0	1	1	1.0	1	1	1	0	1	19	19.0	
at Clemson	12/14/14		28	4-9	.444	2-5	.400	4-7	.571	0	2	2	1.5	4	1	5	0	1	14	16.5	
WINTHROP	12/17/14	*	28	5-10	.500	0-4	.000	3-4	.750	0	4	4	2.3	3	2	2	0	1	13	15.3	
XAVIER	12/20/14	*	32	2-8	.250	1-4	.250	7-11	.636	2	1	3	2.5	2	2	0	0	1	12	14.5	
TEXAS SOUTHERN	12/23/14	*	32	5-13	.385	3-6	.500	0-0	.000	1	2	3	2.6	0	0	3	0	2	13	14.2	
MIDDLE TENNESSEE S	12/29/14	*	32	5-7	.714	3-4	.750	6-6	1.000	0	1	1	2.3	3	3	2	0	2	19	15.0	
NORTH ALABAMA	01/03/15	*	32	6-13	.462	0-5	.000	6-7	.857	0	4	4	2.6	2	2	5	0	0	18	15.4	
at Vanderbilt	01/06/15	*	30	5-14	.357	1-5	.200	5-6	.833	0	2	2	2.5	3	2	1	0	1	16	15.5	
MISSOURI	01/10/15	*	24	3-10	.300	1-4	.250	0-0	.000	0	2	2	2.4	2	2	0	0	1	7	14.6	
at Florida	1/15/15	*	26	4-7	.571	2-3	.667	3-5	.600	0	1	1	2.3	2	1	2	0	0	13	14.4	
Totals			9	294	44-105	.419	14-43	.326	42-59	.712	3	20	23	2.3	22	16	21	0	10	144	14.4

Games played: 10  
Minutes/game: 29.4  
Points/game: 14.4  
FG Pct: 41.9  
3FG Pct: 32.6  
FT Pct: 71.2

Rebounds/game: 2.3  
Assists/game: 1.6  
Turnovers/game: 2.1  
Assist/turnover ratio: 0.8  
Steals/game: 1.0

#20 Thompson, Alex

Opponent	Date	gs	min	Total		3-Pointers		Free throws		Rebounds				pf	a	t/o	blk	stl	pts	avg	
				fg-fga	pct	3fg-fga	pct	ft-fta	pct	off	def	tot	avg								
WINTHROP	12/17/14		15	2-9	.222	1-2	.500	3-4	.750	4	2	6	6.0	3	0	1	1	0	8	8.0	
XAVIER	12/20/14		11	0-2	.000	0-2	.000	0-0	.000	0	2	2	4.0	3	0	3	0	0	0	4.0	
TEXAS SOUTHERN	12/23/14		9	1-4	.250	0-3	.000	1-1	1.000	0	1	1	3.0	0	0	2	0	1	3	3.7	
MIDDLE TENNESSEE S	12/29/14		16	1-3	.333	0-0	.000	1-4	.250	3	0	3	3.0	0	0	0	0	1	3	3.5	
NORTH ALABAMA	01/03/15		20	3-8	.375	1-3	.333	0-0	.000	1	2	3	3.0	2	2	0	0	0	7	4.2	
at Vanderbilt	01/06/15		6	0-2	.000	0-1	.000	0-0	.000	1	0	1	2.7	0	0	0	0	0	0	3.5	
MISSOURI	01/10/15		10	0-1	.000	0-1	.000	1-2	.500	0	1	1	2.4	3	0	0	0	0	1	3.1	
at Florida	1/15/15		14	2-4	.500	0-2	.000	3-3	1.000	0	3	3	2.5	1	0	1	1	0	7	3.6	
Totals			0	101	9-33	.273	2-14	.143	9-14	.643	9	11	20	2.5	12	2	7	2	2	29	3.6

Games played: 8  
Minutes/game: 12.6  
Points/game: 3.6  
FG Pct: 27.3  
3FG Pct: 14.3  
FT Pct: 64.3

Rebounds/game: 2.5  
Assists/game: 0.3  
Turnovers/game: 0.9  
Assist/turnover ratio: 0.3  
Steals/game: 0.3  
Blocks/game: 0.3



# 2014-15 AUBURN BASKETBALL GAME NOTES

**8 NCAA TOURNAMENTS:**  
1984, 1985, 1986, 1987, 1988, 1999, 2000, 2003  
**2 SEC CHAMPIONSHIPS:**  
1960, 1999

## 2014-15 Auburn Tigers Basketball Auburn Individual Game-by-Game (as of Jan 16, 2015) All games

### #22 Holmes, C.J.

Opponent	Date	gs	min	Total		3-Pointers		Free throws		Rebounds				pf	a	t/o	blk	stl	pts	avg
				fg-fga	pct	3fg-fga	pct	ft-fa	pct	off	def	tot	avg							
LOUISIANA	11/21/14	1	1	1-1	1.000	1-1	1.000	0-0	.000	0	0	0	0.0	0	0	0	0	0	3	3.0
NORTH ALABAMA	01/03/15	1	1	0-0	.000	0-0	.000	0-0	.000	0	0	0	0.0	0	0	0	0	0	0	1.5
Totals		0	2	1-1	1.000	1-1	1.000	0-0	.000	0	0	0	0.0	0	0	0	0	0	3	1.5

Games played: 2  
Minutes/game: 1.0  
Points/game: 1.5  
FG Pct: 100.0  
3FG Pct: 100.0

### #23 Lang, TJ

Opponent	Date	gs	min	Total		3-Pointers		Free throws		Rebounds				pf	a	t/o	blk	stl	pts	avg
				fg-fga	pct	3fg-fga	pct	ft-fa	pct	off	def	tot	avg							
MILWAUKEE	11/14/14	7	7	1-1	1.000	1-1	1.000	0-0	.000	0	0	0	0.0	1	0	0	0	0	3	3.0
at Colorado	11/17/14	18	18	0-0	.000	0-0	.000	3-5	.600	0	1	1	0.5	1	0	0	0	0	3	3.0
LOUISIANA	11/21/14	13	13	1-2	.500	1-2	.500	0-0	.000	0	0	0	0.3	4	1	1	0	0	3	3.0
vs Tulsa	11/24/14	16	16	0-2	.000	0-2	.000	0-0	.000	0	1	1	0.5	1	0	0	0	1	0	2.3
vs Oregon State	11/26/14	7	7	1-2	.500	1-2	.500	0-0	.000	1	1	2	0.8	2	0	1	0	0	3	2.4
at Texas Tech	12/03/14	17	17	2-4	.500	1-2	.500	0-0	.000	1	1	2	1.0	3	1	1	0	0	5	2.8
COASTAL CAROLINA	12-05-14	12	12	0-1	.000	0-1	.000	1-2	.500	1	1	2	1.1	1	0	1	0	0	1	2.6
at Clemson	12/14/14	2	2	0-0	.000	0-0	.000	0-0	.000	0	0	0	1.0	1	0	0	0	0	0	2.3
WINTHROP	12/17/14	2	2	0-0	.000	0-0	.000	0-0	.000	0	0	0	0.9	1	0	1	0	0	0	2.0
TEXAS SOUTHERN	12/23/14	2	2	0-1	.000	0-1	.000	0-0	.000	0	0	0	0.8	0	0	0	0	0	0	1.8
MIDDLE TENNESSEE S	12/29/14	2	2	0-0	.000	0-0	.000	0-0	.000	0	0	0	0.7	0	0	1	0	0	0	1.6
NORTH ALABAMA	01/03/15	15	15	0-1	.000	0-1	.000	0-0	.000	0	3	3	0.9	0	2	2	0	1	0	1.5
Totals		0	113	5-14	.357	4-12	.333	4-7	.571	3	8	11	0.9	15	4	8	0	2	18	1.5

Games played: 12  
Minutes/game: 9.4  
Points/game: 1.5  
FG Pct: 35.7  
3FG Pct: 33.3  
FT Pct: 57.1

Rebounds/game: 0.9  
Assists/game: 0.3  
Turnovers/game: 0.7  
Assist/turnover ratio: 0.5  
Steals/game: 0.2



**2014-15 Auburn Tigers Basketball**  
**Auburn Individual Game-by-Game (as of Jan 16, 2015)**  
**All games**

**#24 Purchase, Jack**

Opponent	Date	gs	min	Total		3-Pointers		Free throws		Rebounds				pf	a	t/o	blk	stl	pts	avg
				fg-fga	pct	3fg-fga	pct	ft-fa	pct	off	def	tot	avg							
MILWAUKEE	11/14/14		12	0-1	.000	0-1	.000	0-0	.000	0	1	1	1.0	2	0	0	0	0	0	0.0
at Colorado	11/17/14		18	1-5	.200	1-5	.200	0-0	.000	0	1	1	1.0	3	0	0	0	1	3	1.5
LOUISIANA	11/21/14		10	0-2	.000	0-2	.000	0-0	.000	0	1	1	1.0	4	2	0	0	0	0	1.0
vs Tulsa	11/24/14		19	1-2	.500	1-2	.500	0-0	.000	1	0	1	1.0	1	1	0	0	0	3	1.5
vs Oregon State	11/26/14		15	1-3	.333	1-3	.333	0-0	.000	0	2	2	1.2	1	0	2	0	0	3	1.8
at Texas Tech	12/03/14		15	0-1	.000	0-0	.000	0-0	.000	1	1	2	1.3	3	1	0	0	0	0	1.5
COASTAL CAROLINA	12-05-14		2	0-0	.000	0-0	.000	0-0	.000	0	0	0	1.1	1	0	0	0	0	0	1.3
Totals		0	91	3-14	.214	3-13	.231	0-0	.000	2	6	8	1.1	15	4	2	0	1	9	1.3

Games played: 7  
 Minutes/game: 13.0  
 Points/game: 1.3  
 FG Pct: 21.4  
 3FG Pct: 23.1

Rebounds/game: 1.1  
 Assists/game: 0.6  
 Turnovers/game: 0.3  
 Assist/turnover ratio: 2.0  
 Steals/game: 0.1

**#25 Granger, Jordan**

Opponent	Date	gs	min	Total		3-Pointers		Free throws		Rebounds				pf	a	t/o	blk	stl	pts	avg	
				fg-fga	pct	3fg-fga	pct	ft-fa	pct	off	def	tot	avg								
MILWAUKEE	11/14/14	*	28	3-3	1.000	2-2	1.000	0-0	.000	0	3	3	3.0	3	2	3	1	0	8	8.0	
at Colorado	11/17/14	*	20	0-5	.000	0-2	.000	0-0	.000	3	2	5	4.0	3	2	1	0	0	0	4.0	
LOUISIANA	11/21/14	*	30	4-5	.800	2-3	.667	4-4	1.000	0	6	6	4.7	2	1	0	1	1	14	7.3	
vs Tulsa	11/24/14	*	21	1-3	.333	0-2	.000	0-0	.000	2	1	3	4.3	3	0	3	1	0	2	6.0	
vs Oregon State	11/26/14	*	23	1-2	.500	0-0	.000	0-2	.000	0	2	2	3.8	4	0	0	0	0	2	5.2	
at Texas Tech	12/03/14	*	25	2-4	.500	2-2	1.000	0-0	.000	3	2	5	4.0	3	1	0	0	0	6	5.3	
COASTAL CAROLINA	12-05-14	*	32	4-7	.571	0-2	.000	1-3	.333	3	4	7	4.4	3	1	3	2	2	9	5.9	
at Clemson	12/14/14	*	31	1-3	.333	0-2	.000	0-0	.000	1	1	2	4.1	2	2	3	1	2	2	5.4	
WINTHROP	12/17/14	*	25	3-6	.500	2-4	.500	2-3	.667	1	3	4	4.1	2	2	1	1	1	10	5.9	
XAVIER	12/20/14	*	19	1-3	.333	1-3	.333	0-0	.000	0	1	1	3.8	1	1	3	1	1	3	5.6	
TEXAS SOUTHERN	12/23/14	*	13	0-1	.000	0-1	.000	0-0	.000	0	0	0	3.5	1	0	2	0	0	0	5.1	
MIDDLE TENNESSEE S	12/29/14	*	12	3-3	1.000	1-1	1.000	0-1	.000	0	0	0	3.2	3	0	0	0	1	7	5.3	
NORTH ALABAMA	01/03/15	*	4	0-0	.000	0-0	.000	0-0	.000	0	1	1	3.0	0	0	0	1	0	0	4.8	
at Vanderbilt	01/06/15		24	2-3	.667	2-3	.667	0-0	.000	0	3	3	3.0	3	0	0	2	4	6	4.9	
MISSOURI	01/10/15	*	27	3-4	.750	2-3	.667	0-0	.000	1	2	3	3.0	3	1	2	1	1	8	5.1	
at Florida	1/15/15	*	20	1-2	.500	1-2	.500	2-2	1.000	1	2	3	3.0	4	1	1	0	0	5	5.1	
Totals			15	354	29-54	.537	15-32	.469	9-15	.600	15	33	48	3.0	40	14	22	12	13	82	5.1

Games played: 16  
 Minutes/game: 22.1  
 Points/game: 5.1  
 FG Pct: 53.7  
 3FG Pct: 46.9  
 FT Pct: 60.0

Rebounds/game: 3.0  
 Assists/game: 0.9  
 Turnovers/game: 1.4  
 Assist/turnover ratio: 0.6  
 Steals/game: 0.8  
 Blocks/game: 0.8



# 2014-15 AUBURN BASKETBALL GAME NOTES

**8 NCAA TOURNAMENTS:**  
1984, 1985, 1986, 1987, 1988, 1999, 2000, 2003  
**2 SEC CHAMPIONSHIPS:**  
1960, 1999

## 2014-15 Auburn Tigers Basketball Auburn Individual Game-by-Game (as of Jan 16, 2015) All games

### #31 Waddell, Devin

Opponent	Date	gs	min	Total		3-Pointers		Free throws		Rebounds				pf	a	t/o	blk	stl	pts	avg	
				fg-fga	pct	3fg-fga	pct	ft-fa	pct	off	def	tot	avg								
MILWAUKEE	11/14/14		8	0-0	.000	0-0	.000	0-0	.000	0	0	0	0.0	2	0	0	0	0	0	0.0	
at Colorado	11/17/14		11	1-1	1.000	1-1	1.000	0-0	.000	0	2	2	1.0	2	0	0	1	0	3	1.5	
LOUISIANA	11/21/14		8	1-1	1.000	0-0	.000	0-0	.000	0	1	1	1.0	1	0	0	0	0	2	1.7	
vs Tulsa	11/24/14		8	0-0	.000	0-0	.000	0-0	.000	0	0	0	0.8	0	0	0	0	0	0	1.3	
vs Oregon State	11/26/14		11	0-0	.000	0-0	.000	0-0	.000	0	2	2	1.0	1	0	0	0	0	0	1.0	
at Texas Tech	12/03/14		19	1-1	1.000	0-0	.000	0-1	.000	0	2	2	1.2	4	0	0	0	0	2	1.2	
COASTAL CAROLINA	12-05-14		13	0-0	.000	0-0	.000	1-2	.500	0	3	3	1.4	3	0	1	0	0	1	1.1	
at Clemson	12/14/14		10	0-3	.000	0-0	.000	0-0	.000	2	0	2	1.5	3	1	0	0	0	0	1.0	
WINTHROP	12/17/14		1	0-0	.000	0-0	.000	0-0	.000	0	1	1	1.4	0	0	0	0	0	0	0.9	
XAVIER	12/20/14		1	0-0	.000	0-0	.000	0-0	.000	0	0	0	1.3	0	0	0	0	0	0	0.8	
NORTH ALABAMA	01/03/15		1	0-0	.000	0-0	.000	0-0	.000	0	0	0	1.2	0	0	0	0	0	0	0.7	
MISSOURI	01/10/15		2	0-0	.000	0-0	.000	0-0	.000	1	0	1	1.2	0	0	0	0	0	0	0.7	
at Florida	1/15/15		0	0-0	.000	0-0	.000	0-0	.000	0	0	0	1.1	0	0	0	0	0	0	0.6	
<b>Totals</b>			<b>0</b>	<b>93</b>	<b>3-6</b>	<b>.500</b>	<b>1-1</b>	<b>1.000</b>	<b>1-3</b>	<b>.333</b>	<b>3</b>	<b>11</b>	<b>14</b>	<b>1.1</b>	<b>16</b>	<b>1</b>	<b>1</b>	<b>1</b>	<b>0</b>	<b>8</b>	<b>0.6</b>

Games played: 13  
Minutes/game: 7.2  
Points/game: 0.6  
FG Pct: 50.0  
3FG Pct: 100.0  
FT Pct: 33.3

Rebounds/game: 1.1  
Assists/game: 0.1  
Turnovers/game: 0.1  
Assist/turnover ratio: 1.0  
Blocks/game: 0.1

### #42 Stockton, Cole

Opponent	Date	gs	min	Total		3-Pointers		Free throws		Rebounds				pf	a	t/o	blk	stl	pts	avg	
				fg-fga	pct	3fg-fga	pct	ft-fa	pct	off	def	tot	avg								
at Colorado	11/17/14		2	0-0	.000	0-0	.000	0-0	.000	0	0	0	0.0	1	0	0	0	0	0	0.0	
LOUISIANA	11/21/14		1	0-0	.000	0-0	.000	0-0	.000	0	0	0	0.0	0	0	0	0	0	0	0.0	
vs Tulsa	11/24/14		5	0-3	.000	0-3	.000	0-0	.000	0	1	1	0.3	0	0	0	0	0	0	0.0	
vs Oregon State	11/26/14		2	0-0	.000	0-0	.000	0-0	.000	0	0	0	0.3	0	0	0	0	0	0	0.0	
MIDDLE TENNESSEE S	12/29/14		0	0-0	.000	0-0	.000	0-0	.000	0	0	0	0.2	0	0	0	0	0	0	0.0	
NORTH ALABAMA	01/03/15		1	0-0	.000	0-0	.000	0-0	.000	0	0	0	0.2	1	0	0	0	0	0	0.0	
<b>Totals</b>			<b>0</b>	<b>11</b>	<b>0-3</b>	<b>.000</b>	<b>0-3</b>	<b>.000</b>	<b>0-0</b>	<b>.000</b>	<b>0</b>	<b>1</b>	<b>1</b>	<b>0.2</b>	<b>2</b>	<b>0</b>	<b>0</b>	<b>0</b>	<b>0</b>	<b>0</b>	<b>0.0</b>

Games played: 6  
Minutes/game: 1.8  
FG Pct: 0.0  
3FG Pct: 0.0

Rebounds/game: 0.2



**Atewe, Matthew**

Season	gp-gs	min/avg	Total		3-Point		F-Throws		Rebounds				Scoring							
			fg-fga	pct	fg-fga	pct	ft-fa	pct	off	def	tot	avg	pf	fo	ast	to	blk	stl	pts	avg
2013-14	24-0	346/14.4	12-27	.444	0-0	.000	13-25	.520	28	54	82	3.4	78	6	7	18	26	8	37	1.5
TOTAL	24-0	346/14.4	12-27	.444	0-0	.000	13-25	.520	28	54	82	3.4	78	6	7	18	26	8	37	1.5

**Bowers, Cinmeon**

Season	gp-gs	min/avg	Total		3-Point		F-Throws		Rebounds				Scoring							
			fg-fga	pct	fg-fga	pct	ft-fa	pct	off	def	tot	avg	pf	fo	ast	to	blk	stl	pts	avg
2014-15	16-16	464/29.0	81-185	.438	2-13	.154	52-109	.477	63	118	181	11.3	39	1	17	40	10	15	216	13.5
TOTAL	16-16	464/29.0	81-185	.438	2-13	.154	52-109	.477	63	118	181	11.3	39	1	17	40	10	15	216	13.5

**Canada, Malcolm**

Season	gp-gs	min/avg	Total		3-Point		F-Throws		Rebounds				Scoring							
			fg-fga	pct	fg-fga	pct	ft-fa	pct	off	def	tot	avg	pf	fo	ast	to	blk	stl	pts	avg
2013-14	30-0	353/11.8	24-67	.358	1-8	.125	36-45	.800	11	40	51	1.7	43	2	29	28	2	20	85	2.8
2014-15	16-1	349/21.8	29-74	.392	5-24	.208	31-40	.775	10	31	41	2.6	46	1	38	22	4	19	94	5.9
TOTAL	46-1	702/15.3	53-141	.376	6-32	.188	67-85	.788	21	71	92	2.0	89	3	67	50	6	39	179	3.9

**Canty, Kareem**

Season	gp-gs	min/avg	Total		3-Point		F-Throws		Rebounds				Scoring							
			fg-fga	pct	fg-fga	pct	ft-fa	pct	off	def	tot	avg	pf	fo	ast	to	blk	stl	pts	avg
2013-14*	33-31	1211/36.7	187-502	.373	65-214	.304	99-136	.728	25	49	74	2.2	54	0	180	121	3	24	538	16.3
All*	33-31	1211/36.7	187-502	.373	65-214	.304	99-136	.728	25	49	74	2.2	54	0	180	121	3	24	538	16.3

\* Statistics from prior team/school

**Granger, Jordan**

Season	gp-gs	min/avg	Total		3-Point		F-Throws		Rebounds				Scoring							
			fg-fga	pct	fg-fga	pct	ft-fa	pct	off	def	tot	avg	pf	fo	ast	to	blk	stl	pts	avg
2012-13	20-3	122/6.1	7-19	.368	0-1	.000	10-12	.833	8	13	21	1.1	15	0	1	7	1	3	24	1.2
2013-14	24-1	240/10.0	12-28	.429	0-1	.000	6-9	.667	16	27	43	1.8	34	0	4	13	4	2	30	1.3
2014-15	16-15	354/22.1	29-54	.537	15-32	.469	9-15	.600	15	33	48	3.0	40	0	14	22	12	13	82	5.1
TOTAL	60-19	716/11.9	48-101	.475	15-34	.441	25-36	.694	39	73	112	1.9	89	0	19	42	17	18	136	2.3

**Harrell, KT**

Season	gp-gs	min/avg	Total		3-Point		F-Throws		Rebounds				Scoring							
			fg-fga	pct	fg-fga	pct	ft-fa	pct	off	def	tot	avg	pf	fo	ast	to	blk	stl	pts	avg
2010-11*	31-15	689/22.2	91-215	.423	24-57	.421	43-67	.642	20	44	64	2.1	48	0	26	27	3	8	249	8.0
2011-12*	11-5	208/18.9	17-54	.315	4-21	.190	14-20	.700	0	11	11	1.0	10	0	10	13	4	6	52	4.7
2013-14	30-30	977/32.6	174-402	.433	66-184	.359	134-154	.870	20	99	119	4.0	77	1	64	86	6	24	548	18.3
2014-15	16-16	516/32.2	90-200	.450	42-97	.433	41-58	.707	16	32	48	3.0	30	0	24	39	1	17	263	16.4
TOTAL	46-46	1493/32.5	264-602	.439	108-281	.384	175-212	.825	36	131	167	3.6	107	1	88	125	7	41	811	17.6
All*	88-66	2390/27.2	372-871	.427	136-359	.379	232-299	.776	56	186	242	2.8	165	1	124	165	14	55	1112	12.6

\* Statistics from prior team/school

**Holmes, C.J.**

Season	gp-gs	min/avg	Total		3-Point		F-Throws		Rebounds				Scoring							
			fg-fga	pct	fg-fga	pct	ft-fa	pct	off	def	tot	avg	pf	fo	ast	to	blk	stl	pts	avg
2012-13	3-0	5/1.7	0-0	.000	0-0	.000	0-0	.000	0	0	0	0.0	0	0	0	0	0	0	0	0.0
2013-14	3-0	3/1.0	1-1	1.000	0-0	.000	0-0	.000	0	0	0	0.0	0	0	0	1	0	0	2	0.7
2014-15	2-0	2/1.0	1-1	1.000	1-1	1.000	0-0	.000	0	0	0	0.0	0	0	0	0	0	0	3	1.5
TOTAL	8-0	10/1.3	2-2	1.000	1-1	1.000	0-0	.000	0	0	0	0.0	0	0	0	1	0	0	5	0.6



# 2014-15 AUBURN BASKETBALL GAME NOTES

8 NCAA TOURNAMENTS:  
1984, 1985, 1986, 1987, 1988, 1999, 2000, 2003  
2 SEC CHAMPIONSHIPS:  
1960, 1999

## Individual Career History

### Keim, Patrick

Season	gp-gs	min/avg	Total		3-Point		F-Throws		Rebounds				Scoring							
			fg-fga	pct	fg-fga	pct	ft-fta	pct	off	def	tot	avg	pf	fo	ast	to	blk	stl	pts	avg
2014-15	3-0	2/0.7	0-0	.000	0-0	.000	0-2	.000	0	0	0	0.0	0	0	0	0	0	0	0	0
TOTAL	3-0	2/0.7	0-0	.000	0-0	.000	0-2	.000	0	0	0	0.0	0	0	0	0	0	0	0	0

### Lang, TJ

Season	gp-gs	min/avg	Total		3-Point		F-Throws		Rebounds				Scoring							
			fg-fga	pct	fg-fga	pct	ft-fta	pct	off	def	tot	avg	pf	fo	ast	to	blk	stl	pts	avg
2014-15	12-0	113/9.4	5-14	.357	4-12	.333	4-7	.571	3	8	11	0.9	15	0	4	8	0	2	18	1.5
TOTAL	12-0	113/9.4	5-14	.357	4-12	.333	4-7	.571	3	8	11	0.9	15	0	4	8	0	2	18	1.5

### Mason, Antoine

Season	gp-gs	min/avg	Total		3-Point		F-Throws		Rebounds				Scoring							
			fg-fga	pct	fg-fga	pct	ft-fta	pct	off	def	tot	avg	pf	fo	ast	to	blk	stl	pts	avg
2010-11*	3-3	104/34.7	13-39	.333	6-23	.261	18-23	.783	3	10	13	4.3	8	0	3	6	1	2	50	16.7
2011-12*	33-33	1131/34.3	168-440	.382	36-132	.273	125-193	.648	50	101	151	4.6	84	1	70	81	2	39	497	15.1
2012-13*	29-29	1053/36.3	167-379	.441	34-108	.315	173-218	.794	34	84	118	4.1	69	0	43	64	7	33	541	18.7
2013-14*	33-33	1242/37.6	269-612	.440	48-168	.286	260-357	.728	32	86	118	3.6	95	1	51	91	5	40	846	25.6
2014-15	10-9	294/29.4	44-105	.419	14-43	.326	42-59	.712	3	20	23	2.3	22	0	16	21	0	10	144	14.4
TOTAL	10-9	294/29.4	44-105	.419	14-43	.326	42-59	.712	3	20	23	2.3	22	0	16	21	0	10	144	14.4
All*	108-107	3824/35.4	661-1575	.420	138-474	.291	618-850	.727	122	301	423	3.9	278	2	183	263	15	124	2078	19.2

\* Statistics from prior team/school

### Purchase, Jack

Season	gp-gs	min/avg	Total		3-Point		F-Throws		Rebounds				Scoring							
			fg-fga	pct	fg-fga	pct	ft-fta	pct	off	def	tot	avg	pf	fo	ast	to	blk	stl	pts	avg
2014-15	7-0	91/13.0	3-14	.214	3-13	.231	0-0	.000	2	6	8	1.1	15	0	4	2	0	1	9	1.3
TOTAL	7-0	91/13.0	3-14	.214	3-13	.231	0-0	.000	2	6	8	1.1	15	0	4	2	0	1	9	1.3

### Reed, Trayvon

Season	gp-gs	min/avg	Total		3-Point		F-Throws		Rebounds				Scoring							
			fg-fga	pct	fg-fga	pct	ft-fta	pct	off	def	tot	avg	pf	fo	ast	to	blk	stl	pts	avg
2014-15	9-0	104/11.6	6-13	.462	0-0	.000	4-14	.286	10	17	27	3.0	14	0	2	4	10	1	16	1.8
TOTAL	9-0	104/11.6	6-13	.462	0-0	.000	4-14	.286	10	17	27	3.0	14	0	2	4	10	1	16	1.8

### Ross-Miller, K.C.

Season	gp-gs	min/avg	Total		3-Point		F-Throws		Rebounds				Scoring							
			fg-fga	pct	fg-fga	pct	ft-fta	pct	off	def	tot	avg	pf	fo	ast	to	blk	stl	pts	avg
2010-11*	13-11	266/20.5	33-75	.440	10-20	.500	50-68	.735	11	37	48	3.7	30	3	44	37	3	12	126	9.7
2012-13*	30-26	1/0.0	47-135	.348	9-45	.200	55-69	.797	10	47	57	1.9	70	1	69	60	2	33	158	5.3
2013-14*	30-29	818/27.3	62-142	.437	24-61	.393	100-122	.820	10	55	65	2.2	72	1	104	58	0	23	248	8.3
2014-15	16-12	387/24.2	33-90	.367	8-35	.229	35-44	.795	5	25	30	1.9	41	1	38	43	1	36	109	6.8
TOTAL	16-12	387/24.2	33-90	.367	8-35	.229	35-44	.795	5	25	30	1.9	41	1	38	43	1	36	109	6.8
All*	89-78	1472/16.5	175-442	.396	51-161	.317	240-303	.792	36	164	200	2.2	213	6	255	198	6	104	641	7.2

\* Statistics from prior team/school

### Shamsid-Deen, Tahj

Season	gp-gs	min/avg	Total		3-Point		F-Throws		Rebounds				Scoring							
			fg-fga	pct	fg-fga	pct	ft-fta	pct	off	def	tot	avg	pf	fo	ast	to	blk	stl	pts	avg
2013-14	30-30	880/29.3	97-238	.408	43-130	.331	47-62	.758	8	36	44	1.5	79	4	86	39	2	25	284	9.5
2014-15	15-11	369/24.6	30-86	.349	11-42	.262	18-25	.720	3	14	17	1.1	28	1	23	10	0	11	89	5.9
TOTAL	45-41	1249/27.8	127-324	.392	54-172	.314	65-87	.747	11	50	61	1.4	107	5	109	49	2	36	373	8.3



### Individual Career History

#### Stockton, Cole

Season	gp-gs	min/avg	Total		3-Point		F-Throws		Rebounds				pf	fo	ast	to	blk	stl	Scoring	
			fg-fga	pct	fg-fga	pct	ft-fta	pct	off	def	tot	avg							pts	avg
2014-15	6-0	11/1.8	0-3	.000	0-3	.000	0-0	.000	0	1	1	0.2	2	0	0	0	0	0	0	0.0
TOTAL	6-0	11/1.8	0-3	.000	0-3	.000	0-0	.000	0	1	1	0.2	2	0	0	0	0	0	0	0.0

#### Thompson, Alex

Season	gp-gs	min/avg	Total		3-Point		F-Throws		Rebounds				pf	fo	ast	to	blk	stl	Scoring	
			fg-fga	pct	fg-fga	pct	ft-fta	pct	off	def	tot	avg							pts	avg
2013-14	21-0	163/7.8	8-24	.333	4-12	.333	2-8	.250	8	24	32	1.5	24	0	4	8	1	7	22	1.0
2014-15	8-0	101/12.6	9-33	.273	2-14	.143	9-14	.643	9	11	20	2.5	12	0	2	7	2	2	29	3.6
TOTAL	29-0	264/9.1	17-57	.298	6-26	.231	11-22	.500	17	35	52	1.8	36	0	6	15	3	9	51	1.8

#### Waddell, Devin

Season	gp-gs	min/avg	Total		3-Point		F-Throws		Rebounds				pf	fo	ast	to	blk	stl	Scoring	
			fg-fga	pct	fg-fga	pct	ft-fta	pct	off	def	tot	avg							pts	avg
2013-14	3-0	3/1.0	0-0	.000	0-0	.000	0-0	.000	0	0	0	0.0	1	0	0	0	0	0	0	0.0
2014-15	13-0	93/7.2	3-6	.500	1-1	1.000	1-3	.333	3	11	14	1.1	16	0	1	1	1	0	8	0.6
TOTAL	16-0	96/6.0	3-6	.500	1-1	1.000	1-3	.333	3	11	14	0.9	17	0	1	1	1	0	8	0.5



# 2014-15 AUBURN BASKETBALL GAME NOTES

8 NCAA TOURNAMENTS:  
1984, 1985, 1986, 1987, 1988, 1999, 2000, 2003  
2 SEC CHAMPIONSHIPS:  
1960, 1999

## 2014-15 Auburn Tigers Basketball Auburn Combined Team Statistics (as of Jan 15, 2015) All games

RECORD:	OVERALL	HOME	AWAY	NEUTRAL
ALL GAMES	9-7	8-1	0-5	1-1
CONFERENCE	1-2	1-0	0-2	0-0
NON-CONFERENCE	8-5	7-1	0-3	1-1

##	Player	gp-gs	min	avg	Total		3-Point		F-Throw		Rebounds				pf	dq	a	to	blk	stl	pts	avg
					fg-fga	fg%	3fg-fga	3fg%	ft-fa	ft%	off	def	tot	avg								
01	Harrell,KT	16-16	516	32.2	90-200	.450	42-97	.433	41-58	.707	16	32	48	3.0	30	0	24	39	1	17	263	16.4
14	Mason, Antoine	10-9	294	29.4	44-105	.419	14-43	.326	42-59	.712	3	20	23	2.3	22	0	16	21	0	10	144	14.4
05	Bowers,Cinmeon	16-16	464	29.0	81-185	.438	2-13	.154	52-109	.477	63	118	181	11.3	39	1	17	40	10	15	216	13.5
12	Ross-Miller, K.C.	16-12	387	24.2	33-90	.367	8-35	.229	35-44	.795	5	25	30	1.9	41	1	38	43	1	36	109	6.8
13	Shamsid-Deen, Tahj	15-11	369	24.6	30-86	.349	11-42	.262	18-25	.720	3	14	17	1.1	28	1	23	10	0	11	89	5.9
00	Canada,Malcolm	16-1	349	21.8	29-74	.392	5-24	.208	31-40	.775	10	31	41	2.6	46	1	38	22	4	19	94	5.9
25	Granger, Jordan	16-15	354	22.1	29-54	.537	15-32	.469	9-15	.600	15	33	48	3.0	40	0	14	22	12	13	82	5.1
20	Thompson, Alex	8-0	101	12.6	9-33	.273	2-14	.143	9-14	.643	9	11	20	2.5	12	0	2	7	2	2	29	3.6
04	Reed, Trayvon	9-0	104	11.6	6-13	.462	0-0	.000	4-14	.286	10	17	27	3.0	14	0	2	4	10	1	16	1.8
23	Lang, TJ	12-0	113	9.4	5-14	.357	4-12	.333	4-7	.571	3	8	11	0.9	15	0	4	8	0	2	18	1.5
22	Holmes, C.J.	2-0	2	1.0	1-1	1.000	1-1	1.000	0-0	.000	0	0	0	0.0	0	0	0	0	0	0	3	1.5
24	Purchase, Jack	7-0	91	13.0	3-14	.214	3-13	.231	0-0	.000	2	6	8	1.1	15	0	4	2	0	1	9	1.3
31	Waddell, Devin	13-0	93	7.2	3-6	.500	1-1	1.000	1-3	.333	3	11	14	1.1	16	0	1	1	1	0	8	0.6
42	Stockton, Cole	6-0	11	1.8	0-3	.000	0-3	.000	0-0	.000	0	1	1	0.2	2	0	0	0	0	0	0	0.0
03	Keim,Patrick	3-0	2	0.7	0-0	.000	0-0	.000	0-2	.000	0	0	0	0.0	0	0	0	0	0	0	0	0.0
Team											32	30	62				2					
Total.....		16	3250		363-878	.413	108-330	.327	246-390	.631	174	357	531	33.2	320	4	183	221	41	127	1080	67.5
Opponents.....		16	3250		383-862	.444	89-288	.309	223-331	.674	177	408	585	36.6	336	-	185	255	66	121	1078	67.4

TEAM STATISTICS	AU	OPP	Date	Opponent	Score	Att.
SCORING	1080	1078	11/14/14	MILWAUKEE	w 83-73	8114
Points per game	67.5	67.4	11/17/14	at Colorado	L 59-90	9834
Scoring margin	+0.1	-	11/21/14	LOUISIANA	w 105-80	8120
FIELD GOALS-ATT	363-878	383-862	11/24/14	vs Tulsa	L 35-53	1507
Field goal pct	.413	.444	11/26/14	vs Oregon State	w 71-69	1178
3 POINT FG-ATT	108-330	89-288	12/03/14	at Texas Tech	L 44-46	7040
3-point FG pct	.327	.309	12-05-14	COASTAL CAROLINA	L 54-58	7964
3-pt FG made per game	6.8	5.6	12/14/14	at Clemson	L 61-72	7140
FREE THROWS-ATT	246-390	223-331	12/17/14	WINTHROP	w 80-62	5323
Free throw pct	.631	.674	12/20/14	XAVIER	Wo2 89-88	7975
F-Throws made per game	15.4	13.9	12/23/14	TEXAS SOUTHERN	w 61-60	7323
REBOUNDS	531	585	12/29/14	MIDDLE TENNESSEE ST	w 64-48	6752
Rebounds per game	33.2	36.6	01/03/15	NORTH ALABAMA	w 82-61	8169
Rebounding margin	-3.4	-	* 01/06/15	at Vanderbilt	L 52-64	10502
ASSISTS	183	185	* 01/10/15	MISSOURI	w 85-79	8365
Assists per game	11.4	11.6	* 1/15/15	at Florida	L 55-75	10346
TURNOVERS	221	255				
Turnovers per game	13.8	15.9				
Turnover margin	+2.1	-				
Assist/turnover ratio	0.8	0.7				
STEALS	127	121				
Steals per game	7.9	7.6				
BLOCKS	41	66				
Blocks per game	2.6	4.1				
ATTENDANCE	68105	47547				
Home games-Avg/Game	9-7567	5-8972				
Neutral site-Avg/Game	-	2-1342				

Score by Periods	1st	2nd	OT	OT2	Totals
Auburn	479	585	10	6	1080
Opponents	504	559	10	5	1078



**2014-15 Auburn Tigers Basketball**  
**Auburn Combined Team Statistics (as of Jan 15, 2015)**  
**Conference games**

<b>RECORD:</b>	<b>OVERALL</b>	<b>HOME</b>	<b>AWAY</b>	<b>NEUTRAL</b>
ALL GAMES	1-2	1-0	0-2	0-0
CONFERENCE	1-2	1-0	0-2	0-0
NON-CONFERENCE	0-0	0-0	0-0	0-0

#	Player	gp-gs	min	avg	Total		3-Point		F-Throw		Rebounds				pf	dq	a	to	blk	stl	pts	avg
					fg-fga	fg%	3fg-fga	3fg%	ft-fa	ft%	off	def	tot	avg								
05	Bowers,Cinmeon	3-3	92	30.7	11-35	.314	1-4	.250	15-29	.517	17	17	34	11.3	8	0	6	7	1	5	38	12.7
14	Mason, Antoine	3-3	80	26.7	12-31	.387	4-12	.333	8-11	.727	0	5	5	1.7	7	0	5	3	0	2	36	12.0
01	Harrell,KT	3-3	86	28.7	11-28	.393	7-13	.538	1-4	.250	2	1	3	1.0	9	0	6	5	0	1	30	10.0
12	Ross-Miller, K.C.	3-3	72	24.0	5-16	.313	4-8	.500	8-11	.727	0	5	5	1.7	9	1	6	8	1	4	22	7.3
00	Canada,Malcolm	3-1	69	23.0	5-13	.385	1-3	.333	10-12	.833	1	11	12	4.0	9	1	7	2	1	3	21	7.0
25	Granger, Jordon	3-2	71	23.7	6-9	.667	5-8	.625	2-2	1.000	2	7	9	3.0	10	0	2	3	3	5	19	6.3
13	Shamsid-Deen, Tahj	3-0	73	24.3	6-17	.353	1-6	.167	3-4	.750	2	3	5	1.7	3	0	4	0	0	2	16	5.3
20	Thompson, Alex	3-0	30	10.0	2-7	.286	0-4	.000	4-5	.800	1	4	5	1.7	4	0	0	1	1	0	8	2.7
04	Reed, Trayvon	3-0	25	8.3	1-4	.250	0-0	.000	0-3	.000	3	2	5	1.7	1	0	0	1	1	1	2	0.7
31	Waddell, Devin	2-0	2	1.0	0-0	.000	0-0	.000	0-0	.000	1	0	1	0.5	0	0	0	0	0	0	0	0.0
Team											3	6	9				1					
Total.....		3	600		59-160	.369	23-58	.397	51-81	.630	32	61	93	31.0	60	2	36	31	8	23	192	64.0
Opponents.....		3	600		75-166	.452	21-58	.362	47-63	.746	40	86	126	42.0	64	-	37	42	15	13	218	72.7

<b>TEAM STATISTICS</b>	<b>AU</b>	<b>OPP</b>	<b>Date</b>	<b>Opponent</b>	<b>Score</b>	<b>Att.</b>
SCORING	192	218	* 01/06/15	at Vanderbilt	L 52-64	10502
Points per game	64.0	72.7	* 01/10/15	MISSOURI	w 85-79	8365
Scoring margin	-8.7	-	* 1/15/15	at Florida	L 55-75	10346
FIELD GOALS-ATT	59-160	75-166	* - Conference game			
Field goal pct	.369	.452				
3 POINT FG-ATT	23-58	21-58				
3-point FG pct	.397	.362				
3-pt FG made per game	7.7	7.0				
FREE THROWS-ATT	51-81	47-63				
Free throw pct	.630	.746				
F-Throws made per game	17.0	15.7				
REBOUNDS	93	126				
Rebounds per game	31.0	42.0				
Rebounding margin	-11.0	-				
ASSISTS	36	37				
Assists per game	12.0	12.3				
TURNOVERS	31	42				
Turnovers per game	10.3	14.0				
Turnover margin	+3.7	-				
Assist/turnover ratio	1.2	0.9				
STEALS	23	13				
Steals per game	7.7	4.3				
BLOCKS	8	15				
Blocks per game	2.7	5.0				
ATTENDANCE	8365	20848				
Home games-Avg/Game	1-8365	2-10424				
Neutral site-Avg/Game	-	0-0				

<b>Score by Periods</b>	<b>1st</b>	<b>2nd</b>	<b>Totals</b>
Auburn	80	112	192
Opponents	110	108	218