



2021 AUBURN BASEBALL

AUBURN ATHLETICS COMMUNICATIONS: 392 SOUTH DONAHUE DRIVE || AUBURN, AL 36849 || AUBURNTIGERS.COM || @AUBURN_BASEBALL

2021 SCHEDULE

Day	Date	Opponent	Time/Result
FRI	FEB. 19	PRESBYTERIAN	W, 14-3
SAT	FEB. 20	PRESBYTERIAN	W, 6-1
SUN	FEB. 21	PRESBYTERIAN	W, 2-1 (10)
TUE	FEB. 23	ALABAMA A&M	W, 18-2 (7)
WED	FEB. 24	ALABAMA A&M	W, 33-0
Fri	Feb. 26	vs. #25 Oklahoma	L, 3-4 (10)
Sat	Feb. 27	vs. Baylor	L, 6-12
Sun	Feb. 28	vs. Texas A&M	W, 6-1
TUE	MAR. 2	JACKSONVILLE STATE	PPD
FRI	MAR. 5	#18 BOSTON COLLEGE	4 PM
SAT	MAR. 6	#18 BOSTON COLLEGE	2 PM
SUN	MAR. 7	#18 BOSTON COLLEGE	1 PM
Tue	Mar. 9	at UAB	6 pm
FRI	MAR. 12	LITTLE ROCK	4 PM
SAT	MAR. 13	LITTLE ROCK	2 PM
SUN	MAR. 14	LITTLE ROCK	1 PM
TUE	MAR. 16	LIPSCOMB	4 PM
Fri	Mar. 19	at Ole Miss*	6:30 pm
Sat	Mar. 20	at Ole Miss*	1:30 pm
Sun	Mar. 21	at Ole Miss*	1:30 pm
Tue	Mar. 23	vs. South Alabama	6 pm
FRI	MAR. 26	KENTUCKY*	6 PM
SAT	MAR. 27	KENTUCKY*	6 PM
SUN	MAR. 28	KENTUCKY*	1 PM
Thu	Apr. 1	at Arkansas*	6:30 pm
Fri	Apr. 2	at Arkansas*	6:30 pm
Sat	Apr. 3	at Arkansas*	2 pm
TUE	APR. 6	KENNESAW STATE	6 PM
FRI	APR. 9	MISSISSIPPI STATE*	6 PM
SAT	APR. 10	MISSISSIPPI STATE*	2 PM
SUN	APR. 11	MISSISSIPPI STATE*	2 PM
Tue	Apr. 13	at Georgia Tech	5 pm
Thu	Apr. 15	at Alabama*	6 pm
Fri	Apr. 16	at Alabama*	6 pm
Sat	Apr. 17	at Alabama*	1 pm
TUE	APR. 20	SAMFORD	6 PM
WED	APR. 21	JACKSONVILLE STATE	6 PM
FRI	APR. 23	FLORIDA*	6 PM
SAT	APR. 24	FLORIDA*	11 PM
SUN	APR. 25	FLORIDA*	1 PM
Thu	Apr. 29	at Georgia*	6 pm
Fri	Apr. 30	at Georgia*	6 pm
Sat	May 1	at Georgia*	11 am
TUE	MAY 4	UAB	6 PM
THU	MAY 6	LSU*	6:30 PM
FRI	MAY 7	LSU*	7 PM
SAT	MAY 8	LSU*	2 PM
Tue	May 11	at Samford	6 pm
FRI	MAY 14	TEXAS A&M*	6 PM
SAT	MAY 15	TEXAS A&M*	2 PM
SUN	MAY 16	TEXAS A&M*	1 PM
TUE	MAY 18	NORTH ALABAMA	6 PM
Thu	May 20	at Missouri*	TBA
Fri	May 21	at Missouri*	TBA
Sat	May 22	at Missouri*	TBA

POSTSEASON

May 25-30	SEC Tournament	TBA
June 4-7	NCAA Regionals	TBA
June 11-14	NCAA Super Regionals	TBA
June 19-30	NCAA College World Series	TBA

Home games in **BOLD CAPS**

All home games at Plainsman Park | All times central



GAMES 9-11

AUBURN, ALA. (Samford Stadium-Hitchcock Field at Plainsman Park)



#22 **AUBURN TIGERS** (6-2, 0-0 SEC)

Head Coach: Butch Thompson (Birmingham-Southern, 1992)

Career Record: 199-138 (7th season) | Record at Auburn: 160-117 (6th season)

VS.



#18 **BOSTON COLLEGE EAGLES** (6-1, 2-1 ACC)

Head Coach: Mike Gambino (Boston College, 1999)

Career Record: 220-285 (11th season) | Record at BC: 220-285 (11th season)

» QUICK HITTERS

- Auburn enters the third weekend of the season leading the country in hits (106) and runs (88) and ranking second in batting average (.361).
- The Tigers are hitting .340 as a team and have scored 246 runs on 316 hits in 26 games dating back to the start of the 2020 season.
- Tyler Miller has reached base in eight straight plate appearances, going 7-for-7 with four runs, a double, triple, homer and four RBI during the stretch.
- Trace Bright was named the SEC Pitcher of the Week after going 2-0 with a 0.90 ERA in two starts last week. Bright held Texas A&M scoreless in 6.0 IP after the Aggies scored 20 runs on 21 hits in the previous two games.
- Auburn holds a 3-1 advantage in previous meetings with Boston College. The Tigers took two of three games against the Eagles in 2004 and won a 10-inning matchup, 6-5, in 2010.
- This weekend marks Auburn's first home weekend series against a ranked non-conference opponent since hosting No. 7 Arizona State for three games in 2011.

PITCHING MATCHUP

AUBURN		BOSTON COLLEGE	
FRI	JR RHP Richard Fitts (0-1, 6.75)	vs.	JR RHP Mason Pelio (1-1, 6.00)
SAT	SO RHP Mason Barnett (0-0, 1.69)	vs.	JR RHP Emmett Sheehan (2-0, 1.50)
SUN	SO RHP Trace Bright (2-0, 0.82)	vs.	FR LHP Joe Vetrano (0-0, 2.45)

GAME INFO

Date: Friday-Sunday, Mar. 5-7, 2021
Game Time: 4 pm / 2 p.m. / 1 pm
Site: Auburn, Ala./ Plainsman Park (4,096)
TV: SEC Network+ (Sunday)
Talent: Brit Bowen, Gregg Olson
Radio: 95.9/93.9 FM | AuburnTigers.com | Tuneln
Talent: Andy Burcham, Brad Law, Mark Fuller
Live Stats: StatBroadcast.com
Twitter Updates: @AuburnBaseball
Postgame Recap: AuburnTigers.com
Series History: Auburn leads, 3-1
Auburn: Auburn leads, 3-1
Boston: Never met
Last Meeting: AU 6, BC 5 [10] (2/26/10)
Streak: W2

AUBURN

6-2, 0-0 SEC

Team Leaders

Batting Average: JR IF **Tyler Miller** (.444)
Runs: SO IF **Bryson Ware** (13)
2B: SR OF **Steven Williams** (3)
HR: Four tied (2)
RBI: Two tied (11)
Stolen Bases: JR OF **Kason Howell** (4-5)

BOSTON COLLEGE

6-1, 2-1 ACC

Team Leaders

Batting Average: JR OF **Sal Frelick** (.469)
Runs: Two tied (10)
2B: SO IF **Luke Gold** (5)
HR: GR OF **Dante Baldelli** (2)
RBI: SO OF **Luke Gold** (10)
Stolen Bases: Two tied (3-3)

POTENTIAL STARTING LINEUP

Pos.	#	Player	AVG	AB	R	H	2B	3B	HR	RBI	SB-SBA	BB
C	41	Steven Williams	.360	25	6	9	3	0	1	9	0-0	7
1B	10	Tyler Miller	.444	27	8	12	1	1	2	11	1-1	2
2B	19	Brody Moore	.385	26	9	10	2	0	0	9	0-1	4
3B	4	Rankin Woley	.192	26	2	5	2	0	1	5	0-0	2
SS	9	Ryan Bliss	.391	23	5	9	2	0	2	3	2-2	2
LF	2	Josh Hall	.692	13	6	9	1	2	0	6	3-4	0
CF	5	Kason Howell	.333	24	4	8	1	0	0	6	4-5	8
RF	8	Bryson Ware	.324	34	13	11	2	1	2	11	2-3	6
DH	16	Cam Hill	.545	11	2	6	1	1	0	6	0-0	2

AUBURN'S RECORD WHEN...

	2021	Under Thompson
Overall	6-2	160-117
SEC	0-0	53-66
Non-Conference	6-2	95-41
Postseason	0-0	15-13
Home	5-0	111-49
Away	0-0	33-51
Neutral	1-2	14-15
Current streak	W1	W1
Last 5 games	3-2	3-2
Last 10 games	--	--

Situational:

AU scores first	5-1	106-39
Opp. scores first	1-1	54-78
AU scores 4+ runs	5-1	146-45
AU scores 3 runs or less	1-1	14-72
AU leads after 7 innings	5-1	131-11
8 innings	4-1	149-10
AU trails after 7 innings	0-1	11-89
8 innings	0-1	4-94
Game tied after 7 innings	1-0	16-14
8 innings	1-0	3-9
Extra Innings	1-1	7-11
1-run games	1-1	30-30
2-run games	0-0	17-8
3-run games	0-0	18-16
Games decided by 5+ runs	5-1	80-36
vs. LH Starter	2-1	50-35
vs. RH Starter	4-1	110-82
More hits than opponent	6-0	120-20
Fewer hits than opponent	0-2	25-89
Hits are tied	0-0	13-9
AU has 10+ hits	5-1	100-42
Opp. has 10+ hits	0-2	38-72
Hit a home run	4-2	102-39
Opp. hits a home run	2-1	63-70
AU quality start	1-0	55-18
Opp. quality start	1-0	20-47
AU commits no errors	3-0	70-29
Opp. commits no error	1-1	40-59

By Day:

Sunday	2-0	26-21
Monday	0-0	1-2
Tuesday	1-0	32-15
Wednesday	1-0	13-5
Thursday	0-0	5-11
Friday	1-1	39-25
Saturday	1-1	41-36
Day Games (first pitch before 6 p.m.)	6-2	98-62
Night Games (first pitch after 6 p.m.)	0-0	62-55
Doubleheaders	0-0	20-10

By Month:

February	6-2	41-12
March	0-0	56-26
April	0-0	31-36
May	0-0	21-35
June	0-0	10-7

By Jersey:

White	1-1	49-26
Blue	1-1	26-22
Orange	2-0	36-23
Gray	0-0	16-30
Pinstripes	2-0	23-14
Cream Throwback	0-0	8-2

UNIVERSITY INFORMATION

Location	Auburn, Ala.
Enrollment	30, 440
Founded	October 1, 1856
Nickname	Tigers
Colors	Burnt Orange and Navy Blue
President	Dr. Jay Gogue
Athletics Director	Allen Greene
Conference	Southeastern (SEC West)
Stadium / Capacity	Samford Stadium-Hitchcock Field at Plainsman Park / 4,096
Ticket Office Phone	855-282-2010

BASEBALL COACHING / SUPPORT STAFF

Head Coach	Butch Thompson (Birmingham-Southern, 1992)
Record at Auburn / Seasons	160-117 (.578) / 6th
Career Coaching Record / Seasons	199-137 (.592) / 7th
Assistant Coach	Karl Nonemaker (Vanderbilt, 2002)
Assistant Coach	Gabe Gross (Auburn, 2012)
Volunteer Assistant	Tim Hudson (Auburn)
Student Assistant	Dan Gamache (Auburn)
Director of Operations	Greg Drye (Southern Miss, 1998)
Special Asst. to Head Coach	Randall Dickey (Ouachita Baptist, 1983)
Player Development & Data Analyst	Blake Logan (Auburn, 2017)
Athletic Trainer	Anthony Sandersen (South Dakota State, 2004)
Strength & Conditioning	Chris Joyner (Minnesota State - Mankato, 2001)

PROGRAM HISTORY

Modern Era Program Record (since 1949)	1,969-1,350-4 (.593)
College World Series Appearances / Last	5 / 2019
College World Series Record	3-10 (.231)
NCAA Regional Appearances/ Last	22 / 2019
NCAA Regional Record	51-45 (.531)
NCAA Super Regional Appearances / Last	3 / 2019
NCAA Super Regional Record	3-5 (.375)
Last Postseason Opponent	Louisville / 2019 College World Series
Result	Lost, 5-3

POSTSEASON HISTORY

College World Series Appearances: 5 (1967, 1976, 1994, 1997, 2019)

Super Regional Appearances: 3 (1999, 2018, 2019)

NCAA Regional Appearances: 22 (1963, 1967, 1976, 1978, 1987, 1989, 1993-95, 1997-2003, 2005, 2010, 2015, 2017, 2018, 2019)

NCAA Regional Titles: 7 (1967, 1976, 1994, 1997, 1999, 2018, 2019)

MEDIA RELATIONS

Baseball Contact: George Nunnelley, Asst. Director - Athletics Comm.
Cell: 502-609-9982
Email: gnnunnelley@auburn.edu
Twitter: @gnunnelley
Associate AD: Kirk Sampson

2021 AUBURN BASEBALL ROSTER

No.	Name	Pos.	Cl.	B/T	Ht.	Wt.	Exp.	Hometown (Previous School)
1	Judd Ward	OF	Sr.	L/R	6-1	195	3L	Russellville, Ala. (Russellville)
2	Josh Hall	OF	R-So	L/R	5-9	185	TR	Homewood, Ala. (Ole Miss)
3	Brayton Brown	OF	So.	R/R	5-9	190	1L	Selma, Ala. (Morgan Academy)
4	Rankin Woley	IF	Gr.	R/R	6-0	210	2L	Atlanta, Ga. (Chattahoochee Valley)
5	Kason Howell	OF	Jr.	R/R	6-0	185	2L	Argyle, Texas (Liberty Christian)
6	Bobby Peirce	OF	R-So.	R/R	6-2	195	JC	Scottsdale, Ariz. (South Mountain)
7	Cole Foster	IF	Fr.	S/R	6-1	190	HS	Plano, Texas (Plano Senior)
8	Bryson Ware	IF	So.	R/R	6-2	195	JC	Madison, Miss. (Pearl River)
9	Ryan Bliss	IF	Jr.	R/R	5-9	165	2L	LaGrange, Ga. (Troup)
10	Tyler Miller	IF/OF	Jr.	L/R	6-2	193	1L	Spanish Fort, Ala. (East Mississippi)
11	Kade Snell	LHP	Fr.	L/L	6-1	225	HS	Dothan, Ala. (Wicksburg)
12	Carter Frederick	RHP/OF	Fr.	R/R	6-4	225	HS	Chelsea, Ala. (Chelsea)
13	Ben Schorr	C	Fr.	R/R	6-1	205	HS	Columbus, Ga. (Columbus)
14	Brooks Fuller	LHP	Jr.	L/L	6-2	215	2L	Auburn Ala. (Auburn)
16	Cam Hill	LHP/IF	Fr.	L/L	6-3	210	HS	Madison, Ala. (Bob Jones)
17	Ryan Dyal	C	R-Fr.	L/R	6-0	190	HS	Senoia, Ga. (East Coweta)
18	Mason Barnett	RHP	So.	R/R	6-1	205	1L	Cartersville, Ga. (Cartersville)
19	Brody Moore	IF/UTL	Jr.	R/R	6-0	185	2L	Oneonta, Ala. (Oneonta)
20	Cody Greenhill	RHP	Sr.	R/R	6-4	216	3L	Russellville, Ala. (Russellville)
21	Trace Bright	RHP	So.	R/R	6-4	185	1L	Montgomery, Ala. (Trinity Presbyterian)
22	Garrett Wade	LHP	Jr.	L/L	6-2	205	2L	Hartselle, Ala. (Hartselle)
23	Peyton Glavine	LHP	R-Jr.	R/L	5-11	176	2L	Alpharetta, Ga. (Blessed Trinity)
24	Peyton Sybrandt	C	Fr.	L/R	6-3	210	HS	Baton Rouge, La. (Episcopal School)
25	Johnny Ceccoli	IF/OF	So.	L/R	6-2	210	1L	Tyler, Texas (All Saints Episcopal)
26	Hayden Mullins	LHP	So.	L/L	6-0	185	1L	Gallatin, Tenn. (Hendersonville)
27	Seb Thomas	RHP	So.	R/R	6-5	250	1L	Brookhaven, Ga. (Marist)
28	Nate LaRue	C	So.	R/R	6-3	210	1L	Mobile, Ala. (McGill-Toolen)
29	Carson Skipper	LHP	Jr.	L/L	6-3	210	2L	Trussville, Ala. (Hewitt-Trussville)
32	Carson Swilling	RHP	Fr.	R/R	6-1	185	HS	Smiths Station, Ala. (Smiths Station)
33	Will Morrison	RHP	R-So.	R/R	6-2	190	1L	Cullman, Ala. (Cullman)
34	John Samuel Shenker	IF	R-Jr.	R/R	6-3	250	1L	Albany, Ga. (Colquitt County)
36	Jack Sokol	RHP	Fr.	R/R	6-4	192	HS	New Albany, Ohio (New Albany)
40	Blake Burkhalter	RHP	So.	R/R	6-0	185	1L	Dothan, Ala. (Northview)
41	Steven Williams	OF	Sr.	L/R	6-3	216	3L	Albany, Ga. (Deerfield-Windsor)
43	Richard Fitts	RHP	Jr.	R/R	6-3	215	2L	Helena, Ala. (Helena)
44	Jack Owen	LHP	Sr.	L/L	6-2	204	3L	Aliso Viejo, Calif. (JSerra)
45	Joseph Gonzalez	RHP	Fr.	R/R	6-4	215	HS	Humacao, P.R. (Leadership Christian Academy)
47	Garrett Farquhar	IF	Sr.	R/R	5-11	185	1L	Hoover, Ala. (Shelton State)

COACHES & STAFF

30	Butch Thompson	Head Coach	Sixth Year
35	Karl Nonemaker	Assistant Coach	Fourth Year
39	Gabe Gross	Assistant Coach	Fourth Year
15	Tim Hudson	Volunteer Assistant Coach	Second Year
	Dan Gamache	Student Assistant Coach	Second Year
	Greg Drye	Director of Operations	Sixth Year
	Anthony Sandersen	Athletic Trainer	Fourth Year
	Blake Logan	Player Development & Data Analyst	Second Year
	Chris Joyner	Strength & Conditioning	Third Year

PRONUNCIATION GUIDE

Johnny CECCOLI	Suh-CO-lee
Ryan DYAL	DIAL
Garrett FARQUHAR	FAR-kwar
KASON Howell	KAY-son
Ben SCHORR	SHORE
John Samuel SHENKER	SHANK-er
Jack SOKOL	SOAK-ull
Peyton SYBRANDT	SIGH-brandt
Rankin WOLEY	WOE-lee

30 BUTCH THOMPSON HEAD COACH

THE AUBURN SKIPPER

- Eight College World Series appearances / 17 postseason appearances
- 2013 National Runner-up (Mississippi State)
- 2001 National Champion (Birmingham-Southern)
- 2014 Baseball America/ABCA National Assistant Coach of the Year
- 2006 FCA Coach of the Year
- Coached 16 pitchers who went on to pitch in the Major Leagues
- Recruited and coached 32 pitchers who were drafted out of college that weren't drafted out of high school

Butch Thompson enters his sixth season at the helm of the program in 2020, posting a record of 154-115 in his first five seasons. He led the program to the first College World Series appearance in 22 years in 2019 and has taken the Tigers to three straight regionals for the first time since 2001-03.

Butch Thompson was named Auburn's head baseball coach on October 22, 2015 and enters his sixth season with the Tigers in 2021.

Thompson, who spent three seasons as an assistant coach and recruiting coordinator at Auburn from 2006-08, returned to The Plains after seven seasons at Mississippi State as both associate head coach and pitching coach.

A native of Amory, Miss., Thompson has coached 30 Division I All-Americans and 39 all-conference performers. He has seen 16 of his former pitchers make their Major League Baseball debuts, including 10 since 2014. Thompson has also turned 32 pitchers who went undrafted out of high school into MLB draft picks.

Thompson had three pitchers drafted in the first 11 rounds in 2014 and five pitchers drafted, including three in the top 10 rounds, in 2013. He added a first-round selection in the 2016 draft, a third-round pick in Keegan Thompson in 2017 and the first No. 1 overall pick in program history in Casey Mize in 2018. With Tanner Burns also going as a supplemental first round pick in 2020, Auburn became one of four programs with a pair of pitchers drafted in the first round in the last three years.

Along with his pitching pedigree, Thompson is also considered one of the top recruiters in the country. Since 2003, he has secured 13 recruiting classes that were ranked in the top 10 by either Baseball America or Perfect Game, including the No. 5 signing class in 2017 and a program record No. 4 class in 2018. His classes signed from 2006-08 at Auburn each ranked in the top 18 nationally, including the No. 5 class in 2008, which included All-American and SEC Player of the Year Hunter Morris.

In 28 years of coaching at the collegiate level, including 19 in the Southeastern Conference, Thompson has coached eight College World Series participants, including leading the Tigers to the program's first trip to the College World Series in 22 years in 2019. Thompson has also coached one national champion and a national runner-up, won nine conference championships and made 17 postseason appearances. He has also served as an assistant under three National Coach of the Year recipients.

Thompson was named the 2006 Fellowship of Christian Athletes SEC Coach of the Year while at Auburn and the 2014 Baseball America and American Baseball Coaches Association (ABCA) National Assistant Coach of the Year while at Mississippi State.

Thompson has returned the Tigers to prominence in five seasons on The Plains as he has guided the team to a 154-115 overall record and three straight NCAA Tournament appearances for the first time since 2001-03, including back-to-back super regionals for the first time in program history. After advancing to the College World Series in 2019 and a winner-take-all game three in the Gainesville Super Regional in 2018, the Tigers have finished each of the last two full seasons ranked as high as No. 8 and No. 9, respectively. It marked the third time in program history the team has finished back-to-back seasons in the top 10.

Entering the 2019 postseason as the No. 2 seed in the Atlanta Regional, Auburn became the only program to sweep a regional on the road in each of the last two seasons before also becoming the first team to defeat North Carolina in a Chapel Hill Super Regional in 2019, punching its ticket to Omaha for the first time since 1997.

In seven seasons at MSU, Thompson made four NCAA regional trips, two Super Regionals, won the SEC Tournament and advanced to the College World Series finishing as NCAA runner-up in 2013. In three of his last four seasons in Starkville, the Bulldogs' staff ERA finished no higher than 3.06. Thompson's 2013 pitching staff was one of two nationally to finish in the top 15 in ERA, strikeouts per nine



innings and hits allowed per nine innings.

In addition to his experience at Auburn and Mississippi State, Thompson also spent four seasons at Georgia from 2002-05, including a trip to the College World Series in 2004. While there, he guided the development of future Major Leaguers Josh Fields, Mitchell Boggs and Brooks Brown.

Thompson launched his coaching career as pitching coach and top assistant at Huntingdon College (Ala.) in 1993, before returning to his alma mater in Birmingham, where he helped lead the Panthers to back-to-back Southern States Conference Championships and in 1995 coached BSC to its first NAIA World Series berth.

Thompson left BSC briefly to serve as head coach at Jefferson State Community College in Birmingham in 1997. While at JSCC, he was honored as the Regional Tournament Coach of the Year, the ABCA Alabama Junior College Coach of the Year and the Southeast Region Coach of the Year after guiding JSCC to a 39-21 mark, the AJCAA Region 22 State Championship and a third-place finish in the NJCAA Division II World Series.

He returned to Birmingham-Southern as top assistant the following season, beginning a four-year run during the most successful span in BSC baseball history. The Panthers won 196 games and four TranSouth Conference Championships and made three-consecutive appearances in the NAIA World Series. BSC's 2001 team posted a school-best 55-11 mark and captured the NAIA National Championship.

In 2002, Thompson joined the SEC baseball coaching fraternity as a pitching coach and recruiting coordinator at Georgia and has been a part of the league for the past 17 seasons.

Thompson currently serves as the large-school representative for the Alabama Baseball Coaches Association and is an All-American committee member representing the South region for the ABCA.

Thompson prepped at Amory (Miss.) High School and later starred as a pitcher at Itawamba (Miss.) Community College from 1989-90. On Oct. 25, 2014, Thompson was inducted into the ICC Athletic Hall of Fame.

He earned a Bachelor's Degree in History at BSC in 1992 and completed a Master's Degree in Sports Administration at UAB in 1996. He is married to the former Robin Ashe of Birmingham, Ala., and they are the parents of three daughters --- Anna, Olivia and Madelyn Gail.

NATIONAL POLLS

NEWS & NOTES

BASEBALL AMERICA

Mar. 1

1. Arkansas*
2. Mississippi State*
3. Vanderbilt
4. Louisville
5. Ole Miss*
6. Miami
7. Florida*
8. Virginia
9. UCLA
10. TCU
11. Texas Tech
12. LSU*
13. South Carolina
14. Georgia Tech*
15. UC Santa Barbara
16. Virginia Tech
17. North Carolina
18. Boston College*
19. East Carolina
20. Texas
21. Michigan
22. Tennessee
23. Alabama*
24. Arizona
25. Oklahoma*

D1 BASEBALL

Mar. 1

1. Arkansas*
2. Vanderbilt
3. Mississippi State*
4. Ole Miss*
5. Louisville
6. Florida*
7. UC Santa Barbara
8. UCLA
9. Miami
10. Texas Tech
11. LSU*
12. Georgia Tech*
13. TCU
14. South Carolina
15. Oklahoma State
16. Virginia
17. East Carolina
18. Tennessee
19. Texas
20. Oregon State
21. Florida Atlantic
22. Boston College*
23. West Virginia
24. Virginia Tech
25. North Carolina

USA TODAY

Mar. 1

1. Arkansas*
2. Vanderbilt
3. Louisville
4. Ole Miss*
5. Florida*
6. Mississippi State*
7. UC Santa Barbara
8. LSU*
9. TCU
10. UCLA
11. Texas Tech
12. South Carolina
13. Georgia Tech*
14. Miami
15. Oklahoma State
16. East Carolina
17. Tennessee
18. Virginia
19. Oregon State
20. North Carolina
21. Georgia*
22. Virginia Tech
23. Boston College*
24. Arizona
25. **AUBURN**

NCBWA

Mar. 1

1. Arkansas*
2. Vanderbilt
3. Louisville
4. Florida*
5. Mississippi State*
6. Miami
7. Ole Miss*
8. UC Santa Barbara
9. UCLA
10. LSU*
11. Georgia Tech*
12. TCU
13. South Carolina
14. Oklahoma State
15. Texas Tech
16. East Carolina
17. Virginia
18. Tennessee
19. Texas
20. Georgia*
21. Oregon State
22. Arizona
23. Alabama
24. North Carolina
25. N.C. State

PERFECT GAME

Mar. 1

1. Louisville
2. Florida*
3. Arkansas*
4. Ole Miss*
5. Vanderbilt
6. Mississippi State*
7. Miami
8. Texas Tech
9. LSU*
10. Georgia Tech*
11. UC Santa Barbara
12. East Carolina
13. UCLA
14. Indiana
15. Virginia
16. South Carolina
17. Arizona
18. Michigan
19. Arizona State
20. Georgia*
21. TCU
22. **AUBURN**
23. Ohio State
24. N.C. State
25. Florida Atlantic

COLLEGIATE BASEBALL

Mar. 1

1. Arkansas*
2. Vanderbilt
3. Florida
4. Louisville
5. Georgia*
6. Ole Miss*
7. UC Santa Barbara
8. LSU*
9. Miami
10. Mississippi State*
11. Oklahoma State
12. East Carolina
13. South Carolina
14. UCLA
15. Texas Tech
16. Georgia Tech*
17. North Carolina
18. Michigan
19. TCU
20. Stetson
21. Oregon State
22. Arizona State
23. Alabama*
24. Arizona
25. Virginia

AUBURN IN THE POLLS

BA D1 CB NC PG USA

Pre. NR 23 NR 25 17 NR
 2/22 NR 21 NR 22 17 --
 3/1 NR NR NR NR 22 25

RECORD-SETTING PERFORMANCE

- Auburn set the program record with 33 runs in last Wednesday's win against Alabama A&M, eclipsing the previous mark of 32 runs against Troy on Mar. 2, 1994.
- The Tigers also tied the program record with 27 hits in the contest, matching the previous record set in the same game against the Trojans.
- The team scored 14 runs in the fourth inning, coming up two runs shy of the program record.
- Twelve players recorded a hit in the game and 10 had two or more, including all nine in the starting lineup.
- Nine players drove in two or more runs, including four players with four or more RBI, led by Brody Moore's seven.
- The Tigers totaled 11 doubles in the game and three players had a pair of two-baggers. It marked the first time since 2010 the team hit 10 or more doubles in a game.
- Bryson Ware set the single-game program record by scoring six runs in the contest.

WEALTH OF EXPERIENCE

- The Tigers return 12 position players, including seven players who started 10 or more games, and 10 pitchers from last year's team.
- The returning position players accounted for 76 percent of the runs, 77 percent of the RBI and 79 percent of the Tigers' hits in 2020.
- Despite losing two weekend starters in Tanner Burns and Bailey Horn, the returning pitchers accounted for 62 percent of the strikeouts, 66 percent of the innings pitched and 71 percent of the team's appearances in 2020.

DEPTH FOR DAYS

- Seventeen Auburn players have earned at least one start through eight games this season.
- Thirteen players are hitting .300 or better.
- Fourteen pitchers have made an appearance this season, including 13 who have made two or more.

ON THE ROAD AGAIN

- Last weekend's trip to Round Rock, Texas, for the Round Rock Classic marked Auburn's first road trip since the program's appearances in the 2019 College World Series.

HOME SWEET HOME

- Thirty-three games are scheduled to be played at Plainsman Park in 2021, including 13 of the first 17 contests.
- The Tigers are 92-34 (.730) at home since the start of the 2017 season and 69-21 (.767) at home since the start of the 2018 season.

NON-CONFERENCE SUCCESS

- Auburn is 57-15 (.792) against non-conference opponents in the regular season since 2018, including 34-6 (.850) on the weekend.

TOUGH TESTS AHEAD

- Last Friday's contest vs. Oklahoma marked Auburn's first game against a ranked opponent in 2021.
- The Tigers are scheduled to play nine other opponents ranked in the top 25 of one of the six major polls, including three of the top four and four of the top six in D1 Baseball's latest top 25.

PROVEN VETERANS

- Seniors Cody Greenhill and Jack Owen are two of eight SEC pitchers with a career sub-4.00 ERA and 100+ IP.
- Greenhill has posted a 2.63 ERA in 133.2 IP while Owen has turned in a 3.76 clip in 124.1 IP.

PROLIFIC OFFENSE

- Auburn finished the shortened 2020 season as the national leader in batting average (.330) and also ranked in the top 10 in the country in hits (210), doubles (51), runs (158) and on-base percentage (.421).
- Through eight games, the Tigers have scored 88 runs on 106 hits and are hitting .361 with a .460 on-base percentage.
- The team currently leads the country in runs and hits and ranks second in average.
- Auburn has more hits (316) than any other D1 team and the second most runs (246) - trailing Tennessee by two - since the start of last season.

RACE TO 100

- First Team All-SEC duo Ryan Bliss (85 games) and Rankin Woley (83 games) collected the 100th hits of their Auburn career in Friday's season opener vs. Presbyterian.
- Bliss became the fastest Auburn player to arrive as a true freshman to reach 100 career hits since Jordan Ebert did it in 83 career games (2013-14).
- Comparatively, it took Auburn's career hits leader Jay Waggoner 92 games to record his 100th career hit.
- Auburn greets Gabe Gross, Frank Thomas and Josh Donaldson reached their 100th career hits in 70, 81 and 93 games, respectively.
- The Tigers now have four players with 100+ hits in an Auburn uniform - Williams (149) and Ward (123) - joining Wake Forest as the only other team in the country to have four players with 100+ hits.

GETTING IT STARTED

- Prior to Ryan Bliss missing two games last week, Judd Ward and Bliss had hit first and second in the Auburn lineup in 47 straight games dating back to 2019.
- During the 47-game span, the duo hit .318 (124-for-390) with 87 runs, 23 doubles, three triples, 11 home runs and 68 RBI.

SWING IT, STEVEN

- Senior outfielder Steven Williams ranks second among active SEC players in hits (149), home runs (24) and RBI (108).
- Williams would enter the top 10 in program history with 11 or more home runs this season.
- Williams is riding a four-game hitting streak and is 6-for-13 with three doubles, a homer and eight RBI during the span.

IS T-MILL FOR REAL?

- Tyler Miller has reached base in eight straight plate appearances and is 7-for-7 with four runs, a double, triple, homer and four RBI during the stretch.
- Miller has three or more hits in three of the last four games and is 10-for-16 with seven runs and eight RBI during the span.

A NEW ROLE

- Senior right-hander Cody Greenhill made his first career start and earned the win in the season opener vs. Presbyterian.
- Greenhill previously made 53 career relief appearances since 2018 and ranks sixth in program history in saves (19).

ALL-SEC

- Ryan Bliss and Rankin Woley held down the left side of the infield on the Preseason All-SEC Team selected by the leagues head coaches earlier this month.
- The tandem are the first shortstop and third baseman teammates to both be named First Team Preseason All-SEC since Dalton Guthrie and Jonathan India of Florida in 2017.

ALL-AMERICA

- Three Tigers have been represented on Preseason All-America teams in Ryan Bliss, Richard Fitts and Rankin Woley.
- Baseball America: Bliss and Fitts (3rd)
- Collegiate Baseball: Bliss and Woley (3rd)
- D1 Baseball: Fitts (2nd)
- NCBWA: Woley (2nd)
- Perfect Game: Bliss (3rd)

GOLDEN (ARM)

- Richard Fitts was also named to the USA Baseball Golden Spikes Award preseason Watch List last week.
- It marks the fourth straight season an Auburn pitcher has been named to the watch list as Fitts follows Casey Mize (2018) and Tanner Burns (2019, 2020).
- Auburn and LSU are the only two programs in the country to have a pitcher represented on the preseason watch list each of the last four seasons.

FRESH FACES

- Auburn's 2020 signing class includes 11 newcomers and was ranked as high as the No. 14 class in the country entering 2021.
- The class was highlighted by Cole Foster, who was rated by PBR as the No. 26 player in the class and was recently tabbed by Perfect Game as the No. 4 college prospect for the 2023 MLB Draft.
- Transfers Bryson Ware, Josh Hall and Bobby Peirce look to make an impact on the field at the plate, while freshmen Cam Hill and Joseph Gonzalez will look to carve out a role on the mound.

HISTORIC RUN

- Auburn's appearance in the 2019 College World Series was the team's fifth all-time and the first since 1997.
- The Tigers have been to three straight regionals for the first time since 2001-03 and two straight super regionals for the first time in program history.
- The team has won 118 games in the last three full seasons, marking the most wins in a three-year span since winning 124 games from 1999-2001.

FIRST ROUND FACTORY

- With Casey Mize going as the No. 1 overall pick in 2018 and Tanner Burns going as a supplemental first round pick last summer, Auburn became one of four programs with two first round picks in the last three years.

MLB SUCCESS ON STAFF

- With the addition of 17-year MLB veteran Tim Hudson prior to the 2020 season, Auburn's coaching staff has 62 years of experience in professional baseball, including 32 years in the MLB.
- Other members of the coaching and support staff with professional experience include Gabe Gross, Karl Nonemaker, Dan Gamache, Chris Joyner and Anthony Sandersen.

ON THE DOORSTEP

- Hudson went on the Hall of Fame ballot in 2021 and earned enough votes to remain on the ballot in 2022.
- In his 17-year career, he posted a 222-133 record with a 3.49 ERA in his MLB career and is the winningest MLB pitcher in SEC history. Eligible for the Hall of Fame ballot next year, Hudson was a four-time All-Star and 2014 World Series champion with the San Francisco Giants. He is a member of the Atlanta Braves Hall of Fame and Alabama Sports Hall of Fame.

AUBURN IN THE MLB DRAFT

- The 2020 MLB Draft marked the 46th consecutive year Auburn had at least one player selected, tied for the longest active streak in the SEC.
- With Tanner Burns and Bailey Horn going in the first and fifth rounds, it marked the third time in program history two pitchers were drafted in the first five rounds, including the first time since 1997.
- It was also the fifth straight draft with a top-five-round pick, marking the second time in program history to accomplish the feat (1997-2001), and the fourth straight draft with a top-seven-round pitcher for the first time in program history.

THE LAST TIME...

BATTING SUPERLATIVES

5 hits in a game	Anfernee Grier at Kennesaw St. [5-for-6] (4/12/16)
6 hits in a game	Tyler Johnstone vs. Elon [6-for-7, 2B, 3B] (2/25/05)
Reached base 6 times	Bryson Ware vs. Alabama A&M [3-5, 3B] (2/24/21)
4 runs in a game	Judd Ward vs. Presbyterian (2/19/21)
5 runs in a game	Edouard Julien vs. Alabama A&M (4/3/18)
6 runs in a game	Bryson Ware vs. Alabama A&M (2/24/21)
10-game hitting streak	Rankin Woley, 10 games (2/22-3/8)
15-game hitting streak	Jonah Todd, 16 games, (4/8-5/7/17)
20-game hitting streak	A. Grier, 22 games, (5/31/15-3/22/16)
25-game hitting streak	Justin Fradejas, 27 games (3/23-5/7/10)
30-game hitting streak	Casey Dunn, 31 games (2/22 [G1]-4/15/97)
3 doubles in a game	Jordan Ebert vs. Southern (2/26/16)
4 doubles in a game	Ken Dempsey vs. Georgia (1971)
2 triples in a game	Jay Gonzalez vs. Alabama State (2/28/12)
3 triples in a game	never
2 home runs in one game	Ryan Bliss vs. Wright State (2/29/20)
3 home runs in one game	Tony Caldwell at Kentucky (4/9/11)
7 RBI in a game	Brody Moore vs. Alabama A&M (2/24/21)
8 RBI in a game	Justin Bryant at Georgia (3/19/10)
9 RBI in a game	Hunter Morris at Georgia (3/21/10)
10 RBI in a game	Bob Berry vs. Huntington (4/15/82)
Grand slam home run	Conor Davis at UAB (3/20/19)
Inside-the-park home run	Edouard Julien vs. Georgia Southern (2/17/19)
HR to begin game	Will Holland at #5 Ole Miss (5/12/18)
Two HR in one inning	Dan Glevenyak at Jacksonville State (8th) (5/7/13)
HR in consecutive at-bats	Conor Davis vs. Alabama A&M/Wright State (2/26-28/20)
HR in three consecutive at-bats	Edouard Julien vs. Alabama A&M/UCF (2/20-22/19)
HR in consecutive games	Conor Davis vs. Alabama A&M/Wright State (2/26-28/20)
HR in three consecutive games	Conor Davis vs. Alabama A&M/Wright State (2/25-28/20)
HR in three consecutive SEC games	Trent Mummy (4/17-23/10)
HR in four consecutive games	Joseph Sanders (5/10-15/08)
HR in four consecutive SEC games	Mike Bianucci (5/2-9/08)
HR in five consecutive games	Tim Lemons (4/6-10/85)
Walk-off HR	Steven Williams at #7 Georgia Tech (6/1/19)
Pinch-hit HR	Johnny Ceccoli vs. Oakland (2/19/20)
Pinch-hit grand slam	Edouard Julien vs. BYU (G1 - 3/3/18)
HR in first at-bat of season	Steven Williams vs. Longwood (2/17/18)
HR in both games of DH	Dylan Ingram at #7 Mississippi St. (4/29/17)
Hit for the cycle	Judd Ward [3B, 1B, HR, 2B] vs. Illinois-Chicago (G1 - 2/15/20)
Hit from both sides of plate in same inning	Damon Haecker [5th inn.] vs. Jacksonville St. (3/15/17)
Two hits in same inning	Brody Moore [1B, 1B] vs. Alabama A&M [1st] (2/23/21)
Stole home	Justin Hargett vs. Davidson (Gm 2) [4th] (G1 - 3/3/10)
Stole two bases in a game	Josh Hall vs. Alabama A&M (2/23/21)
Stole three bases in a game	Anfernee Grier vs. Southern (2/26/16)
Hit by a pitch 2 times in a game	Farquhar & Shenker vs. Illinois-Chicago (2) (G1 - 2/15/20)
Hit by a pitch 3+ times in a game	Dan Glevenyak at Alabama (4) (4/11/14)
Scored 20 or more runs	20 vs. Wright State (2/29/20)
Scored 25 or more runs	25 vs. Longwood (2/17/18)
Scored 30 or more runs	33 vs. Alabama A&M (2/24/21)
Scored 5 runs in an Inning	5, vs. Alabama A&M (6th) (2/24/21)
Scored 6 runs in an Inning	6, vs. Oakland (8th) (2/19/20)
Scored 7 runs in an Inning	7, vs. Chicago State (3rd) (3/8/20)
Scored 8 runs in an Inning	8, at UAB (5th) (3/19/19)
Scored 9 runs in an Inning	9, vs. Alabama (9th) (5/5/19)
Scored 10+ runs in an Inning	14, vs. Alabama A&M (4th) (2/24/21)
Recorded 10+ hits in an Inning	11, vs. Furman (5th) (2/12/00)
Scored in every inning	vs. Coppin State (3/18/14)
Recorded 15-19 hits	17, vs. Chicago State (3/8/20)
Recorded 20 or more hits	27, vs. Alabama A&M (2/24/21)
Hit 3 or more home runs in an inning	3, vs. Northeastern (6th) (G1 - 3/10/18)
Hit 3 or more home runs in a game	3, vs. #17 Ole Miss (4/19/19)
Hit 5 or more home runs in a game	6, vs. Northeastern (G1 - 3/10/18)
Hit 7 or more home runs in a game	7, vs. Mississippi State (5/8/10)
Hit back-to-back home runs	S. Williams & R. Woley at #4 Mississippi State (6th) (3/22/19)
Hit back-to-back-to-back home runs	B. Fletcher, H. Morris & K. Patterson vs. Mississippi State (5th) (5/8/10)
Had 5 doubles	5, vs. Oakland (2/19/20)
Had 6 doubles	6, vs. Georgia Tech (3/13/18)
Had 7 doubles	7, vs. Chicago State (3/8/20)
Had 8 doubles	8, vs. BYU (G1 - 3/3/18)
Had 9+ doubles	11, vs. Alabama A&M (2/24/21)
Stole 5 bases in a game	5, vs. Bethune-Cookman (5/6/14)
Stole 6 bases in a game	6, vs. #21 Tennessee (3/17/19)
Stole 7 bases in a game	7, vs. Presbyterian (5/8/12)
Stole 8 bases in a game	8, vs. Alcorn State (2/22/12)
Walked 10+ times	11, vs. Alabama A&M (2/24/21)
Did not strike out in a game	vs. Belmont (3/11/12)

PITCHING SUPERLATIVES

INDIVIDUAL	
Nine-inning no-hitter	Casey Mize vs. Northeastern (3/9/18)
Nine-inning no-hitter (combined)	Mike Mueller [2.0], Lee Carter [1.0], Brandon Channell [1.0], Reid Price [1.0], Andrew Skinner [1.0], Arnold Hughey [1.0], Ken Clayton [1.0], Cory Duettt [0.2], Sean Jones [0.1] vs. UAB (3/19/02)
Seven-inning no-hitter	Jason Johnson vs. LaGrange College (4/30/91)
Nine-inning perfect game	Eric Brandon vs. Murray State (3/2/02)
Seven-inning perfect game	Jason Johnson vs. LaGrange College (4/30/91)
Nine-inning one-hitter (individual)	Keegan Thompson vs. Presbyterian (3/1/14)
Nine-inning one-hitter (combined)	Tanner Burns [7.0], Cody Greenhill [2.0] vs. Chicago State (3/6/20)
Five-inning one-hitter	Kevin Davis [3.2], Jacob Milliman [1.1], vs. Radford (2/22/15)
Nine-inning two-hitter	Tanner Burns [9.0] vs. Cincinnati (3/1/19)
Complete game	Jack Owen vs. UTSA (3/9/19)
Complete game shutout	Jack Owen vs. UTSA (3/9/19)
Consecutive complete games	K. Thompson vs. Arkansas & LSU (4/4 & 4/11/15)
Struck out 10 batters	10 by Tanner Burns vs. Chicago State (3/6/20)
Struck out 11 batters	11 by Bailey Horn vs. Chicago State (3/8/20)
Struck out 12 batters	12 by Casey Mize at Kentucky (3/23/18)
Struck out 13 batters	13 by Casey Mize vs. Texas A&M (3/16/18)
Struck out 15 batters	15 by Tanner Burns vs. Cincinnati (3/1/19)
TEAM	
Struck out 15+ batters	Bailey Horn [11], Carson Skipper [2], Mason Barnett [3] vs. Chicago State (3/8/20)
Struck out 20+ batters	Brooks Fuller [4], Ryan Watson [4], Elliott Anderson [3], Cody Greenhill [4], Carson Skipper [3], Garrett Wade [2] vs. #9 Arkansas (4/5/19)
Struck out 15 batters consecutive games	vs. Ga State, at Missouri (4/5-7/16)
Shut out an opponent	33-0 vs. Alabama A&M (2/24/21)
Consecutive shutouts	6-0 vs. Wright State / 6-0 vs. Chicago State (3/1-6/20)
Three straight shutouts	2-0 vs. UT Martin / 6-0 vs. UTSA / 5-0 vs. UTSA (3/6-9/19)
Shut out an SEC opponent	7-0 at #12 Texas A&M (4/13/19)
Shut out an SEC opponent on the road	7-0 at #12 Texas A&M (4/13/19)
Consecutive SEC shutouts	5-0 and 4-0 at Miss. State (3/27-28/15)
Consecutive SEC shutouts on the road	5-0 and 4-0 at Miss. State (3/27-28/15)
Was shut out	4-0 at #12 Texas A&M (4/12/19)
Was held to one hit	vs. #24 Missouri (4/1/18)
Was no hit	vs. #13 Arkansas (5/25/17)
FIELDING SUPERLATIVES	
2 errors in a game	Will Holland at #7 Georgia Tech (6/1/19)
3 errors in a game	Luke Jarvis vs. Presbyterian (3/11/17)
4 errors in a game	Brett Burnham at Alabama (4/5/00)
3 double plays turned in a game	vs. Baylor (2/27/21)
4 double plays turned in a game	vs. Georgia Tech (4/4/17)
5 double plays turned in a game	never
Triple play (Auburn)	vs. Memphis (5/22/78)
Triple play (Opponent)	at Florida [4th] (3/15/08)
Threw a runner out at HP to end game	Will Holland vs. Presbyterian (3/12/17)
MISC. SUPERLATIVES	
Won 10 or more consecutive games	15 (2/24-3/22/19)
Won 15 or more consecutive games	15 (2/24-3/22/19)
Won 8 or more consecutive SEC games	9 (4/1-21/95)
Lost 5 or more consecutive games	7 (5/6-5/13/17)
Home winning streak	21 (1964-66)
Road winning streak	14 (1967/1995)
Season-opening winning streak	17 (2/7-3/5/97)
Extra-innings victory	2-1, vs. Presbyterian [10 inn] (2/21/21)
Extra-innings loss	6-9, vs. #9 Arkansas [15 inn] (G2 - 4/5/19)
Swept a 3-game series	vs. Presbyterian (2/19-21/21)
Swept a road series	at Alabama (4/20-21/18)
Swept a road SEC series	at Alabama (4/20-21/18)
Swept a SEC series	vs. #21 Tennessee (3/15-17/19)
Swept a 4-game series	Illinois-Chicago (2/14-16/20)
Swept a doubleheader	Illinois-Chicago (2/15/20)
Allowed 3 runs or fewer in a series	2, vs. Chicago State (3/6-8/20)
Allowed 3 runs or fewer in a SEC series	3 vs. Miss. State (3/27-29/15)
Allowed 4 runs or fewer in a series	3 vs. UTSA (3/8-9/19)
Allowed 4 runs or fewer in a SEC series	4 vs. Georgia (4/23-25/15)
Allowed 3 runs or fewer in a road series	3 vs. Miss. State (3/27-29/15)
Allowed 3 runs or fewer in a SEC road series	3 vs. Miss. State (3/27-29/15)
Overcome a deficit of 7+ runs	7 runs, [7-0, 12-8] vs. Florida A&M (2/22/17)
Won a 1-0 game	vs. Mercer (5/30/15) [NCAA Regional]
Lost a 1-0 game	vs. Ohio State (2/15/14)
Walk-off win	vs. Presbyterian [10 inn.] (2/21/21)
Walk-off loss	vs. Oklahoma [10 inn.] (2/26/21)

HITTER PROFILES

9 • RYAN BLISS IF

5-9 • 165 • JR • LaGrange, Ga. • Troup County

- Has multiple hits in 29 of 62 games since April 2019
- Rated by Baseball America as the No. 76 overall prospect for the 2021 MLB Draft

CAREER STATISTICS

YEAR	AVG	GP-GS	AB	R	H	2B	3B	HR	RBI	SB-A
2019	.281	66-66	249	50	70	11	1	3	37	11-13
2020	.377	18-18	77	21	29	7	2	2	17	5-7
2021	.391	6-6	23	5	9	2	0	2	3	2-2
TOTAL	.309	90-90	349	76	108	20	3	7	57	18-22

CAREER HIGHS

At Bats: 6, vs. Oakland (2/19/20)
Runs: 4, vs. Georgia (5/11/19)
Hits: 4, vs. Oakland (2/19/20)
Doubles: 2, vs. UIC (2/14/20)
HR: 2, vs. Wright State (2/29/20)
RBI: 4, four times

SEASON HIGHS

5, two times
 2, vs. PC (2/19)
 3, vs. OU (2/26)
 1, two times
 1, two times
 1, three times

3 • BRAYTON BROWN OF

5-9 • 190 • SO • Selma, Ala. • Morgan Academy

- Drove in the program-record 33rd run last Wednesday

CAREER STATISTICS

YEAR	AVG	GP-GS	AB	R	H	2B	3B	HR	RBI	SB-A
2020	.267	14-7	30	6	8	2	0	1	4	0-0
2021	.429	5-1	7	4	3	1	0	1	3	0-0
TOTAL	.297	19-8	37	10	11	3	0	2	7	0-0

CAREER HIGHS

At Bats: 5, vs. Alabama A&M (2/26)
Runs: 3, vs. Oakland (2/19)
Hits: 2, vs. AAMU (2/24)
Doubles: 1, three times
HR: 1, two times
RBI: 2, vs. AAMU (2/24)

SEASON HIGHS

2, three times
 2, vs. AAMU (2/24)
 2, vs. AAMU (2/24)
 1, vs. AAMU (2/24)
 1, vs. AAMU (2/23)
 2, vs. AAMU (2/24)

17 • RYAN DYAL C

6-0 • 190 • R-FR • Senoia, Ga. • East Coweta

- Turned in his first career hit Sunday vs. Texas A&M

CAREER STATISTICS

YEAR	AVG	GP-GS	AB	R	H	2B	3B	HR	RBI	SB-A
2021	.125	4-2	8	2	1	0	0	0	0	1-1

SEASON HIGHS

At Bats: 5, vs. AAMU (2/24)
Runs: 1, two times
Hits: 1, vs. TAMU (2/28)
Doubles: --
RBI: --

47 • GARRETT FARQUHAR IF

5-11 • 185 • SR • Hoover, Ala. • Shelton State

- Recorded career highs in hits, runs last Wednesday

CAREER STATISTICS

YEAR	AVG	GP-GS	AB	R	H	2B	3B	HR	RBI	SB-A
2020	.263	13-10	38	15	10	2	0	0	10	1-1
2021	.417	7-2	12	5	2	0	0	1	1	1-1
TOTAL	.300	20-12	50	20	15	4	0	1	11	2-2

CAREER HIGHS

At Bats: 5, two times
Runs: 4, vs. AAMU (2/24)
Hits: 3, vs. AAMU (2/24)
Doubles: 2, vs. AAMU (2/24)
RBI: 4, vs. UIC (2/16)

SEASON HIGHS

4, vs. PC (2/20)
 4, vs. AAMU (2/24)
 3, vs. AAMU (2/24)
 2, vs. AAMU (2/24)
 1, vs. AAMU (2/24)

7 • COLE FOSTER IF

6-1 • 190 • FR • Plano, Texas • Plano Senior

- Earned the first start of his career last Tuesday
- Came off the bench and went 2-for-2 the following day

CAREER STATISTICS

YEAR	AVG	GP-GS	AB	R	H	2B	3B	HR	RBI	SB-A
2021	.500	4-1	6	4	3	1	0	0	1	0-0

SEASON HIGHS

At Bats: 3, vs. AAMU (2/23)
Runs: 3, vs. AAMU (2/23)
Hits: 2, vs. AAMU (2/24)
Doubles: 1, vs. AAMU (2/24)
RBI: 1, vs. AAMU (2/23)

2 • JOSH HALL OF

5-9 • 185 • R-SO • Homewood, Ala. • Ole Miss

- Has multiple hits in all four starts this season

CAREER STATISTICS

YEAR	AVG	GP-GS	AB	R	H	2B	3B	HR	RBI	SB-A
2021	.692	5-4	13	6	9	1	2	0	6	3-4

SEASON HIGHS

At Bats: 4, two times
Runs: 3, vs. AAMU (2/23)
Hits: 3, vs. AAMU (2/23)
Doubles: 1, vs. AAMU (2/23)
RBI: 3, vs. AAMU (2/23)

16 • CAM HILL IF

6-3 • 1210 • FR • Madison, Ala. • Bob Jones

- Drove in three in both games vs. AAMU last week

CAREER STATISTICS

YEAR	AVG	GP-GS	AB	R	H	2B	3B	HR	RBI	SB-A
2021	.545	4-2	11	2	6	1	1	0	6	0-0

CAREER HIGHS

At Bats: 4, vs. OU (2/26)
Runs: 1, two times
Hits: 3, vs. AAMU (2/23)
Doubles: 1, vs. AAMU (2/23)
RBI: 3, two times

5 • KASON HOWELL OF

6-0 • 185 • JR • Argyle, Texas • Liberty Christian

- Is 7-for-13 with six RBI in the last four games
- Has reached base 3+ times in each of the last four

CAREER STATISTICS

YEAR	AVG	GP-GS	AB	R	H	2B	3B	HR	RBI	SB-A
2019	.262	63-63	225	31	59	10	0	0	28	14-16
2020	.359	11-10	39	8	14	7	0	0	6	0-0
2021	.333	8-7	24	4	8	1	0	0	6	4-5
TOTAL	.281	82-80	288	43	81	18	0	0	40	18-21

CAREER HIGHS

At Bats: 6, at Mississippi State (3/24/19)
Runs: 3, two times
Hits: 3, three times
Doubles: 1, 18 times
RBI: 3, three times

SEASON HIGHS

5, vs. PC (2/19)
 2, vs. AAMU (2/24)
 2, three times
 1, vs. AAMU (2/24)
 3, vs. AAMU (2/24)

28 • NATE LARUE C

6-3 • 210 • SO • Mobile, Ala. • McGill-Toolen

- Rated by Perfect Game as the No. 71 overall prospect and No. 49 college prospect for the 2022 MLB Draft

CAREER STATISTICS

YEAR	AVG	GP-GS	AB	R	H	2B	3B	HR	RBI	SB-A
2020	.294	8-3	17	6	5	1	0	0	2	0-0
2021	.300	5-3	10	3	3	1	0	1	2	0-0
TOTAL	.296	13-6	27	9	8	2	0	1	4	0-0

CAREER HIGHS

At Bats: 5, vs. UIC (2/15 - G1)
Runs: 2, two times
Hits: 2, vs. PC (2/20/21)
Doubles: 1, two times
HR: 1, vs. PC (2/20/21)
RBI: 2, vs. PC (2/20/21)

SEASON HIGHS

4, vs. PC (2/20)
 2, vs. AAMU (2/23)
 2, vs. PC (2/20)
 1, vs. PC (2/20)
 1, vs. PC (2/20)
 2, vs. PC (2/20)

10 • TYLER MILLER IF

6-2 • 193 • JR • Spanish Fort, Ala. • EMCC

- Has reached base in 8 straight plate appearances, going 7-for-7 with a double, triple and homer and 4 RBI
- Has 3+ hits in three of the last four

CAREER STATISTICS

YEAR	AVG	GP-GS	AB	R	H	2B	3B	HR	RBI	SB-A
2020	.229	12-9	35	9	8	0	1	0	5	0-0
2021	.444	7-7	27	8	12	1	1	2	11	1-1
TOTAL	.323	19-16	62	17	20	1	2	2	16	1-1

CAREER HIGHS

At Bats: 5, vs. UCF (2/22/21)
Runs: 3, vs. AAMU (2/24/21)
Hits: 4, vs. TAMU (2/28/21)
Doubles: 1, vs. TAMU (2/28/21)
HR: 1, two times
RBI: 4, vs. AAMU (2/24/21)

SEASON HIGHS

4, six times
 3, two times
 4, vs. TAMU (2/28)
 1, vs. TAMU (2/28)
 1, two times
 4, vs. AAMU (2/24)

19 • BRODY MOORE IF

6-0 • 185 • JR • Oneonta, Ala. • Oneonta

- T-most RBI since 2010 last Wednesday

CAREER STATISTICS

YEAR	AVG	GP-GS	AB	R	H	2B	3B	HR	RBI	SB-A
2019	.333	13-4	27	6	9	1	1	0	4	0-1
2020	.339	17-14	56	11	19	1	1	0	9	5-5
2021	.385	7-7	26	9	10	2	0	0	9	0-1
TOTAL	.349	37-25	109	26	38	4	2	0	22	5-7

CAREER HIGHS

At Bats: 6, vs. AAMU (2/24/21)
Runs: 3, vs. PC (2/19/21)
Hits: 4, vs. AAMU (2/24/21)
Doubles: 2, vs. AAMU (2/24/21)
RBI: 7, vs. AAMU (2/24/21)

SEASON HIGHS

6, vs. AAMU (2/24)
 3, vs. PC (2/19)
 4, vs. AAMU (2/24)
 2, vs. AAMU (2/24)
 7, vs. AAMU (2/24)

6 • BOBBY PEIRCE OF

6-2 • 195 • R-SO • Scottsdale, Ariz. • S. Mountain

- Hit a pinch-hit, walk-off single in the 10th vs. Presbyterian on Feb. 21

CAREER STATISTICS

YEAR	AVG	GP-GS	AB	R	H	2B	3B	HR	RBI	SB-A
2021	.182	5-1	11	3	2	1	0	0	3	0-0

SEASON HIGHS

At Bats: 4, vs. AAMU (2/24)
Runs: 3, vs. AAMU (2/24)
Hits: 1, two times
Doubles: 1, vs. AAMU (2/24)
RBI: 2, vs. AAMU (2/24)

34 • JOHN SAMUEL SHENKER IF

6-3 • 250 • R-JR • Albany, Ga. • Colquitt County

- Hauled in nine catches for 97 yards in 11 games for Auburn football last fall

CAREER STATISTICS

YEAR	AVG	GP-GS	AB	R	H	2B	3B	HR	RBI	SB-A
2020	.318	11-6	22	5	7	1	0	0	6	0-0
2021	.143	4-1	7	2	1	0	0	0	1	0-0
TOTAL	.276	15-7	29	7	8	1	0	0	7	0-0

CAREER HIGHS

At Bats: 5, vs. Wright State (2/29)
Runs: 2, vs. UIC (2/16)
Hits: 2, vs. UIC (2/16)
Doubles: 1, vs. UIC (2/15 - G1)
RBI: 2, two times

SEASON HIGHS

4, vs. PC (2/20)
 1, two times
 1, vs. PC (2/20)
 --
 1, vs. PC (2/20)

1 • JUDD WARD OF

6-1 • 195 • SR • Russellville, Ala. • Russellville

- Matched a career high with four hits and four runs in the season opener, finishing a triple shy of the cycle

CAREER STATISTICS

YEAR	AVG	GP-GS	AB	R	H	2B	3B	HR	RBI	SB-A
2018	.250	37-21	84	9	21	2	1	0	8	0-2
2019	.272	66-65	257	42	70	12	2	5	34	5-7
2020	.315	18-18	73	16	23	6	1	2	17	2-3
2021	.375	7-7	24	10	9	1	0	2	6	0-0
TOTAL</										

8 • BRYSON WARE IF/OF

6-2 • 195 • SO • Madison, Miss. • Pearl River

- His three hits and four RBI in the season opener were the most by an Auburn newcomer in a season opener since 2010 and 2007, respectively
- Is the only player to start in all 8 games

CAREER STATISTICS

YEAR	AVG	GP-GS	AB	R	H	2B	3B	HR	RBI	SB-A
2021	.324	8-8	34	13	11	2	1	2	11	2-3

SEASON HIGHS

At Bats: 5, three times
Runs: 6, vs. AAMU (2/24)
Hits: 3, two times
Doubles: 1, two times
HR: 1, two times
RBI: 4, two times

41 • STEVEN WILLIAMS OF

6-3 • 216 • SR • Albany, Ga. • Deerfield-Windsor

- Ranks second among active SEC players in hits (149), home runs (24) and RBI (108)
- Has a hit in four straight and is 6-for-13 with three doubles a homer and 8 RBI during the span

CAREER STATISTICS

YEAR	AVG	GP-GS	AB	R	H	2B	3B	HR	RBI	SB-A
2018	.291	65-65	244	54	71	10	1	12	51	1-1
2019	.247	65-64	235	40	58	8	2	9	36	3-3
2020	.275	13-12	40	7	11	4	0	2	12	0-0
2021	.360	8-7	25	6	9	3	0	1	9	0-0
TOTAL	.274	151-148	544	107	149	25	3	24	108	4-4

CAREER HIGHS

At Bats: 6, two times
Runs: 4, three times
Hits: 4, four times
Doubles: 2, two times
HR: 1, 24 times
RBI: 7, vs. Longwood (2/17/18)

SEASON HIGHS

5, vs. TAMU (2/28)
 2, vs. AAMU (2/24)
 2, vs. AAMU (2/24)
 1, vs. OU (2/26)
 4, vs. AAMU (2/24)

4 • RANKIN WOLEY IF

6-0 • 210 • GR • Atlanta, Ga. • Chattahoochee Valley

- Matched a career high with four RBI in the season opener
- Scored the game-winning run in the 10th vs. Presbyterian

CAREER STATISTICS

YEAR	AVG	GP-GS	AB	R	H	2B	3B	HR	RBI	SB-A
2019	.277	64-64	256	36	71	17	1	3	45	2-2
2020	.412	18-18	68	13	28	8	0	2	22	0-0
2021	.192	6-6	26	2	5	2	0	1	5	0-0
TOTAL	.297	88-88	350	51	104	27	1	6	72	2-2

CAREER HIGHS

At Bats: 7, vs. Arkansas (4/5/19)
Runs: 3, two times
Hits: 4, vs. UIC (2/15/20 - G1)
Doubles: 2, four times
HR: 1, six times
RBI: 4, three times

SEASON HIGHS

5, three times
 1, two times
 2, vs. OU (2/26)
 1, two times
 1, vs. PC (2/19)
 4, vs. PC (2/19)

PITCHER PROFILES

18 • MASON BARNETT RHP

6-1 • 205 • SO • Cartersville, Ga. • Cartersville

- Allowed his first run in a span of 11.2 innings Sunday
- Rated by Perfect Games as the No. 32 overall player and No. 20 college prospect for the 2022 MLB Draft

CAREER STATISTICS

YEAR	ERA	W-L	G/S	IP	H	R	ER	BB	K	BAA
2020	3.52	0-0	6/0	7.2	5	4	3	3	16	.192
2021	1.69	0-0	2/1	5.1	5	1	1	5	5	.263
TOTAL	2.77	0-0	8/1	13.0	10	5	4	8	21	.222

CAREER HIGHS

Innings: 4.0, vs. PC (2/21/21)
Hits: 4, vs. UIC (2/15/20 - G2)
Runs: 3, vs. UIC (2/15/20 - G2)
Earned Runs: 3, vs. UIC (2/15/20 - G2)
Strikeouts: 5, vs. Georgia Tech (3/10/20)
Walks: 3, vs. OU (2/26/21)
Pitches: 65, vs. PC (2/21/21)

SEASON HIGHS

4.0, vs. PC (2/21)
 3, vs. PC (2/21)
 1, vs. OU (2/26)
 1, vs. OU (2/26)
 4, vs. PC (2/21)
 3, vs. OU (2/26)
 65, vs. PC (2/21)

21 • TRACE BRIGHT RHP

6-4 • 185 • SO • Montgomery, Ala. • Trinity

- Named the SEC Pitcher of the Week after going 2-0 with a 0.90 ERA in two starts last week
- Rated by Perfect Game as the No. 123 overall prospect and No. 84 college prospect for the 2022 MLB Draft

CAREER STATISTICS

YEAR	ERA	W-L	G/S	IP	H	R	ER	BB	K	BAA
2020	0.88	1-1	3/3	9.2	10	9	9	7	12	.278
2021	0.82	2-0	3/2	11.0	7	2	1	2	10	.179
TOTAL	0.85	3-1	6/5	20.2	17	11	10	9	22	.227

CAREER HIGHS

Innings: 6.0, vs. TAMU (2/28/21)
Hits: 5, vs. Wofford (3/11/20)
Runs: 4, two times
Earned Runs: 4, two times
Strikeouts: 7, vs. AAMU (2/23/21)
Walks: 3, two times
Pitches: 85, vs. TAMU (2/28/21)

SEASON HIGHS

6.0, vs. TAMU (2/28)
 3, vs. TAMU (2/28)
 2, vs. AAMU (2/23)
 1, vs. AAMU (2/23)
 7, vs. AAMU (2/23)
 2, vs. TAMU (2/28)
 85, vs. TAMU (2/28)

40 • B. BURKHALTER RHP

6-0 • 185 • SO • Dothan, Ala. • Northview

- Hasn't allowed a run in 5.1 innings

CAREER STATISTICS

YEAR	ERA	W-L	G/S	IP	H	R	ER	BB	K	BAA
2020	2.08	0-0	4/0	4.1	6	1	1	3	3	.462
2021	0.00	0-0	3/0	3.0	2	0	0	2	3	.182
TOTAL	1.23	0-0	7/0	7.1	8	1	1	5	6	.333

CAREER HIGHS

Innings: 1.1, vs. Alabama A&M (2/26)
Hits: 3, vs. UCF (2/23)
Runs: 1, vs. UCF (2/23)
Earned Runs: 1, vs. UCF (2/23)
Strikeouts: 2, two times
Walks: 1, five times
Pitches: 25, vs. PC (2/20/21)

SEASON HIGHS

1.0, three times
 2, vs. PC (2/20)
 0, three times
 0, three times
 2, vs. AAMU (2/24)
 1, two times
 25, vs. PC (2/20)

43 • RICHARD FITTS RHP

6-3 • 215 • JR • Helena, Ala. • Helena

- Preseason Second Team All-America (D1) and Preseason Third Team All-America (BA)
- Rated the No. 8 college prospect by PG and No. 9 college prospect by D1
- Tabbed No. 13 overall prospect by PG, No. 15 overall by BA and No. 17 overall by MLB.com

CAREER STATISTICS

YEAR	ERA	W-L	G/S	IP	H	R	ER	BB	K	BAA
2019	5.31	5-3	21/5	62.2	78	37	37	17	47	.305
2020	2.77	1-0	6/1	13.0	9	4	4	5	16	.200
2021	6.75	0-1	2/2	9.1	10	8	7	2	8	.278
TOTAL	5.08	6-4	29/8	85.0	97	49	48	24	71	.288

CAREER HIGHS

Innings: 6.1, vs. UNA (5/14/19)
Hits: 9, vs. Baylor (2/27/21)
Runs: 7, vs. Baylor (2/27/21)
Earned Runs: 6, two times
Strikeouts: 8, vs. UNA (5/14/19)
Walks: 3, three times
Pitches: 93, at North Carolina (6/10/19)

SEASON HIGHS

5.0, vs. PC (2/20)
 9, vs. Baylor (2/27)
 7, vs. Baylor (2/27)
 6, vs. Baylor (2/27)
 6, vs. PC (2/20)
 2, vs. PC (2/20)
 67, vs. Baylor (2/27)

18 • BROOKS FULLER LHP

6-2 • 215 • JR • Auburn, Ala. • Auburn

CAREER STATISTICS

YEAR	ERA	W-L	G/S	IP	H	R	ER	BB	K	BAA
2019	4.50	2-2	20/8	44.0	39	30	22	35	36	.239
2020	2.25	1-1	3/2	8.0	11	3	2	1	7	.333
2021	10.80	0-0	3/0	5.0	9	6	6	4	6	.375
TOTAL	4.74	3-3	26/10	57.0	59	39	30	40	49	.268

CAREER HIGHS

Innings: 6.0, at Texas A&M (4/13/19)
Hits: 5, three times
Runs: 5, vs. Baylor (2/27/21)
Earned Runs: 5, vs. Baylor (2/27/21)
Strikeouts: 6, vs. Ole Miss (4/20/19)
Walks: 4, at South Carolina (3/30/19)
Pitches: 93, at Texas A&M (4/13/19)

SEASON HIGHS

2.1, vs. PC (2/21)
 5, vs. Baylor (2/27)
 5, vs. Baylor (2/27)
 5, vs. Baylor (2/27)
 3, vs. PC (2/21)
 3, vs. Baylor (2/27)
 58, vs. Baylor (2/27)

23 • PEYTON GLAVINE LHP

5-11 • 180 • R-JR • Alpharetta, Ga. • Blessed Trinity

- Made his first appearances since 2019 last week, facing the minimum in 5.0 combined

CAREER STATISTICS

YEAR	ERA	W-L	G/S	IP	H	R	ER	BB	K	BAA
2018	27.00	0-0	5/0	3.0	10	9	9	2	5	.526
2019	5.62	1-0	9/0	8.0	10	5	5	8	12	.294
2021	0.00	0-0	2/0	5.0	2	0	0	0	3	.133
TOTAL	7.88	1-0	16/0	16.0	22	14	14	10	20	.324

CAREER HIGHS

Innings: 3.0, vs. Baylor (2/27/21)
Hits: 5, vs. Northeastern (3/10/18)
Runs: 6, vs. Northeastern (3/10/18)
Earned Runs: 6, vs. Northeastern (3/10/18)
Strikeouts: 3, vs. Longwood (2/17/18)
Walks: 2, two times
Pitches: 34, at Mississippi State (3/23/19)

SEASON HIGHS

3.0, vs. Baylor (2/27)
 1, two times
 0, two times
 0, two times
 2, vs. Baylor (2/27)
 0, two times
 31, vs. Baylor (2/27)

45 • JOSEPH GONZALEZ RHP

6-4 • 215 • FR • Humacao, PR • Leadership CA

- Set to make the first start of his career this weekend

CAREER STATISTICS

YEAR	ERA	W-L	G/S	IP	H	R	ER	BB	K	BAA
2021	2.70	0-0	3/0	3.1	6	1	1	0	3	.429

SEASON HIGHS

Innings: 1.1, vs. OU (2/26)
Hits: 4, vs. OU (2/26)
Runs: 1, vs. OU (2/26)
Earned Runs: 1, vs. OU (2/26)
Strikeouts: 2, vs. AAMU (2/24)
Walks: 0, three times
Pitches: 25, vs. OU (2/26)

20 • CODY GREENHILL RHP

6-4 • 216 • SR • Russellville, Ala. • Russellville

- Made the first two starts of his Auburn career the last two Fridays
- Ranks sixth in program history with 19 career saves
- Is one of three SEC pitchers entering 2021 with a sub-3.00 career ERA and 100+ IP

CAREER STATISTICS

YEAR	ERA	W-L	G/S	IP	H	R	ER	BB	K	BAA
2018	2.30	6-3	21/0	58.2	53	17	15	19	55	.242
2019	3.45	2-3	28/0	57.1	53	27	22	18	44	.243
2020	0.00	0-0	4/0	12.2	5	0	0	1	17	.122
2021	2.89	1-0	2/2	9.1	6	4	3	4	9	.188
TOTAL	2.61	9-6	55/2	138.0	117	48	40	42	125	.229

CAREER HIGHS

Innings: 5.1, at LSU (5/18/19)
Hits: 7, at Mississippi State (3/24/19)
Runs: 5, at Mississippi State (3/24/19)
Earned Runs: 5, at Mississippi State (3/24/19)
Strikeouts: 6, two times
Walks: 3, four times
Pitches: 90, at LSU (5/18/19)

SEASON HIGHS

5.0, vs. PC (2/19)
 3, two times
 3, vs. PC (2/19)
 2, vs. PC (2/19)
 6, vs. PC (2/19)
 3, vs. OU (2/26)
 73, vs. PC (2/19)

16 • CAM HILL LHP

6-3 • 210 • FR • Madison, Ala. • Bob Jones
 • Made his Auburn debut and earned the win in the series finale vs. Presbyterian on Feb. 21
 • Rated by PG as the No. 36 college prospect for the 2023 MLB Draft

CAREER STATISTICS

YEAR	ERA	W-L	G/S	IP	H	R	ER	BB	K	BAA
2021	4.50	1-0	2/0	2.0	1	1	1	1	4	.167

SEASON HIGHS
Innings: 1.0, two times
Hits: 1, vs. TAMU (2/28)
Runs: 1, vs. TAMU (2/28)
Earned Runs: 1, vs. TAMU (2/28)
Strikeouts: 2, two times
Walks: 1, vs. TAMU (2/28)
Pitches: 29, vs. TAMU (2/28)

26 • HAYDEN MULLINS LHP

6-0 • 185 • SO • Gallatin, Tenn. • Hendersonville
 • Hasn't allowed a run in 6.1 innings
 • Rated by Perfect Game as the No. 125 overall prospect and No. 86 college prospect for the 2022 MLB Draft

CAREER STATISTICS

YEAR	ERA	W-L	G/S	IP	H	R	ER	BB	K	BAA
2020	3.68	1-0	5/0	7.1	4	3	3	6	10	.174
2021	0.00	1-0	3/0	2.0	3	0	0	2	4	.333
TOTAL	2.89	2-0	8/0	9.1	7	3	3	8	14	.219

CAREER HIGHS
Innings: 2.2, vs. Wofford (3/11)
Hits: 2, two times
Runs: 3, vs. UCF (2/23)
Earned Runs: 3, vs. UCF (2/23)
Strikeouts: 4, vs. UCF (2/23)
Walks: 3, vs. Wofford (3/11)
Pitches: 52, vs. Wofford (3/11)

SEASON HIGHS
 1.0, two times
 2, vs. PC (2/20)
 0, three times
 0, three times
 2, two times
 1, two times
 29, vs. PC (2/20)

44 • JACK OWEN LHP

6-2 • 204 • SR • Aliso Viejo, Calif. • JSerra Catholic
 • Is one of eight SEC pitchers entering 2021 with a sub-4.00 career ERA and 100+ IP
 • Was selected by the St. Louis Cardinals in the 21st round of the 2019 MLB Draft

CAREER STATISTICS

YEAR	ERA	W-L	G/S	IP	H	R	ER	BB	K	BAA
2018	5.97	2-2	14/7	34.2	43	24	23	16	35	.312
2019	2.75	4-2	14/10	68.2	64	22	21	14	59	.247
2020	3.43	3-1	4/4	21.0	17	10	8	5	25	.215
TOTAL	3.76	9-5	32/21	124.1	124	56	52	35	119	.261

CAREER HIGHS
Innings: 9.0, vs. UTSA (3/9/19)
Hits: 9, two times
Runs: 6, two times
Earned Runs: 6, two times
Strikeouts: 10, vs. Cincinnati (3/2/19)
Walks: 3, four times
Pitches: 102, vs. LSU (5/23/19)

SEASON HIGHS
 --
 --
 --
 --
 --
 --

29 • CARSON SKIPPER LHP

6-3 • 210 • JR • Trussville, Ala. • Hewitt-Trussville
 • Named to the NCBWA Stopper of the Year watch list
 • Has posted a 0.64 ERA in 11 appearances and 14.0 IP the last two seasons

CAREER STATISTICS

YEAR	ERA	W-L	G/S	IP	H	R	ER	BB	K	BAA
2019	7.46	3-3	17/8	35.0	45	33	29	23	38	.306
2020	1.00	0-0	7/0	9.0	5	1	1	3	12	.167
2021	0.00	0-0	4/0	5.0	3	0	0	1	5	.176
TOTAL	5.51	3-3	28/8	49.0	53	34	30	27	55	.273

CAREER HIGHS
Innings: 4.2, vs. UTSA (3/9/19)
Hits: 5, four times
Runs: 5, two times
Earned Runs: 5, vs. Arkansas (4/5/19)
Strikeouts: 8, vs. Alabama A&M (2/19/19)
Walks: 4, at Georgia Tech (4/16/19)
Pitches: 78, vs. Arkansas (4/5/19)

SEASON HIGHS
 2.0, vs. OU (2/26)
 1, three times
 0, four times
 0, four times
 3, vs. OU (2/26)
 1, vs. OU (2/26)
 39, vs. OU (2/26)

36 • JACK SOKOL RHP

6-4 • 192 • FR • New Albany, Ohio • New Albany
 • Earned the win in his Auburn debut and first career start vs. Alabama A&M last Tuesday

CAREER STATISTICS

YEAR	ERA	W-L	G/S	IP	H	R	ER	BB	K	BAA
2021	0.00	1-0	1/1	4.0	1	0	0	3	6	.091

CAREER HIGHS
Innings: 4.0, vs. AAMU (2/24)
Hits: 1, vs. AAMU (2/24)
Runs: 0, vs. AAMU (2/24)
Earned Runs: 0, vs. AAMU (2/24)
Strikeouts: 6, vs. AAMU (2/24)
Walks: 3, vs. AAMU (2/24)
Pitches: 52, vs. AAMU (2/24)

32 • CARSON SWILLING RHP

6-1 • 185 • FR • Smiths Station, Ala. • Smiths
 • Pitched a 1-2-3 inning in his Auburn debut on Feb. 19
 • Hasn't allowed a hit in his first two outings

CAREER STATISTICS

YEAR	ERA	W-L	G/S	IP	H	R	ER	BB	K	BAA
2021	0.00	0-0	2/0	2.0	0	0	0	0	3	.000

CAREER HIGHS
Innings: 1.0, two times
Hits: 0, two times
Runs: 0, two times
Earned Runs: 0, two times
Strikeouts: 2, vs. AAMU (2/23)
Walks: 0, two times
Pitches: 15, vs. AAMU (2/23)

27 • SEB THOMAS RHP

6-5 • 250 • SO • Brookhaven, Ga. • Marist
 • Allowed his first run in a span of 10.1 IP last weekend
 • Tied for the team lead with 11 appearances in the last two seasons

CAREER STATISTICS

YEAR	ERA	W-L	G/S	IP	H	R	ER	BB	K	BAA
2020	1.17	0-0	7/0	7.2	4	1	1	4	6	.160
2021	1.69	0-1	4/0	5.1	4	1	1	1	4	.250
TOTAL	1.38	0-1	11/0	13.0	8	2	2	5	10	.195

CAREER HIGHS
Innings: 2.2, vs. PC (2/21/21)
Hits: 2, three times
Runs: 1, two times
Earned Runs: 1, two times
Strikeouts: 2, two times
Walks: 3, vs. Wofford (3/11)
Pitches: 49, vs. Wofford (3/11)

SEASON HIGHS
 2.2, vs. PC (2/21)
 2, vs. PC (2/21)
 1, vs. OU (2/26)
 1, vs. OU (2/26)
 2, vs. PC (2/19)
 1, vs. OU (2/26)
 28, vs. PC (2/21)

AUBURN IN THE NATIONAL AND SEC RANKINGS

(as of Mar. 1)

TEAM	TOTAL	NCAA	SEC
Hits	106	1	1
Runs	88	1	1
Batting average	.361	2	1
Triples	5	2	1
Double plays	11	3	1
Scoring	11.0	3	1
Walks	52	3	1
Doubles	22	4	1
Sac flies	7	4	1
OBP	.460	5	1
Shutouts	1	5	1
Slugging	.592	8	2
Home runs	12	10	3
Stolen bases	14	15	1

21 TRACE BRIGHT	TOTAL	NCAA	SEC
Wins	2	1	1
Starts	2	3	1

43 RICHARD FITTS	TOTAL	NCAA	SEC
Starts	2	3	1

20 CODY GREENHILL	TOTAL	NCAA	SEC
Starts	2	3	1

2 JOSH HALL	TOTAL	NCAA	SEC
Triples	2	4	1

5 KASON HOWELL	TOTAL	NCAA	SEC
Walks	8	16	3
Stolen bases	4	19	2

29 CARSON SKIPPER	TOTAL	NCAA	SEC
Appearances	4	13	1

27 SEB THOMAS	TOTAL	NCAA	SEC
Appearances	4	13	1

1 JUDD WARD	TOTAL	NCAA	SEC
Sac flies	2	2	1

8 BRYSON WARE	TOTAL	NCAA	SEC
Runs	13	3	2

PITCHING CAREERS

MASON BARNETT'S CAREER APPEARANCES

2020 - FRESHMAN YEAR

Date	Opp (Res.)	DEC	QS	IP	H	R	ER	BB	SO	HR	ERA	NP
2/15	ILLINOIS-CHICAGO (W, 7-3)	-	-	1.0	4	3	3	1	2	0	27.00	32
2/19	OAKLAND (W, 17-1)	-	-	1.0	0	0	0	0	2	0	13.50	10
2/25	ALABAMA A&M (W, 10-0)	-	-	1.0	0	0	0	1	2	0	9.00	17
3/1	WRIGHT STATE (W, 6-0)	-	-	1.0	0	0	0	1	2	0	6.75	21
3/8	CHICAGO STATE (W, 9-0)	-	-	1.0	1	0	0	0	3	0	5.40	19
3/10	GEORGIA TECH (L, 2-6)	-	-	2.2	0	1	0	0	5	0	3.52	35

2021 - SOPHOMORE YEAR

Date	Opp (Res.)	DEC	QS	IP	H	R	ER	BB	SO	HR	ERA	NP
2/21	*PRESBYTERIAN (W, 2-1 [10])	-	-	4.0	3	0	0	2	4	0	0.00	65
2/26	vs. Oklahoma (L, 3-4 [10])	-	-	1.1	2	1	1	3	1	0		42

TRACE BRIGHT'S CAREER APPEARANCES

*-Starter

2020 - FRESHMAN YEAR

Date	Opp (Res.)	DEC	QS	IP	H	R	ER	BB	SO	HR	ERA	NP
2/19	*OAKLAND (W, 17-1)	W	-	3.0	2	1	1	1	6	1	3.00	59
2/26	*ALABAMA A&M (W, 12-6)	-	-	4.2	3	4	4	3	6	0	5.87	80
3/11	*WOFFORD (L, 3-4)	L	-	2.0	5	4	4	3	0	0	8.38	50

2021 - SOPHOMORE YEAR

Date	Opp (Res.)	DEC	QS	IP	H	R	ER	BB	SO	HR	ERA	NP
2/19	PRESBYTERIAN (W, 14-3)	-	-	1.0	2	0	0	0	2	0	0.00	28
2/23	*ALABAMA A&M (W, 18-2 [7])	W	-	4.0	2	2	1	0	7	0	1.80	55
2/28	*vs. Texas A&M (W, 6-1)	W	X	6.0	3	0	0	2	1	0	0.82	86

BLAKE BURKHALTER'S CAREER APPEARANCES

2020 - FRESHMAN YEAR

Date	Opp (Res.)	DEC	QS	IP	H	R	ER	BB	SO	HR	ERA	NP
2/15	ILLINOIS-CHICAGO (W, 7-3)	-	-	1.0	1	0	0	1	1	0	0.00	14
2/23	UCF (L, 2-12)	-	-	1.0	3	1	1	1	0	0	4.50	20
2/26	ALABAMA A&M (W, 12-6)	-	-	1.1	1	0	0	1	2	0	2.70	23
3/8	CHICAGO STATE (W, 9-0)	-	-	1.0	1	0	0	0	0	0	2.08	8

2021 - SOPHOMORE YEAR

Date	Opp (Res.)	DEC	QS	IP	H	R	ER	BB	SO	HR	ERA	NP
2/20	PRESBYTERIAN (W, 6-1)	-	-	1.0	2	0	0	1	1	0	0.00	25
2/24	ALABAMA A&M (W, 33-0)	-	-	1.0	0	0	0	0	2	0	0.00	19
2/28	vs. Texas A&M (W, 6-1)	-	-	1.0	0	0	0	1	0	0	0.00	11

RICHARD FITT'S CAREER APPEARANCES

*-Starter

2019 - FRESHMAN YEAR

Date	Opp (Res.)	DEC	QS	IP	H	R	ER	BB	SO	HR	ERA	NP
2/17	GEORGIA SOUTHERN (W, 4-3)	-	-	2.1	2	1	1	1	0	0	3.86	47
2/24	at UCF (W, 13-9)	-	-	2.0	2	1	1	0	2	1	4.15	27
3/5	UT MARTIN (W, 15-9)	W	-	2.0	2	1	1	0	1	0	4.26	26
3/9	UTSA (W, 8-3)	-	-	0.1	2	1	1	0	1	0	5.40	9
3/17	#21 TENNESSEE (W, 5-3)	-	-	0.1	1	0	0	0	0	0	5.14	7
3/19	at UAB (W, 13-5)	-	-	1.1	2	0	0	2	2	0	4.32	31
3/23	at #4 Mississippi State (L, 2-15)	-	-	1.0	4	3	3	0	1	1	6.75	22
3/26	vs. Alabama (L, 3-6)	-	-	3.2	3	0	0	1	1	0	4.85	65
3/31	at South Carolina (W, 7-5)	W	-	5.0	3	0	0	2	2	0	3.50	64
4/6	*#9 ARKANSAS (L, 0-8)	L	-	4.1	5	5	5	3	2	1	4.84	74
4/14	*at #12 Texas A&M (L, 1-4)	L	-	3.0	5	3	3	0	2	0	5.33	56
4/18	#17 OLE MISS (W, 7-4)	W	-	4.1	4	0	0	0	4	0	4.55	57
4/26	*at #4 Vanderbilt (L, 2-5)	L	-	2.1	6	4	4	1	3	1	5.34	77
5/5	*ALABAMA (W, 17-7)	-	-	3.2	7	3	3	0	3	1	5.55	64
5/11	*#7 GEORGIA (L, 8-10)	-	-	0.0	3	3	3	0	0	1	6.31	13
5/14	NORTH ALABAMA (W, 8-7)	-	-	6.1	4	1	1	2	8	0	5.57	82
5/22	vs. #2 Vanderbilt (L, 1-11)	-	-	4.0	7	3	3	1	5	1	5.67	75
6/1	at #3 Georgia Tech (W, 6-5)	W	-	6.0	4	0	0	0	4	0	5.02	84
6/10	at #14 North Carolina (W, 14-7)	W	-	5.1	7	6	6	3	4	2	5.49	93
6/16	vs. #6 Mississippi State (L, 4-5)	-	-	2.0	1	1	1	0	0	0	5.46	20
6/19	vs. #7 Louisville (L, 3-5)	-	-	3.1	4	1	1	1	2	0	5.31	48

2020 - SOPHOMORE YEAR

Date	Opp (Res.)	DEC	QS	IP	H	R	ER	BBSO	HR	ERA	NP	
2/15	*ILLINOIS-CHICAGO (W, 7-3)	W	-	5.0	2	0	0	3	7	0	0.00	85
2/22	UCF (L, 3-7)	-	-	1.0	4	3	3	1	1	0	4.50	24
2/25	ALABAMA A&M (W, 10-0)	-	-	1.0	1	0	0	0	0	0	3.86	13
3/1	WRIGHT STATE (W, 6-0)	-	-	2.1	0	0	0	0	3	0	2.89	32
3/7	CHICAGO STATE (W, 16-2)	-	-	1.0	0	0	0	0	1	0	2.61	6
3/10	GEORGIA TECH (L, 2-6)	-	-	2.2	2	1	1	1	4	1	2.77	51

2021 - JUNIOR YEAR

Date	Opp (Res.)	DEC	QS	IP	H	R	ER	BB	SO	HR	ERA	NP
2/20	*PRESBYTERIAN (W, 6-1)	-	-	5.0	1	1	1	2	6	1	1.80	66
2/27	*vs. Baylor (L, 6-12)	L	-	4.1	9	7	6	0	2	2		67

BROOKS FULLER'S CAREER APPEARANCES

*-Starter

2019 - FRESHMAN YEAR

Date	Opp (Res.)	DEC	QS	IP	H	R	ER	BB	SO	HR	ERA	NP
------	------------	-----	----	----	---	---	----	----	----	----	-----	----

2/16	GEORGIA SOUTHERN (L, 5-7)	-	-	1.0	1	1	1	1	0	1	9.00	21
2/20	*ALABAMA A&M (W, 10-2)	-	-	3.0	2	2	0	2	3	0	2.25	46
3/2	CINCINNATI (W, 9-5)	-	-	1.2	0	0	0	0	1	0	1.59	14
3/5	UT MARTIN (W, 15-9)	-	-	2.2	2	3	0	3	0	0	1.08	42
3/9	UTSA (W, 8-3)	-	-	1.0	0	0	0	1	0	0	0.96	17
3/16	#21 TENNESSEE (W, 5-2)	W	-	3.2	2	1	1	2	3	0	1.38	63
3/23	at #4 Mississippi State (L, 2-15)	-	-	3.2	4	1	1	3	3	0	1.62	67
3/30	*at South Carolina (L, 0-4)	L	-	5.0	3	2	2	4	4	1	2.08	88
4/5	*#9 ARKANSAS (L, 6-9)	-	-	3.1	3	3	2	4	4	0	2.52	76
4/9	JACKSONVILLE STATE (L, 6-11)	-	-	0.0	0	1	1	2	0	0	2.88	15
4/13	*at #12 Texas A&M (W, 7-0)	W	X	6.0	4	0	0	3	4	0	2.32	93
4/20	*#17 OLE MISS (W, 6-5)	-	-	4.2	5	3	3	2	6	2	2.78	79
4/26	*at #4 Vanderbilt (L, 5-9)	L	-	1.2	4	4	2	2	1	1	3.13	37
5/4	*ALABAMA (L, 6-7)	-	-	3.0	3	2	2	2	3	0	3.35	61
5/11	#7 GEORGIA (L, 8-10)	-	-	0.2	0	0	0	0	1	0	3.29	4
5/14	*NORTH ALABAMA (W, 8-7)	-	-	1.1	3	4	4	3	1	0	4.04	36
5/17	at #20 LSU (L, 1-5)	-	-	1.0	1	1	1	1	1	0	4.15	16
5/18	at #20 LSU (W, 5-4)	-	-	0.1	0	0	0	0	0	0	4.12	3
5/22	vs. #2 Vanderbilt (L, 1-11)	-	-	0.1	2	2	2	0	1	0	4.50	17
5/23	vs. #17 LSU (L, 3-4)	-	-	0.0	0	0	0	0	0	0	4.50	2

2020 - SOPHOMORE YEAR

Date	Opp (Res.)	DEC	QS	IP	H	R	ER	BBSO	HR	ERA	NP	
2/16	ILLINOIS-CHICAGO (W, 14-0)	-	-	2.0	2	0	0	0	3	0	0.00	34
2/25	*ALABAMA A&M (W, 10-0)	W	-	4.0	5	0	0	0	3	0	0.00	60
3/10	*GEORGIA TECH (L, 2-6)	L	-	2.0	4	3	2	1	1	0	2.25	42

2021 - JUNIOR YEAR

Date	Opp (Res.)	DEC	QS	IP	H	R	ER	BB	SO	HR	ERA	NP
2/19	PRESBYTERIAN (W, 14-3)	-	-	1.0	2	0	0	0	1	0	0.00	15
2/21	PRESBYTERIAN (W, 2-1 [10])	-	-	2.1	2	1	1	1	3	0	2.70	38
2/27	vs. Baylor (L, 6-12)	-	-	1.2	5	5	5	3	2	0		58

PEYTON GLAVINE'S CAREER APPEARANCES

2018 - FRESHMAN YEAR

Date	Opp (Res.)	DEC	QS	IP	H	R	ER	BB	SO	HR	ERA	NP
2/17	LONGWOOD (W, 25-1)	-	-	1.0	0	0	0	0	3	0	0.00	15
2/23	BRYANT (W, 15-7)	-	-	1.0	0	0	0	1	1	0	0.00	26
3/3	BYU (W, 9-5)	-	-	0.2	4	3	3	0	0	0	10.12	18
3/10	NORTHEASTERN (W, 14-8)	-	-	0.0								

2019 - SOPHOMORE YEAR

Date	Opp (Res.)	DEC	QS	IP	H	R	ER	BBSO	HR	ERA	NP
2/16	GEORGIA SOUTHERN (L, 5-7)	-	-	2.2	4	1	1	1	0	3.38	34
2/22	at UCF (W, 4-1)	-	-	1.1	0	0	0	0	1	2.25	18
3/2	CINCINNATI (W, 5-0)	-	-	2.0	0	0	0	1	0	1.29	27
3/5	UT MARTIN (W, 15-9)	-	-	2.0	1	1	1	0	0	2.00	15
3/9	UTSA (W, 8-3)	-	-	2.0	3	2	1	0	4	2.45	36
3/15	#21 TENNESSEE (W, 2-0)	-	-	2.0	0	0	0	4	0	2.08	26
3/17	#21 TENNESSEE (W, 5-3)	-	-	2.2	3	1	1	2	0	2.30	37
3/22	at #4 Mississippi State (W, 6-5)	-	-	2.0	1	0	0	2	0	2.04	23
3/24	at #4 Mississippi State (L, 15-20)	L	-	2.1	7	5	5	2	2	4.05	42
3/29	at South Carolina (W, 4-2)	-	-	1.0	0	0	0	0	1	3.86	20
3/31	at South Carolina (W, 7-5)	-	-	1.1	2	0	0	0	0	3.63	24
4/5	#9 ARKANSAS (W, 6-3)	-	-	1.0	0	0	0	2	0	3.47	14
4/5	#9 ARKANSAS (L, 6-9)	-	-	3.0	3	0	0	2	4	3.08	54
4/13	at #12 Texas A&M (W, 7-0)	-	-	2.1	0	0	0	1	2	2.83	31
4/18	#17 OLE MISS (W, 7-4)	-	-	2.0	0	0	0	3	0	2.64	31
4/20	#17 OLE MISS (W, 6-5)	W	-	3.0	3	2	2	0	0	2.94	25
4/27	at #4 Vanderbilt (L, 5-9)	-	-	1.2	5	3	3	2	0	3.57	32
5/3	ALABAMA (W, 5-1)	-	-	1.0	0	0	0	2	0	3.47	13
5/4	ALABAMA (L, 6-7)	L	-	1.0	3	2	0	1	0	3.38	18
5/11	#7 GEORGIA (W, 4-3)	W	-	4.0	1	0	0	1	5	3.05	48
5/18	at #20 LSU (W, 5-4)	-	-	5.1	6	3	2	3	1	3.09	90
5/21	vs. #21 Tennessee (W, 5-3)	-	-	0.2	0	0	0	0	1	3.00	16
5/23	vs. #17 LSU (L, 3-4)	L	-	2.2	3	3	2	1	1	3.24	42
6/2	at #3 Georgia Tech (W, 4-1)	-	-	3.0	1	1	1	0	4	3.23	39
6/8	at #14 North Carolina (W, 11-7)	-	-	2.0	3	2	2	3	1	3.44	46
6/10	at #14 North Carolina (W, 14-7)	-	-	1.2	3	1	1	1	0	3.49	43
6/16	vs. #6 Mississippi State (L, 4-5)	-	-	0.2	1	0	0	1	1	3.45	17

2020 - JUNIOR YEAR

Date	Opp (Res.)	DEC	QS	IP	H	R	ER	BBSO	HR	ERA	NP
2/14	ILLINOIS-CHICAGO (W, 5-3)	-	-	4.0	0	0	0	1	6	0.00	60
2/21	UCF (L, 1-3)	-	-	3.2	3	0	0	0	3	0.00	44
2/28	WRIGHT STATE (W, 7-2)	-	-	3.0	2	0	0	0	5	0.00	42
3/6	CHICAGO STATE (W, 6-0)	-	-	2.0	0	0	0	0	3	0.00	27

2021 - SOPHOMORE YEAR

Date	Opp (Res.)	DEC	QS	IP	H	R	ER	BB	SO	HR	ERA	NP
2/19	*PRESBYTERIAN (W, 14-3)	W	-	5.0	3	3	2	1	6	1	3.60	73
2/26	*vs. Oklahoma (L, 3-4 [10])	-	-	4.1	3	1	1	3	3	0		72

CAM HILL'S CAREER APPEARANCES

Date	Opp (Res.)	DEC	QS	IP	H	R	ER	BB	SO	HR	ERA	NP
2/21	PRESBYTERIAN (W, 2-1 [10])	W	-	1.0	0	0	0	0	2	0	0.00	12
2/28	vs. Texas A&M (W, 6-1)	-	-	1.0	1	1	1	1	2	0		29

HAYDEN MULLINS' CAREER APPEARANCES

Date	Opp (Res.)	DEC	QS	IP	H	R	ER	BB	SO	HR	ERA	NP
2/16	ILLINOIS-CHICAGO (W, 14-0)	-	-	1.0	1	0	0	0	1	0	0.00	13
2/23	UCF (L, 2-12)	-	-	1.2	2	3	3	1	4	1	10.12	38
2/26	ALABAMA A&M (W, 12-6)	W	-	1.1	0	0	0	0	2	0	6.75	14
3/1	WRIGHT STATE (W, 6-0)	-	-	0.2	0	0	0	2	1	0	5.79	18
3/11	WOFFORD (L, 3-4)	-	-	2.2	1	0	0	3	2	0	3.68	52

2021 - SOPHOMORE YEAR

Date	Opp (Res.)	DEC	QS	IP	H	R	ER	BB	SO	HR	ERA	NP
2/20	PRESBYTERIAN (W, 6-1)	W	-	1.0	2	0	0	1	2	0	0.00	29
2/24	ALABAMA A&M (W, 33-0)	-	-	1.0	0	0	0	0	2	0	0.00	17
2/26	vs. Oklahoma (L, 3-4 [10])	-	-	0.0	1	0	0	1	0	0	0.00	10

JACK OWEN'S CAREER APPEARANCES

*-Starter

Date	Opp (Res.)	DEC	QS	IP	H	R	ER	BB	SO	HR	ERA	NP
2/17	LONGWOOD (W, 25-1)	-	-	1.0	1	1	1	2	1	0	9.00	29
3/3	BYU (W, 21-4)	-	-	3.0	2	0	0	0	1	0	2.25	33
3/13	GEORGIA TECH (W, 12-7)	-	-	3.0	2	0	0	1	5	0	1.29	45
3/20	*at Georgia Tech (L, 6-4)	L	-	3.1	9	6	6	2	3	1	6.10	56
3/27	*vs. Alabama (W, 5-2)	W	-	4.0	1	0	0	2	4	0	4.40	73
4/1	#24 MISSOURI (L, 5-0)	-	-	1.0	1	0	0	0	1	0	4.11	18
4/3	ALABAMA A&M (W, 19-5)	-	-	1.0	4	2	2	0	1	1	4.96	26
4/7	at #5 Arkansas (L, 13-2)	-	-	0.0	1	4	4	3	0	0	7.16	20
4/10	*at Samford (L 12-3)	L	-	1.0	5	4	4	0	0	1	8.83	23
4/24	*SAMFORD (W, 7-2)	W	-	5.1	6	2	2	0	5	0	7.54	77
5/8	*SOUTH ALABAMA (W, 10-4)	-	-	4.0	3	3	2	1	6	0	7.09	66
5/11	at #5 Ole Miss (L, 8-3)	-	-	1.0	1	0	0	0	1	0	6.83	10
5/15	*at Troy (L, 9-5)	-	-	4.1	5	1	1	2	6	0	6.19	93
5/22	*vs. Kentucky (W, 4-3 [11])	-	-	2.2	2	1	1	3	1	1	5.97	43

2019 - SOPHOMORE YEAR

Date	Opp (Res.)	DEC	QS	IP	H	R	ER	BBSO	HR	ERA	NP	
2/17	GEORGIA SOUTHERN (W, 4-3)	W	-	4.2	4	0	0	2	4	0	0.00	67
2/23	at UCF (L, 1-6)	-	-	4.1	3	1	0	0	8	0	0.00	79
3/2	*CINCINNATI (W, 5-0)	W	X	7.0	3	0	0	0	10	0	0.00	88
3/9	*UTSA (W, 5-0)	W	X	9.0	4	0	0	0	7	0	0.00	98
3/16	*#21 TENNESSEE (W, 5-2)	-	-	4.0	2	1	1	0	4	1	0.31	55
4/20	#17 OLE MISS (W, 6-5)	-	-	2.1	0	0	0	1	1	0	0.29	29

4/27	at #4 Vanderbilt (L, 5-9)	-	-	2.1	3	1	1	1	3	0	0.53	43
5/3	*ALABAMA (W, 5-1)	W	-	5.0	5	1	1	2	0	0	0.70	63
5/10	*#7 GEORGIA (L, 2-11)	L	-	3.2	7	6	6	1	3	1	1.91	65
5/17	*at #20 LSU (L, 1-5)	L	-	7.0	8	4	4	1	6	0	2.37	97
5/23	*vs. #17 LSU (L, 3-4)	-	-	5.2	5	1	1	1	5	0	2.29	102
5/31	*vs. Coastal Carolina (W, 16-7)	-	-	3.2	6	2	2	1	4	1	2.45	86
6/8	*at #14 North Carolina (W, 11-7)	-	-	5.0	8	4	4	1	3	0	2.83	77
6/16	*vs. #6 Mississippi State (L, 4-5)	-	-	5.0	6	1	1	3	1	0	2.75	102

2020 - JUNIOR YEAR

Date	Opp (Res.)	DEC	QS	IP	H	R	ER	BBSO	HR	ERA	NP	
2/15	*ILLINOIS-CHICAGO (W, 18-1)	W	-	5.0	3	1	1	3	8	1	1.80	71
2/22	*UCF (L, 3-7)	L	-	5.0	1	3	2	1	5	1	2.70	62
2/29	*WRIGHT STATE (W, 20-6)	W	-	5.0	9	4	3	0	6	1	3.60	91
3/7	*CHICAGO STATE (W, 16-2)	W	X	6.0	4	2	2	1	6	0	3.43	74

CARSON SKIPPER'S CAREER APPEARANCES

*-Starter

Date	Opp (Res.)	DEC	QS	IP	H	R	ER	BB	SO	HR	ERA	NP
2/15	GEORGIA SOUTHERN (W, 11-2)	-	-	3.0	3	0	0	1	1	0	0.00	48
2/19	*ALABAMA A&M (W, 10-1)	W	-	4.0	2	1	0	0	8	0	0.00	67
2/24	at UCF (W, 13-9)	W	-	2.0	3	3	3	3	1	1	3.00	58
3/2	*CINCINNATI (W, 9-5)	-	-	3.0	5	4	3	0	4	1	4.50	59
3/6	UT MARTIN (W, 2-0)	-	-	2.1	0	0	0	0	5	0	3.77	31
3/9	*UTSA (W, 8-3)	W	-	4.2	5	0	0	0	5	0	2.84	70
3/17	*#21 TENNESSEE (W, 5-3)	-	-	3.0	3	2	1	1	1	0	2.86	46
3/23	*at #4 Mississippi State (L, 2-15)	L	-	0.2	5	5	4	2	1	0	4.37	35
3/24	at #4 Mississippi State (L, 15-20)	-	-	0.1	2	3	3	1	0	1	5.48	9
3/30	*at South Carolina (W, 7-5)	-	-	1.0	4	3	3	2	1	0	6.38	43
4/5	#9 ARKANSAS (W, 6-3)	-	-	0.2	1	0	0	0	1	0	6.20	8
4/5	#9 ARKANSAS (L, 6-9)	L	-	3.0	3	5	5	3	3	2	7.16	78
4/9	JACKSONVILLE STATE (L, 6-11)	-	-	0.0	0	0	0	2	0	0	7.16	10
4/16	*at #16 Georgia Tech (L, 6-11)	-	-	2.1	1	1	1	4	3	0	6.82	53
4/23	at Jacksonville State (W, 14-2)	-	-	1.0	0	0	0	1	0	0	6.61	17
4/25	at #4 Vanderbilt (L, 6-12)	-	-	1.1	3</							

SUPERLATIVES AND MISCELLANEOUS NOTES

STARTS BY POSITION

STARTING PITCHER

Trace Bright	2	2-0
Richard Fitts	2	1-1
Cody Greenhill	2	1-1
Mason Barnett	1	1-0
Jack Sokol	1	1-0

CATCHER

Steven Williams	3	2-1
Nate LaRue	3	2-1
Ryan Dyal	2	2-0

FIRST BASE

Tyler Miller	5	3-2
Bryson Ware	2	2-0
J.S. Shenker	1	1-0

SECOND BASE

Brody Moore	6	4-2
Garrett Farquhar	2	2-0

THIRD BASE

Rankin Woley	6	4-2
Tyler Miller	2	2-0

SHORTSTOP

Ryan Bliss	6	4-2
Cole Foster	1	1-0
Brody Moore	1	1-0

LEFT FIELD

Judd Ward	7	5-2
Steven Williams	1	1-0

CENTER FIELD

Kason Howell	7	5-2
Josh Hall	1	1-0

RIGHT FIELD

Bryson Ware	4	2-2
Josh Hall	3	3-0
Steven Williams	1	1-0

DESIGNATED HITTER

Cam Hill	2	1-1
Bryson Ware	2	2-0
Steven Williams	2	2-0
Brayton Brown	1	1-0
Bobby Peirce	1	0-1

2021 AUBURN & OPPONENT HIGHS

TEAM BATTING

	AUBURN	OPPONENT
Runs in a game	33, vs. AAMU (2/24)	12, Baylor (2/27)
Runs in an inning	14, vs. AAMU [4th] (2/24)	4, Baylor [5th] (2/27)
Most Hits in a game	27, vs. AAMU (2/24)	15, Baylor (2/27)
Fewest Hits in a game	8, vs. PC (2/21)	3, two times
Hits in an inning	8, vs. AAMU [8th] (2/24)	5, Baylor [5th] (2/27)
2B in a game	11, vs. AAMU (2/24)	1, five times
3B in a game	2, vs. AAMU (2/24)	--
HR in a game	3, two times	2, Baylor (2/27)
SB in a game	4, vs. Texas A&M (2/28)	--
LOB in a game	12, vs. Baylor (2/27)	15, Oklahoma (2/26)
K in a game	7, four times	13, AAMU (2/24)
BB in a game	12, vs. AAMU (2/23)	9, Oklahoma (2/26)

TEAM PITCHING

	AUBURN	OPPONENT
K in a game	13, vs. AAMU (2/24)	7, four times
BB in a game	9, vs. Oklahoma (2/26)	12, AAMU (2/23)
Pitchers used	6, two times	7, AAMU (2/24)
Total Quality Starts	1	1

TEAM FIELDING

	AUBURN	OPPONENT
Errors in a game	2, two times	3, two times
DP turned in a game	3, vs. Baylor (2/27)	3, Oklahoma (2/26)

IND. BATTING

	AUBURN	OPPONENT
Hits in a game	4, three times	3, four times
Runs in a game	6, Ware vs. AAMU (2/24)	3, McKenzie [BU] (2/27)
2B in a game	2, three times	1, five times
3B in a game	1, five times	--
HR in a game	1, 12 times	2, McKenzie [BU] (2/27)
RBI in a game	7, Moore vs. AAMU (2/24)	3, two times
XBH in a game	2, seven times	2, McKenzie [BU] (2/27)
SB in a game	2, Hall vs. AAMU (2/23)	--
BB in a game	3, two times	3, three times
HBP in a game	1, eight times	1, four times
K in a game	3, two times	3, two times
Hitting Streak	4, six times	3, twice
Consec. G w/HR	--	--

IND. PITCHING

	AUBURN	OPPONENT
K by a starter	7, Bright vs. AAMU (2/23)	4, two times
K by a reliever	3, two times	4, three times
BB by a starter	3, two times	4, Duncan [PC] (2/21)
BB by a reliever	3, two times	5, Stewart [AAMU] (2/23)
IP by a starter	6.0, Bright vs. Texas A&M (2/28)	6.0, Childress [TAMU] (2/28)
IP by a reliever	3.0, Glavine vs. Baylor (2/27)	6.0, Godman [OU] (2/26)

MISCELLANEOUS

	AUBURN
Biggest comeback win	--
Biggest blown lead loss	3, vs. Oklahoma (2/26)
Largest margin of victory	33, vs. AAMU (2/24)
Largest margin of defeat	6, vs. Baylor (2/27)
Longest game, Time	3:45, vs. Oklahoma (2/26)
Longest game, Time (9 inn)	3:15, vs. Baylor (2/27)
Shortest game, Time (9 inn)	2:44, vs. PC (2/20)
Longest game, Innings	10, two times
Largest crowd, Home	850, five times
Largest crowd, Road	--
Largest crowd, Neutral	--

STARTS BY ORDER

LEADOFF

Judd Ward	7	5-2
Steven Williams	1	1-0

2ND SPOT

Ryan Bliss	6	4-2
Josh Hall	2	2-0

3RD SPOT

Bryson Ware	7	5-2
Brody Moore	1	1-0

CLEANUP

Rankin Woley	5	4-1
Steven Williams	3	2-1

5TH SPOT

Tyler Miller	3	2-1
Brody Moore	2	2-0
Bryson Ware	1	1-0
Steven Williams	1	1-0
Rankin Woley	1	0-1

6TH SPOT

Tyler Miller	3	2-1
Kason Howell	2	1-1
Steven Williams	2	2-0
Cam Hill	1	1-0

7TH SPOT

Kason Howell	5	4-1
Tyler Miller	1	1-0
Bobby Peirce	1	0-1
J.S. Shenker	1	1-0

8TH SPOT

Nate LaRue	3	2-1
Ryan Dyal	2	2-0
Josh Hall	2	2-0
Cam Hill	1	0-1

9TH SPOT

Brody Moore	4	2-2
Garrett Farquhar	2	2-0
Brayton Brown	1	1-0
Cole Foster	1	1-0

PITCHING NOTES

2021 BULLPEN BY NUMBERS

Total App.....	28
Saves/Opp.....	0/1
IR/IRS.....	8/4
BA Against.....	.264
ERA.....	2.57

SAVES/OPP

Mason Barnett.....	0/1
--------------------	-----

INHERITED RUNNERS/SCORED

Mason Barnett.....	2/0
Brooks Fuller.....	2/2
Hayden Mullins.....	2/1
Carson Skipper.....	1/1
Seb Thomas.....	1/0

1ST BATTER FACED/RETIRED

Mason Barnett.....	1/0
Trace Bright.....	1/0
Blake Burkhalter.....	3/3
Brooks Fuller.....	3/2
Peyton Glavine.....	2/0
Joseph Gonzalez.....	3/2
Cam Hill.....	2/1
Hayden Mullins.....	3/1
Carson Skipper.....	4/3
Carson Swilling.....	2/1
Seb Thomas.....	4/2

RELIEF ERA

Trace Bright.....	0.00
Blake Burkhalter.....	0.00
Peyton Glavine.....	0.00
Hayden Mullins.....	0.00
Carson Skipper.....	0.00
Carson Swilling.....	0.00
Seb Thomas.....	1.69
Joseph Gonzalez.....	2.70
Cam Hill.....	4.50
Mason Barnett.....	6.75
Brooks Fuller.....	10.80

BP SCORELESS IP (current/long)

Mason Barnett.....	0.1	7.2
Blake Burkhalter.....	5.1	5.1
Richard Fitts.....	--	11.1
Brooks Fuller.....	0.1	5.1
Peyton Glavine.....	5.0	5.0
Joseph Gonzalez.....	--	3.1
Cody Greenhill.....	14.0	14.0
Cam Hill.....	0.1	1.1
Hayden Mullins.....	6.2	6.2
Jack Owen.....	1.2	7.1
Carson Skipper.....	5.0	9.0
Carson Swilling.....	2.0	2.0
Seb Thomas.....	--	10.1
Garrett Wade.....	7.1	7.1

2021 Auburn Baseball
Team Game-by-Game for Auburn (as of Feb 28, 2021)
Pitching (All games)

Date	Opponent	ip	h	r	er	bb	so	2b	3b	hr	wp	bk	hbp	dp	ibb	score	w-l	sv	era
Feb 19	PRESBYTERIAN	9.0	7	3	2	1	12	1	0	1	1	0	0	0	0	14-3	1-0	0	2.00
Feb 20	PRESBYTERIAN	9.0	8	1	1	4	11	0	0	1	0	0	0	1	0	6-1	2-0	0	1.50
Feb 21	PRESBYTERIAN	10.0	7	1	1	3	10	1	0	0	0	0	1	1	0	2-1	3-0	0	1.29
Feb 23	ALABAMA A&M	7.0	3	2	1	0	10	1	0	0	0	0	0	1	0	18-2	4-0	0	1.29
Feb 24	ALABAMA A&M	9.0	3	0	0	3	13	1	0	0	0	0	1	2	0	33-0	5-0	0	1.02
Feb 26	vs OU	9.2	12	4	4	9	7	0	0	0	1	0	1	2	1	3-4	5-1	0	1.51
Feb 27	vs Baylor	9.0	15	12	11	3	6	0	0	2	3	0	1	3	0	6-12	5-2	0	2.87
Feb 28	vs Texas A&M	9.0	4	1	1	4	4	1	0	0	1	0	0	1	0	6-1	6-2	0	2.64
Totals		71.2	59	24	21	27	73	5	0	4	6	0	4	11	1	88-24	6-2	0	2.64

AUBURN STARTING PITCHER BREAKDOWN

Starter	GS	Quality Starts	Run Support	RS/Start	Auburn Record
T. Bright	2	1	19	9.5	2-0
R. Fitts	2	0	2	1.0	1-1
C. Greenhill	2	0	9	4.5	1-1
M. Barnett	1	0	0	0.0	1-0
J. Sokol	1	0	19	19.0	1-0

Auburn Overall Rankings

Category	Rank	No.
ERA	4th	2.64
Opp BA	12th	.230
Hits Allowed	T-9th	59
Walks	T-5th	27
Strikeouts	12th	73

Auburn SEC-Only Rankings

Category	Rank	No.
ERA	--	--
Opp BA	--	--
Hits Allowed	--	--
Walks	--	--
Strikeouts	--	--

AUBURN PITCHING BREAKDOWN

	W-L	ERA	IP	H	R	ER	BB	K	HR	AVG	W-L	ERA	IP	H	R	ER	BB	K	HR	AVG	
STARTERS	4-1	2.70	36.2	25	14	11	13	35	4	.197	HOME	5-0	1.02	44.0	28	7	5	11	56	2	.185
RELIEVERS	2-1	2.57	35.0	34	10	10	14	38	0	.264	ROAD	-	-	-	-	-	-	-	-	-	-
TOTALS	6-2	2.64	71.2	59	24	21	27	73	4	.230	NEUT.	1-2	5.20	27.2	31	17	16	16	17	2	.295

HITTING NOTES

2021 MULTI-HIT GAMES

	2	3	4	5+	Total
Josh Hall	3	1	-	-	4
Ryan Bliss	2	1	-	-	3
Kason Howell	3	-	-	-	3
Tyler Miller	-	2	1	-	3
Bryson Ware	1	2	-	-	3
Garrett Farquhar	1	1	-	-	2
Cam Hill	1	1	-	-	2
Brody Moore	1	-	1	-	2
Judd Ward	1	-	1	-	2
Steven Williams	2	-	-	-	2
Brayton Brown	1	-	-	-	1
Cole Foster	1	-	-	-	1
Nate LaRue	1	-	-	-	1
Rankin Woley	1	-	-	-	1

CAREER MULTI-HIT GAMES

	2	3	4	5+	Total
Steven Williams	26	8	4	-	38
Ryan Bliss	26	7	1	-	34
Judd Ward	21	8	3	-	32
Rankin Woley	22	6	1	-	29
Kason Howell	19	3	-	-	22
Brody Moore	7	2	1	-	10
Garrett Farquhar	4	1	-	-	5
Josh Hall	3	1	-	-	4
Tyler Miller	-	2	1	-	3
Bryson Ware	1	2	-	-	3
Cam Hill	1	1	-	-	2
Brayton Brown	1	-	-	-	1
Johnny Ceccoli	1	-	-	-	1
Cole Foster	1	-	-	-	1
Nate LaRue	1	-	-	-	1
J.S. Shenker	1	-	-	-	1

2021 MULTI-RBI GAMES

	2	3	4	5+	Total
Tyler Miller	1	1	1	-	3
Judd Ward	3	-	-	-	3
Bryson Ware	1	-	2	-	3
Cam Hill	-	2	-	-	2
Kason Howell	1	1	-	-	2
Steven Williams	1	-	1	-	2
Brayton Brown	1	-	-	-	1
Josh Hall	-	1	-	-	1
Nate LaRue	1	-	-	-	1
Brody Moore	-	-	-	1	1
Bobby Peirce	1	-	-	-	1
Rankin Woley	-	-	1	-	1

CAREER MULTI-RBI GAMES

	2	3	4	5+	Total
Steven Williams	15	9	3	2	29
Rankin Woley	13	5	3	-	21
Judd Ward	11	3	1	1	16
Ryan Bliss	9	2	4	-	15
Kason Howell	2	3	-	-	5
Tyler Miller	2	1	1	-	4
Brody Moore	3	-	-	1	4
Johnny Ceccoli	2	-	-	-	2
Garrett Farquhar	1	-	1	-	2
J.S. Shenker	2	-	-	-	2
Bryson Ware	1	-	2	-	3
Cam Hill	-	2	-	-	2
Brayton Brown	1	-	-	-	1
Josh Hall	-	1	-	-	1
Nate LaRue	1	-	-	-	1
Bobby Peirce	1	-	-	-	1

CAREER STARTS

	Career	Consec.
Steven Williams	148	1
Judd Ward	111	-
Ryan Bliss	90	3
Rankin Woley	88	3
Kason Howell	80	4
Brody Moore	25	6
Tyler Miller	16	6
Garrett Farquhar	12	1
Brayton Brown	8	1
Bryson Ware	8	8
J.S. Shenker	7	-
Nate LaRue	6	-
Josh Hall	4	3
Johnny Ceccoli	2	-
Ryan Dyal	2	1
Cam Hill	2	-
Cole Foster	1	-

TEAM NOTES

Auburn Overall SEC Rankings			Auburn SEC-Only Rankings		
Category	Rank	No.	Category	Rank	No.
Avg.	1st	.361	Avg.	--	--
Hits	1st	106	Hits	--	--
2B	1st	22	2B	--	--
HR	T-3rd	12	HR	--	--
BB	1st	52	BB	--	--

2021 AUBURN HOME RUNS

No.	Player (#)	Opponent (Date)	On	Outs	Inn.	Pitcher
1	Judd Ward (1)	Presbyterian (2/19)	1	2	2	Miles (R)
2	Rankin Woley (1)	Presbyterian (2/19)	2	2	7	Rorabeck (R)
3	Bryson Ware (1)	Presbyterian (2/20)	0	2	1	McDaniel (L)
4	Nate LaRue (1)	Presbyterian (2/20)	0	0	7	Flood (R)
5	Ryan Bliss (1)	Presbyterian (2/20)	0	2	7	Flood (R)
6	Judd Ward (2)	Alabama A&M (2/23)	0	0	1	Febus (R)
7	Bryson Ware (2)	Alabama A&M (2/23)	1	0	1	Febus (R)
8	Brayton Brown (1)	Alabama A&M (2/23)	0	0	5	Torres (R)
9	Tyler Miller (1)	Alabama A&M (2/24)	1	2	4	Baker (R)
10	Ryan Bliss (2)	Oklahoma (2/26)	0	1	3	Olds (R)
11	Steven Williams (1)	Oklahoma (2/26)	0	2	3	Olds (R)
12	Tyler Miller (2)	Baylor (2/27)	0	0	8	Miller (R)

AUBURN CAREER HOME RUN BREAKDOWN

	1R	2R	3R	GS	Career	Home	Road	Last
Bliss	6	--	1	--	7	4	3	2/26/21
Brown	2	--	--	--	2	2	--	2/23/21
Ceccoli	1	--	--	--	1	1	--	2/19/20
LaRue	1	--	--	--	1	1	--	2/20/21
Miller	1	1	--	--	2	1	1	2/27/21
Ward	4	2	3	0	9	6	3	2/23/21
Ware	1	1	--	--	2	2	--	2/23/21
Williams	8	7	8	1	24	12	12	2/26/21
Woley	3	1	2	--	6	3	3	2/19/21

HITTING STREAKS

	Current	'21	Career
Ryan Bliss	1	4	10
Brayton Brown	-	2	3
Johnny Ceccoli	-	-	2
Ryan Dyal	1	1	1
Garrett Farquhar	-	1	3
Cole Foster	-	2	2
Josh Hall	4	4	4
Cam Hill	-	3	3
Kason Howell	4	4	6
Nate LaRue	-	2	2
Tyler Miller	2	3	4
Brody Moore	2	4	8
Bobby Peirce	-	1	1
J.S. Shenker	-	1	4
Judd Ward	4	4	7
Bryson Ware	2	2	2
Steven Williams	4	4	6
Rankin Woley	1	2	10

REACHED BASE STREAKS

	Current	'21	Career
Ryan Bliss	16	6	16
Brayton Brown	4	4	4
Johnny Ceccoli	-	3	3
Ryan Dyal	4	4	4
Garrett Farquhar	-	2	4
Cole Foster	-	2	2
Josh Hall	4	4	4
Cam Hill	4	4	4
Kason Howell	4	4	17
Nate LaRue	-	2	2
Tyler Miller	2	4	6
Brody Moore	7	7	10
Bobby Peirce	-	1	1
J.S. Shenker	2	2	11
Judd Ward	5	5	18
Bryson Ware	2	5	5
Steven Williams	9	8	25
Rankin Woley	1	2	17

BUNT HITS

Player	No.
Josh Hall	2
Judd Ward	2
Kason Howell	1
TOTAL	5

SAC BUNTS

Player	No.
Brayton Brown	1
Garrett Farquhar	1
TOTAL	2

SAC FLIES

Player	No.
Judd Ward	2
Josh Hall	1
Cam Hill	1
Tyler Miller	1
Brody Moore	1
Steven Williams	1
TOTAL	7

OUTFIELD ASSISTS

Player	No.
Kason Howell	1
Judd Ward	1
TOTAL	2

PINCH HITS

Player	No.
Cam Hill	1
Bobby Peirce	1
TOTAL	2

AUBURN 2021 GAME-BY-GAME STARTING LINEUPS

DATE	OPP	1	2	3	4	5	6	7	8	9	SP
2/19	Presbyterian	Ward	Bliss	Ware	Woley	Miller	Williams	Howell	Hall	Moore	Greenhill
2/20	Presbyterian	Ward	Bliss	Ware	Woley	Williams	Howell	Shenker	LaRue	Farquhar	Fitts
2/21	Presbyterian	Ward	Bliss	Ware	Woley	Miller	Williams	Howell	Hall	Moore	Barnett
2/23	Alabama A&M	Ward	Hall	Ware	Williams	Moore	Hill	Miller	LaRue	Foster	Bright
2/24	Alabama A&M	Ward	Hall	Ware	Williams	Moore	Miller	Howell	Dyal	Farquhar	Sokol
2/26	vs. Oklahoma	Ward	Bliss	Ware	Williams	Woley	Miller	Howell	Hill	Moore	Greenhill
2/27	vs. Baylor	Ward	Bliss	Ware	Woley	Miller	Howell	Peirce	LaRue	Moore	Fitts
2/28	vs. Texas A&M	Williams	Bliss	Moore	Woley	Ware	Miller	Howell	Dyal	Brown	Bright
3/5	Boston College										
3/6	Boston College										
3/7	Boston College										
3/9	at UAB										
3/12	Little Rock										
3/13	Little Rock										
3/14	Little Rock										
3/16	Lipscomb										
3/19	at Ole Miss*										
3/20	at Ole Miss*										
3/21	at Ole Miss*										
3/23	vs. South Alabama										
3/26	Kentucky*										
3/27	Kentucky*										
3/28	Kentucky*										
4/1	at Arkansas*										
4/2	at Arkansas*										
4/3	at Arkansas*										
4/6	Kennesaw State										
4/9	Mississippi State*										
4/10	Mississippi State*										
4/11	Mississippi State*										
4/13	at Georgia Tech										
4/16	at Alabama*										
4/17	at Alabama*										
4/18	at Alabama*										
4/20	Samford										
4/21	Jacksonville State										
4/23	Florida*										
4/24	Florida*										
4/25	Florida*										
4/30	at Georgia*										
5/1	at Georgia*										
5/2	at Georgia*										
5/4	UAB										
5/7	LSU*										
5/8	LSU*										
5/9	LSU*										
5/11	at Samford										
5/14	Texas A&M*										
5/15	Texas A&M*										
5/16	Texas A&M*										
5/18	North Alabama										
5/20	at Missouri*										
5/21	at Missouri*										
5/22	at Missouri*										

* - SEC Game

AUBURN 2021 GAME-BY-GAME STARTERS

DATE	OPP	SP	C	1B	2B	3B	SS	LF	CF	RF	DH
2/19	Presbyterian	Greenhill	Williams	Miller	Moore	Woley	Bliss	Ward	Howell	Hall	Ware
2/20	Presbyterian	Fitts	LaRue	Shenker	Farquhar	Woley	Bliss	Ward	Howell	Ware	Williams
2/21	Presbyterian	Barnett	Williams	Miller	Moore	Woley	Bliss	Ward	Howell	Hall	Ware
2/23	Alabama A&M	Bright	LaRue	Ware	Moore	Miller	Foster	Ward	Hall	Williams	Hill
2/24	Alabama A&M	Sokol	Dyal	Ware	Farquhar	Miller	Moore	Ward	Howell	Hall	Williams
2/26	vs. Oklahoma	Greenhill	Williams	Miller	Moore	Woley	Bliss	Ward	Howell	Ware	Hill
2/27	vs. Baylor	Fitts	LaRue	Miller	Moore	Woley	Bliss	Ward	Howell	Ware	Peirce
2/28	vs. Texas A&M	Bright	Dyal	Miller	Moore	Woley	Bliss	Williams	Howell	Ware	Brown
3/5	Boston College										
3/6	Boston College										
3/7	Boston College										
3/9	at UAB										
3/12	Little Rock										
3/13	Little Rock										
3/14	Little Rock										
3/16	Lipscomb										
3/19	at Ole Miss*										
3/20	at Ole Miss*										
3/21	at Ole Miss*										
3/23	vs. South Alabama										
3/26	Kentucky*										
3/27	Kentucky*										
3/28	Kentucky*										
4/1	at Arkansas*										
4/2	at Arkansas*										
4/3	at Arkansas*										
4/6	Kennesaw State										
4/9	Mississippi State*										
4/10	Mississippi State*										
4/11	Mississippi State*										
4/13	at Georgia Tech										
4/16	at Alabama*										
4/17	at Alabama*										
4/18	at Alabama*										
4/20	Samford										
4/21	Jacksonville State										
4/23	Florida*										
4/24	Florida*										
4/25	Florida*										
4/30	at Georgia*										
5/1	at Georgia*										
5/2	at Georgia*										
5/4	UAB										
5/7	LSU*										
5/8	LSU*										
5/9	LSU*										
5/11	at Samford										
5/14	Texas A&M*										
5/15	Texas A&M*										
5/16	Texas A&M*										
5/18	North Alabama										
5/20	at Missouri*										
5/21	at Missouri*										
5/22	at Missouri*										

* - SEC Game

OVERALL STATS



2021 Auburn Baseball
Overall Statistics for Auburn (as of Feb 28, 2021)
(All games Sorted by Batting avg)



Record: 6-2 Home: 5-0 Away: 0-0 Neutral: 1-2 SEC: 0-0

Player	avg	gp-gs	ab	r	h	2b	3b	hr	rbi	tb	slg%	bb	hp	so	gdp	ob%	sf	sh	sb-att	po	a	e	fld%	
10 Miller, Tyler	.444	7-7	27	8	12	1	1	2	11	21	.778	2	0	1	0	.467	1	0	1-1	43	3	0	1.000	
9 Bliss, Ryan	.391	6-6	23	5	9	2	0	2	3	17	.739	2	0	3	2	.440	0	0	2-2	6	14	2	.909	
19 Moore, Brody	.385	7-7	26	9	10	2	0	0	9	12	.462	4	0	2	1	.452	1	0	0-1	11	13	0	1.000	
1 Ward, Judd	.375	7-7	24	10	9	1	0	2	6	16	.667	4	0	2	0	.433	2	0	0-0	6	1	0	1.000	
41 Williams, Steven	.360	8-7	25	6	9	3	0	1	9	15	.600	7	1	2	0	.500	1	0	0-0	26	5	0	1.000	
5 Howell, Kason	.333	8-7	24	4	8	1	0	0	6	9	.375	8	2	3	0	.529	0	0	4-5	16	1	0	1.000	
8 Ware, Bryson	.324	8-8	34	13	11	2	1	2	11	21	.618	6	1	10	1	.439	0	0	2-3	22	1	0	1.000	
4 Woley, Rankin	.192	6-6	26	2	5	2	0	1	5	10	.385	2	0	9	0	.250	0	0	0-0	5	16	1	.955	

2 Hall, Josh	.692	5-4	13	6	9	1	2	0	6	14	1.077	0	0	1	0	.643	1	0	3-4	10	0	1	.909	
16 Hill, Cam	.545	4-2	11	2	6	1	1	0	6	9	.818	2	0	1	0	.571	1	0	0-0	0	0	0	.000	
7 Foster, Cole	.500	4-1	6	4	3	1	0	0	1	4	.667	2	1	1	0	.667	0	0	0-0	3	5	1	.889	
3 Brown, Brayton	.429	5-1	7	4	3	1	0	1	3	7	1.000	3	0	3	0	.600	0	1	0-0	1	0	0	1.000	
47 Farquhar, Garrett	.417	7-2	12	5	5	2	0	0	1	7	.583	1	1	3	0	.500	0	1	1-1	6	5	1	.917	
28 LaRue, Nate	.300	5-3	10	3	3	1	0	1	2	7	.700	2	0	1	0	.417	0	0	0-0	29	2	0	1.000	
6 Peirce, Bobby	.182	5-1	11	3	2	1	0	0	3	3	.273	1	1	4	1	.308	0	0	0-0	0	0	0	.000	
34 Shenker, John Sam	.143	4-1	7	2	1	0	0	0	1	1	.143	1	1	4	0	.333	0	0	0-0	10	0	0	1.000	
17 Dyal, Ryan	.125	4-2	8	2	1	0	0	0	0	1	.125	5	0	1	0	.462	0	0	1-1	20	1	0	1.000	
Totals	.361	8	294	88	106	22	5	12	83	174	.592	52	8	51	5	.460	7	2	14-18	215	78	7	.977	
Opponents	.230	8	256	24	59	5	0	4	19	76	.297	27	4	73	11	.311	2	1	0-4	202	61	10	.963	

LOB - Team (74), Opp (51). DPs turned - Team (11), Opp (5). CI - Team (0), Opp (1). IBB - Team (1), Williams, S. 1, Opp (1).

(All games Sorted by Earned run avg)

Player	era	w-l	app	gs	cg	sho	sv	ip	h	r	er	bb	so	2b	3b	hr	b/avg	wp	hp	bk	sfa	sha
21 Bright, Trace	0.82	2-0	3	2	0	0/0	0	11.0	7	2	1	2	10	1	0	0	.179	0	0	0	0	0
20 Greenhill, Cody	2.89	1-0	2	2	0	0/0	0	9.1	6	4	3	4	9	1	0	1	.188	2	1	0	0	0
43 Fitts, Richard	6.75	0-1	2	2	0	0/0	0	9.1	10	8	7	2	8	0	0	3	.278	1	0	0	0	0

23 Glavine, Peyton	0.00	0-0	2	0	0	0/0	0	5.0	2	0	0	0	3	0	0	0	.133	0	0	0	0	0
29 Skipper, Carson	0.00	0-0	4	0	0	0/1	0	5.0	3	0	0	1	5	0	0	0	.176	0	0	0	0	0
36 Sokol, Jack	0.00	1-0	1	1	0	0/1	0	4.0	1	0	0	3	6	1	0	0	.091	0	0	0	0	0
40 Burkhalter, Blake	0.00	0-0	3	0	0	0/1	0	3.0	2	0	0	2	3	0	0	0	.182	0	1	0	0	0
26 Mullins, Hayden	0.00	1-0	3	0	0	0/1	0	2.0	3	0	0	2	4	0	0	0	.333	0	0	0	0	0
32 Swilling, Carson	0.00	0-0	2	0	0	0/0	0	2.0	0	0	0	0	3	0	0	0	.000	0	0	0	0	0
27 Thomas, Seb	1.69	0-1	4	0	0	0/1	0	5.1	4	1	1	1	4	0	0	0	.250	0	0	0	0	1
18 Barnett, Mason	1.69	0-0	2	1	0	0/0	0	5.1	5	1	1	5	5	1	0	0	.263	0	1	0	1	0
45 Gonzalez, Joseph	2.70	0-0	3	0	0	0/1	0	3.1	6	1	1	0	3	0	0	0	.429	0	0	0	0	0
16 Hill, Cam	4.50	1-0	2	0	0	0/0	0	2.0	1	1	1	1	4	1	0	0	.167	1	0	0	1	0
14 Fuller, Brooks	10.80	0-0	3	0	0	0/0	0	5.0	9	6	6	4	6	0	0	0	.375	2	1	0	0	0
Totals	2.64	6-2	8	8	0	1/1	0	71.2	59	24	21	27	73	5	0	4	.230	6	4	0	2	1
Opponents	10.43	2-6	8	8	0	0/0	0	67.1	106	88	78	52	51	22	5	12	.361	8	8	1	7	2

PB - Team (1), LaRue, N. 1, Opp (1). Pickoffs - Team (1), Gonzalez, J. 1. SBA/ATT - Williams, S. (0-2), Barnett, M. (0-2), Sokol, J. (0-1), Dyal, R. (0-1), LaRue, N. (0-1), Fitts, R. (0-1).

GAMES SUMMARY



**2021 Auburn Baseball
Games Summary for Auburn (as of Feb 28, 2021)
(All games)**



Score by innings	1	2	3	4	5	6	7	8	9	EX	Total
Auburn	12	7	7	21	6	12	12	6	4	1	88
Opponents	3	0	2	3	8	3	1	1	2	1	24

Record when ...

Overall	6-2	After 6 leading	6-1
Conference	0-0 trailing	0-1
Non-Conference	6-2 tied	0-0
Home games	5-0	After 7 leading	4-1
Away games	0-0 trailing	0-1
Neutral site	1-2 tied	1-0
Day games	6-2	After 8 leading	4-1
Night games	0-0 trailing	0-1
vs Left starter	2-1 tied	1-0
vs Right starter	4-1		
1-Run games	1-1	Hit 0 home runs	2-0
2-Run games	0-0	... 1 home run	1-1
5+Run games	5-1	... 2+ home runs	3-1
Extra innings	1-1		
Shutouts	1-0	Opponent 0 home runs	4-1
	 1 home run	2-0
Scoring 0-2 runs	1-0 2+ HRs	0-1
..... 3-5 runs	0-1		
..... 6-9 runs	2-1	Made 0 errors	3-0
..... 10+ runs	3-0 1 error	1-2
	 2+ errors	2-0
Opponent 0-2 runs	5-0		
..... 3-5 runs	1-1	Opp. made 0 errors	1-1
..... 6-9 runs	0-0 1 error	3-1
..... 10+ runs	0-1 2+ errors	2-0
Scored in 1st inning	2-1	Out-hit opponent	6-0
Opp. scored in 1st	1-1	Out-hit by opponent	0-2
Scores first	5-1	Hits are tied	0-0
Opp. scores first	1-1		

Record when team scores:

Runs	0	1	2	3	4	5	6	7	8	9	10+
W-L	0-0	0-0	1-0	0-1	0-0	0-0	2-1	0-0	0-0	0-0	3-0

Record when opponent scores:

Runs	0	1	2	3	4	5	6	7	8	9	10+
W-L	1-0	3-0	1-0	1-0	0-1	0-0	0-0	0-0	0-0	0-0	0-1

Record when leading after:

Inn.	1	2	3	4	5	6	7	8
W-L	2-1	3-1	4-1	5-1	4-1	6-1	4-1	4-1

Record when trailing after:

Inn.	1	2	3	4	5	6	7	8
W-L	0-1	0-1	0-1	0-1	0-1	0-1	0-1	0-1

Record when tied after:

Inn.	1	2	3	4	5	6	7	8
W-L	4-0	3-0	2-0	1-0	2-0	0-0	1-0	1-0

Current winning streak: 1
 Longest winning streak: 5
 Longest losing streak: 2

Home attendance : 4250 (5 dates avg = 850)
 Away attendance : 0 (3 dates avg = 0)
 Total attendance: 4250 (8 dates avg = 531)


TV/RADIO ROSTER




1 JUDD WARD



2 JOSH HALL



3 BRAYTON BROWN



4 RANKIN WOLEY



5 KASON HOWELL



6 BOBBY PEIRCE



7 COLE FOSTER



8 BRYSON WARE



9 RYAN BLISS



10 TYLER MILLER



11 KADE SNELL



12 CARTER FREDERICK



13 BEN SCHORR




14 BROOKS FULLER



16 CAM HILL



17 RYAN DYAL



18 MASON BARNETT



19 BRODY MOORE



20 CODY GREENHILL



21 TRACE BRIGHT



22 GARRETT WADE




23 PEYTON GLAVINE



24 PEYTON SYBRANDT



25 JOHNNY CECCOLI



26 HAYDEN MULLINS



27 SEB THOMAS



28 NATE LARUE



29 CARSON SKIPPER



32 CARSON SWILLING



33 WILL MORRISON



34 JOHN SAMUEL SHENKER



36 JACK SOKOL



40 BLAKE BURKHALTER




41 STEVEN WILLIAMS



43 RICHARD FITTS



44 JACK OWEN



45 JOSEPH GONZALEZ



47 GARRETT FARQUHAR



30 BUTCH THOMPSON



35 KARL NONEMAKER



39 GABE GROSS



15 TIM HUDSON